City of Laguna Hills
City Council / Planning Agency

Regular Meeting Agenda
Tuesday, December 9, 2025 - 6:00 PM
(Closed Session at 5:00 p.m. when scheduled)

City Council Chamber
24035 El Toro Road
Laguna Hills, CA 92653

Joshua Sweeney
Mayor

Don Caskey
Mayor Pro Tempore

Jared Mathis
Council Member

Erica Pezold
Council Member

Dave Wheeler
Council Member

In Person Public Comments: Any person wishing to address the City Council/Planning Agency on any matter, whether or not it appears on this Agenda, is asked to complete a pink "Request to Speak" form available on the table at the back of the Chamber and submit the form to the City Clerk. The Request to Speak form assists the Mayor in ensuring that all persons wishing to address the City Council are recognized and ensures accurate identification of meeting participants in the City Council/Planning Agency Minutes. Completion of the form is voluntary. It is City policy to limit public testimony to up to three minutes per person, as determined by the Mayor, and a total time limit of thirty minutes for Public Comments. If you are commenting on an Agenda item, your comments will be heard at the time that item is scheduled on the Agenda. If you are addressing the City Council on an item not listed on the Agenda, the City Council is prohibited by law from discussing or taking any action on that item.

Submission of Electronic Public Comments: Those wishing to make electronic public comments may submit their comments by email to the City Clerk no later than 2 hours prior to the meeting on Tuesday, December 9, 2025. In the subject line of the email, please state your name and the item number you are commenting on. Any public comment received that does not specify a particular agenda item number will be announced during the general public comment portion of the agenda. All comments received by the deadline on the date of the meeting will be provided to the City Council and will be provided for public inspection at the meeting. During the applicable agenda item, the City Clerk will announce the name of the sender and subject matter of all electronic comments received by the deadline on Tuesday, December 9, 2025. Email comments will NOT be read by the City Clerk during the meeting. Electronic public comments may only be submitted via email and comments via text and social media (Facebook, X (formerly Twitter), etc.) will not be accepted.

For questions or assistance, please contact the City Clerk's Office at (949) 707-2635 or via email.

General Business Convening at 6:00 PM

Call to Order

Resolution No. 96-04-09-1 established rules of decorum for public meetings held by the City of Laguna Hills. Resolution No. 96-04-09-1 is available on the table at the back of the City Council Chamber.

Invocation: Council Member Wheeler

Pledge of Allegiance: Council Member Wheeler

Roll Call of City Council Members

City Council Reorganization

Remarks from Outgoing Mayor

Election of Mayor

Recommendation: That the City Council nominate and elect a Mayor to serve until December 8, 2026.

Recognition of Outgoing Mayor

Recognition of Outgoing Mayor and Resolution of Commendation, Joshua Sweeney

That the City Council adopt a Resolution entitled: "A Resolution of the City Council of the City of Laguna Hills, California, commending Joshua Sweeney as Mayor" and that the City Council present the Resolution and a plaque to Joshua Sweeney recognizing his service to the City.

Remarks of Mayor Sweeney's Service to the City

Remarks from Newly Elected Mayor

Election of Mayor Pro Tempore

Recommendation: That the City Council nominate and elect a Mayor Pro Tempore to serve until December 8, 2026.

Recess and Reconvene

1. Presentations and Proclamations

1.1 Laguna Hills High School Student Liaison Report

Recommendation: That the City Council receive a report from Laguna Hills High School Student Liaison Ethan Keschner.

1.2 Certificate of Recognition for Laguna Hills High School Student Liaison Ethan Keschner

Recommendation: That the Mayor present a Certificate of Recognition to Ethan Keschner recognizing his service as a Laguna Hills Student Liaison.

2. Schedule of Future Events

2.1 Schedule of Future Events

Recommendation: That the Deputy City Clerk announce the upcoming meetings and events.

3. Public Comments

This is the time to address the City Council on any matter not listed on this Agenda that is within the subject matter jurisdiction of the City Council. Public Comments are limited to three minutes per person, as determined by the Mayor, and a total time limit of thirty minutes.

4. Consent Calendar

All matters listed under "CONSENT CALENDAR" are considered to be routine and will be enacted by one motion approving the recommendation listed on the Agenda. There will be no separate discussion unless Members of the City Council or City staff request specific items be removed from the Consent Calendar.

4.1 Waive Reading in Full of all Ordinances and Resolutions on the Agenda

Recommendation: That the City Council waive reading in full of all ordinances and resolutions on the agenda and declare that said titles which appear on the public agenda shall be determined to have been read by title and further reading waived.

4.2 Approval of Minutes for October 28, 2025, Regular Meeting

Recommendation: That the City Council approve the City Council/Planning Agency Minutes for the October 28, 2025, Regular Meeting.

4.3 Approval of Minutes for November 7, 2025, Special Meeting

Recommendation: That the City Council approve the City Council Minutes for the November 7, 2025, Special Meeting.

4.4 Approval of Minutes for November 18, 2025, Special Meeting

Recommendation: That the City Council approve the City Council/Planning Agency Minutes for the November 18, 2025 Regular Meeting.

4.5 Ratification of December 9, 2025 Warrant Register

Recommendation: That the City Council ratify the accompanying Warrant Register for the period from November 9, 2025, to November 27, 2025, in the amount of $744,397.14.

4.6 Financial Statements for Fiscal Year Ending June 30, 2025

Recommendation: That the City Council receive and file the Annual Comprehensive Financial Report and other audit reports for fiscal year 2024/2025.

4.7 2026 City Council Meetings and Holidays Calendar

Recommendation: That the City Council adopt the 2026 City Council Meetings and Holidays Calendar.

4.8 Affirmation of Local Appointments List for City Boards, Commission, and Committees

Recommendation: That the City Council affirm the Local Appointments List and direct that it be posted on the City's website, at City Hall, and in the Laguna Hills Branch Technology Library in accordance with Government Code Section 54972, the Maddy Act.

4.9 Approval of Parking Citation and Parking Permit Processing Agency Services Agreement with Data Ticket, Inc.

Recommendation: That the City Council: 1. Waive formal competitive bidding in accordance with Laguna Hills Municipal Code (LHMC) Section 3-08.090 with regard to approval of the proposed Parking Citation and Parking Permit Processing Agency Services Agreement with Data Ticket, Inc., as it is hereby found and determined, pursuant to LHMC Sections 3-08.110.G, I, and J, that the decision to use and rely on the 2020 County of Orange competitive selection process is appropriate; 2. Approve the Parking Citation and Parking Permit Processing Agency Services Agreement with Data Ticket, Inc.; and 3. Authorize the City Manager to execute the agreement.

4.10 First Amendment to Agreement with CR&R Incorporated, a California corporation, for the Collection, Transportation, Processing and Diversion of Recylcable Materials, Food Scraps, Yard Trimmings, Construction and Demolition Debris and Other Materials and for the Collection, Transportation and Disposal of Municipal Solid Waste

Recommendation: That the City Council: 1. Approve the First Amendment to Agreement with CR&R Incorporated, a California corporation, for the Collection, Transportation, Processing and Diversion of Recylcable Materials, Food Scraps, Yard Trimmings, Construction and Demolition Debris and Other Materials and for the Collection, Transportation and Disposal of Municipal Solid Waste, and 2. Authorize the Mayor to sign the First Amendment to Agreement.

Items Removed from the Consent Calendar

5. Planning Agency

The Planning Agency is called to order only if there are items scheduled to be presented to the Planning Agency.

6. City Council Public Hearings

Public Hearing Item No. 6.1 will start promptly at 6:30p.m.

6.1 Fifth Public Hearing and Second Reading and Adoption of Ordinance No.2025-7 Adding Sections 2-04.090 and 2-04.100 to Chapter 2-04 (City Council) of Title 2 (Administration and Personnel) of the Laguna Hills Municipal Code Implementing By-District Elections of Council Members from Five Council Districts

Recommendation: That the City Council:

1. Receive staff presentation and report;
2. Conduct the fifth public hearing necessary for continuing the process to transition to by-district elections;
3. Close the public hearing;
4. Discuss and deliberate;
5. Approve Second Reading and Adopt Ordinance No.2025-7, entitled: “An Ordinance of the City Council of the City of Laguna Hills, California, Adding Sections 2-04.090 and 2-04.100 to Chapter 2-04 (City Council) of Title 2 (Administration and Personnel) of the Laguna Hills Municipal Code Implementing By-District Elections of Council Members from Five Council Districts.”; and
6. Direct City staff and City’s retained demographer, National Demographics Corporation, to issue and post the Elections Code Section 21130(f) report, attached hereto, within 21-days of Council adoption of the final election district boundaries.

7. Administrative Reports

7.1 City Manager

7.2 City Clerk

7.2.1 City Council Representatives to Other Boards, Committees, and Agencies

Recommendation: That the City Council take the following actions:

1. Review the City of Laguna Hills City Council Representatives to Other Boards, Committees, and Agencies List, provide directions to staff regarding any necessary changes for appointments to the list, and by motion, approve the City Council Representatives to Other Committees/Agencies List, as revised by the City Council; and
2. Approve and direct the City Clerk to prepare and post an updated FPPC Disclosure Form 806 to reflect all paid city representative appointments to outside agency boards, committees, and/or commissions in accordance with state law.

8. Matters Agendized and Presented by City Council Members

9. City Council Member Committee Reports

9.1 Committee Assignment Report

Recommendation: That the City Council receive reports from the City Council Members on the City Council Committee Assignments listed on the staff report.

10. City Council Member Comments

Adjournment

The next Regular Meeting of the City Council/Planning Agency will be January 13, 2026, at 6:00p.m., in the City Council Chamber, located at 24035 El Toro Road, Laguna Hills, California.

CERTIFICATION

I, JENNIFER LEE, City Clerk of the City of Laguna Hills, do hereby certify that a copy of the foregoing Agenda was posted at Laguna Hills City Hall, Laguna Hills Community Center, and the Courtyard at La Paz Center by December 5, 2025, at 5:00p.m.

Jennifer Lee, CMC, City Clerk

It is the intention of the City of Laguna Hills to comply with the Americans with Disabilities Act in all respects. If as an attendee or a participant at this meeting you will need special assistance beyond what is normally provided, the City of Laguna Hills will attempt to accommodate you in every reasonable manner. Please contact the office of the City Clerk at (949) 707 2635. Notification 48 hours prior to the meeting will enable the City to make reasonable arrangements to assure accessibility to this meeting.

Materials related to an item on this Agenda submitted to the City Council after distribution of the agenda packet are available for public inspection in the City Clerk's Office at 24035 El Toro Road, Laguna Hills, California, during normal business hours. In addition, such writings or documents will be made available for public review on the Agenda and Minutes public portal website and at the respective public meeting.

City Council Members receive no additional compensation or stipend as a result of simultaneously convening meetings of the Laguna Hills Planning Agency.

City of Laguna Hills
City Council / Planning Agency
Staff Report

Date: December 9, 2025
To: Mayor and Council Members
From: Jennifer Lee, City Clerk
Issue: Recognition of Outgoing Mayor and Resolution of Commendation, Joshua Sweeney

Recommendation: That the City Council adopt a Resolution entitled: "A Resolution of the City Council of the City of Laguna Hills, California, commending Joshua Sweeney as Mayor" and that the City Council present the Resolution and a plaque to Joshua Sweeney recognizing his service to the City.

Background:

Mayor Joshua Sweeney served his first term as Mayor of the City of Laguna Hills from December 10, 2024, through December 9, 2025. It is now in order to recognize Mayor Sweeney for his service to the City as Mayor.

Attachments:

1. Resolution of Commendation - Joshua Sweeney, Mayor

RESOLUTION NO. 2025-12-09-X

A RESOLUTION OF THE CITY COUNCIL OF THE CITY OF LAGUNA HILLS, CALIFORNIA, COMMENDING JOSHUA SWEENEY AS MAYOR" AND THAT THE CITY COUNCIL PRESENT THE RESOLUTION AND A PLAQUE TO JOSHUA SWEENEY RECOGNIZING HIS SERVICE TO THE CITY

The City Council of the City of Laguna Hills, California, hereby finds, determines, declares, and resolves as follows:

WHEREAS, Joshua Sweeney, was elected to the City Council on November 8, 2022; took his Oath of Office on December 13, 2022; and served as Mayor of the City of Laguna Hills from December 10, 2024, through December 9, 2025; and

WHEREAS, in addition to his role as Mayor, serving on the City's Audit Committee, and Community Garden Ad Hoc Committee, and faithfully fulfilling his duties and responsibilities, Joshua Sweeney has ably represented the City, serving on various boards including as the City's delegate to the Orange County Fire Authority Board of Directors and the Association of California Cities – Orange County. Mayor Sweeney also served as the City's voting delegate at the California Joint Powers Insurance Agency Board of Directors annual Meeting and the League of California Cities General Assembly annual meeting; and

WHEREAS, during the year that Joshua Sweeney has presided as Mayor, the City Council: appointed a new City Manager; conducted the process to switch to by-district elections; adopted the City's Biennial Budget for the 2025/2026 & 2026/2027 fiscal years; adopted six Ordinances authorizing electronic and digital signatures, prohibiting unauthorized use of the City Seal, establishing a speed limit on Del Lago Drive, adopting the Fire Hazard Severity Zones Map, and adopting new Building and Fire Codes; and approved by Resolution an updated Comprehensive Fee Schedule, the City's Local Hazard Mitigation Plan, a four-year MOU with the Laguna Hills City Employee Association and a Business Recognition Program; and

WHEREAS, the performance of his duties and responsibilities as Mayor have been characterized by excellent and constructive contributions to the lasting development of our City, and with detailed attention to financials and enhanced transparency, earning the respect and admiration of his colleagues.

NOW, THEREFORE, THE CITY COUNCIL OF THE CITY OF LAGUNA HILLS, CALIFORNIA, on behalf of all our citizens, does hereby express its appreciation and thanks to Joshua Sweeney, for his service to the community as Laguna Hills Mayor for 2025.

PASSED, APPROVED AND ADOPTED this 9th day of December 2025.

_____
DON CASKEY, MAYOR PRO TEMPORE

ATTEST:

_____
JENNIFER LEE, CITY CLERK

STATE OF CALIFORNIA)
COUNTY OF ORANGE) ss
CITY OF LAGUNA HILLS)

I, Jennifer Lee, City Clerk of the City of Laguna Hills, California, DO HEREBY CERTIFY that the foregoing is a true and correct copy of Resolution No. 2025-12-09-X adopted by the City Council of the City of Laguna Hills, California, at a Regular Meeting thereof held on the 9th day of December 2025, by the following vote:

AYES:

NOES:

ABSENT:

ABSTAIN:

(SEAL)

_____
JENNIFER LEE, CITY CLERK

City of Laguna Hills
City Council / Planning Agency
Staff Report

Date: December 9, 2025
To: Mayor and Council Members
From: Jennifer Lee, City Clerk
Issue: Certificate of Recognition for Laguna Hills High School Student Liaison Ethan Keschner

Recommendation: That the Mayor present a Certificate of Recognition to Ethan Keschner recognizing his service as a Laguna Hills Student Liaison.

Background:

The City of Laguna Hills and the Laguna Hills High School PTSA established a Student Liaison Program in 1993. Ethan Keschner has served as a Student Liaison with distinction, and it is in order to recognize his service.

Attachments:

1. Certificate of Recognition - Ethan Keschner

Item No. 1.2

CITY OF LAGUNA HILLS

CERTIFICATE OF RECOGNITION

Ethan Keschner
Laguna Hills High School
Student Liaison

August 26, 2025 through December 9, 2025

WHEREAS, *the City of Laguna Hills and Laguna Hills High School established a Student Liaison Program to create a direct link between the School and the City Council; and*

WHEREAS, *Ethan Keschner was appointed to serve as the Student Liaison to the City Council and took the Oath of Office on August 26, 2025; and*

WHEREAS, *Ethan Keschner has served as the Student Liaison with dedication and distinction, setting a fine example for those students who will serve in the future.*

NOW, THEREFORE, *I, , Mayor, on behalf of the City Council of the City of Laguna Hills, California, do hereby recognize Parsa Kaveh for their service to the City as Student Liaison to the City Council.*

Dated this 9th day of December2025.

_____

, MAYOR

City of Laguna Hills
City Council / Planning Agency
Staff Report

Date: December 9, 2025
To: Mayor and Council Members
From: Kayle McDonald, Deputy City Clerk
Issue: Schedule of Future Events

Recommendation: That the Deputy City Clerk announce the upcoming meetings and events.

Meetings:

City Council/Planning Agency Regular Meetings
Tuesday, January 13th, 6:00 p.m., Laguna Hills Civic Center Council Chamber
Tuesday, January 27th, 6:00 p.m., Laguna Hills Civic Center Council Chamber

Traffic Commission Regular Meeting
Wednesday, January 21st, 6:00 p.m., Laguna Hills Civic Center Council Chamber

City Facility Closures:

Holiday Closure
Wednesday, December 24th – Wednesday, January 1st, Laguna Hills Civic Center
Wednesday, December 24th, Thursday, December 25th, January 1st, Laguna Hills Community Center

Holiday Hours – Drop-In Sports
Friday, December 26th – Wednesday, December 31st, 10:00 a.m. – 2:00 p.m., Laguna Hills Community Center

Events:

Let's Make Workshop
Wednesday, December 10th, 4:00 p.m., Laguna Hills Community Center Heritage Room A

Holiday Family Movie Night
Wednesday, December 10th, 6:30 p.m., Laguna Hills Community Center Heritage Room

Excursion to The Museum of Contemporary Art
Friday, December 12th, 2:00 p.m. – 10:00 p.m., meet at the Laguna Hills Community Center

Parent's Night Out
Friday, December 12th, 6:00 p.m. – 8:30 p.m., Laguna Hills Community Center Gym

Breakfast with Santa
Saturday, December 13th, 9:00 a.m. – 11:00 a.m., Laguna Hills Community Center Heritage Room

Holiday Movie Matinee
Monday, December 15th, 12:00 p.m., Laguna Hills Community Center Heritage Room

Laguna Hills Holiday Lights Tour 12/17
Wednesday, December 17th, 6:00 p.m. – 8:30 p.m., meet at the Laguna Hills Community Center

Excursion to Downtown Palm Springs
Thursday, December 18th, 11:30 a.m. – 10:00 p.m., meet at the Laguna Hills Community Center

Holiday Musical Dance Extravaganza
Friday, December 19th, 6:30 p.m. – 9:00 p.m., Laguna Hills Community Center Heritage Room

Laguna Hills Holiday Lights Tour 12/23
Tuesday, December 23rd, 6:00 p.m. – 8:30 p.m., meet at the Laguna Hills Community Center

Excursion to Fullerton Arboretum, Gardens of Muckenthaler Cultural Center
Saturday, December 27th, 1:00 p.m. – 8:00 p.m., meet at the Laguna Hills Community Center

Excursion to Floatfest and Norton Simon Museum
Friday, January 2nd, 11:30 a.m. – 10:00 p.m., meet at the Laguna Hills Community Center

Holiday Activities:

Holiday Light Show
Month of December, 7–10 minute animated performance every 30 minutes, 5:00 p.m. - 9:00 p.m., Laguna Hills Community Center Plaza

Hot Chocolate Station
Tuesdays, Wednesdays, Thursdays in December, 5:00 p.m. - 9:00 p.m., Laguna Hills Community Center Lobby

Wishing Tree
Month of December, Laguna Hills Community Center Facility Hours, Laguna Hills Community Center Lobby

Attachments:

1. Holiday Hours, Event, and Activities Flyer(s)

LET'S MAKE WORKSHOP

Presented by the Laguna Hills Community Center & Laguna Hills Library

EVERY 2ND WEDNESDAY OF THE MONTH AT 4:00 PM

All ages welcome!

No registration required!

25555 Alicia Pkwy
Laguna Hills, CA 92653

Holiday MOVIE NIGHT

Featured Film: Elf

Wednesday, December 10th

AT 6:30 PM

Laguna Hills Community Center

25555 Alicia Pkwy
(949) 707-2680

Sponsored by:

THE BABCOCK TEAM
REAL ESTATE

RESCOM
MORTGAGE LENDING

Excursion to the Museum of Contemporary Art (MOCA)

Hop on the van and join us as we head to Downtown Los Angeles for a self-guided tour of the only artist-founded museum in Los Angeles. View one of the most compelling collections of contemporary art in the world at MOCA Grand Avenue. Bring water, snacks and sack lunch or purchase from onsite concession or nearby sit-down restaurants. Participants meet at the Laguna Hills Community Center where City staff will provide transportation. Call (949) 707-2680 for more information. **No refunds or transfers for this event.**

Class# 1931

12/12 2:00PM-10:00PM Friday

Fee: Resident $20, Non-Resident $25

Like us on at www.facebook.com/lagunahillscc

To register or for more information, please call (949) 707-2680 or visit www.lagunahillsca.gov

Celebrate the Holidays

WITH THE CITY OF LAGUNA HILLS

Tree Lighting Ceremony

Friday, December 5
6:00p-8:00p

Parent's Night Out

Friday, December 12
6:00p - 8:30p
$15 per child

Breakfast with Santa

Saturday, December 13
9:00a - 11:00a
$10 per person

Holiday Musical Dance Extravaganza

Friday, December 19
6:30p - 9:00p
$20 per person, dinner included

FINANCIAL PARTNERS CREDIT UNION

For more information and to view all of our holiday events, please scan the QR code or call (949)707-2680.

CITY OF LAGUNA HILLS · 1991 ·

You're Invited To

Holiday Movie Matinee

Featured Movie

MIRACLE ON 34TH STREET

Monday, December 15th

12:00 PM

Laguna Hills Community Center

25555 Alicia Pkwy

lagunahillsca.gov

Laguna Hills

HOLIDAY LIGHT TOUR

Hop on the bus and get ready to tour the City of Laguna Hills Holiday Lights! Light refreshments will be served before we take off on our holiday ride!

- **Wednesday, 12/17**
  6:00pm-8:30pm
- **Tuesday, 12/23**
  6:00pm-8:30pm

$10 per person
Register Online

949-707-2680

lagunahillsca.gov

Excursion to Downtown Palm Springs

Travel with us to explore this desert oasis situated in the western end of the Coachella Valley. While there we plan on site seeing, including architectural sites, walk the stars, visiting the Agua Caliente Cultural Museum, Palm Springs Art Museum, and Village Fest – an open-air street market. Bring water, snacks, and a sack lunch or purchase from food vendors. Participants meet at the Laguna Hills Community Center where City staff will provide transportation. Call (949) 707-2680 for more information. **No refunds or transfers for this event.**

Class# 1932

12/18 11:30AM-10:00PM Thursday

Fee: Resident $25, Non-Resident $30

Like us on at www.facebook.com/lagunahillscc

To register or for more information, please call (949) 707-2680 or visit www.lagunahillsca.gov

Excursion to Fullerton Arboretum, Gardens of Muckenthaler Cultural Center

Journey with us as we head to City of Fullerton to explore the CSU Fullerton's Arboretum and Muckenthaler Cultural Center's Gardens. The Arboretum provides a 26-acre botanical garden filled with diverse plant collections, scenic trails, and wildlife, while the Muckenthaler offers a historic architectural landmark with its Spanish Colonial Revival house and park-like setting. Bring water, snacks and sack lunch or purchase from onsite concession or nearby sit-down restaurants thereafter. Participants meet at the Laguna Hills Community Center where City staff will provide transportation. **No refunds or transfers for this event.**

***Registration begins November 10, 2025** **Class# 1933**

12/27 1:00PM-8:00PM Saturday

Fee: Resident $15, Non-Resident $20

Like us on at www.facebook.com/lagunahillscc

To register or for more information, please call (949) 707-2680 or visit www.lagunahillsca.gov

Excursion to Floatfest and Norton Simon Museum

Join the group on the van to see the floral masterpieces up close the day after the New Year's Day Rose Parade in Floatfest. A self-guided walking event that stretches 2 miles long to see these intricate and elaborate floats a few feet away. Then, we will break for Downtown Pasadena for a meal or snack and sightseeing. Followed by a visit to a remarkable private art collection that includes European art from the Renaissance to the 20th Century, along with Southeast Asian art spanning 2,000 years. Bring plenty of water, snacks and a sack lunch or purchase at food vendor on site. Participants meet at the Laguna Hills Community Center where City staff will provide transportation. Call (949) 707-2680 for more information.

No refunds or transfers for this event.

***Registration begins November 10, 2025** **Class# 1934**

1/2 11:30AM-10:00PM Friday

Fee: Resident $40, Non-Resident $45

Like us on at www.facebook.com/lagunahillscc

To register or for more information, please call (949) 707-2680 or visit www.lagunahillsca.gov

City of Laguna Hills
City Council / Planning Agency
Regular Meeting
Minutes
Tuesday, October 28, 2025

General Business Convening at 6:00 PM

Call to Order

The meeting was called to order at 6:00 p.m. by Mayor Sweeney.

Invocation: Council Member Mathis

Pledge of Allegiance: Council Member Mathis

Roll Call of City Council Members

Present:
Mayor Joshua Sweeney
Mayor Pro Tempore Don Caskey
Council Member Erica Pezold
Council Member Jared Mathis

Absent:
Council Member Dave Wheeler

1. Presentations and Proclamations

1.1 Laguna Hills High School Student Liaison Report

The City Council received a report from Laguna Hills High School Student Liaison Ethan Keschner.

2. Schedule of Future Events

2.1 Schedule of Future Events

Community Services Director Gannon announced the upcoming meetings and events.

3. Public Comments

There were no public comments on non-agendized items.

4. Consent Calendar

A motion to approve the balance of the Consent Calendar with Interim City Manager removing Item No. 4.6 was moved by Mayor Pro Tempore Caskey, seconded by Council Member Mathis.

Vote Result: Passed
Yes 4, No 0, Abstained 0

Ayes:	Mayor Sweeney, Mayor Pro Tempore Caskey, Council Member Pezold, Council Member Mathis
Nays:	None
Abstain:	None

4.1 Waive Reading in Full of all Ordinances and Resolutions on the Agenda

Recommendation: That the City Council waive reading in full of all ordinances and resolutions on the agenda and declare that said titles which appear on the public agenda shall be determined to have been read by title and further reading waived.

4.2 Approval of Minutes for October 14, 2025, Regular Meeting

Recommendation: That the City Council approve the City Council Minutes for the October 14, 2025, Regular Meeting.

4.3 Ratification of October 28, 2025 Warrant Register

Recommendation: That the City Council ratify the accompanying Warrant Register for the period from October 3, 2025, to October 16, 2025, in the amount of $1,441,039.41.

4.4 Treasurer's Investment Report for September 2025

Recommendation: That the City Council receive and file the Treasurer's Investment Report for the month of September 2025.

4.5 Measure M2 Expenditure Report FY 2024/2025

Recommendation: That the City Council: 1. Approve the M2 Expenditure Report for the fiscal year ended June 30, 2025, for submittal to the Orange County Transportation Authority and 2. Adopt Resolution No. 2025-10-28-1: "A Resolution of the City Council of the City of Laguna Hills, California, Concerning the Measure M2 (M2) Expenditure Report for the City of Laguna Hills for the Fiscal Year Ended June 30, 2025."

4.7 Orange County Transportation Authority Regional Traffic Signal Synchronization Project: Oso Parkway/Pacific Park Drive/Glenwood Drive Corridor

Recommendation: That the City Council adopt Resolution No. 2025-10-18-2: “A Resolution of the City Council of the City of Laguna Hills, California, Approving the Submittal of an Improvement Project to the Orange County Transportation Authority for Funding Under the Competitive Measure M2 Regional Traffic Signal Synchronization Program.”

4.8 Resolution in Support of Funding Projects in the Federal Transportation Improvement Program

Recommendation: That the City Council adopt Resolution No. 2025-10-28-3: "A Resolution of the City Council of the City of Laguna Hills, California, Which Certifies that the City of Laguna Hills Has the Resources to Fund the Projects in the FFY 2026/2027 - 2031/2032 Transportation Improvement Program and Affirms Its Commitment to Implement All Projects in the Program."

4.9 Award of a Public Works Construction Contract for the FY25-26 Community Development Block Grant Curb Ramp Improvement Project, CIP 170

Recommendation: That the City Council: 1. Award the Public Works Construction Contract for the FY25/26 Community Development Block Grant Curb Ramp Improvement Project, CIP No. 170, to the lowest responsive bidder, Hardy & Harper, Inc. in the amount of $187,410; 2. Find that the Project is Categorically Exempt from the California Environmental Quality Act (CEQA), Class 1 Existing Facilities, pursuant to CEQA Guidelines, Section 15301; 3. Reject all other bids; and 4. Authorize the Interim City Manager to sign the Public Works Construction Contract.

4.10 Informal Bidding Ordinance Use Quarterly Report for Public Works Projects

Recommendation: That the City Council receive and file the report.

4.11 Development Application Status Report

Recommendation: That the City Council receive and file the report.

Items Removed from the Consent Calendar

4.6 Approval of Parking Citation and Parking Permit Processing Agency Services Agreement with Data Ticket, Inc.

Recommendation: That the City Council approve the Parking Citation and Parking Permit Processing Agency Services Agreement with Data Ticket, Inc. and authorize the Interim City Manager to execute the agreement.

Interim City Manager Ames removed Item No. 4.6 from the Consent Calendar to table the item to be discussed at a future meeting.

A motion to table the item was moved by Council Member Mathis, seconded by Council Member Pezold.

Vote Result: Passed
Yes 4, No 0, Abstained 0

Ayes: Mayor Sweeney, Mayor Pro Tempore Caskey, Council Member Pezold, Council Member Mathis

Nays: None
Abstain: None

5. Planning Agency

Mayor Sweeney recessed the City Council Meeting, and acting in capacity as Chair, called the Regular Meeting of the Planning Agency of the City of Laguna Hills, California, to order at 6:11 p.m.

5.1 Roll Call of Planning Agency Members

Present:
Chair Joshua Sweeney
Vice Chair Don Caskey
Agency Member Erica Pezold
Agency Member Jared Mathis

Absent:
Agency Member Dave Wheeler

5.2 Public Comments

There were no public comments for the Planning Agency on non-agendized items.

5.3 Approval of Minutes

The Planning Agency Minutes are approved by the City Council.

5.4 Administrative Reports

There were no Planning Agency administrative reports.

5.5 Planning Agency Public Hearings

5.5.1 Conditional Use Permit (CUP) No. USE-0233-2025, a request by Adrian Freire of Mudd Industries, Inc. on behalf of property owners, Albert Ong and Jaynie Poon, for Approval of a Proposed Roof Deck on a Detached Rear Yard Accessory Structure Located at 25526 Lone Pine Circle

Recommendation: That the Planning Agency:

1. Conduct a public hearing;
2. Find and determine that the proposed project is categorically exempt from the California Environmental Quality Act (CEQA) pursuant to Section 15303 (Class 3, New Construction or Conversion of Small Structures); and
3. Adopt Resolution No. PA 2025-10-28-1: “A Resolution of the Planning Agency of the City of Laguna Hills, California, Approving Conditional Use Permit (CUP) No. USE-0233-2025, a Request by Adrian Freire of Mudd Industries, Inc. on Behalf of Property Owners, Albert Ong and Jaynie

Poon, for Approval of a Roof Deck Above a New Detached Rear Yard Accessory Structure with an Attached Patio Cover at 25526 Lone Pine Circle, Including an Exemption from the California Environmental Quality Act (CEQA) per CEQA Guidelines Article 19 Section 15303 (Class 3, New Construction or Conversion of Small Structures)."

Contract Assistant Planner Likins reviewed the information provided in the staff report, provided a visual presentation, and responded to Agency Member requests for additional information.

Chair Sweeney opened the public hearing.

Project applicant Adrian Freire, Mudd Industries, Inc., responded to Agency Member requests for additional information and agreed to abide by the proposed conditions of approval on the project.

Property owner Albert Ong provided information on the project, responded to Agency Member requests for additional information, and agreed to abide by the proposed conditions of approval on the project.

Chair Sweeney closed the public hearing.

A motion to approve staff's recommendation was moved by Agency Member Pezold, seconded by Agency Member Mathis.

Vote Result: Passed
Yes 4, No 0, Abstained 0

Ayes:	Chair Sweeney, Vice Chair Caskey, Agency Member Pezold, Agency Member Mathis
Nays:	None
Abstain:	None

5.6 Planning Agency Adjournment

Chair Sweeney adjourned the Planning Agency Meeting at 6:23 p.m. and reconvened the City Council Meeting.

Mayor Sweeney took Item 7.1.1 out of order on the Agenda in order to not start the City Council public hearing Item No. 6.1 before the scheduled fixed time of 6:30 p.m.

7. Administrative Reports

7.1 Interim City Manager

7.1.1 Agreement with Cityside Fiber to Co-Locate Fiber Optic Cable in the City's Traffic Signal Interconnect Conduits

Recommendation: That the City Council:

1. Approve the License Agreement with Cityside Fiber subject to minor revisions by the Interim City Manager and the City Attorney;
2. Authorize the Interim City Manager to sign the Agreement; and
3. Authorize the use of the official city seal by Cityside Fiber and the Laguna Hills Chamber of Commerce for a ribbon cutting event planned for November 20, 2025.

Interim City Manager Ames reviewed the information provided in the staff report, provided a visual presentation, and responded to Council Member requests for additional information.

A motion to approve staff's recommendation was moved by Council Member Mathis, seconded by Council Member Pezold.

Vote Result: Passed
Yes 4, No 0, Abstained 0

Ayes:	Mayor Sweeney, Mayor Pro Tempore Caskey, Council Member Pezold, Council Member Mathis
Nays:	None
Abstain:	None

6. City Council Public Hearings

6.1 Third Public Hearing to Consider Composition of Districts for Continuing the Process to Transition to By-District Elections

Recommendation: That the City Council:

1. Receive and file districting public participation presentation prepared by the City's retained expert demographer National Demographics Corporation and
2. Conduct the Third Public Hearing necessary for continuing the process to transition to by-district elections, review and consider input regarding the composition of districts from interested members of the public, review districting process to date, review draft maps, and provide further direction to City staff.

Council Member Pezold does not have a legal conflict of interest; however, due to a potential ethical conflict of interest arising from her friendship with attorney Michelle R. Jackson, she recused herself from the item.

City Attorney Simonian reviewed the information provided in the staff report and responded to Council Member requests for additional information.

Dr Justin Levitt, Vice-President, National Demographics Corporation (NDC) provided a visual presentation and responded to Council Member requests for additional information.

Mayor Sweeney opened the public hearing.

The following individual(s) submitted an electronic public comment on Item No. 6.1 that was received, forwarded to the City Council prior to the meeting, posted on the City's website, and announced into the record by City Clerk Lee:

Mrs. Kyra & Richard Ytzen

The following individual(s) provided public comments on Item No. 6.1:

David
Karen Litfin

Mayor Sweeney closed the public hearing.

Council Member Pezold rejoined the meeting at 7:17 p.m.

7. Administrative Reports (continued)

7.2 Finance Director

7.2.1 Retired Annuitant Employment Agreement

Recommendation: That the City Council adopt Resolution No. 2025-10-28-4: "A Resolution of the City Council of the City of Laguna Hills, California, Approving and Authorizing the Interim City Manager to Appoint a Retired Annuitant to Serve as Interim Community Services Director During Temporary Absence of Current Community Services Director."

Finance Director Hendrickson reviewed the information provided in the staff report and responded to Council Member request for additional information.

A motion to approve staff's recommendation was moved by Council Member Pezold, seconded by Council Member Mathis.

Vote Result: Passed
Yes 4, No 0, Abstained 0

Ayes:	Mayor Sweeney, Mayor Pro Tempore Caskey, Council Member Pezold, Council Member Mathis
Nays:	None
Abstain:	None

7.3 Community Development Director

7.3.1 City of Laguna Hills Business Recognition Program

Recommendation: That the City Council:

1. Consider and approve a City Council Policy to establish a Business Recognition Program that acknowledges outstanding Laguna Hills businesses that demonstrate leadership, community impact, innovation,

or significant economic contributions, thereby promoting economic vitality and fostering civic pride and

2. Adopt Resolution No. 2025-10-28-5: “A Resolution of the City Council of the City of Laguna Hills, California, Adopting City Council Policy No. 370 Entitled “Business Recognition Program.”

Community Development Director Lowe reviewed the information provided in the staff report, provided a visual presentation, and responded to Council Member requests for additional information.

City Attorney Simonian responded to Council Member requests for additional information.

A motion to approve staff's recommendation was moved by Council Member Mathis, seconded by Mayor Pro Tempore Caskey.

A substitute motion to approve staff's recommendation, including the parameters of three Chamber of Commerce members and three non-members selected per year, was moved by Council Member Pezold and received no second.

A motion to approve staff's recommendation was moved by Council Member Mathis, seconded by Mayor Pro Tempore Caskey.

Vote Result: Passed
Yes 4, No 0, Abstained 0

Ayes:	Mayor Sweeney, Mayor Pro Tempore Caskey, Council Member Pezold, Council Member Mathis
Nays:	None
Abstain:	None

7.4 Chief of Police Services

7.4.1 Public Safety Update

Chief of Police Services, Captain Burk, provided a public safety update report, including a visual presentation.

8. Matters Agendized and Presented by City Council Members

There were no matters agendized by City Council Members.

9. City Council Member Committee Reports

9.1 Committee Assignment Report

The City Council received committee assignment reports from Council Member Pezold.

10. City Council Member Comments

Mayor Sweeney

Mayor Sweeney provided clarifying comments on the United Nations University's Japan-United States Leadership Summit he recently attended.

Mayor Sweeney reported that on October 17, representatives of the Slovakian Olympic Committee visited Laguna Hills High School and expressed interest in making Laguna Hills to prepare for the 2028 Los Angeles Olympic Games.

Mayor Sweeney reported that on October 11, three students from Laguna Hills High School led by Coach Lynch competed at the Manhattan University Cross Country Invitational where all three students medaled and Hannah Nourse took first place in Varsity Girls A. Mayor Sweeney shared a video clip of Hannah Nourse giving an interview after her victory.

Council Member Mathis

Council Member Mathis wished the best for Community Services Director Gannon in her upcoming leave of absence.

Mayor Pro Tempore Caskey

Mayor Pro Tempore Caskey reported on town hall meetings he recently attended at the request of Shela Kaneshiro, CEO, MemorialCare Saddleback Medical Center to provide an update on the Village at Laguna Hills project.

Council Member Pezold

Council Member Pezold requested a discussion on the community input platform and an event funding policy be agendized on the next Events, Communication, and Beautification Committee agenda.

Council Member Pezold requested a discussion on revising City Council Policy 317 in regard to lighting be agendized for a future meeting and received no second.

Interim City Manager Ames provided comments regarding the lighting of fields and the City's adopted fee schedule requirements.

Council Member Pezold requested a discussion on a policy for Council Member travel be agendized for a future meeting and received no second.

Mayor Pro Tempore Caskey

Mayor Pro Tempore Caskey provided comments regarding Council Member travel.

Council Member Pezold

Council Member Pezold requested a discussion on a budget excess disclosure policy be agendized for a future meeting and received no second.

Council Member Pezold requested a discussion on stop sign guidelines be agendized for a future meeting and received no second.

Council Member Pezold requested a discussion on an ethics policy be agendized for a future meeting and received no second.

Council Member Pezold requested a discussion on a slope maintenance policy be agendized for a future meeting a received no second.

City Attorney Simonian provided comments regarding the City's slope maintenance.

Interim City Manager Ames provided comments regarding the City's slope maintenance.

Council Member Pezold requested a discussion on the budget for the LH on the Hill lighting project be agendized for a future meeting and received no second.

Council Member Pezold provided comments on gaps in the planting on La Paz Road near McIntyre Street and requested replanting of the removed hibiscus plant. Council Member Pezold indicated that the grass on La Paz and roses on Paseo de Valencia need attention and nutrients.

Council Member Pezold requested that staff look into the installation of a lock, computer, phone and purifier for the City Council office.

Council Member Pezold requested a discussion on funding for fixing the banners throughout the city be agendized for a future meeting and received no second.

Council Member Pezold indicated that the new carpet installed on the stairs at the Community Center is falling apart and requested that staff look into the warranty on the carpet.

Adjournment

There being no further business before the City Council at this session, Mayor Sweeney declared the meeting adjourned at 8:25 p.m. to an Adjourned Regular Meeting on November 18, 2025, at 6:00 p.m., in the City Council Chamber, located at 24035 El Toro Road, Laguna Hills, California.

_____
Jennifer Lee, City Clerk

ATTEST:

_____
, Mayor

Approved at meeting of December 9, 2025.

City of Laguna Hills
City Council
Special Meeting
Minutes
Friday, November 7, 2025

Call to Order

The meeting was called to order at 3:00 p.m. by Mayor Sweeney.

Roll Call of City Council Members (*Council Member Erica Pezold and Mayor Pro Tempore Don Caskey, appearance via teleconference)*

Present:
Mayor Joshua Sweeney
Mayor Pro Tempore Don Caskey, via teleconference
Council Member Erica Pezold, via teleconference
Council Member Jared Mathis
Council Member Dave Wheeler

Absent:

Announcement of Closed Session Item(s)

A. Conference with Legal Counsel - Anticipated Litigation

Pursuant to Government Code Section 54956.9
Significant exposure to litigation pursuant to paragraph (2) of subdivision (d) and paragraph (2) of subdivision (e) of Government Code Section 54956.9: (5 potential cases). Verbal complaints by City employees regarding City executive staff member.

Public Comments

There were no public comments on the closed session item.

Convene into Closed Session

Reconvene

The City Council reconvened in the City Council Chamber at 4:10 p.m.

Closed Session Report

A. Conference with Legal Counsel - Anticipated Litigation
Pursuant to Government Code Section 54956.9
Significant exposure to litigation pursuant to paragraph (2) of subdivision (d) and paragraph (2) of subdivision (e) of Government Code Section 54956.9: (5 potential cases). Verbal complaints by City employees regarding City executive staff member.

Interim City Manager Ames stated that the City Council convened into Closed Session pursuant to the authorities listed on the Agenda and reported that the City Council authorized an independent investigation and authorized the Interim City Manager to execute a contract for an independent investigation using an attorney in the not to exceed amount of $200,000.

Adjournment

There being no further business before the City Council at this session, Mayor Sweeney declared the meeting adjourned at 4:10 p.m.

_____
Jennifer Lee, City Clerk

ATTEST:

_____
, Mayor

Approved at meeting of December 9, 2025.

City of Laguna Hills
City Council / Planning Agency
Special Meeting
Minutes
Tuesday, November 18, 2025

General Business

Call to Order

The meeting was called to order at 6:00 p.m. by Mayor Sweeney.

Invocation: Council Member Pezold

Pledge of Allegiance: Boy Scout Troop 12

Roll Call of City Council Members

Present:
Mayor Joshua Sweeney
Mayor Pro Tempore Don Caskey
Council Member Erica Pezold
Council Member Jared Mathis
Council Member Dave Wheeler

Absent:

1. Presentations and Proclamations

1.1 Laguna Hills High School Student Liaison Report

Laguna Hills High School Student Liaison Sophia Kim was not available at the meeting to provide a report.

2. Schedule of Future Events

2.1 Schedule of Future Events

Deputy City Clerk McDonald announced the upcoming meetings and events.

3. Public Comments

Members of the public addressed the City Council only on items listed on the Special Meeting Agenda.

4. Consent Calendar

A motion to approve the Consent Calendar was moved by Council Member Pezold, seconded by Council Member Mathis.

Vote Result: Passed
Yes 5, No 0, Abstained 0

Ayes:	Mayor Sweeney, Mayor Pro Tempore Caskey, Council Member Pezold, Council Member Mathis, Council Member Wheeler
Nays:	None
Abstain:	None

4.1 Waive Reading in Full of all Ordinances and Resolutions on the Agenda

Recommendation: That the City Council waive reading in full of all ordinances and resolutions on the agenda and declare that said titles which appear on the public agenda shall be determined to have been read by title and further reading waived.

4.2 Ratification of November 18, 2025 Warrant Register

Recommendation: That the City Council ratify the accompanying Warrant Register for the period from October 17, 2025, to November 8, 2025, in the amount of $1,821,296.67.

4.3 Treasurer's Investment Report for October 2025

Recommendation: That the City Council receive and file the Treasurer's Investment Report for the month of October 2025.

4.4 Second Amendment to Lease Agreement with Donald C. Lewellen, an individual, for 24031 El Toro Road, Suite 220, Laguna Hills, California

Recommendation: That the City Council: 1. Approve the proposed Second Amendment to the lease agreement with Donald C. Lewellen, an individual, for 24031 El Toro Road, Suite 220, Laguna Hills, California; and 2. Authorize the Interim City Manager to make minor modifications, as necessary, to the lease agreement and to execute the amendment.

4.5 Development Application Status Report

Recommendation: That the City Council receive and file the report.

Items Removed from the Consent Calendar

There were no items removed from the Consent Calendar.

5. Planning Agency

Mayor Sweeney recessed the City Council Meeting, and acting in capacity as Chair, called the Regular Meeting of the Planning Agency of the City of Laguna Hills, California, to order at 6:09 p.m.

5.1 Roll Call of Planning Agency Members

Present:
Chair Joshua Sweeney
Vice Chair Don Caskey
Agency Member Erica Pezold
Agency Member Jared Mathis
Agency Member Dave Wheeler

Absent:

5.2 Public Comments

Members of the public addressed the Planning Agency only on items listed on the Special Meeting Agenda.

5.3 Approval of Minutes

The Planning Agency Minutes are approved by the City Council.

5.4 Administrative Reports

There were no Planning Agency administrative reports.

5.5 Planning Agency Public Hearings

5.5.1 Site Development Permit (SDP) No. USE-0195-2024, a Request by Abigail Jara, of A&S Engineering, on Behalf of Southland Property Investments, LLC for Approval of a Site Development Permit to Convert the Alicia Auto Spa From a Full-Service to a Self-Service Car Wash, Including Self-Service Vacuums and Drying Stations Located at 24795 Alicia Parkway

Recommendation: That the Planning Agency:

1. Conduct a public hearing;

2. Find and determine that the proposed Project is categorically exempt from the California Environmental Quality Act (CEQA) pursuant to Sections 15301 and 15303 of Title 14, Chapter 3 of the California Code of Regulations (Class 1, Existing Facilities; Class 3, New Construction or Conversations of Small Structures); and

3. Adopt Resolution No. PA2025-11-18-1: "A Resolution of the Planning Agency of the City of Laguna Hills, California, Approving Site Development Permit (SDP) No. USE-0195-2024, a Request by Abigail Jara, of A&S Engineering, on Behalf of Southland Property Investments, LLC for Approval of a Site Development Permit to Convert the Alicia Auto Spa From a Full-Service to a Self-Service Car Wash, Including Self-Service Vacuums and Drying Stations Located at 24795 Alicia Parkway, Including an Exemption from the California Environmental Quality Act (CEQA) per CEQA Guidelines Sections 15301 and 15303 of Title 14, Chapter 3 of the California Code of Regulations (Class 1, Existing Facilities; Class 3, New Construction or Conversions of Small Structures)."

Mayor Sweeney recessed the meeting at 6:11 p.m. due to technical difficulties and reconvened the meeting at 6:15 p.m.

Senior Planner Jay Wuu reviewed the information provided in the staff report, provided a visual presentation, and responded to Agency Member requests for additional information.

Chair Sweeney opened the public hearing.

Project applicant Ahmad Ghaderi, Principal, A&S Engineering, responded to Agency Member requests for additional information.

Project applicant Ash Delrahim, VP, Bliss Car Wash, agreed to abide by the proposed conditions of approval on the project and responded to Agency Member requests for additional information.

The following individual(s) provided public comments on Item No. 5.5.1:
Lowell Reed

Chair Sweeney closed the public hearing.

Chair Sweeney recessed the Planning Agency meeting and reconvened the City Council meeting at 6:44 p.m. in order to start the City Council public hearing with a scheduled time of 6:30 p.m.

6. City Council Public Hearings

Mayor Sweeney took Item No. 6.1 out of order on the Agenda to start the public hearing at the scheduled fixed time of 6:30p.m.

6.1 Fourth Public Hearing to Consider Composition of Districts for Continuing the Process to Transition to By-District Elections

Recommendation: That the City Council:

1. Receive districting public participation presentation prepared by the City's retained expert demographer National Demographics Corporation;

2. Conduct the fourth public hearing necessary for continuing the process to transition to by-district elections, review and consider input regarding the composition of districts from interested members of the public, review districting process to date, and consider all draft maps timely submitted;

3. Provide direction regarding selection of a final map;

4. Provide direction regarding the sequencing of district elections; and

5. Introduce for first reading, read by title only, and waive further reading of an Ordinance entitled, "An Ordinance of the City Council of the City of Laguna Hills, California, Adding Sections 2-04.090 and 2-04.100 to Chapter 2-04 (City Council) of Title 2 (Administration And Personnel) of the Laguna Hills Municipal Code Implementing By-District Elections of Council Members from Five Council Districts."

Council Member Pezold does not have a legal conflict of interest; however, due to a potential ethical conflict of interest arising from her friendship with attorney Michelle R. Jackson, she recused herself from the item.

Dr Justin Levitt, Vice-President, National Demographics Corporation (NDC) provided a PowerPoint presentation and responded to Council Member requests for additional information.

Mayor Sweeney opened the public hearing.

The following individuals submitted an electronic public comment on Item No. 6.1 that were received, forwarded to the City Council prior to the meeting, posted on the City's website, and announced into the record by City Clerk Lee:

Bruce & Maureen Terry	Roger Gordon	Mary Koenig
Kyra Ytzen	Phyllis & Frederick Roberts	Cathy Udovch
Tony Ignoffo	Karen Litfin	William Wakefield
Julie Homyak	Heidi Prescott	Jeff Combs
Allison Alwan TerBush	Doug Auer	Sandy Combs
Marsha Westropp	Lisa Brosseau	Will Lennertz

The following individuals provided public comments on Item No. 6.1:

Karen Litfin
Randee Lennertz
Heidi Prescott
Scott Miller

Mayor Sweeney closed the public hearing.

A motion to select Map No. 108 as the Final Map for the proposed Ordinance was moved by Council Member Mathis, seconded by Mayor Pro Tempore Caskey.

Roll Call Vote Result: Passed
Yes 3, No 1, Abstained 0

Ayes:	Mayor Sweeney, Mayor Pro Tempore Caskey, Council Member Mathis
Nays:	Council Member Wheeler
Abstain:	Council Member Pezold [Recused]

A motion to select the Sequence of Elections to be Districts 1, 2, & 4 in 2026 and Districts 3 & 5 in 2028 was moved by Council Member Mathis, seconded by Mayor Pro Tempore Caskey.

Roll Call Vote Result: Passed
Yes 3, No 1, Abstained 0

Ayes:	Mayor Sweeney, Mayor Pro Tempore Caskey, Council Member Mathis
Nays:	Council Member Wheeler
Abstain:	Council Member Pezold [Recused]

A motion to introduce for first reading, read by title only, and waiver further reading of an Ordinance entitled: "An Ordinance of the City Council of the City of Laguna Hills, California, Adding Sections 2-04.090 and 2-04.100 to Chapter 2-04 (City Council) of Title 2 (Administration And Personnel) of the Laguna Hills Municipal Code Implementing By-District Elections of Council Members from Five Council Districts" subject to modifying subparagraph B.2 of Laguna Hills Municipal Code Section 2-04.100 as set forth on page 3 of the proposed Ordinance to read: "Council Members shall be elected in Council Districts 1, 2 and 4 at the general municipal election in November 2026 and at the general municipal election every four years thereafter. Council Members shall be elected in Council Districts 3 and 5 at the general municipal election in November 2028 and at the general municipal election every four years thereafter." and adding Map No. 108 to Exhibit A to the proposed

Ordinance was moved by Mayor Sweeney, seconded by Mayor Pro Tempore Caskey.

Roll Call Vote Result: Passed
Yes 3, No 1, Abstained 0

Ayes:	Mayor Sweeney, Mayor Pro Tempore Caskey, Council Member Mathis
Nays:	Council Member Wheeler
Abstain:	Council Member Pezold [Recused]

Mayor Sweeney recessed the City Council meeting and, acting in capacity as Chair, reconvened the Planning Agency meeting at 7:49 p.m.

Agency Member Pezold rejoined the meeting at 7:50 p.m.

5.5 Planning Agency Public Hearings (continued)

5.5.1 Site Development Permit (SDP) No. USE-0195-2024, a Request by Abigail Jara, of A&S Engineering, on Behalf of Southland Property Investments, LLC for Approval of a Site Development Permit to Convert the Alicia Auto Spa From a Full-Service to a Self-Service Car Wash, Including Self-Service Vacuums and Drying Stations Located at 24795 Alicia Parkway (continued)

Recommendation: That the Planning Agency:

1. Conduct a public hearing;

2. Find and determine that the proposed Project is categorically exempt from the California Environmental Quality Act (CEQA) pursuant to Sections 15301 and 15303 of Title 14, Chapter 3 of the California Code of Regulations (Class 1, Existing Facilities; Class 3, New Construction or Conversations of Small Structures); and

3. Adopt Resolution No. PA2025-11-18-1: “A Resolution of the Planning Agency of the City of Laguna Hills, California, Approving Site Development Permit (SDP) No. USE-0195-2024, a Request by Abigail Jara, of A&S Engineering, on Behalf of Southland Property Investments, LLC for Approval of a Site Development Permit to Convert the Alicia Auto Spa From a Full-Service to a Self-Service Car Wash, Including Self-Service Vacuums and Drying Stations Located at 24795 Alicia Parkway, Including an Exemption from the California Environmental Quality Act (CEQA) per CEQA Guidelines Sections 15301 and 15303 of Title 14, Chapter 3 of the California Code of Regulations (Class 1, Existing

Facilities; Class 3, New Construction or Conversions of Small Structures)."

Chair Sweeney reopened the public hearing.

Project applicant Ahmad Ghaderi, Principal, A&S Engineering, agreed to abide by the additional proposed conditions of approval on the project.

A motion to approve staff's recommendation, subject to modifications to include additional conditions regarding noise levels, screening, and landscaping proposed by Agency Member Pezold, was moved by Agency Member Pezold, seconded by Agency Member Mathis.

Vote Result: Passed
Yes 5, No 0, Abstained 0

Ayes:	Chair Sweeney, Vice Chair Caskey, Agency Member Pezold, Agency Member Mathis, Agency Member Wheeler
Nays:	None
Abstain:	None

5.6 Planning Agency Adjournment

Chair Sweeney adjourned the Planning Agency Meeting at 7:58 p.m. and reconvened the City Council Meeting.

7. Administrative Reports

7.1 City Manager

The City Manager provided no administrative reports.

8. Matters Agendized and Presented by City Council Members

There were no matters agendized by City Council Members.

9. City Council Member Committee Reports

9.1 Committee Assignment Report

Recommendation: That the City Council receive reports from City Council Members on the City Council Committee Assignments listed in the staff report.

The City Council received committee assignment reports.

10. City Council Member Comments

Council Member Mathis and Mayor Sweeney thanked Interim City Manager Ames for his service to the City over the past several months.

Adjournment

There being no further business before the City Council at this session, Mayor Sweeney declared the meeting adjourned at 8:01 p.m.

_____
Jennifer Lee, City Clerk

ATTEST:

_____
, Mayor

Approved at meeting of December 9, 2025.

City of Laguna Hills
City Council / Planning Agency
Staff Report

Date: December 9, 2025
To: Mayor and Council Members
From: Eric Hendrickson, Finance Director
Issue: Ratification of December 9, 2025 Warrant Register

Recommendation: That the City Council ratify the accompanying Warrant Register for the period from November 9, 2025, to November 27, 2025, in the amount of $744,397.14.

Background:

The City issues accounts payable disbursements on a regular basis and presents it to the City Council for ratification at its next regularly scheduled City Council Meeting. The attached Warrant Register containing checks and electronic funds transfers for the period from November 9, 2025, to November 27, 2025, is being presented for ratification by the City Council. Payments have been reviewed and approved by the appropriate departmental staff. The Finance Director certifies to the accuracy of the attached register and to the availability of monies for payment thereof.

Fiscal Impact:

Ratification of the accompanying Warrant Register includes disbursements totaling $744,397.14.

Attachments:

1. Warrant Register - December 9, 2025
2. Payables Detail Report - December 9, 2025

Item No. 4.5

Warrant Register - December 9, 2025

City of Laguna Hills, CA

By Check Number

Date Range: 11/09/2025 - 11/27/2025

Check Number	Vendor Number	Vendor Name	Payment Date	Payment Amount
Payment Type: Regular				
5869	C-1144	CHARLES ABBOTT ASSOCIATES, INC	11/13/2025	33,730.51
5870	C-0324	CITY OF MISSION VIEJO	11/13/2025	87,426.00
5871	C-1190	COUNTY OF ORANGE	11/13/2025	908.00
5872	Z-CD-0251	HOYT ROOFS INC	11/13/2025	300.00
5873	I-0942	IRVINE RANCH WATER DISTRICT	11/13/2025	274.97
5874	K-1209	KOA CORPORATION	11/13/2025	31,310.00
5875	M-1486	MAIN GRAPHICS	11/13/2025	120.75
5876	M-1302	MOULTON NIGUEL WATER DISTRICT	11/13/2025	15,379.32
5877	C-1003	ORANGE COUNTY TREASURER-TAX COLLECTOR	11/13/2025	2,037.00
5878	S-1902	SAN DIEGO GAS AND ELECTRIC	11/13/2025	12,492.30
5879	S-1904	SOUTHERN CALIFORNIA EDISON	11/13/2025	5,634.75
5880	S-1904	SOUTHERN CALIFORNIA EDISON	11/13/2025	13,628.57
5881	O-1575	SOUTHERN CALIFORNIA NEWS GROUP	11/13/2025	1,748.56
5882	S-1980	STATE DEPARTMENT OF JUSTICE ACCOUNTING OFFICE	11/13/2025	128.00
5883	S-1940	STATE WATER RESOURCES CONTROL BOARD	11/13/2025	18,196.00
5884	R-1801	WOODRUFF & SMART, A PROFESSIONAL CORPORATION	11/13/2025	100,122.24
5885	Z-2615	ZIMPRICH ENGINEERING INC	11/13/2025	500.00
5886	A-0388	ABTECH TECHNOLOGIES, INC.	11/20/2025	9,550.00
5887	A-0138	ALL CITY MANAGEMENT, INC.	11/20/2025	9,112.32
5888	A-0392	AQUATICO	11/20/2025	1,590.00
5889	A-0359	ARDURRA GROUP, INC.	11/20/2025	7,008.00
5890	A-0365	AT&T	11/20/2025	399.47
5891	B-0222	BILL'S SOUND AND SECURITY	11/20/2025	65.00
5892	B-0460	BLUETRITON BRANDS INC	11/20/2025	150.36
5893	B-0463	BRAVO PLAYERS GUILD LLC	11/20/2025	490.00
5894	B-0238	BURKE, WILLIAMS & SORENSEN, LLP	11/20/2025	1,260.00
5895	C-1144	CHARLES ABBOTT ASSOCIATES, INC	11/20/2025	73,606.60
5896	C-0324	CITY OF MISSION VIEJO	11/20/2025	5,375.83
5897	C-1021	CIVIC SOLUTIONS, INC.	11/20/2025	4,863.50
5898	C-1181	CIVICPLUS, LLC	11/20/2025	18,026.48
5899	C-1122	CROSSTOWN ELECTRICAL AND DATA, INC.	11/20/2025	14,026.95
5900	E-0593	DALE BRUCE EISENBERG	11/20/2025	485.10
5901	D-0461	DATA TICKET, INC.	11/20/2025	432.15
5902	D-0578	DE NOVO PLANNING GROUP	11/20/2025	9,380.50
5903	D-0583	DMS FACILITY SERVICES, LLC	11/20/2025	1,360.00
5904	D-0523	DUDEK	11/20/2025	17,285.82
5905	F-0725	FASTSIGNS OF LAKE FOREST	11/20/2025	914.43
5906	H-0971	H.S.G. PROFESSIONAL WINDOW CLEANERS, LLC	11/20/2025	873.00
5907	H-0960	HR GREEN PACIFIC, INC.	11/20/2025	17,844.50
5908	I-0960	IRV SEAVER MOTORCYCLES	11/20/2025	1,462.13
5909	J-1097	JACOB GREEN & ASSOCIATES, INC	11/20/2025	2,250.00
5910	J-1057	JAMEY CLARK, INC.	11/20/2025	11,447.06
5911	Z-CS-0516	LAILA BERGHEIM	11/20/2025	250.00
5912	L-1400	LONG BEACH ICE INC	11/20/2025	2,762.50
5913	K-1126	LORNA ANGELA GAIL KNIGHT	11/20/2025	561.16
5914	M-1302	MOULTON NIGUEL WATER DISTRICT	11/20/2025	564.09
5915	N-1487	NUVIS LANDSCAPE ARCHITECTURE	11/20/2025	4,600.00
5916	O-1617	OCY MANAGEMENT, LLC	11/20/2025	5,070.00
5917	P-1859	POLLY'S INC	11/20/2025	3,141.00
5918	R-1977	RJ ELECTRIC	11/20/2025	3,465.15
5919	R-1806	RJM DESIGN GROUP, INC.	11/20/2025	63,940.05
5920	G-0791	RON GORMAN	11/20/2025	300.00
5921	S-2322	SAGECREST PLANNING AND ENVIRONMENTAL	11/20/2025	6,197.50

Check Number	Vendor Number	Vendor Name	Payment Date	Payment Amount
5922	S-1902	SAN DIEGO GAS AND ELECTRIC	11/20/2025	35,434.45
5923	S-2060	SAN DIEGO NATURAL HISTORY MUSEUM	11/20/2025	4,495.00
5924	S-2332	SANTA MARGARITA PLUMBING AND AIR	11/20/2025	2,395.71
5925	S-2095	STONE IMAGERY	11/20/2025	80.81
5926	B-0304	THE BEE MAN	11/20/2025	525.00
5927	R-1888	THE RITZ COMPANIES	11/20/2025	1,390.00
5928	T-2712	TOTAL SOURCE OFFICEWORKS	11/20/2025	506.05
5929	W-2337	WEST COAST ARBORISTS, INC.	11/20/2025	11,407.30
5930	W-2452	WSP USA ENVIRONMENT AND INFRASTRUCTURE INC	11/20/2025	28,956.50
			Total Regular:	**709,238.44**

Check Number	Vendor Number	Vendor Name	Payment Date	Payment Amount
Payment Type: Bank Draft				
DFT0003257	H-0966	HIGH LEVEL SECURITY SOLUTIONS, INC.	11/20/2025	7,308.00
DFT0003267	U-2170	US BANK CORPORATE PAYMENT SYSTEMS	11/17/2025	27,850.70
			Total Bank Draft:	**35,158.70**

Bank Code 1 - General Summary

Payment Type	Payable Count	Payment Count	Discount	Payment
Regular Checks	105	62	0.00	709,238.44
Manual Checks	0	0	0.00	0.00
Voided Checks	0	0	0.00	0.00
Bank Drafts	16	2	0.00	35,158.70
EFT's	0	0	0.00	0.00
	121	**64**	**0.00**	**744,397.14**

All Bank Codes Check Summary

Payment Type	Payable Count	Payment Count	Discount	Payment
Regular Checks	105	62	0.00	709,238.44
Manual Checks	0	0	0.00	0.00
Voided Checks	0	0	0.00	0.00
Bank Drafts	16	2	0.00	35,158.70
EFT's	0	0	0.00	0.00
	121	**64**	**0.00**	**744,397.14**

Fund Summary

Fund	Name	Period	Amount
998	Pooled Cash & Investments	11/2025	744,397.14
			744,397.14

City of Laguna Hills, CA

Payables Detail Report

By Fund

Payment Dates 11/09/2025 - 11/27/2025

Payment Date	Vendor Name	Payable Number	Description (Item)	Account Number	Amount
Fund: 100 - General Fund					
11/13/2025	KOA CORPORATION	000024906 - 2	Citywide Safety Action Plan, 7/26/25 - 8/22/25	100-355-700000	31,310.00
11/13/2025	SOUTHERN CALIFORNIA NEWS	0011755688	Legal Advertising, Oct '25	100-155-624001	1,402.42
11/13/2025	SOUTHERN CALIFORNIA NEWS	0011759499	Legal Advertising, USE-0233-2025, Oct '25	100-000-223000	346.14
11/13/2025	STATE DEPARTMENT OF JUSTICE ACCOUNTING OFFICE	002662	Pre-Employment Fingerprinting, Oct '25	100-195-617000	128.00
11/13/2025	MOULTON NIGUEL WATER DISTRICT	103025	Utilities - Water, 9/23/25 - 10/27/25	100-355-635000	15,379.32
11/13/2025	IRVINE RANCH WATER DISTRICT	110325	Utilities - Water, 10/1/25 - 11/1/25	100-355-635000	274.97
11/13/2025	SOUTHERN CALIFORNIA EDISON	110325 - Acct #7002345(	Utilities - Electric, 9/2/25 - 10/31/25	100-355-631000	(436.31)
11/13/2025	SOUTHERN CALIFORNIA EDISON	110325 - Acct #7002345(	Utilities - Electric, 9/2/25 - 10/31/25	100-356-631400	14,064.88
11/13/2025	SAN DIEGO GAS AND ELECTRIC	110425	Utilities - Electric, 10/1/25 - 10/31/25	100-356-631400	12,492.30
11/13/2025	SOUTHERN CALIFORNIA EDISON	110525 - Acct #70016247	Utilities - Electric, 9/1/25 - 10/31/25	100-355-631000	49.28
11/13/2025	SOUTHERN CALIFORNIA EDISON	110525 - Acct #70016247	Utilities - Electric, 9/1/25 - 10/31/25	100-356-631400	1,418.20
11/13/2025	SOUTHERN CALIFORNIA EDISON	110525 - Acct #70016247	Utilities - Electric, 9/1/25 - 9/30/25	100-356-631900	4,167.27
11/13/2025	MAIN GRAPHICS	166194	Business Cards, Nov '25	100-310-623000	120.75
11/13/2025	CITY OF MISSION VIEJO	21533	Animal Care Services, Oct - Dec '25	100-420-720401	87,426.00
11/13/2025	CHARLES ABBOTT ASSOCIATES, INC	69498	Professional Services, Oct '25	100-225-700000	33,730.51
11/13/2025	WOODRUFF & SMART, A PROFESSIONAL CORPORATION	79036	Prof Services, Legal, Sep '25, USE-0221-2025	100-000-223000	478.80
11/13/2025	WOODRUFF & SMART, A PROFESSIONAL CORPORATION	79036	Professional Services, Legal, Sep '25	100-155-700010	47,149.20
11/13/2025	WOODRUFF & SMART, A PROFESSIONAL CORPORATION	79036	Professional Services, Legal, Sep '25	100-155-700011	705.60
11/13/2025	WOODRUFF & SMART, A PROFESSIONAL CORPORATION	79037	Prof Services, Legal, Sep '25, USE-0239-2025	100-000-223000	4,820.20
11/13/2025	WOODRUFF & SMART, A PROFESSIONAL CORPORATION	79038	Prof Services, Legal, Sep '25, USE-0147-2023	100-000-223000	42,492.54
11/13/2025	WOODRUFF & SMART, A PROFESSIONAL CORPORATION	79039	Prof Services, Legal, Sep '25, USE-0166-2023	100-000-223000	1,721.50
11/13/2025	WOODRUFF & SMART, A PROFESSIONAL CORPORATION	79040	Prof Services, Legal, Sep '25, USE-0209-2025	100-000-223000	1,502.40
11/13/2025	WOODRUFF & SMART, A PROFESSIONAL CORPORATION	79041	Prof Services, Legal, Sep '25, USE-0211-2025	100-000-223000	1,252.00
11/13/2025	HOYT ROOFS INC	BLDR-0311-2025	BLDR-0311-2025, C&D Refund, REC-015553-2025	100-000-227001	300.00
11/13/2025	ORANGE COUNTY TREASURER-TAX COLLECTOR	OCT 25	Parking Fee Surcharge, Oct '25	100-420-720823	2,037.00
11/13/2025	COUNTY OF ORANGE	SH 72830	Fingerprint ID System Charges, Oct	100-420-720835	908.00
11/13/2025	STATE WATER RESOURCES CONTROL BOARD	SW-0323454	Annual Permit Fees, Public Works, 7/1/25 - 6/30/26	100-355-696000	18,196.00
11/17/2025	US BANK CORPORATE PAYMENT SYSTEMS	CalCard (0629) 11.06.25	Juuno.co Subscription, 10/14/25 - 11/14/25	100-310-610000	10.00
11/17/2025	US BANK CORPORATE PAYMENT SYSTEMS	CalCard (0629) 11.06.25	Ralphs	100-310-622000	4.79
11/17/2025	US BANK CORPORATE PAYMENT SYSTEMS	CalCard (0629) 11.06.25	King's Fish House	100-310-622000	86.73
11/17/2025	US BANK CORPORATE PAYMENT SYSTEMS	CalCard (0629) 11.06.25	Patch.com, Winter Events Advertising	100-310-624500	45.50
11/17/2025	US BANK CORPORATE PAYMENT SYSTEMS	CalCard (0629) 11.06.25	Hobby Lobby, Storytime Adventures Craft Supplies	100-310-695500	35.45
11/17/2025	US BANK CORPORATE PAYMENT SYSTEMS	CalCard (0629) 11.06.25	Michael's, Storytime Adventures Craft Supplies	100-310-695500	43.94
11/17/2025	US BANK CORPORATE PAYMENT SYSTEMS	CalCard (0629) 11.06.25	Elevate Balloon Bar, Harvest in the Hills	100-310-695500	215.50

Payment Date	Vendor Name	Payable Number	Description (Item)	Account Number	Amount
11/17/2025	US BANK CORPORATE PAYMENT SYSTEMS	CalCard (0629) 11.06.25	Baker Party Rentals, Tree Lighting	100-310-695510	465.00
11/17/2025	US BANK CORPORATE PAYMENT SYSTEMS	CalCard (0629) 11.06.25	CT Sound & Lighting, Dance Extravaganza	100-310-695510	2,460.00
11/17/2025	US BANK CORPORATE PAYMENT SYSTEMS	CalCard (0629) 11.06.25	FunFlicks	100-310-695512	493.37
11/17/2025	US BANK CORPORATE PAYMENT SYSTEMS	CalCard (1281) 11.06.25	CPRS 2026 Conference, 3/10/26 - 3/13/26	100-310-611000	515.00
11/17/2025	US BANK CORPORATE PAYMENT SYSTEMS	CalCard (1281) 11.06.25	Ralphs	100-310-622000	12.42
11/17/2025	US BANK CORPORATE PAYMENT SYSTEMS	CalCard (1281) 11.06.25	Hobby Lobby, Harvest in the Hills	100-310-695500	47.13
11/17/2025	US BANK CORPORATE PAYMENT SYSTEMS	CalCard (1281) 11.06.25	Walmart, Trunk or Treat	100-310-695500	48.15
11/17/2025	US BANK CORPORATE PAYMENT SYSTEMS	CalCard (1281) 11.06.25	Smart & Final, Harvest in the Hills	100-310-695500	64.11
11/17/2025	US BANK CORPORATE PAYMENT SYSTEMS	CalCard (1281) 11.06.25	Walmart, Circle of Friends	100-310-695500	66.61
11/17/2025	US BANK CORPORATE PAYMENT SYSTEMS	CalCard (1281) 11.06.25	Costco, Circle of Friends	100-310-695500	107.21
11/17/2025	US BANK CORPORATE PAYMENT SYSTEMS	CalCard (1281) 11.06.25	Costco, Circle of Friends	100-310-695500	112.75
11/17/2025	US BANK CORPORATE PAYMENT SYSTEMS	CalCard (2811) 11.06.25	Intelius	100-225-610000	4.99
11/17/2025	US BANK CORPORATE PAYMENT SYSTEMS	CalCard (2811) 11.06.25	Intelius	100-225-610000	4.99
11/17/2025	US BANK CORPORATE PAYMENT SYSTEMS	CalCard (2811) 11.06.25	Intelius	100-225-610000	24.86
11/17/2025	US BANK CORPORATE PAYMENT SYSTEMS	CalCard (2811) 11.06.25	Intelius	100-225-610000	24.86
11/17/2025	US BANK CORPORATE PAYMENT SYSTEMS	CalCard (2811) 11.06.25	76 - APRO LLC	100-225-646100	136.50
11/17/2025	US BANK CORPORATE PAYMENT SYSTEMS	CalCard (2811) 11.06.25	76 - APRO LLC	100-225-646100	141.15
11/17/2025	US BANK CORPORATE PAYMENT SYSTEMS	CalCard (2829) 11.06.25	ChatGPT Subscription, 11/3/25 - 12/3/25	100-155-610000	20.00
11/17/2025	US BANK CORPORATE PAYMENT SYSTEMS	CalCard (3165) 11.06.25	76 - APRO LLC	100-355-646100	95.31
11/17/2025	US BANK CORPORATE PAYMENT SYSTEMS	CalCard (3165) 11.06.25	Chevron	100-355-646100	117.77
11/17/2025	US BANK CORPORATE PAYMENT SYSTEMS	CalCard (3165) 11.06.25	Devil Mountain Wholesale	100-355-720700	163.78
11/17/2025	US BANK CORPORATE PAYMENT SYSTEMS	CalCard (3165) 11.06.25	Smartlink	100-355-720700	540.00
11/17/2025	US BANK CORPORATE PAYMENT SYSTEMS	CalCard (3165) 11.06.25	Devil Mountain Wholesale	100-355-720700	2,787.06
11/17/2025	US BANK CORPORATE PAYMENT SYSTEMS	CalCard (3165) 11.06.25	Home Depot	100-355-720701	28.21
11/17/2025	US BANK CORPORATE PAYMENT SYSTEMS	CalCard (3165) 11.06.25	Home Depot	100-355-720701	395.93
11/17/2025	US BANK CORPORATE PAYMENT SYSTEMS	CalCard (3165) 11.06.25	Home Depot	100-355-720701	(385.18)
11/17/2025	US BANK CORPORATE PAYMENT SYSTEMS	CalCard (3165) 11.06.25	America's Instant Signs	100-355-720701	2,380.58
11/17/2025	US BANK CORPORATE PAYMENT SYSTEMS	CalCard (3165) 11.06.25	Barco Products LLC	100-355-720701	5,627.62
11/17/2025	US BANK CORPORATE PAYMENT SYSTEMS	CalCard (3165) 11.06.25	Home Depot	100-355-720701	6.95
11/17/2025	US BANK CORPORATE PAYMENT SYSTEMS	CalCard (4243) 11.06.25	Fab Glass and Mirror, Conference Room	100-000-790600	1,321.19
11/17/2025	US BANK CORPORATE PAYMENT SYSTEMS	CalCard (4243) 11.06.25	Amazon, Conference Room	100-195-622000	408.85
11/17/2025	US BANK CORPORATE PAYMENT SYSTEMS	CalCard (4243) 11.06.25	Amazon, Wellness & Conference Rooms	100-195-622000	466.87

Payment Date	Vendor Name	Payable Number	Description (Item)	Account Number	Amount
11/17/2025	US BANK CORPORATE PAYMENT SYSTEMS	CalCard (4243) 11.06.25	Tuttle-Click Ford Lincoln	100-355-646100	164.25
11/17/2025	US BANK CORPORATE PAYMENT SYSTEMS	CalCard (4243) 11.06.25	Chevron	100-355-646100	59.99
11/17/2025	US BANK CORPORATE PAYMENT SYSTEMS	CalCard (4849) 11.06.25	ChatGPT Subscription, 10/23/25 - 11/23/25	100-155-610000	20.00
11/17/2025	US BANK CORPORATE PAYMENT SYSTEMS	CalCard (4849) 11.06.25	ACC-OC 2025 Washington DC Advocacy Trip - Refunded	100-155-611000	(2,700.00)
11/17/2025	US BANK CORPORATE PAYMENT SYSTEMS	CalCard (4849) 11.06.25	LH Chamber of Commerce, State of Business	100-155-611000	80.00
11/17/2025	US BANK CORPORATE PAYMENT SYSTEMS	CalCard (4849) 11.06.25	Board & Brew	100-155-611001	345.86
11/17/2025	US BANK CORPORATE PAYMENT SYSTEMS	CalCard (4849) 11.06.25	Franco's Famous	100-155-611001	192.66
11/17/2025	US BANK CORPORATE PAYMENT SYSTEMS	CalCard (4849) 11.06.25	BJ's Restaurants	100-155-622000	190.97
11/17/2025	US BANK CORPORATE PAYMENT SYSTEMS	CalCard (4849) 11.06.25	Amazon	100-155-622000	25.85
11/17/2025	US BANK CORPORATE PAYMENT SYSTEMS	CalCard (4849) 11.06.25	Smart & Final	100-155-622000	26.18
11/17/2025	US BANK CORPORATE PAYMENT SYSTEMS	CalCard (4849) 11.06.25	Amazon	100-155-622000	27.99
11/17/2025	US BANK CORPORATE PAYMENT SYSTEMS	CalCard (4849) 11.06.25	Amazon	100-155-622000	86.54
11/17/2025	US BANK CORPORATE PAYMENT SYSTEMS	CalCard (4849) 11.06.25	Ralphs	100-155-622000	37.44
11/17/2025	US BANK CORPORATE PAYMENT SYSTEMS	CalCard (4849) 11.06.25	Smart & Final	100-155-622000	71.55
11/17/2025	US BANK CORPORATE PAYMENT SYSTEMS	CalCard (4849) 11.06.25	Amazon	100-155-622000	159.05
11/17/2025	US BANK CORPORATE PAYMENT SYSTEMS	CalCard (4849) 11.06.25	Secure Live Scan, LLC	100-195-617000	70.00
11/17/2025	US BANK CORPORATE PAYMENT SYSTEMS	CalCard (4849) 11.06.25	Secure Live Scan, LLC	100-195-617000	105.00
11/17/2025	US BANK CORPORATE PAYMENT SYSTEMS	CalCard (4849) 11.06.25	Nespresso	100-195-622000	331.52
11/17/2025	US BANK CORPORATE PAYMENT SYSTEMS	CalCard (4849) 11.06.25	Amazon	100-195-622000	133.78
11/17/2025	US BANK CORPORATE PAYMENT SYSTEMS	CalCard (4849) 11.06.25	Amazon	100-195-622000	127.64
11/17/2025	US BANK CORPORATE PAYMENT SYSTEMS	CalCard (4849) 11.06.25	Green Thumb International	100-195-622000	164.79
11/17/2025	US BANK CORPORATE PAYMENT SYSTEMS	CalCard (4849) 11.06.25	Amazon	100-195-622000	151.20
11/17/2025	US BANK CORPORATE PAYMENT SYSTEMS	CalCard (4849) 11.06.25	Amazon	100-195-622000	83.14
11/17/2025	US BANK CORPORATE PAYMENT SYSTEMS	CalCard (4849) 11.06.25	Amazon	100-195-622000	12.92
11/17/2025	US BANK CORPORATE PAYMENT SYSTEMS	CalCard (4849) 11.06.25	Staples	100-195-622000	45.26
11/17/2025	US BANK CORPORATE PAYMENT SYSTEMS	CalCard (4849) 11.06.25	Tagstand	100-195-622000	51.56
11/17/2025	US BANK CORPORATE PAYMENT SYSTEMS	CalCard (4849) 11.06.25	Amazon, Signs	100-355-720701	198.66
11/17/2025	US BANK CORPORATE PAYMENT SYSTEMS	CalCard (4849) 11.06.25	Amazon, Signs	100-355-720701	18.31
11/17/2025	US BANK CORPORATE PAYMENT SYSTEMS	CalCard (5166) 11.06.25	ASCE Membership, 7/1/26 - 12/31/26	100-000-140000	163.00
11/17/2025	US BANK CORPORATE PAYMENT SYSTEMS	CalCard (5166) 11.06.25	ChatGPT Subscription	100-155-610000	20.00
11/17/2025	US BANK CORPORATE PAYMENT SYSTEMS	CalCard (5166) 11.06.25	Dropbox	100-155-610000	11.99
11/17/2025	US BANK CORPORATE PAYMENT SYSTEMS	CalCard (5166) 11.06.25	Microsoft 365	100-195-700090	6.00

Payment Date	Vendor Name	Payable Number	Description (Item)	Account Number	Amount
11/17/2025	US BANK CORPORATE PAYMENT SYSTEMS	CalCard (5166) 11.06.25	ASCE Membership, 1/1/26 - 6/30/26	100-355-610000	163.00
11/17/2025	US BANK CORPORATE PAYMENT SYSTEMS	CalCard (5166) 11.06.25	CEAOC Meetings	100-355-611000	177.00
11/17/2025	US BANK CORPORATE PAYMENT SYSTEMS	CalCard (5166) 11.06.25	Ephonomation.com, 9/18/25 - 11/12/25	100-355-630000	559.84
11/17/2025	US BANK CORPORATE PAYMENT SYSTEMS	CalCard (5166) 11.06.25	Chargepoint Inc	100-355-646100	12.94
11/17/2025	US BANK CORPORATE PAYMENT SYSTEMS	CalCard (6615) 11.06.25	Home Depot	100-310-622000	41.47
11/17/2025	US BANK CORPORATE PAYMENT SYSTEMS	CalCard (6615) 11.06.25	Costco	100-310-622000	41.98
11/17/2025	US BANK CORPORATE PAYMENT SYSTEMS	CalCard (6615) 11.06.25	Home Depot	100-310-622000	96.71
11/17/2025	US BANK CORPORATE PAYMENT SYSTEMS	CalCard (6615) 11.06.25	Pro Court Supply	100-310-622500	231.12
11/17/2025	US BANK CORPORATE PAYMENT SYSTEMS	CalCard (6615) 11.06.25	Chevron	100-310-646100	37.99
11/17/2025	US BANK CORPORATE PAYMENT SYSTEMS	CalCard (6615) 11.06.25	Chevron	100-310-646100	33.99
11/17/2025	US BANK CORPORATE PAYMENT SYSTEMS	CalCard (6615) 11.06.25	Chevron	100-310-646100	75.09
11/17/2025	US BANK CORPORATE PAYMENT SYSTEMS	CalCard (6615) 11.06.25	Chevron	100-310-646100	79.99
11/17/2025	US BANK CORPORATE PAYMENT SYSTEMS	CalCard (6976) 11.06.25	I Love Bagels	100-225-622000	68.36
11/17/2025	US BANK CORPORATE PAYMENT SYSTEMS	CalCard (7241) 11.06.25	Harbor Freight Tools	100-355-646100	51.71
11/17/2025	US BANK CORPORATE PAYMENT SYSTEMS	CalCard (7241) 11.06.25	Shell	100-355-646100	102.04
11/17/2025	US BANK CORPORATE PAYMENT SYSTEMS	CalCard (7241) 11.06.25	Shell	100-355-646100	151.50
11/17/2025	US BANK CORPORATE PAYMENT SYSTEMS	CalCard (7241) 11.06.25	Home Depot, Fall Median	100-355-720401	(22.76)
11/17/2025	US BANK CORPORATE PAYMENT SYSTEMS	CalCard (7241) 11.06.25	Home Depot, Fall Median	100-355-720401	(17.12)
11/17/2025	US BANK CORPORATE PAYMENT SYSTEMS	CalCard (7241) 11.06.25	Home Depot	100-355-720401	9.68
11/17/2025	US BANK CORPORATE PAYMENT SYSTEMS	CalCard (7241) 11.06.25	Home Depot, Fall Median	100-355-720401	35.19
11/17/2025	US BANK CORPORATE PAYMENT SYSTEMS	CalCard (7241) 11.06.25	Michael's, Fall Median Decorations	100-355-720401	32.30
11/17/2025	US BANK CORPORATE PAYMENT SYSTEMS	CalCard (7241) 11.06.25	Harbor Freight Tools	100-355-720401	24.22
11/17/2025	US BANK CORPORATE PAYMENT SYSTEMS	CalCard (7241) 11.06.25	Home Depot, Survey Monument Cap	100-355-720401	220.32
11/17/2025	US BANK CORPORATE PAYMENT SYSTEMS	CalCard (7241) 11.06.25	Michael's, Fall Median Decorations	100-355-720401	182.88
11/17/2025	US BANK CORPORATE PAYMENT SYSTEMS	CalCard (7241) 11.06.25	Harbor Freight Tools	100-355-720401	172.37
11/17/2025	US BANK CORPORATE PAYMENT SYSTEMS	CalCard (7241) 11.06.25	Michael's, Fall Median Decorations	100-355-720401	142.06
11/17/2025	US BANK CORPORATE PAYMENT SYSTEMS	CalCard (7241) 11.06.25	Michael's, Fall Median Decorations	100-355-720401	(32.30)
11/17/2025	US BANK CORPORATE PAYMENT SYSTEMS	CalCard (7241) 11.06.25	Home Depot	100-355-720401	93.43
11/17/2025	US BANK CORPORATE PAYMENT SYSTEMS	CalCard (7241) 11.06.25	Harbor Freight Tools	100-355-720401	86.19
11/17/2025	US BANK CORPORATE PAYMENT SYSTEMS	CalCard (7241) 11.06.25	Amazon, Fall Median Decorations	100-355-720401	64.60
11/17/2025	US BANK CORPORATE PAYMENT SYSTEMS	CalCard (7241) 11.06.25	Home Depot, Fall Median	100-355-720401	43.73
11/17/2025	US BANK CORPORATE PAYMENT SYSTEMS	CalCard (7241) 11.06.25	Home Depot	100-355-720401	115.51

Payment Date	Vendor Name	Payable Number	Description (Item)	Account Number	Amount
11/17/2025	US BANK CORPORATE PAYMENT SYSTEMS	CalCard (8097) 11.06.25	Amazon	100-310-622000	10.74
11/17/2025	US BANK CORPORATE PAYMENT SYSTEMS	CalCard (8097) 11.06.25	Amazon	100-310-622000	16.03
11/17/2025	US BANK CORPORATE PAYMENT SYSTEMS	CalCard (8097) 11.06.25	Amazon	100-310-622000	39.37
11/17/2025	US BANK CORPORATE PAYMENT SYSTEMS	CalCard (8097) 11.06.25	Amazon	100-310-622000	61.36
11/17/2025	US BANK CORPORATE PAYMENT SYSTEMS	CalCard (8097) 11.06.25	Amazon	100-310-645500	391.98
11/17/2025	US BANK CORPORATE PAYMENT SYSTEMS	CalCard (8097) 11.06.25	Exxon Circle K	100-310-646100	62.93
11/17/2025	US BANK CORPORATE PAYMENT SYSTEMS	CalCard (8097) 11.06.25	Exxon Circle K	100-310-646100	61.97
11/17/2025	US BANK CORPORATE PAYMENT SYSTEMS	CalCard (8097) 11.06.25	Exxon Circle K	100-310-646100	60.84
11/17/2025	US BANK CORPORATE PAYMENT SYSTEMS	CalCard (8097) 11.06.25	Exxon Circle K	100-310-646100	52.40
11/17/2025	US BANK CORPORATE PAYMENT SYSTEMS	CalCard (8097) 11.06.25	Metro Auto Parks, Union Station Excursion	100-310-695500	16.00
11/17/2025	US BANK CORPORATE PAYMENT SYSTEMS	CalCard (8097) 11.06.25	Historical Society, Cemetery Tour Excursion	100-310-695500	220.72
11/17/2025	US BANK CORPORATE PAYMENT SYSTEMS	CalCard (8097) 11.06.25	Amazon, Circle of Friends	100-310-695500	263.65
11/17/2025	US BANK CORPORATE PAYMENT SYSTEMS	CalCard (8097) 11.06.25	Prime Video, Halloween Movie & Trivia Night	100-310-695500	7.99
11/17/2025	US BANK CORPORATE PAYMENT SYSTEMS	CalCard (8097) 11.06.25	United Valet Parking, Queen Mary Excursion	100-310-695500	2.40
11/17/2025	US BANK CORPORATE PAYMENT SYSTEMS	CalCard (8097) 11.06.25	Amazon, Tree Lighting Giveaway	100-310-695510	40.92
11/17/2025	US BANK CORPORATE PAYMENT SYSTEMS	CalCard (8097) 11.06.25	Amazon, Tree Lighting Giveaway	100-310-695510	88.67
11/17/2025	US BANK CORPORATE PAYMENT SYSTEMS	CalCard (8097) 11.06.25	Amazon, Holiday Decor Event	100-310-695510	837.64
11/17/2025	US BANK CORPORATE PAYMENT SYSTEMS	CalCard (8097) 11.06.25	Amazon, Wishing Tree Envelopes	100-310-695510	53.80
11/17/2025	US BANK CORPORATE PAYMENT SYSTEMS	CalCard (8151) 11.06.25	Amazon Prime	100-420-610000	16.15
11/17/2025	US BANK CORPORATE PAYMENT SYSTEMS	CalCard (8151) 11.06.25	Canva Subscription	100-420-610000	119.99
11/17/2025	US BANK CORPORATE PAYMENT SYSTEMS	CalCard (8151) 11.06.25	Chick-fil-A	100-420-622000	194.08
11/17/2025	US BANK CORPORATE PAYMENT SYSTEMS	CalCard (8151) 11.06.25	South Coast Trophy	100-420-622000	172.64
11/17/2025	US BANK CORPORATE PAYMENT SYSTEMS	CalCard (8151) 11.06.25	Amazon	100-420-622000	109.55
11/17/2025	US BANK CORPORATE PAYMENT SYSTEMS	CalCard (8151) 11.06.25	Aliso Coffee & Donut, Prescription Take Back	100-420-695000	67.20
11/17/2025	US BANK CORPORATE PAYMENT SYSTEMS	CalCard (8151) 11.06.25	Smart & Final, Trunk or Treats	100-420-695000	78.95
11/17/2025	US BANK CORPORATE PAYMENT SYSTEMS	CalCard (8665) 11.06.25	Home Depot	100-310-645500	55.22
11/17/2025	US BANK CORPORATE PAYMENT SYSTEMS	CalCard (8740) 11.06.25	Town & Country Resort, MISAC Parking, 10/21/25	100-195-611000	38.00
11/17/2025	US BANK CORPORATE PAYMENT SYSTEMS	CalCard (8740) 11.06.25	Mission Bay Resort, MISAC Conf, 10/19-10/22/25	100-195-611000	243.28
11/17/2025	US BANK CORPORATE PAYMENT SYSTEMS	CalCard (8740) 11.06.25	Mission Bay Resort, MISAC Conf, 10/19-10/22/25	100-195-611000	1,320.93
11/17/2025	US BANK CORPORATE PAYMENT SYSTEMS	CalCard (8740) 11.06.25	Town & Country Resort, MISAC Parking, 10/22/25	100-195-611000	25.00
11/17/2025	US BANK CORPORATE PAYMENT SYSTEMS	CalCard (8740) 11.06.25	Verizon Wireless	100-195-622000	56.01
11/17/2025	US BANK CORPORATE PAYMENT SYSTEMS	CalCard (8740) 11.06.25	Verizon Wireless	100-195-622000	64.64

Payment Date	Vendor Name	Payable Number	Description (Item)	Account Number	Amount
11/17/2025	US BANK CORPORATE PAYMENT SYSTEMS	CalCard (8740) 11.06.25	Dell	100-195-622000	226.24
11/17/2025	US BANK CORPORATE PAYMENT SYSTEMS	CalCard (8740) 11.06.25	FedEx	100-195-623000	69.33
11/20/2025	AT&T	000024326483	Traffic Signal, 10/6/25 - 11/5/25	100-356-630000	31.41
11/20/2025	AT&T	000024328457	Alarm, Com Ctr & City Hall Lines, 10/7/25-11/6/25	100-195-630000	210.54
11/20/2025	AT&T	000024328457	Alarm, Com Ctr & City Hall Lines, 10/7/25-11/6/25	100-310-630000	157.52
11/20/2025	POLLY'S INC	000579	Breakfast with Santa Catering, 12/13/25	100-310-695510	3,141.00
11/20/2025	BLUETRITON BRANDS INC	05J8710008221	Operating Supplies, Comm Ctr, 9/25/25 - 10/24/25	100-310-622000	150.36
11/20/2025	ALL CITY MANAGEMENT, INC.	104736	Crossing Guard Services, 10/26/25 - 11/8/25	100-420-720822	9,112.32
11/20/2025	CIVIC SOLUTIONS, INC.	107052	Consultant Services, USE-0166-2023, Sep '25	100-000-223000	2,223.00
11/20/2025	CIVIC SOLUTIONS, INC.	107053	Contract Staffing Services, Sep '25	100-225-720512	858.00
11/20/2025	CIVIC SOLUTIONS, INC.	107054	Consultant Services, USE-0221-2025, Sep '25	100-000-223000	624.00
11/20/2025	CIVIC SOLUTIONS, INC.	107055	Consultant Services, USE-0210-2025, Sep '25	100-000-223000	312.00
11/20/2025	CIVIC SOLUTIONS, INC.	107056	Consultant Services, USE-0195-2024, Sep '25	100-000-223000	390.00
11/20/2025	CIVIC SOLUTIONS, INC.	107057	Consultant Services, USE-0209-2025, Sep '25	100-000-223000	456.50
11/20/2025	SAN DIEGO GAS AND ELECTRIC	111325	Utilities - Electric, 9/9/25 - 10/31/25	100-310-631000	13,004.22
11/20/2025	BRAVO PLAYERS GUILD LLC	111325	Musical Theatre, Fall '25	100-310-721500	490.00
11/20/2025	DALE BRUCE EISENBERG	111325	Aikido Instruction, Fall '25	100-310-721500	485.10
11/20/2025	LORNA ANGELA GAIL KNIGHT	111325	Yoga, Fall '25	100-310-721500	561.16
11/20/2025	SAN DIEGO GAS AND ELECTRIC	111325	Utilities - Electric, 9/9/25 - 10/31/25	100-355-631000	7,762.74
11/20/2025	SAN DIEGO GAS AND ELECTRIC	111325	Utilities - Electric, 9/9/25 - 10/31/25	100-356-631400	13,929.26
11/20/2025	SAN DIEGO GAS AND ELECTRIC	111325	Utilities - Electric, 10/1/25 - 10/31/25	100-356-631900	738.23
11/20/2025	RON GORMAN	1225	Breakfast with Santa Music Entertainment, 12/13/25	100-310-695510	300.00
11/20/2025	THE BEE MAN	136573	Bee Removal, Oct '25	100-355-720701	340.00
11/20/2025	THE BEE MAN	136622	Bee Removal, Nov '25	100-355-720701	185.00
11/20/2025	SANTA MARGARITA PLUMBING AND AIR	16609-45804	Unclog Sinks, Replace Faucet Batteries, Oct '25	100-310-645500	1,330.54
11/20/2025	SANTA MARGARITA PLUMBING AND AIR	16609-45927	Replace & Install Faucet Sensor, Oct '25	100-310-645500	1,065.17
11/20/2025	ARDURRA GROUP, INC.	175304	Engineering Services, Oct '25	100-355-700000	7,008.00
11/20/2025	DATA TICKET, INC.	186220	Process Fee, Parking Citations, Oct '25	100-420-720823	432.15
11/20/2025	HR GREEN PACIFIC, INC.	195017	Public Works Permit Inspections, Oct '25	100-355-700255	15,829.50
11/20/2025	HR GREEN PACIFIC, INC.	195027	Field Verification of Street Rehab Zones, Oct '25	100-355-700000	1,090.00
11/20/2025	HR GREEN PACIFIC, INC.	195028	Electrical Upgrades, CIP #520, Oct '25	100-000-790600	925.00
11/20/2025	FASTSIGNS OF LAKE FOREST	2016-22042	Winter Event Banners & Yard Signs, Nov '25	100-310-624500	914.43
11/20/2025	DUDEK	202508419	Professional Svcs, USE-0166-2023, 8/23/25-9/26/25	100-000-223000	991.25
11/20/2025	DUDEK	202508627	Professional Svcs, USE-0147-2023, 8/23/25-9/26/25	100-000-223000	16,294.57
11/20/2025	IRV SEAVER MOTORCYCLES	20252268	Motorcycle Maintenance, Police Svcs, Nov '25	100-420-646100	343.30
11/20/2025	IRV SEAVER MOTORCYCLES	20252316	Motorcycle Maintenance, Police Svcs, Nov '25	100-420-646100	1,118.83
11/20/2025	CITY OF MISSION VIEJO	21536	Homelessness Outreach, Oct '25	100-310-720302	5,375.83
11/20/2025	THE RITZ COMPANIES	226152	Heritage Room Carpet Cleaning, Aug '25	100-310-721505	695.00
11/20/2025	THE RITZ COMPANIES	226234	Heritage Room Carpet Cleaning, Sep '25	100-310-721505	695.00

Payment Date	Vendor Name	Payable Number	Description (Item)	Account Number	Amount
11/20/2025	WEST COAST ARBORISTS, INC.	235639	Tree Trimming Services, 10/1/25 - 10/15/25	100-355-720702	11,407.30
11/20/2025	NUVIS LANDSCAPE ARCHITECTURE	28344	Professional Services, USE-0209-2025, Aug '25	100-000-223000	550.00
11/20/2025	NUVIS LANDSCAPE ARCHITECTURE	28345	Professional Services, USE-0211-2025, Aug '25	100-000-223000	4,050.00
11/20/2025	STONE IMAGERY	31060	Nameplate, Nov '25	100-155-622000	80.81
11/20/2025	JACOB GREEN & ASSOCIATES, INC	3154	Recruitment Services, Oct '25	100-195-617000	2,250.00
11/20/2025	LONG BEACH ICE INC	332034	Snow at Tree Lighting, 12/5/25	100-310-695510	2,762.50
11/20/2025	CIVICPLUS, LLC	350411	Acquia Optimize Standard Package, 7/1/26-8/20/26	100-000-140000	1,377.28
11/20/2025	CIVICPLUS, LLC	350411	Acquia Optimize Standard Package, 8/21/25-6/30/26	100-195-700090	6,886.41
11/20/2025	BURKE, WILLIAMS & SORENSEN, LLP	353744	Professional Services, Legal, Oct '25	100-155-700010	1,260.00
11/20/2025	CIVICPLUS, LLC	353916	FOIA Workflow Platform Subscrip, 7/1/26-10/31/26	100-000-140000	3,254.26
11/20/2025	CIVICPLUS, LLC	353916	FOIA Workflow Platform Subscrip, 11/1/25-6/30/26	100-195-700090	6,508.53
11/20/2025	AQUATICO	372-288	Fountains/Water Features Maintenance, Oct '25	100-310-645500	795.00
11/20/2025	AQUATICO	372-289	Fountains/Water Features Maintenance, Nov '25	100-310-645500	795.00
11/20/2025	WSP USA ENVIRONMENT AND INFRASTRUCTURE INC	40273744	Professional Services, NPDES Support, Oct '25	100-355-700000	28,956.50
11/20/2025	TOTAL SOURCE OFFICEWORKS	40382	Operating Supplies, Nov '25	100-195-622000	96.51
11/20/2025	TOTAL SOURCE OFFICEWORKS	40382	Operating Supplies, Nov '25	100-225-622000	27.94
11/20/2025	TOTAL SOURCE OFFICEWORKS	40433	Operating Supplies, Nov '25	100-195-622000	381.60
11/20/2025	BILL'S SOUND AND SECURITY	47099	Passcode Change, Oct '25	100-310-630000	65.00
11/20/2025	DE NOVO PLANNING GROUP	4879	23161 Mill Creek CEQA, USE-0211-2025, Sep '25	100-000-223000	2,608.00
11/20/2025	DE NOVO PLANNING GROUP	4880	Terravita CEQA, USE-0209-2025, Sep '25	100-000-223000	4,640.00
11/20/2025	DE NOVO PLANNING GROUP	4916	Terravita CEQA, USE-0209-2025, 10/1/25-11/5/25	100-000-223000	2,132.50
11/20/2025	SAGECREST PLANNING AND ENVIRONMENTAL	5433	Plan Check Fee, USE-0211-2025, Sep '25	100-000-223000	800.00
11/20/2025	SAGECREST PLANNING AND ENVIRONMENTAL	5475	Plan Check Fee, USE-0211-2025, Oct '25	100-000-223000	5,397.50
11/20/2025	CROSSTOWN ELECTRICAL AND DATA, INC.	5896 - 5937	Traffic Signal Maintenance, Oct '25	100-356-720420	14,026.95
11/20/2025	HIGH LEVEL SECURITY SOLUTIONS, INC.	6004	Private Security Patrol, 11/3/25 - 11/16/25	100-420-720850	7,308.00
11/20/2025	RJ ELECTRIC	64285	Electric Repairs, Mackenzie Park, Oct '25	100-355-720701	355.00
11/20/2025	RJ ELECTRIC	64297	Electric Repairs, Mandeville Park, Oct '25	100-355-720701	1,059.29
11/20/2025	RJ ELECTRIC	64322	GFI Inspections, Nov '25	100-355-720701	1,795.00
11/20/2025	RJ ELECTRIC	64337	Park Repairs, Snack Bar, Nov '25	100-355-720701	255.86
11/20/2025	CHARLES ABBOTT ASSOCIATES, INC	69568	Interim Principal Project Manager, Oct '25	100-355-700000	18,725.00
11/20/2025	CHARLES ABBOTT ASSOCIATES, INC	69586 - A (Fall Decor Inst	Median Decorations, Oct '25	100-355-720401	779.25
11/20/2025	CHARLES ABBOTT ASSOCIATES, INC	69586 - B (Civic Center Dr	Civic Center Drain Cleaning, Oct '25	100-355-720401	311.70
11/20/2025	CHARLES ABBOTT ASSOCIATES, INC	69586 - C (Bulletin Board	Public Notices Board Removal, Oct '25	100-355-720401	311.70
11/20/2025	MOULTON NIGUEL WATER DISTRICT	7217018	H2O for HOAs Support, 10/23/25	100-355-696000	564.09
11/20/2025	JAMEY CLARK, INC.	77119	Park Repairs, Public Works, Oct '25	100-355-720701	336.00
11/20/2025	JAMEY CLARK, INC.	77120	Park Repairs, Public Works, Oct '25	100-355-720701	4,274.17
11/20/2025	JAMEY CLARK, INC.	77125	Janitorial Services, Oct '25	100-310-721505	3,450.00
11/20/2025	JAMEY CLARK, INC.	77126	Graffiti Removal, Public Works, Oct	100-355-720500	585.00
11/20/2025	JAMEY CLARK, INC.	77133	Park Repairs, Public Works, Oct '25	100-355-720701	384.00
11/20/2025	JAMEY CLARK, INC.	77134	Park Repairs, Public Works, Nov '25	100-355-720701	504.03
11/20/2025	JAMEY CLARK, INC.	77158	Graffiti Removal, Public Works, Nov	100-355-720500	1,152.00
11/20/2025	JAMEY CLARK, INC.	77169	Park Repairs, Public Works, Nov '25	100-355-720701	96.00
11/20/2025	JAMEY CLARK, INC.	77181	Graffiti Removal, Public Works, Nov	100-355-720500	432.00

Payment Date	Vendor Name	Payable Number	Description (Item)	Account Number	Amount
11/20/2025	JAMEY CLARK, INC.	77184	Park Repairs, Public Works, Nov '25	100-355-720701	233.86
11/20/2025	LAILA BERGHEIM	97601572	Refund, Facility Deposit, R #96196876	100-000-222000	250.00
11/20/2025	H.S.G. PROFESSIONAL WINDOW CLEANERS, LLC	INHSG2493	Interior Window Cleaning, Sep '25	100-310-645500	873.00
11/20/2025	SAN DIEGO NATURAL HISTORY MUSEUM	SI05310	Fossil Exhibit Improvement Project, Oct '25	100-310-695504	4,495.00
11/20/2025	DMS FACILITY SERVICES, LLC	STL-001795	Landscape Services, Jan '25	100-355-720700	1,360.00
11/20/2025	ABTECH TECHNOLOGIES, INC.	W206471-IN	Managed IT Services, Nov '25	100-195-700090	9,550.00
			Fund 100 - General Fund Total:		**621,408.14**
Fund: 212 - Measure M2 Fund					
11/20/2025	CHARLES ABBOTT ASSOCIATES, INC	69586	Road Maintenance, Oct '25	212-355-720400	53,478.95
			Fund 212 - Measure M2 Fund Total:		**53,478.95**
Fund: 221 - Senior Mobility Program Fund					
11/20/2025	OCY MANAGEMENT, LLC	10406025	Senior Mobility Program, Oct '25	221-310-720000	5,070.00
			Fund 221 - Senior Mobility Program Fund Total:		**5,070.00**
Fund: 311 - Quimby Act Park In-Lieu Fee (VALH) Fund					
11/13/2025	ZIMPRICH ENGINEERING INC	25-220	Cabot Park Rehab Consulting, CIP #241, Oct '25	311-000-790600	500.00
11/20/2025	RJM DESIGN GROUP, INC.	37427	Cabot Park Rehabilitation, CIP #241, Oct '25	311-000-790600	24,409.35
11/20/2025	RJM DESIGN GROUP, INC.	37428	Veeh Ranch & San Remo Rehab, CIP #241, Oct '25	311-000-790600	39,530.70
			Fund 311 - Quimby Act Park In-Lieu Fee (VALH) Fund Total:		**64,440.05**
Fund: 600 - Capital Improvement Projects Fund					
11/13/2025	ZIMPRICH ENGINEERING INC	25-220	Cabot Park Rehab Consulting, CIP #241, Oct '25	600-000-490311	(500.00)
11/13/2025	ZIMPRICH ENGINEERING INC	25-220	Cabot Park Rehab Consulting, CIP #241, Oct '25	600-252-950241	500.00
11/17/2025	US BANK CORPORATE PAYMENT SYSTEMS	CalCard (4243) 11.06.25	Fab Glass and Mirror, Conference Room	600-000-490100	(1,321.19)
11/17/2025	US BANK CORPORATE PAYMENT SYSTEMS	CalCard (4243) 11.06.25	Fab Glass and Mirror, Conference Room	600-255-950505	1,321.19
11/20/2025	HR GREEN PACIFIC, INC.	195028	Electrical Upgrades, CIP #520, Oct '25	600-000-490100	(925.00)
11/20/2025	HR GREEN PACIFIC, INC.	195028	Electrical Upgrades, CIP #520, Oct '25	600-255-950520	925.00
11/20/2025	RJM DESIGN GROUP, INC.	37427	Cabot Park Rehabilitation, CIP #241, Oct '25	600-000-490311	(24,409.35)
11/20/2025	RJM DESIGN GROUP, INC.	37427	Cabot Park Rehabilitation, CIP #241, Oct '25	600-252-950241	24,409.35
11/20/2025	RJM DESIGN GROUP, INC.	37428	Veeh Ranch & San Remo Rehab, CIP #241, Oct '25	600-000-490311	(39,530.70)
11/20/2025	RJM DESIGN GROUP, INC.	37428	Veeh Ranch & San Remo Rehab, CIP #241, Oct '25	600-252-950241	39,530.70
			Fund 600 - Capital Improvement Projects Fund Total:		**-**
				Grand Total:	**744,397.14**

Report Summary

Fund Summary

Fund	Payment Amount
100 - General Fund	621,408.14
212 - Measure M2 Fund	53,478.95
221 - Senior Mobility Program Fund	5,070.00
311 - Quimby Act Park In-Lieu Fee (VALH) Fund	64,440.05
600 - Capital Improvement Projects Fund	-
Grand Total:	**744,397.14**

Account Summary

Account Number	Account Name	Payment Amount
100-000-140000	Prepaid Items	4,794.54
100-000-222000	Refundable Deposits	250.00
100-000-223000	Plan Application Deposit	94,082.90
100-000-227001	Security Deposit - Waste	300.00
100-000-790600	Transfers Out to Capital	2,246.19
100-155-610000	Memberships & Subscriptions	71.99
100-155-611000	Training, Conferences, &	(2,620.00)
100-155-611001	Staff Development & Team	538.52
100-155-622000	Operating Supplies	706.38
100-155-624001	Advertising - Legal	1,402.42
100-155-700010	Legal Services - General Counsel	48,409.20
100-155-700011	Legal Services - Litigation	705.60
100-195-611000	Training, Conferences, &	1,627.21
100-195-617000	Recruitment	2,553.00
100-195-622000	Operating Supplies	2,802.53
100-195-623000	Printing & Mailing	69.33
100-195-630000	Communications	210.54
100-195-700090	IT Contract Services & Support	22,950.94
100-225-610000	Memberships & Subscriptions	59.70
100-225-622000	Operating Supplies	96.30
100-225-646100	Vehicles - Fuel & Maintenance	277.65
100-225-700000	Professional Services - Building &	33,730.51
100-225-720512	Contract Services	858.00
100-310-610000	Memberships & Subscriptions	10.00
100-310-611000	Training, Conferences, &	515.00
100-310-622000	Operating Supplies	561.96
100-310-622500	Program & League Supplies	231.12
100-310-623000	Printing & Mailing	120.75
100-310-624500	Printing & Advertising	959.93
100-310-630000	Communications	222.52
100-310-631000	Utilities - Electric	13,004.22
100-310-645500	Facility Maintenance & Repairs	5,305.91
100-310-646100	Vehicles - Fuel & Maintenance	465.20
100-310-695500	Special Events - Program Services	1,251.61
100-310-695504	Exhibits & Educational Programs	4,495.00
100-310-695510	Holiday Event Series	10,149.53
100-310-695512	Movies in the Park	493.37
100-310-720302	Contract Services - Homelessness	5,375.83
100-310-721500	Contract Services - Programs	1,536.26
100-310-721505	Contract Services - Janitorial &	4,840.00
100-355-610000	Memberships & Subscriptions	163.00
100-355-611000	Training, Conferences, &	177.00
100-355-630000	Communications	559.84
100-355-631000	Utilities - Electric	7,375.71
100-355-635000	Utilities - Water	15,654.29
100-355-646100	Vehicles - Fuel & Maintenance	755.51
100-355-696000	NPDES Permits & Fees	18,760.09
100-355-700000	Professional Services	87,089.50

Account Summary

Account Number	Account Name	Payment Amount
100-355-700255	Improvement Inspections	15,829.50
100-355-720401	Other Public Works Maintenance	2,552.95
100-355-720500	Graffiti Removal	2,169.00
100-355-720700	Landscape Maintenance	4,850.84
100-355-720701	Parks Maintenance & Repairs	18,089.29
100-355-720702	Tree Maintenance	11,407.30
100-356-630000	MOE - Communications	31.41
100-356-631400	MOE - Electric (Streetlights &	41,904.64
100-356-631900	MOE - Electric (On-Bill Financing)	4,905.50
100-356-720420	MOE - Traffic Signal Maintenance	14,026.95
100-420-610000	Memberships & Subscriptions	136.14
100-420-622000	Operating Supplies	476.27
100-420-646100	Vehicles - Fuel & Maintenance	1,462.13
100-420-695000	Community Assistance & Public	146.15
100-420-720401	Animal Care & Shelter Services	87,426.00
100-420-720822	Crossing Guard Services	9,112.32
100-420-720823	Parking Citation Processing	2,469.15
100-420-720835	Fingerprint Identification Services	908.00
100-420-720850	Private Security Patrol	7,308.00
212-355-720400	Street Maintenance	53,478.95
221-310-720000	Contract Services	5,070.00
311-000-790600	Transfers Out to Capital	64,440.05
600-000-490100	Transfers In from General Fund	(2,246.19)
600-000-490311	Transfers In from Quimby Act	(64,440.05)
600-252-950241	General Park Renovations	64,440.05
600-255-950505	Civic Center Improvements	1,321.19
600-255-950520	Community Center Electrical	925.00
	Grand Total:	**744,397.14**

Project Account Summary

Project Account Key		Payment Amount
None		744,397.14
	Grand Total:	**744,397.14**

City of Laguna Hills
City Council / Planning Agency
Staff Report

Date: December 9, 2025
To: Mayor and Council Members
From: Eric Hendrickson, Finance Director
Issue: Financial Statements for Fiscal Year Ending June 30, 2025

Recommendation: That the City Council receive and file the Annual Comprehensive Financial Report and other audit reports for fiscal year 2024/2025.

Background:

The certified public accounting firm Eide Bailly was engaged by the City to perform the audit of the City's financial statements and render an opinion on whether the City's fiscal year 2024/2025 financial statements are presented fairly in all material respects. Attached to this report are the final audit reports issued by the auditors.

In the opinion of the auditors, the attached financial statements present fairly, in all material respects, the financial position of the governmental activities, the business-type activities, each major fund, and the aggregate remaining fund information of the City, as of June 30, 2025, and the respective changes in financial position, and, where applicable, cash flows thereof for the year then ended in accordance with generally accepted accounting principles.

The financial section, which is the focal point of the Annual Comprehensive Financial Report (ACFR), consists of the independent auditors' report, management's discussion and analysis, and the financial statements. Along with the ACFR, are the other audit reports, including the Gann Appropriations Limit AUP and Governance Letter.

Staff is pleased to report there are no audit findings for this fiscal year. The City's General Fund ended the year with expenditures exceeding revenues by $1,614,606. The General Fund balance as of June 30, 2025 is $23,153,859. This decline in fund balance

reserves is directly attributable to the City's General Fund investing in capital improvements and projects, namely the street rehabilitation of Paseo de Valencia. In fiscal year 2024/2025, the General Fund contributed over $3 million towards these projects.

Fiscal Impact:

There is no fiscal impact to receive and file these audit reports.

Attachments:

1. City of Laguna Hills 2025 Final ACFR
2. City of Laguna Hills 2025 Final GAGAS Report
3. City of Laguna Hills 2025 Final GANN Limit AUP Report
4. City of Laguna Hills 2025 Final Governance Letter

CITY OF LAGUNA HILLS
California

Annual Comprehensive Financial Report
Fiscal Year Ended June 30, 2025

City of Laguna Hills, California

Annual Comprehensive Financial Report

Year Ended June 30, 2025

City Manager
Jarad Hildenbrand

Finance Director
Eric Hendrickson

INTRODUCTORY SECTION

Letter of Transmittal i
Organizational Chart vi
City Officials vii
City Executive Staff vii
Certificate of Achievement for Excellence in Financial Reporting (GFOA) viii

FINANCIAL SECTION

Independent Auditor's Report 1

Management's Discussion and Analysis 5

Basic Financial Statements

Government Wide Financial Statements

Statement of Net Position 17
Statement of Activities 18

Fund Financial Statements

Balance Sheet - Governmental Funds 20
Reconciliation of the Governmental Funds Balance Sheet to the Statement of Net Position 21
Statement of Revenues, Expenditures and Changes in Fund Balances 22
Reconciliation of the Statement of Revenues, Expenditures, and Changes in Fund Balances of Governmental Funds to the Statement of Activities 23

Proprietary Fund Financial Statements

Statement of Net Position – Proprietary Fund 24
Statement of Revenues, Expenses, and Changes in Fund Net Position – Proprietary Fund 25
Statement of Cash Flows – Proprietary Fund 26

Notes to Financial Statements 27

Required Supplementary Information

Schedule of Proportionate Share of the Net Pension Liability 59
Schedule of Contributions 60
Schedule of Revenues, Expenditures and Changes in Fund Balance – Budget and Actual – General Fund 61

Note to Required Supplementary Information 62

Supplementary Information

Non-Major Governmental Funds – Special Revenue:
Combining Balance Sheet 65
Combining Statement of Revenues, Expenditures, and Changes in Fund Balances 72

Schedule of Revenues, Expenditures and Changes in Fund Balance – Budget and Actual

Capital Projects Fund – Major Fund 79
Gas Tax Special Revenue Fund 80
Measure M2 Special Revenue Fund 81
SB1 RMRA Special Revenue Fund 82
AB 2766 Special Revenue Fund 83
Senior Mobility Program Special Revenue Fund 84
CARITS Special Revenue Fund 85
Community Development Block Grant (CDBG) Special Revenue Fund 86
Public Art Special Revenue Fund 87
Beverage Recycling Special Revenue Fund 88
CR&R Recycling Fee Special Revenue Fund 89
C & D Forfeited Deposits Special Revenue Fund 90
SB 1383 Grant Special Revenue Fund 91
Park In-Lieu Special Revenue Fund 92
CASp Special Revenue Fund 93
Water Conservation Special Revenue Fund 94
Public Art VALH MGP Special Revenue Fund 95
State COPS/SLESF Special Revenue Fund 96
Debt Service Fund 97

STATISTICAL SECTION

Financial Trends:
Net Position by Component 99
Changes in Net Position 101
Governmental Activities Tax Revenues By Source 105
Fund Balances of Governmental Funds 106
Changes in Fund Balances of Governmental Funds 108

Revenue Capacity:
Assessed Value and Estimated Actual Value of Taxable Property, Citywide 110
Assessed Value of Property by Use Code, Citywide 111
Direct and Overlapping Property Tax Rates 113
Principal Property Taxpayers 115
Property Tax Levies and Collections 116
Principal Sales Tax Producers 117

Debt Capacity:
Ratios of Outstanding Debt by Type 118
Ratios of General Bonded Debt Outstanding 119
Direct and Overlapping Governmental Activities Debt 120
Legal Debt Margin Information 121
Pledged Revenue Coverage 123
Demographic and Economic Information:
Demographic and Economic Statistics 124
Principal Employers 125
Operating Information:
Full-time Equivalent Personnel Allocation by Function 126
Operating Indicators by Function 127
Capital Asset Statistics by Function 128
City at a Glance 129

This page intentionally left blank.

Introductory Section

This page intentionally left blank.

December 3, 2025

Honorable Mayor, Council Members, and Residents of the City of Laguna Hills:

The Annual Comprehensive Financial Report (ACFR) of the City of Laguna Hills for the fiscal year ended June 30, 2025, is submitted herewith. This report is published in accordance with local ordinance and State law requirements that financial statements be presented in conformity with generally accepted accounting principles (GAAP) and audited in accordance with generally accepted auditing standards by an independent public accounting firm of licensed certified public accountants.

This report consists of management's representations concerning the finances of the City of Laguna Hills. Responsibility for the accuracy of the presented data and the completeness and fairness of the presentation, including all disclosures, rests with the City's management. It is management's opinion that the data is accurate in all material aspects, is presented in a manner designed to fairly set forth the financial position and results of operations of the City, and contains all disclosures necessary to enable the reader to gain an understanding of the City's financial affairs. To provide a reasonable basis for making these representations, management has established a comprehensive internal control framework that is designed both to protect the government's assets from loss, theft, misuse, and to compile sufficient reliable information for the preparation of the financial statements in conformity with GAAP. Because the cost of internal controls should not exceed anticipated benefits, the objective is to provide reasonable, rather than absolute assurance that the financial statements are free of material misrepresentation. As management, we assert that, to the best of our knowledge and belief, this financial report is complete and reliable in all material respects and is reported in a manner that presents fairly the financial position and results of operations of the various funds of the City, as well as the City as a whole.

The City's financial statements have been audited by Eide Bailly, LLP, a public accounting firm fully licensed and qualified to perform audits of local government. The independent auditors concluded that there was a reasonable basis for rendering an unmodified opinion on the City's financial statements and that the financial statements present fairly, in all material respects, the financial condition of the City at the end of this fiscal year.

A narrative introduction, overview and analysis of the basic financial statements for the City for the fiscal year ended June 30, 2025, is discussed in the Management's Discussion and Analysis (MD&A), which immediately follows the independent auditor's report. The MD&A is designed to complement this letter of transmittal and should be read in conjunction with it.

PROFILE OF THE CITY OF LAGUNA HILLS

The City of Laguna Hills is located in South Orange County approximately 60 miles south of Los Angeles and 70 miles north of San Diego. Incorporated in 1991 under the laws of the State of California, it enjoys all the rights and privileges pertaining to "General Law" cities. The City is home to approximately 30,309 residents and over 1,400 businesses.

The City operates under a Council-Manager form of government. Policymaking and legislative authority are vested in the City Council, which consists of a Mayor and a four-member Council. The Mayor is annually selected by the City Council from among its membership, and serves a one-year term. The governing Council is responsible, among other things, for passing the City's ordinances and operating resolutions, adopting the biennial budget, appointing commissions and committees, retaining the City Attorney and hiring the City Manager. The City Manager is the chief executive officer of the City and administers the daily operations and programs of the City through department heads, other staff members and contracted services.

The City contracts for selected municipal services utilizing agreements with other governmental entities, private firms and individuals. Police services are provided by the Orange County Sheriff's Department and fire services are provided through the Orange County Fire Authority, of which the City is a member.

Although the majority of the area in the City has a distinctive residential character, the City has a strong commercial base, specifically in the northern section of the City. This commercial area, or "Urban Village," is anchored by the regional Village at Laguna Hills, the Oakbrook Village Shopping Center, and the Saddleback Memorial Medical Center. In addition, the area north of the Village at Laguna Hills holds a complement of commercial, retail and office mixed-uses.

FACTORS AFFECTING FINANCIAL CONDITION

ECONOMIC CONDITIONS & OUTLOOK

The City has remained resilient and adaptable to the ever-changing situations over the past years.

Orange County saw its unemployment rate rise from 3.7 percent in June 2023 to 4.0 percent in June 2024. It has continued to increase as of June 2025 to 4.4 percent.

Overall, on a national and local scale, inflation and the associated impacts are still hampering the economy. An economic recession is still a possibility, given the challenges with inflationary prices, a tight labor market, declining interest rates, and a stock market at an all-time high point. As a result, the Southern California region's economic situation remains uncertain.

To maintain its strong financial position into the future, the City must continue to promote overall fiscal health and sustainability by adhering to its conservative financial policies, focusing on organizational efficiency and performance, and fiscally prudent decision-making. This financially conservative stance has played a critical role in allowing the City to respond quickly to difficulties that were prevalent in the economy as a result of the coronavirus pandemic that began in 2020, as well as to the previous economic downturn during the years of the Great Recession.

LONG TERM FINANCIAL PLANNING

The City utilizes a customized 8-Year Resource Allocation plan that is specifically designed to project the City's operating and reserve policy ratios over an eight-year forecast horizon. The City's policy is to strive to maintain an operating ratio of 1.1 to 1.0, and an Unassigned General Fund Balance Ratio of 35% as compared to General Fund operating expenditures. Both of these benchmarks were achieved as of June 30, 2025. The operating ratio for FY 2024-25 came in at 1.03 and the Unassigned Fund Balance ratio was 85%.

ACCOUNTING SYSTEM AND BUDGETARY CONTROLS

In developing the City's accounting system, consideration was given to the adequacy of internal accounting controls, which are designed to provide reasonable, but not absolute, assurance in connection with: (1) the safeguarding of assets against loss from unauthorized use or disposition, and (2) the reliability of financial records for preparing financial statements and maintaining accountability for assets. All internal control evaluations occur within the above framework. We believe the City's internal accounting controls adequately safeguard assets and provide reasonable assurance of proper recording of financial transactions. Furthermore, the City maintains budgetary controls to ensure compliance with the legal provisions embodied in the annual appropriated budget approved by the City Council. The City Manager is authorized to transfer budgeted amounts within and between funds as deemed necessary in order to meet the City's needs. Revisions that exceed the appropriated budget must be approved by the City Council.

CASH MANAGEMENT

The City invests its temporary idle cash in investments authorized under the City's prevailing Investment Resolution and Policies, which are reviewed and approved annually. These policies are significantly more restrictive than State law, limiting investments to a maturity of one year or less. The City's investments at the close of the most recent fiscal year ended June 30, 2025, consisted of money market mutual funds, and

investment pools with the State Treasurer's Local Agency Investment Fund (LAIF) and Investment Trust of California (CALTrust).

CAPITAL ASSETS

Generally, only assets which cost $20,000 or more and which have a useful life of five years or more are considered capital assets. This designation is extensively discussed in the City's Internal Control Policies and Procedures for Capital Assets and Minor Equipment, which were developed for the City's compliance with the requirements with GASB 34.

MAJOR INITIATIVES

The following section provides a sampling of some of the various initiatives and highlights occurring throughout the 2024-2025 fiscal year:

THE VILLAGE AT LAGUNA HILLS (FORMERLY FIVE LAGUNAS)

In March of 2016, the City approved a plan for the renovation of the Laguna Hills Mall which included approximately 860,000 square feet of new and renovated commercial retail space, movie theaters, restaurants, and 988 residential units. The approved plan was known as Five Lagunas. In 2018, the property owner of Five Lagunas, Merlone-Geier Partners (MGP), informed City staff that they could not move forward with the approved 2016 plan. On November 4, 2019, MGP submitted a new application to redevelop the site. The new project, named "The Village at Laguna Hills", was presented to the City Council by MGP at the November 12, 2019, City Council meeting.

On March 8, 2022, the City Council and Planning Agency approved "The Village at Laguna Hills" project. This project consists of demolition of the remaining mall property and buildings, along with development and construction of new retail buildings, residential buildings, a hotel, parking structures, and other infrastructure. As of June 30, 2025, the majority of the former mall buildings have been demolished. Plans for installing utility functions and infrastructure are the next significant phase. It is estimated to take many years before this major project is complete.

SB 1383 ORGANIC WASTE REDUCTION IMPLEMENTATION WORK EFFORT

The California Department of Resources Recycling and Recovery ("CalRecycle") finalized regulations for the implementation of Senate Bill ("SB") 1383 in November 2020. SB 1383 requires local governments to reduce organic waste being sent to landfills. City staff have been consistently working to implement the requirements of SB 1383 and CalRecycle. Some of these efforts include the following.

- The City negotiated a new contract in 2024 with the City's Franchise Waste Hauler, CR&R.
- The City implemented revised trash and recycling service fees.
- The City established an enforcement ordinance and policies to meet the requirements of SB 1383.
- The City has conducted community outreach and education on the requirements of SB 1383.

AWARDS AND ACKNOWLEDGEMENTS

The Government Finance Officers Association of the United States and Canada (GFOA) awarded a Certificate of Achievement for Excellence in Financial Reporting to the City of Laguna Hills for its Annual Comprehensive Financial Report for the fiscal year ended June 30, 2024. This was the thirty third consecutive year the City has received this prestigious award. The certificate is a national award that recognizes conformance with the highest standards for preparation of state and local government financial reports. To be awarded a Certificate of Achievement, a government unit must publish an easily readable and efficiently organized Annual Comprehensive Financial Report (ACFR), whose contents conform to program standards, and must satisfy both generally accepted accounting principles and applicable legal requirements.

The preparation of this report would not have been possible without the efficient and dedicated services of the entire staff of the General Government Department. The contributions are invaluable and clearly reflect the high standards the City has set for itself.

In closing, without the effective leadership, guidance, and support provided by the Mayor and the City Council, preparation of this report, as well as the favorable financial results of the past year, would not have been possible.

Respectfully submitted,

Eric Hendrickson
Finance Director

City of Laguna Hills

Organizational Chart

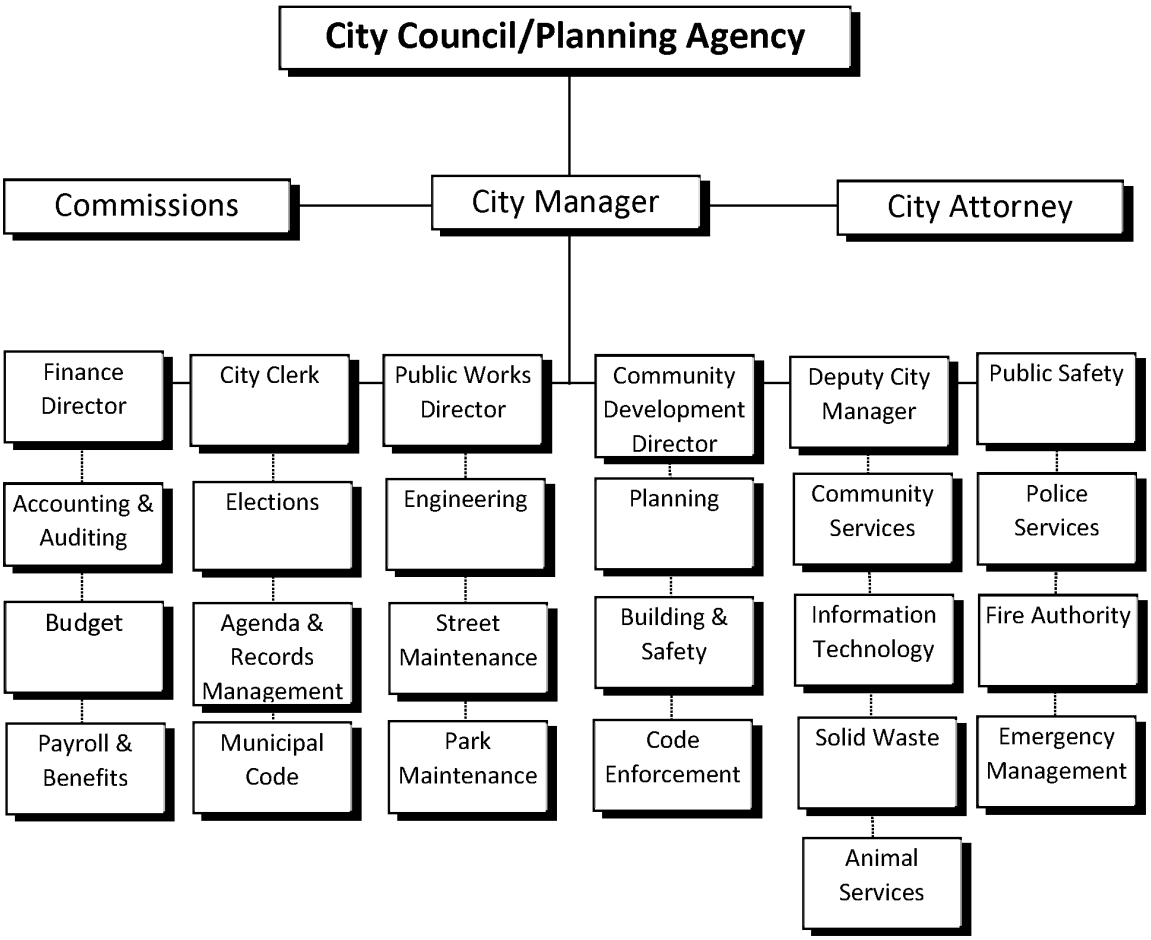

City Officials

Mayor and City Council

Joshua Sweeney
Mayor

Don Caskey
Mayor Pro Tem

Erica Pezold
Council Member

Jared Mathis
Council Member

Dave Wheeler
Council Member

City Executive Staff

Jarad L. Hildenbrand
City Manager

Joseph Ames
Assistant City Manager

Capt. William Burk
Chief of Police Services

Holland Gannon
Community Services Director

Eric Hendrickson
Finance Director

Jennifer Lee
City Clerk

Jennifer Lowe
Community Development Director

Gregory E. Simonian
City Attorney

Government Finance Officers Association

Certificate of Achievement for Excellence in Financial Reporting

Presented to

City of Laguna Hills
California

For its Annual Comprehensive
Financial Report
For the Fiscal Year Ended

June 30, 2024

Christopher P. Morrill

Executive Director/CEO

Financial Section

This page intentionally left blank.

Independent Auditor's Report

To the Honorable Mayor and Members of the City Council
City of Laguna Hills
Laguna Hills, California

Report on the Audit of the Financial Statements

Opinions

We have audited the financial statements of the governmental activities, the business-type activities, each major fund, and the aggregate remaining fund information of the City of Laguna Hills, California (City) as of and for the year ended June 30, 2025, and the related notes to the financial statements, which collectively comprise the City's basic financial statements as listed in the table of contents.

In our opinion, the accompanying financial statements referred to above present fairly, in all material respects, the respective financial position of the governmental activities, the business-type activities, each major fund, and the aggregate remaining fund information of the City, as of June 30, 2025, and the respective changes in financial position, and, where applicable, cash flows thereof for the year then ended in accordance with accounting principles generally accepted in the United States of America.

Basis for Opinions

We conducted our audit in accordance with auditing standards generally accepted in the United States of America (GAAS) and the standards applicable to financial audits contained in *Government Auditing Standards* issued by the Comptroller General of the United States *(Government Auditing Standards)*. Our responsibilities under those standards are further described in the Auditor's Responsibilities for the Audit of the Financial Statements section of our report. We are required to be independent of the City and to meet our other ethical responsibilities, in accordance with the relevant ethical requirements relating to our audit. We believe that the audit evidence we have obtained is sufficient and appropriate to provide a basis for our audit opinions.

Adoption of New Accounting Standard

As discussed in Note 1 to the financial statements, the City has adopted the provisions of Governmental Accounting Standards Board (GASB) Statement No. 101, *Compensated Absences,* for the year ended June 30, 2025. As a result of implementing the standard, there was no effect on the governmental activities beginning net position as of July 1, 2024. Our opinions are not modified with respect to this matter.

eidebailly.com
25231 Paseo De Alicia, Ste. 100 | Laguna Hills, CA 92653-4615 | T 949.768.0833 | F 949.768.8408 | EOE

Responsibilities of Management for the Financial Statements

Management is responsible for the preparation and fair presentation of the financial statements in accordance with accounting principles generally accepted in the United States of America; and for the design, implementation, and maintenance of internal control relevant to the preparation and fair presentation of financial statements that are free from material misstatement, whether due to fraud or error.

In preparing the financial statements, management is required to evaluate whether there are conditions or events, considered in the aggregate, that raise substantial doubt about the City's ability to continue as a going concern for twelve months beyond the financial statement date, including any currently known information that may raise substantial doubt shortly thereafter.

Auditor's Responsibilities for the Audit of the Financial Statements

Our objectives are to obtain reasonable assurance about whether the financial statements as a whole are free from material misstatement, whether due to fraud or error, and to issue an auditor's report that includes our opinions. Reasonable assurance is a high level of assurance but is not absolute assurance and therefore is not a guarantee that an audit conducted in accordance with GAAS and *Government Auditing Standards* will always detect a material misstatement when it exists. The risk of not detecting a material misstatement resulting from fraud is higher than for one resulting from error, as fraud may involve collusion, forgery, intentional omissions, misrepresentations, or the override of internal control. Misstatements are considered material if there is a substantial likelihood that, individually or in the aggregate, they would influence the judgment made by a reasonable user based on the financial statements.

In performing an audit in accordance with GAAS and *Government Auditing Standards*, we:

- Exercise professional judgment and maintain professional skepticism throughout the audit.
- Identify and assess the risks of material misstatement of the financial statements, whether due to fraud or error, and design and perform audit procedures responsive to those risks. Such procedures include examining, on a test basis, evidence regarding the amounts and disclosures in the financial statements.
- Obtain an understanding of internal control relevant to the audit in order to design audit procedures that are appropriate in the circumstances, but not for the purpose of expressing an opinion on the effectiveness of the City's internal control. Accordingly, no such opinion is expressed.
- Evaluate the appropriateness of accounting policies used and the reasonableness of significant accounting estimates made by management, as well as evaluate the overall presentation of the financial statements.
- Conclude whether, in our judgment, there are conditions or events, considered in the aggregate, that raise substantial doubt about the City's ability to continue as a going concern for a reasonable period of time.

We are required to communicate with those charged with governance regarding, among other matters, the planned scope and timing of the audit, significant audit findings, and certain internal control–related matters that we identified during the audit.

Required Supplementary Information

Accounting principles generally accepted in the United States of America require that the management's discussion and analysis, the schedule of proportionate share of the net pension liability, the schedule of contributions - defined benefit pension plans, and the schedule of revenues, expenditures and changes in fund balance - budget and actual - general fund identified as Required Supplementary Information (RSI) in the accompanying table of contents, be presented to supplement the basic financial statements. Such information is the responsibility of management and, although not a part of the basic financial statements, is required by the Governmental Accounting Standards Board who considers it to be an essential part of financial reporting for placing the basic financial statements in an appropriate operational, economic, or historical context. We have applied certain limited procedures to the required supplementary information in accordance with auditing standards generally accepted in the United States of America, which consisted of inquiries of management about the methods of preparing the information and comparing the information for consistency with management's responses to our inquiries, the basic financial statements, and other knowledge we obtained during our audit of the basic financial statements. We do not express an opinion or provide any assurance on the information because the limited procedures do not provide us with sufficient evidence to express an opinion or provide any assurance.

Supplementary Information

Our audit was conducted for the purpose of forming opinions on the financial statements that collectively comprise the City's basic financial statements. The combining and individual nonmajor funds financial statements, and budgetary comparison schedules are presented for purposes of additional analysis and are not a required part of the basic financial statements. Such information is the responsibility of management and was derived from and relates directly to the underlying accounting and other records used to prepare the basic financial statements. The information has been subjected to the auditing procedures applied in the audit of the basic financial statements and certain additional procedures, including comparing and reconciling such information directly to the underlying accounting and other records used to prepare the basic financial statements or to the basic financial statements themselves, and other additional procedures in accordance with auditing standards generally accepted in the United States of America. In our opinion, the combining and individual nonmajor funds financial statements and budgetary comparison schedules are fairly stated, in all material respects, in relation to the basic financial statements as a whole.

Other Information

Management is responsible for the other information included in the annual report. The other information comprises the introductory and statistical sections but does not include the basic financial statements and our auditor's report thereon. Our opinions on the basic financial statements do not cover the other information, and we do not express an opinion or any form of assurance thereon.

In connection with our audit of the financial statements, our responsibility is to read the other information and consider whether a material inconsistency exists between the other information and the basic financial statements, or the other information otherwise appears to be materially misstated. If, based on the work performed, we conclude that an uncorrected material misstatement of the other information exists, we are required to describe it in our report.

Other Reporting Required by *Government Auditing Standards*

In accordance with *Government Auditing Standards*, we have also issued our report dated December 3, 2025, on our consideration of the City's internal control over financial reporting and on our tests of its compliance with certain provisions of laws, regulations, contracts, and grant agreements and other matters. The purpose of that report is solely to describe the scope of our testing of internal control over financial reporting and compliance and the results of that testing, and not to provide an opinion on the effectiveness of the City's internal control over financial reporting or on compliance. That report is an integral part of an audit performed in accordance with *Government Auditing Standards* in considering the City's internal control over financial reporting and compliance.

Eide Bailly LLP

Laguna Hills, California
December 3, 2025

Management’s Discussion and Analysis

This page intentionally left blank.

MANAGEMENT'S DISCUSSION AND ANALYSIS

The management of the City of Laguna Hills offers the readers of the City's financial statements this narrative overview and analysis of the financial activities of the City for the fiscal year ended **June 30, 2025**. We encourage readers to consider the information presented here in conjunction with the accompanying transmittal letter on page i and the basic financial statements in the appropriate section.

Financial Highlights

Government-Wide

- The net position of the City of Laguna Hills at the close of the most recent fiscal year was $104,277,525. Of this amount, $18,707,376 is not restricted to a specific use or purpose.
- The net change in the City's net position resulting from the most recent fiscal year's operation was a decrease of $6,259,883, or 5.7%. The net position of governmental activities was $100,048,432 as of June 30, 2025, for a decrease of $5,692,883, while Business-type activities decreased the City's net position by $567,000, for a total net position of $4,229,093.
- Total revenues from all sources were $31,742,536. Of this amount, $7,370,065, or 23.2%, was from program revenues and $24,372,471, or 76.8%, was from general revenues.
- The total cost of all City programs and projects was $38,002,419. Approximately 40.3%, or $15,302,004, of this amount is attributable to public works; 32.1%, or $12,217,614, is attributable to public safety; and, 13.0%, or $4,913,429, to general government.
- The net pension liability reported as of June 30, 2025, for the City's proportionate share of the net pension liability of all pension plans, was $6,177,535. Deferred inflows of resources related to pension plans was $266,068; and deferred outflows of resources related to pension plans was $2,092,707.

Fund Based

- As of the close of the current fiscal year, the governmental funds reported combined ending fund balances of $30,618,921.
- Total nonspendable fund balances, amounts that are either not in spendable form or are legally or contractually required to be maintained, were $286,667.
- Total spendable fund balances were $30,332,254. Of this amount, approximately 2.0% ($612,572 in total assigned) is constrained by the City's intent to be used for a specific purpose and 24.6% ($7,462,962 in total restricted) is constrained in their use by external restrictions, such as by creditors, debt covenants, grantors, contributors, or by laws and regulations. This leaves a residual of $22,256,720 in unassigned fund balance for the City.

- Total governmental fund balances decreased by $3,971,568.
- At the end of the most recent fiscal year, the total fund balance for the General Fund was $23,153,859, a decrease of $1,614,606 over prior year.
- General Fund reported revenues exceeding expenditures by $775,874.

Overview of the Financial Statements

This discussion and analysis are intended to serve as an introduction to the City of Laguna Hills' basic financial statements. The City's basic financial statements comprise three components: 1) government-wide financial statements, 2) fund financial statements, and 3) notes to the financial statements. This report also contains other supplementary information in addition to the basic financial statement themselves.

(1) **Government-wide financial statements**. These statements are designed to provide readers with a broad overview of the City of Laguna Hills' financial position, in a manner similar to a private-sector business, using the economic resources measurement focus and the full accrual basis of accounting. The following reports comprise the government-wide financial statements:

a) *Statement of Net Position*. This report presents information on all the assets, deferred outflows of resources, liabilities, deferred inflows of resources, and net position. The difference between the assets and deferred outflows, on one hand, and liabilities and deferred inflows of resources, on the other hand, constitutes the *net position*. Over time, increases or decreases in net position may serve as a useful indicator of whether the financial position of the City is improving or weakening, though it is important to consider other non-financial factors in accurately assessing the overall health of the City, such as the property tax base or condition of the roads, etc.

b) *Statement of Activities*. The information presented in this report shows how the City's net position changed during the most recent fiscal year. All changes in net position are reported as soon as the underlying event giving rise to the change occurs, *regardless of the timing of related cash flows*. Thus, revenues and expenditures are reported in this statement for some items that will only result in cash flows in future fiscal periods.

Both of these government-wide financial statements distinguish functions of the City that are principally supported by taxes, program revenues, and intergovernmental revenues (referred to as *governmental activities*), from other functions that are intended to recover all or a significant portion of their costs through user fees and charges (referred to as *business-type activities*).

The ***governmental activities*** of the City of Laguna Hills include general government, public works, community development, community services and public safety. Property taxes, sales and use taxes, transient occupancy taxes, and franchise fees finance most of these activities.

The ***business-type activity*** of the City of Laguna Hills pertains to the leasing of certain areas in the Laguna Hills Civic Center, which also houses City Hall.

The government-wide financial statements can be found on pages 17 to 19 of this report.

(2) **Fund financial statements.** These statements show how City services were financed in the short term as well as what remains for future spending. These statements also report the City's operation in more detail than the government-wide statements by providing information about the City's most significant funds, but not the City as a whole. Funds are required to be established, either by State or Federal laws, in order to meet legal responsibilities associated with the usage of certain taxes, grants, and other money. There are three types of funds, of which, the City has two types:

a) *Governmental funds*. The City maintains 20 individual governmental funds. Information is presented separately in the governmental funds balance sheet and in the governmental funds statement of revenues, expenditures, and changes in fund balances for the General Fund and Capital Projects Fund, both of which are considered to be major funds. Data from the other governmental funds are combined into a single, aggregated presentation. Individual fund data for each non-major governmental fund is provided in the form of *combining statements* elsewhere in this report.

b) *Proprietary funds*. When the City charges for the services it provides, other than those services associated with the City's general governmental operations, these services are generally reported in proprietary funds. The proprietary fund is used to report the same function presented as the *business-type activity* in the government-wide financial statements. The City uses the proprietary fund to account for its Civic Center leasing activity.

The fund financial statements focus on the near-term inflows and outflows of spendable resources, as well as on balances of spendable resources at the end of the fiscal year. Such information provides a short-term view of the City's general government operations and shows whether there are more or fewer financial resources that can be spent in the near future to finance the City's programs. These funds are reported using the modified accrual method of accounting, which measures cash and all other financial assets that can be readily converted to cash. The relationship between governmental activities and the governmental funds are reported in the reconciliation of government-wide and fund financial statements and in Note 1 in the Notes to the Basic Financial Statements.

The fund financial statements can be found on pages 20 to 26 of this report.

(3) **Notes to the basic financial statements**. The notes provide additional information essential to a full understanding of the data provided in the government-wide and fund financial statements. The notes to the basic financial statements can be found on pages 27 to 58 of this report.

(4) **Other information**. In addition to the basic financial statements and accompanying notes, this report also presents certain *required supplementary information* including budgetary comparisons for the General Fund, a schedule of proportionate share of the net pension liability, and a schedule of employer plan contributions. Additionally, the combining statements referred to earlier in connection with non-major governmental funds are presented immediately following the required supplementary information.

Government –Wide Financial Analysis

The City's combined net position at the close of the most recent fiscal year ended June 30, 2025, was $104,277,525, as shown on Table 1 below. The City is able to report positive balances in all three categories of net position for the government as a whole, as well as for its separate governmental and business-type activities. The same situation held true for the prior fiscal year.

Table 1
Condensed Statement of Net Position
(in thousands)

Totals	Governmental Activities		Business-Type Activities			
	2024	2025	2024	2025	2024	2025
Current and other assets	$ 37,953	$ 34,836	$ 1,677	$ 2,115	$ 39,630	$ 36,951
Capital assets	75,668	74,028	4,603	4,079	80,271	78,107
Total assets	113,621	108,864	6,280	6,194	119,901	115,058
Total deferred outflows	2,865	2,093	-	-	2,865	2,093
Long-term liabilities	6,500	6,385	-	-	6,500	6,385
Other liabilities	3,233	3,805	75	115	3,308	3,920
Total liabilities	9,733	10,190	75	115	9,808	10,305
Total deferred inflows	1,012	719	1,409	1,850	2,421	2,569
Net position:						
Net investment in capital assets	75,263	74,028	4,603	4,079	79,866	78,107
Restricted	9,821	7,463	-	-	9,821	7,463
Unrestricted	20,657	18,557	193	150	20,850	18,707
Total net position	$ 105,741	$ 100,048	$ 4,796	$ 4,229	$ 110,537	$ 104,277

By far the largest portion of the City's net position (roughly $78.1 million, or 74.9% of total net position) reflects its net investment in capital assets, which is made up of: (1) capital assets (land, building, machinery, and equipment) less accumulated depreciation. The City does not have any debt related to capital assets as of June 30, 2025. The City uses these capital assets to provide services to citizens. Consequently, these assets are *not* available for future spending.

Another portion of the City's net position, $7,462,962 (7.2% of the total net position), represents resources that are subject to external restrictions on how they may be used. The remaining balance of the City's net position is unrestricted net position of $18,707,376 (17.9% of the total net position), which may be used to meet the City's ongoing obligations to its citizens and creditors.

The City's combined total assets at the close of the fiscal year was $115,057,469. Of this amount, $108,863,595, or 94.6%, represents assets from governmental activities and $6,193,874, or 5.4%, represents assets from business-type activities. By far the largest component of the City's combined total assets is in the form of capital assets at $78,107,187, or 67.9%. The remaining $36,950,282 of combined total assets is largely in the form of cash and investments of $31,060,364.

At the end of the fiscal year, the City's combined total liabilities was $10,304,821, which was largely in the form of long-term liabilities of the City's government activities at $6,384,557, or 62.0%. Long-term liabilities were mainly comprised of the City's net pension liability of $6,177,535, or 60.0% of total liabilities.

Deferred inflows and outflows reported in the Statement of Net Position represent an acquisition (revenue) or consumption (expense) of net position that applies to a future period and hence will not be recognized as an inflow or outflow of resources until that time. The reported deferred inflows of $266,068 and deferred outflows of $2,092,707 pertain to the City's pension liability, while $2,301,762 of deferred inflows relates to the City's leases receivables. More information on the City's pension plan can be found in Note 8, beginning on page 48 of this report. In addition, more information on the City's leases can be found in Note 14, beginning on page 57 of this report.

The details of the changes in the City's Net Position are shown in **Table 2** on the following page.

Table 2
Statement of Changes in Net Position
(in thousands)

	Governmental Activities		Business-type Activities		Totals	
	2024	2025	2024	2025	2024	2025
Revenues:						
Program Revenues:						
Charges for services	$ 3,990	$ 2,639	$ 834	$ 802	$ 4,824	$ 3,441
Operating contributions	1,236	1,084	-	-	1,236	1,084
Capital contributions	3,177	2,845	-	-	3,177	2,845
General Revenues:						
Property taxes	13,582	14,095	-	-	13,582	14,095
Sales and use taxes	6,193	6,364	-	-	6,193	6,364
Franchise taxes	1,345	1,244	-	-	1,345	1,244
Transient occupancy taxes	1,161	1,073	-	-	1,161	1,073
Motor vehicle in lieu taxes	39	49	-	-	39	49
State subvention	29	48	-	-	29	48
Interest earnings	1,324	1,129	-	-	1,324	1,129
Miscellaneous revenues	146	371	-	-	146	371
Total revenues	32,222	30,941	834	802	33,056	31,743
Expenses:						
General government	4,508	4,913	-	-	4,508	4,913
Public works	9,520	15,302	-	-	9,520	15,302
Community development	1,577	1,471	-	-	1,577	1,471
Community services	2,699	2,747	-	-	2,699	2,747
Public safety	10,978	12,218	-	-	10,978	12,218
Property leasing	-	-	1,373	1,369	1,373	1,369
Interest	(27)	(17)	-	-	(27)	(17)
Total expenses	29,255	36,634	1,373	1,369	30,627	38,003
Change in net position before transfers	2,967	(5,693)	(539)	(567)	2,428	(6,260)
Transfers	(129)	-	129	-	-	-
Change in net position	2,838	(5,693)	(410)	(567)	2,428	(6,260)
Net position, beginning	102,903	105,741	5,206	4,796	108,109	110,537
Net position, ending	$ 105,741	$ 100,048	$ 4,796	$ 4,229	$ 110,537	$ 104,277

During the fiscal year, the total revenue from all sources was $31,742,536 and the cost of all activities was $38,002,419, resulting in an overall decrease in net position of $6,259,883. The City's governmental activities decreased total net position by $5,692,883 and its business-type activities decreased total net position by $567,000.

The revenue sources from governmental activities presented in the preceding table are illustrated in a pie chart shown below as **Figure 1**, which illustrates the percentage relationship of these revenues to each other, as well as their impact on the City's total resources.

Figure 1
Revenue by Sources – Governmental Activities
FY 2024-25

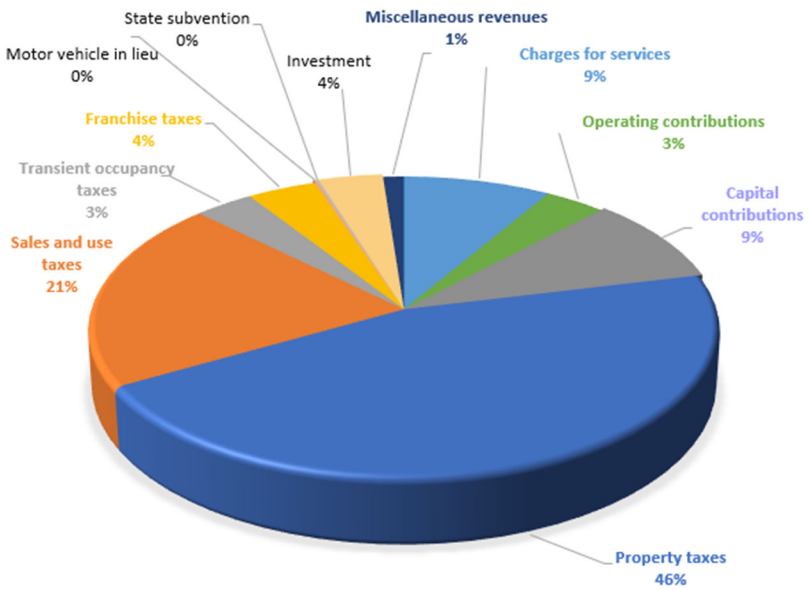

As shown in the above pie chart, roughly 73.8%, or $22,824,631 of the City's total governmental revenues are from taxes, comprised of property, sales and use, motor vehicle in lieu, franchise and transient occupancy taxes. Program revenues totaled $6,568,242, or 21.2%, of the total governmental revenues, which is comprised of charges for services, operating contributions and capital contributions. Program revenues decreased from prior year by 21.8% due primarily to one-time revenues that occurred in the prior year for Community Benefit fees for an agreement milestone being met ($1.1 million). General revenues increased from the prior year primarily due to increases in property taxes, transient occupancy taxes, and sales and use tax that were realized in Fiscal Year 2024-25.

The City's expenses in connection with its governmental activities are categorized by function, namely: general government, public services, community development, community services and public safety. The program revenues associated with these governmental activities are classified into three categories, which are charges for services, operating contributions and grants, and capital contributions. The relationship of the City's program revenues to the related governmental functions are illustrated in a graph shown as **Figure 2** on the following page.

Expenses associated with governmental activities experienced an overall increase of 25.2%, or $7,378,025 over the prior fiscal year, primarily due to increases in the Orange County Sheriff contract costs ($1.1 million) and an increased level of work completed by Public Works for capital improvement projects ($5.4 million). The significant increase in Public Works projects mainly included the two street rehabilitation projects that were completed in the fiscal year 2024-25. The overall increase is largely attributable to increases in Public Works activity of $5,781,691 and Public Safety activity of $1,239,325.

The City's business-type activities for the leasing of the Civic Center decreased total net position by $567,000. The decrease from business-type activities is largely attributable to depreciation. Of the $1,368,823 of total operating expenses related to property leasing activities, depreciation represents 43.6%, or $596,361, of that total.

Program Revenues and Expenses:

Program revenues for the most recent fiscal year were $6,568,242. Expenses related to governmental activities were $36,633,596. The program revenues are generally not adequate to finance the governmental programs, so it is typical for governmental expenses to be subsidized by general revenues. The City's expenses for public works and public safety are comparatively higher than the other expense categories, as shown in Figure 2 below.

Figure 2

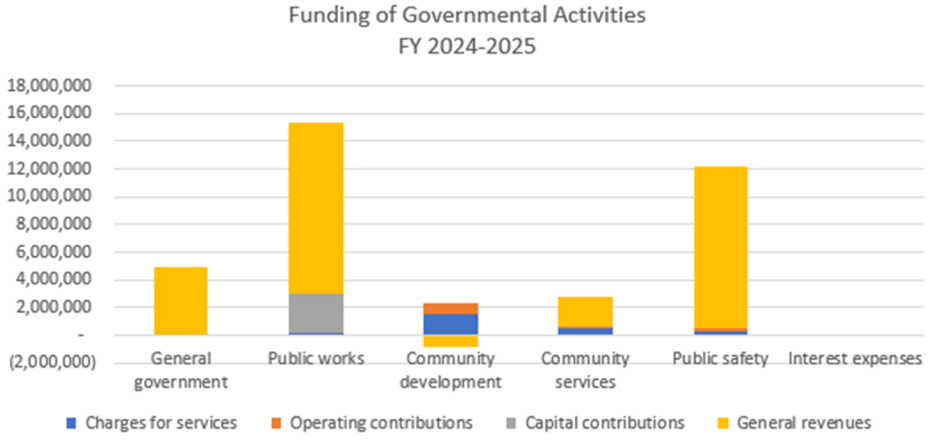

Business-type Activities

The City's business-type activity involves the leasing of rentable areas in the Civic Center building. This 3-story building complex was renovated to accommodate the City offices and to add leasable spaces. Since June 28, 2004, the City government has operated from this facility. Altogether, there are 51,945 square feet of leasable office space in the Civic Center building. The City occupies 21,033 square feet and leases out 30,912 square feet. The occupancy rate was approximately 97% on June 30, 2025.

During the current fiscal year, the operating revenues of the Laguna Hills Civic Center were $801,823 and the operating expenses were $1,368,823, resulting in a net operating loss of $567,000. This is largely attributable to the depreciation charge of $596,361. The contra rent revenue associated with occupied spaces for City Hall was $549,965 for the current fiscal year.

Analysis of Major Funds

A fund is a grouping of related accounts that is used to maintain control over resources that have been segregated for specific activities and objectives. As noted earlier, the City of Laguna Hills uses fund accounting to ensure and demonstrate compliance with finance-related legal requirements.

Governmental funds:

Governmental funds are used to account for essentially the same functions reported as governmental activities in the government-wide financial statements. However, unlike the government-wide financial statements, the focus of the *governmental funds* is to provide information on near-term inflows and outflows, as well as the balances of spendable resources at the end of the fiscal year. Such information is useful in assessing the City of Laguna Hills' near term financing requirements. In particular, fund balances of the governmental funds are reported separately within classifications based on a hierarchy of constraints placed on the use of those resources. The classifications are based on the relative strength of the constraints that control how the specific amounts can be spent. The classifications are nonspendable, restricted, committed, assigned, and unassigned fund balance.

As of the end of the current fiscal year, the City's governmental funds reported combined ending fund balance of $30,618,921, a decrease of $3,971,568 from the prior year's balance. Of the ending fund balance, $286,667 is nonspendable fund balance, which represents the portion of fund balance that is either not in spendable form or are legally or contractually required to be maintained. Of the remaining $30,332,254 in spendable fund balance, $7,462,962 is restricted fund balance, $612,572 is assigned fund balance and $22,256,720 is unassigned fund balance. Restricted fund balance includes amounts that have externally imposed restrictions on their usage by creditors, such as debt covenants, grantors, and contributors, or by laws and regulations. Assigned fund balance includes amounts which are constrained by the City's intent to be used for a specific purpose. These include designations for claims liability and amounts assigned for equipment maintenance of the Civic Center, Community Center, Sports Complex, slopes, storm drains, and parks.

The City identifies "major" governmental funds within the fund financial statements. Funds are reviewed annually to determine if any should be classified as a major fund. Specifically, funds that have 10% or more of total assets, liabilities, or fund balance of total governmental funds. The City may also classify as a major fund any fund or combination of funds that is considered essentially important to users.

The General Fund is the City's primary operating governmental fund. The fund balance of the City's general fund decreased by $1,614,606 from the prior fiscal year's balance. While revenues exceeded expenditures in the fiscal year, the fund balance overall decreased due to the significant amount of transfers out to other funds, primarily for capital improvement project purposes.

The City's Capital Projects Fund accounts for financial resources related to the acquisition and construction of the City's capital projects. Revenues and transfers in from other funds reflect the financial resources used to fund the capital project expenditures during the current fiscal year; therefore, this fund typically reflects no fund balance at the end of the fiscal year.

Total expenditures and transfers in for the current fiscal year were $6,886,374. Expenditures increased from the prior year by roughly 361.4%, or $5,393,950, primarily due to the street rehabilitation projects on Paseo De Valencia and La Paz Road that were completed in the current fiscal year for $5,688,213. Aside from the large street projects, capital project spending was overall down from prior year.

Proprietary fund:

The proprietary fund provides the same type of information found in the government-wide financial statements. The City's proprietary fund consists of owning a piece of commercial real estate and leasing it to various entities. The total square footage of the Civic Center building is 51,945, of which the City is a tenant using approximately 21,033 square feet.

The statement of revenues, expenses, and changes in fund net position reflect a net operating loss of $567,000, which is largely attributable to depreciation. Before accounting for $596,361 in depreciation expense, the net operating activity would result in a net operating income of $29,361 from the City's other leasing related activities. Moreover, the enterprise fund does not charge the City rent and common area maintenance (CAM). The estimated annual rent for the space occupied by City Hall would be approximately $549,965, not including CAM.

General Fund Budgetary Highlights

At fiscal year-end, total General Fund revenues came in at $26,899,277, which was roughly 0.1%, or $38,486, above the amended budget for the year. This increase was primarily the result of higher interest rates during the current fiscal year, which increased the City's earnings on its cash and investments balances more than initially budgeted. Higher than anticipated property taxes, vehicle code fines, and miscellaneous revenues for reimbursements for capital improvement project costs also materialized. These higher revenues were partially offset by revenues coming in lower than budgeted in sales and use tax and transient occupancy taxes, building related permits, and intergovernmental revenues relating to a federal grant that was not recognized due to delays in grant expenditures.

Revenues from taxes, the City's largest General Fund revenue source, came in over the budgeted amount by $110,598, or 0.5%, primarily due to property taxes coming in higher than anticipated by $409,939. However, sales and use tax and transient occupancy taxes came in lower than budgeted by $293,591 collectively. The City's second largest General Fund revenue source were charges for services, which came in slightly lower than budgeted by $50,237 based on current year actual activity. Additionally, investment income, the City's third largest General Fund revenue source, came in higher than budgeted by $145,808, due to increased interest rates during the fiscal year earning higher amounts on the City's cash and investments.

General Fund expenditures totaled $26,123,403 at fiscal year-end, below budget by $1,820,670, or 6.5%. The largest budgetary savings by department was from Public Works, which came under budget by $658,392. This was mainly due to less spending than anticipated for tree and landscape maintenance, as well as professional services for a grant funded project that did not start during the fiscal year as anticipated. General Government had the second largest savings by department of $482,734 under budget, primarily due to lower actual costs for legal services

than budgeted. In addition, there were salary savings from vacant positions at various points in the fiscal year.

The net change in fund balance at fiscal year-end in the General Fund was $1,614,606, which was lower than budgeted by $3,726,717. The main reason for the lower net change, as noted above, is better than expected results in taxes revenues, fines and forfeitures, investment income and miscellaneous revenues, as well as lower than anticipated expenditures during the fiscal year.

Capital Assets and Debt Administration

Capital Assets

The City's investment in capital assets for its governmental and business-type activities as of June 30, 2025 amounted to $78,107,187, net of accumulated depreciation. This investment includes land, land improvements, easements, right-of-ways, building, building improvements, equipment, machinery, construction in progress, and infrastructure. In accordance with the requirement of GASB 34, the value of the City's infrastructure assets are included in this report, which include streets, sidewalks, curbs, gutters, playground equipment, and similar assets that are considered public property. Equipment and machinery includes vehicles, furniture, computer hardware and software.

A schedule showing the changes in the City's capital assets are shown in **Table 3** below.

Table 3
City of Laguna Hills Capital Assets (Net of accumulated depreciation)
(in thousands)

	Governmental Activities		Business-type Activities		Totals	
	2024	2025	2024	2025	2024	2025
Land	$ 17,955	$ 17,955	$ 2,855	$ 2,855	$ 20,810	$ 20,810
Land improvements	1,117	955	-	-	1,117	955
Rights of ways/Easements	2,854	2,854	-	-	2,854	2,854
Building & improvements	1,043	973	1,748	1,224	2,791	2,197
Equipment and machinery	400	472	-	-	400	472
Construction in progress	15	286	-	-	15	286
Infrastructure	52,284	50,533	-	-	52,284	50,533
Total capital assets, net of accumulated depreciation	$ 75,668	$ 74,028	$ 4,603	$ 4,079	$ 80,271	$ 78,107

Additional information on the City's capital assets can be found in Note 5 on page 42 of this report.

Long-term Debt

On January 26, 2010, to take advantage of favorable interest rates, the City issued $17,190,000 of Certificates of Participation (COPs). Proceeds from the sale were placed in an irrevocable trust used to service the future debt requirements of the 2001 and 2003 Certificates of

Participation, which were issued to finance a portion of the costs to develop certain property, including the Civic Center Renovation Project and Community Center. As a result, the balance of the 2001 and 2003 COPs are considered to be defeased and the liability for those bonds has been removed. The 2010 COPs maintained an “AA+” rating from Standard & Poor’s. At fiscal year-end June 30, 2025, the remaining principal balance was $0, as the COPs were paid off during fiscal year 2024-25. Additional information on the City’s long-term debt can be found in Note 6 on pages 43 to 45 of this report.

Budget and Economic Factors

The City’s most recent adopted biennial budget for fiscal years 2025/26 - 2026/27 demonstrates the City’s intent to effectively manage costs while simultaneously positioning the City for future growth. For Fiscal Year 2025/26, General Fund operating expenditures are projected at $27,853,695, while General Fund revenues are estimated at $28,007,276.

The major goals and issues that dominated the budget process for this 2025 – 2027 biennial period are discussed in the transmittal letter, along with measures adopted to address prevailing issues facing the City.

A copy of the 2025-2027 Biennial Budget is available on the City’s website: https://www.lagunahillsca.gov/378/Biennial-Budgets-and-Financial-Statement.

Requests for Information

This financial report is designed to provide a general overview of the City of Laguna Hills’ finances to all interested parties. Any questions regarding this report or requests for additional information should be addressed to the City’s Finance Department, at 24035 El Toro Road, Laguna Hills, California, 92653.

* * * * * *

Basic Financial Statements

This page intentionally left blank.

	Governmental Activities	Business-type Activities	Total
Assets:			
Cash and investments	$ 30,949,209	$ 111,155	$ 31,060,364
Taxes receivable	1,791,263	-	1,791,263
Accounts receivable	51,211	39,962	91,173
Interest receivable	1,073	-	1,073
Lease receivable	497,651	1,963,405	2,461,056
Prepaid items	286,667	-	286,667
Other current assets	2,000	-	2,000
Due from other governments	1,256,686	-	1,256,686
Capital assets, not depreciated	21,095,182	2,855,425	23,950,607
Capital assets, net of accumulated depreciation	52,932,653	1,223,927	54,156,580
Total assets	108,863,595	6,193,874	115,057,469
Deferred Outflows of Resources:			
Deferred amounts from pension plans	2,092,707	-	2,092,707
Total deferred outflows of resources	2,092,707	-	2,092,707
Liabilities:			
Accounts payable	2,429,999	-	2,429,999
Accrued liabilities	239,038	33,284	272,322
Deposits payable	828,934	65,677	894,611
Unearned revenue	26,551	16,327	42,878
Noncurrent Liabilities:			
Due within one year	280,454	-	280,454
Due in more than one year			
Other long-term liabilities	207,022	-	207,022
Net pension liability	6,177,535	-	6,177,535
Total liabilities	10,189,533	115,288	10,304,821
Deferred Inflows of Resources:			
Deferred amounts from pension plans	266,068	-	266,068
Deferred amount from leases	452,269	1,849,493	2,301,762
Total deferred inflows of resources	718,337	1,849,493	2,567,830
Net Position:			
Net investment in capital assets	74,027,835	4,079,352	78,107,187
Restricted for:			
Capital projects	6,166,531	-	6,166,531
Public works	879,279	-	879,279
Community services	291,102	-	291,102
Police services	88,901	-	88,901
Community development	37,149	-	37,149
Unrestricted	18,557,635	149,741	18,707,376
Total net position	$ 100,048,432	$ 4,229,093	$ 104,277,525

Functions/Programs	Expenses	Program Revenues: Charges for Services	Program Revenues: Operating Contributions and Grants	Program Revenues: Capital Contributions and Grants	Total Program Revenues
Governmental Activities:					
General government	$ 4,913,429	$ 42,000	$ -	$ -	$ 42,000
Public works	15,302,004	170,182	41,551	2,845,497	3,057,230
Community development	1,470,472	1,538,978	770,991	-	2,309,969
Community services	2,747,413	538,396	64,812	-	603,208
Public safety	12,217,614	349,631	206,204	-	555,835
Interest expense (credit)	(17,336)	-	-	-	-
Total governmental activities	36,633,596	2,639,187	1,083,558	2,845,497	6,568,242
Business-Type Activity:					
Property leasing	1,368,823	801,823	-	-	801,823
Total business-type activities	1,368,823	801,823	-	-	801,823
Total primary government	$ 38,002,419	$ 3,441,010	$ 1,083,558	$ 2,845,497	$ 7,370,065

General Revenues:
- Taxes:
  - Property taxes
  - Franchise tax
  - Transient occupancy tax
- Intergovernmental, unrestricted:
  - Sales and use tax
  - Motor vehicle in lieu
  - State subvention
- Investment earnings, net
- Miscellaneous revenue

Total general revenues

Change in Net Position

Net Position at Beginning of Year

Net Position at End of Year

Net (Expense) Revenue and Changes in Net Position		
Governmental Activities	Business-type Activities	Total
$ (4,871,429)	$ -	$ (4,871,429)
(12,244,774)	-	(12,244,774)
839,497	-	839,497
(2,144,205)	-	(2,144,205)
(11,661,779)	-	(11,661,779)
17,336	-	17,336
(30,065,354)	-	(30,065,354)
-	(567,000)	(567,000)
-	(567,000)	(567,000)
(30,065,354)	(567,000)	(30,632,354)
14,094,582	-	14,094,582
1,244,250	-	1,244,250
1,072,849	-	1,072,849
6,363,490	-	6,363,490
49,460	-	49,460
47,543	-	47,543
1,129,452	-	1,129,452
370,845	-	370,845
24,372,471	-	24,372,471
(5,692,883)	(567,000)	(6,259,883)
105,741,315	4,796,093	110,537,408
$ 100,048,432	$ 4,229,093	$ 104,277,525

	General	Capital Projects	Other Governmental Funds	Totals
Assets:				
Cash and investments	$ 23,746,024	$ -	$ 7,203,185	$ 30,949,209
Receivables:				
Taxes	1,791,263	-	-	1,791,263
Accounts	51,211	-	-	51,211
Interest	1,073	-	-	1,073
Leases	497,651	-	-	497,651
Prepaid items	284,567	-	2,100	286,667
Other current assets	2,000	-	-	2,000
Due from other funds	252,775	-	443	253,218
Due from other governments	518,566	-	738,120	1,256,686
Total assets	$ 27,145,130	$ -	$ 7,943,848	$ 35,088,978
Liabilities, Deferred Inflows of Resources, and Fund Balances				
Liabilities:				
Accounts payable	$ 2,316,077	$ -	$ 113,922	$ 2,429,999
Accrued liabilities	239,038	-	-	239,038
Deposits	828,934	-	-	828,934
Due to other funds	443	-	252,775	253,218
Unearned revenue	26,551	-	-	26,551
Total liabilities	3,411,043	-	366,697	3,777,740
Deferred Inflows of Resources:				
Unavailable revenues	127,959	-	112,089	240,048
Lease related	452,269	-	-	452,269
Total deferred inflows of resources	580,228	-	112,089	692,317
Fund Balances:				
Nonspendable	284,567	-	2,100	286,667
Restricted	-	-	7,462,962	7,462,962
Assigned	612,572	-	-	612,572
Unassigned	22,256,720	-	-	22,256,720
Total fund balances	23,153,859	-	7,465,062	30,618,921
Total liabilities, deferred inflows of resources and fund balances	$ 27,145,130	$ -	$ 7,943,848	$ 35,088,978

Fund balances of governmental funds	$ 30,618,921
Amounts reported for governmental activities in the statement of net position are different because:	
Capital assets net of depreciation have not been included as financial resources in governmental fund activity	
Capital assets	167,164,547
Accumulated depreciation	(93,136,712)
Long-term liabilities are not available to pay for current-period expenditures and, therefore, are not reported in the governmental funds. Long-term liabilities consist of the following:	
Direct borrowings	(100,943)
Compensated absences	(386,533)
Pension related liabilities applicable to the City's governmental activities are not due and payable in the current period and, accordingly, are not reported as fund liabilities. Deferred outflows of resources and deferred inflows of resources related to pensions are only reported in the Statement of Net Position as the changes in these amounts affects only the government-wide statements for governmental activities:	
Deferred outflows of resources	2,092,707
Deferred inflows of resources	(266,068)
Net pension liability	(6,177,535)
Revenues reported as unavailable revenue in the governmental funds do not provide current financial resources but are recognized in the statement of activities.	240,048
Net Position of Governmental Activities	$ 100,048,432

	General	Capital Projects	Other Governmental Funds	Totals
Revenues:				
Taxes	$ 22,775,171	$ -	$ -	$ 22,775,171
Licenses and permits	951,596	-	115,761	1,067,357
Intergovernmental	369,081	-	3,364,371	3,733,452
Charges for services	1,243,981	-	-	1,243,981
Fines and forfeitures	349,631	-	-	349,631
Investment income	1,038,308	-	426,189	1,464,497
Other revenues	171,509	-	-	171,509
Total revenues	26,899,277	-	3,906,321	30,805,598
Expenditures:				
Current:				
General government	4,202,465	-	-	4,202,465
Public works	5,482,910	-	1,026,095	6,509,005
Community development	1,395,472	-	75,000	1,470,472
Community services	2,471,849	-	43,533	2,515,382
Public safety	12,211,081	-	-	12,211,081
Capital outlay	300,425	6,886,374	228,320	7,415,119
Debt service:				
Interest and fiscal charges	-	-	19,441	19,441
Principal retirement	59,201	-	375,000	434,201
Total expenditures	26,123,403	6,886,374	1,767,389	34,777,166
Excess (Deficiency) of Revenues over (Under) Expenditures	775,874	(6,886,374)	2,138,932	(3,971,568)
Other Financing Sources (Uses):				
Transfers in	944,176	6,886,374	375,792	8,206,342
Transfers out	(3,334,656)	-	(4,871,686)	(8,206,342)
Total other financing sources (uses)	(2,390,480)	6,886,374	(4,495,894)	-
Net Changes in Fund Balances	(1,614,606)	-	(2,356,962)	(3,971,568)
Fund Balances, Beginning of Year	24,768,465	-	9,822,024	34,590,489
Fund Balances, End of Year	$ 23,153,859	$ -	$ 7,465,062	$ 30,618,921

Net change in fund balances - total governmental funds	$ (3,971,568)
Amounts reported for governmental activities in the statement of activities are different because:	
Governmental funds report capital outlays as expenditures. However, in the statement of activities, the costs of those assets are allocated over their estimated useful lives as depreciation expense. This activity is reconciled as follows:	
Capital outlay, net of disposals	369,372
Depreciation and amortization expense, net of disposal	(2,009,302)
Long-term debt proceeds provide current financial resources to governmental funds, but issuing debt increases long-term liabilities in the Statement of Net Position. Premiums associated with the issuance of long-term debt are reported as revenues in the governmental funds, but in the Statement of Net Position, the premiums are deferred and amortized throughout the period during which the related debt is outstanding. Repayment of principal is an expenditure in the governmental funds, but in the Statement of Net Position the repayment reduces long-term liabilities.	
Principal payments	375,000
Amortization of bond premium	46,932
Direct borrowing principal payments	59,201
Deferred losses on refunding of long-term debt in the Statement of Net Position are deferred and amortized throughout the period during which the related debt is outstanding.	(16,796)
Some expenses reported in the Statement of Activities do not require the use of current financial resources, and therefore, are not reported as expenditures in the governmental funds.	
Change in compensated absences	(125,157)
Change in accrued interest for Certificates of Participation	6,641
Net difference between pension expense recorded on the government wide statement of activities and contributions paid.	(562,321)
Revenues in the Statement of Activities that do not meet the "availability" criteria for revenue recognition are reported as deferred inflows of resources, unavailable revenues, in the governmental funds. This is the net change in deferred inflows of resources, unavailable revenues, from the prior year.	135,115
Change in net position of governmental activities	$ (5,692,883)

	Enterprise - Property Leasing
Assets:	
Current Assets:	
Cash and investments	$ 111,155
Receivables:	
Accounts	39,962
Leases	325,235
Total current assets	476,352
Noncurrent Assets:	
Receivables:	
Leases	1,638,170
Capital assets not depreciated	2,855,425
Capital assets, net of accumulated depreciation	1,223,927
Total noncurrent assets	5,717,522
Total assets	6,193,874
Liabilities:	
Current Liabilities:	
Accrued liabilities	33,284
Deposits payable	65,677
Unearned revenue	16,327
Total current liabilities	115,288
Deferred Inflows of Resources:	
Leases	1,849,493
Net Position:	
Net investment in capital assets	4,079,352
Unrestricted	149,741
Total net position	$ 4,229,093

	Enterprise - Property Leasing
Operating Revenues:	
Rental fees	$ 755,922
Common area maintenance revenues	45,901
Total operating revenues	801,823
Operating Expenses:	
Direct operating expenses	735,914
Administrative and professional fees	36,548
Depreciation expense	596,361
Total operating expenses	1,368,823
Operating income (loss)	(567,000)
Change in Net Position	(567,000)
Net Position at Beginning of Year	4,796,093
Net Position at End of Year	$ 4,229,093

	Enterprise - Property Leasing
Operating Activities:	
Receipts from tenants	$ 372,439
Payments to suppliers for goods and services	(736,609)
Net Cash Used for Operating Activities	(364,170)
Capital and Related Financing Activities:	
Acquisition of capital assets	(73,182)
Cash received on lease receivables	349,985
Cash received for interest on lease receivables	58,909
Net Cash Provided by Capital and Related Financing Activities	335,712
Net Decrease in Cash and Cash Equivalents	(28,458)
Cash and Cash Equivalents at Beginning of Year	139,613
Cash and Cash Equivalents at End of Year	$ 111,155
Reconciliation of cash and cash equivalents:	
Operating loss	$ (567,000)
Adjustments to reconcile operating loss to net cash Provided by Operating Activities:	
Depreciation expense	$ 596,361
Recognition of lease income	(441,486)
Changes in assets and liabilities:	
(Increase) decrease in accounts receivable	7,339
Increase (decrease) in accrued liabilities	21,106
Increase (decrease) in deposits payable	14,747
Increase (decrease) in unearned revenue	4,763
Total adjustments	202,830
Net Cash Provided by (used for) Operating Activities	$ (364,170)
Schedule of Non-Cash Investing, Capital and Financing Activities	
Lease receivable and deferred inflows recognized on new lessor lease transaction	$ 823,374
Lease revenue recognized	$ 32,592

Note 1 - Reporting Entity and Summary of Significant Accounting Policies

a) Summary of Significant Accounting Policies

The basic financial statements of the City have been prepared in accordance with generally accepted accounting principles as applicable to government units. The Governmental Accounting Standards Board (GASB) is the accepted standard-setting body for establishing governmental accounting and financial reporting principles.

The Financial Reporting Entity

The City of Laguna Hills (the City) was incorporated on December 20, 1991 under the General Laws of the State of California. The City operates under a Council-Manager form of government and provides the following services: public safety, highways and streets, parks, solid waste, public improvements, planning and zoning, building and safety, community services, and general administrative services.

This report includes all fund types of the City (the primary government) and the Laguna Hills Public Improvement Corporation (the Corporation). The Corporation meets the definition of a component unit and is presented on a blended basis, as if it is a part of the primary government. Although it is a legally separate entity, the governing board of the Corporation is comprised of the same membership as the City Council. The City may impose its will on the Corporation, including the ability to appoint, hire, reassign, or dismiss management. There is also a financial benefit/burden relationship between the City and the Corporation.

The Corporation was established by the City Council on September 2, 1998. The Board of Directors of the Corporation is composed of the five members in connection with the acquisition, construction and improvement of public capital improvements. The activity of the Corporation is reported in the Debt Service Fund. Separate financial statements are not prepared for this blended component unit.

b) Basis of Accounting and Measurement Focus

The *basic financial statements* of the City are composed of the following:

- Government-wide financial statements
- Fund financial statements
- Notes to the basic financial statements

Government-wide Financial Statements

Government-wide financial statements display information about the reporting government as a whole. These statements include separate columns for the governmental and business-type activities of the primary government. Eliminations have been made in the Statement of Activities so that certain allocated expenses are recorded only once (by the function to which they were allocated). However, general government expenses have not been allocated as indirect expenses to the various functions of the City. Also, interfund services provided and used have not been eliminated.

Government-wide financial statements are presented using the *economic resources measurement focus* and the accrual basis of accounting. Under the economic resources measurement focus, all (both current and long-term) economic resources and obligations of the reporting government are reported in the government-wide financial statements. The basis of accounting refers to when revenues and expenses are recognized in the accounts and reported in the financial statements. Under the *accrual basis of accounting*, revenues, expenses, gains, losses, assets, deferred outflows of resources, liabilities, and deferred inflows of resources resulting from exchange and exchange-like transactions are recognized when the exchange takes place.

Revenue recognition is subject to the measurable and availability criteria for the governmental funds in the fund financial statements. Exchange transactions are recognized as revenues in the period in which they are earned (i.e., the related goods or services are provided). Locally imposed derived tax revenues are recognized as revenues in the period in which the underlying exchange transaction upon which they are based takes place. Imposed nonexchange transactions are recognized as revenues in the period for which they were imposed. If the period of use is not specified, they are recognized as revenues when an enforceable legal claim to the revenues arises or when they are received, whichever occurs first. Government-mandated and voluntary nonexchange transactions are recognized as revenues when all applicable eligibility requirements have been met.

The Statement of Activities demonstrates the degree to which the direct expenses of a given function are offset by program revenues. Direct expenses are those that are clearly identifiable with a specific function. The types of transactions reported as program revenues for the City are reported in three categories: charges for services, operating grants and contributions, and capital grants and contributions.

Charges for services include revenues from customers or applicants who purchase, use, or directly benefit from goods, services, or privileges provided by a given function. Grants and contributions include revenues restricted to meeting the operational or capital requirements of a particular function. Taxes and other items not properly included among program revenues are reported instead as general revenues.

Amounts paid to acquire capital assets are capitalized as assets in the government-wide financial statements, rather than reported as expenditures. Proceeds of long-term debt are recorded as a liability in the government-wide financial statements, rather than as another financing source. Amounts paid to reduce long-term indebtedness of the reporting government are reported as a reduction of the related liability, rather than as expenditures.

Reclassifications and Eliminations

Interfund balances must generally be eliminated in the government-wide statements, except for net residual amounts due between governmental and business-type activities. Any allocations must reduce the expenses of the function from which the expenses are being allocated, so that expenses are reported only once - in the function in which they are allocated.

Fund Financial Statements

The underlying accounting system of the City is organized and operated on the basis of separate funds, each of which is considered to be a separate accounting entity. The operations of each fund are accounted for with a separate set of self-balancing accounts that comprise its assets, liabilities, deferred inflows of resources, fund equity, revenues, and expenditures or expenses, as appropriate. Governmental resources are allocated to and accounted for in individual funds based upon the purposes for which they are to be spent and the means by which spending activities are controlled.

Fund financial statements for the primary government's governmental and proprietary funds are presented after the government-wide financial statements. These statements display information about major funds individually and non-major funds in the aggregate for governmental and enterprise funds.

Governmental Funds

In the fund financial statements, governmental funds are presented using the *modified-accrual basis of accounting*. Their revenues are recognized when they become *measurable* and *available*. *Measurable* means that the amounts can be estimated, or otherwise determined. *Available* means that the amounts were collected during the reporting period or soon enough thereafter to be available to finance the expenditures accrued for the reporting period. For this purpose, the City considers its general revenue to be available if they are collected within 60 days of the end of the fiscal year. The City uses a 180-day availability period for special revenue grants.

Revenue recognition is subject to the *measurable* and *availability* criteria for the governmental funds in the fund financial statements. *Exchange transactions* are recognized as revenues in the period in which they are earned (i.e., the related goods or services are provided). *Locally imposed derived tax revenues* are recognized as revenues in the period in which the underlying exchange transaction upon which they are based takes place. Imposed non-exchange transactions are recognized as revenues in the period for which they were imposed. If the period of use is not specified, they are recognized as revenues when an enforceable legal claim to the revenues arises or when they are received, whichever occurs first. *Government-mandated and voluntary non-exchange* transactions are recognized as revenues when all applicable eligibility requirements have been met.

Sales taxes, property taxes, franchise fees, gas taxes, motor vehicle in lieu fees, transient occupancy taxes, grants and investment income associated with the current fiscal period are all considered to be susceptible to accrual and so have been recognized as revenues of the current fiscal period to the extent normally collected within the availability period. Other revenue items are considered to be measurable and available where cash is received by the government.

In the fund financial statements, governmental funds are presented using the c*urrent financial resources measurement focus*. This means that only current assets, current liabilities, and deferred inflows of resources are generally included on their balance sheets. The reported fund balance is considered to be a measure of "available spendable resources". Governmental fund operating statements present increases (revenues and other financing sources) and decreases (expenditures and other financing uses) in fund balance. Accordingly, they are said to present a summary of sources and uses of "available spendable resources" during a period.

Non-current portions of long-term receivables due to governmental funds are reported on their balance sheets in spite of their spending measurement focus.

Because of their spending measurement focus, expenditure recognition for governmental fund types excludes amounts represented by non-current liabilities. Since they do not affect fund balance, such long-term amounts are not recognized as governmental fund type expenditures or fund liabilities.

Amounts expended to acquire capital assets are recorded as *expenditures* in the year that resources were expended, rather than as fund assets. The proceeds of long-term debt are recorded as other financing sources rather than as a fund liability. Amounts paid to reduce long-term indebtedness are reported as fund expenditures.

When expenditures are incurred, the City's applies the most restrictive funds first; and then the City would use the appropriate funds in the following order: committed, assigned, and lastly unassigned amounts.

Proprietary Fund

The City's enterprise fund is a proprietary fund. In the fund financial statements, the proprietary fund is presented using the *accrual basis of accounting*. Revenues are recognized when they are earned and expenses are recognized when the related goods or services are delivered. In the fund financial statements, the proprietary fund is presented using the *economic resources measurement focus*. This means that all assets and liabilities (whether current or non-current) associated with their activity are included on their statement of net position. Proprietary fund type operating statements present increases (revenues) and decreases (expenses) in total net position. The City has no internal service funds.

Proprietary fund operating revenues, such as rental fees, result from exchange transactions associated with principal activity of the fund. Exchange transactions are those in which each party receives and gives up essentially equal values. Non-operating revenues, such as investment income, results from non-exchange transactions or ancillary activities. Proprietary fund operating expenses result from providing the services in connection with the proprietary fund's principal ongoing operations.

Amounts paid to acquire capital assets are capitalized as assets in the enterprise fund financial statements, rather than reported as expenditures. Proceeds of long-term debt are recorded as a liability in the enterprise fund financial statements, rather than as an other financing source. Amounts paid to reduce long-term indebtedness of the enterprise fund are reported as a reduction of the related liability, rather than as expenditures.

When both restricted and unrestricted resources are combined in a fund, expenses are considered to be paid first from restricted resources, and then from unrestricted resources.

c) Major Funds

The City reports the following major governmental funds:

General Fund
The General Fund is the general operating fund of the City. It is used to account for resources traditionally associated with government, which are not required legally or by sound financial management to be accounted for in another fund.

Capital Projects Fund
The Capital Projects Fund is used to account for the financial resources to be used for the acquisition and construction of the City's capital projects. The City has designated the Capital Projects Fund as a major fund.

The City reports the following major proprietary fund:

Property Leasing
The Property Leasing Enterprise Fund is used to account for activity pertaining to the leasing of certain areas in the Laguna Hills Civic Center, which has been the City Hall site and seat of government since June 28, 2004.

Additionally, the City reports the following fund types:

Special Revenue Funds
The Special Revenue Funds are used to account for certain revenue sources set aside for specific purposes, to avoid including restricted revenues within the general fund and to provide separate information on the sources and applications of these restricted sources.

Debt Service Fund
The Debt Service Fund is used to pay the City's debt service on its Certificate of Participation (COP) issue.

d) New Government Accounting Standards Board (GASB) Pronouncements

The following accounting pronouncements were effective in fiscal year 2025:

GASB Statement No. 101, *Compensated Absences* – The provisions of this standard modernize the types of leave that are considered a compensated absence and provides guidance for a consistent recognition and measurement of the compensated absence liability. The City has implemented this Statement without material impact to the financial statements.

GASB Statement No. 102, *Certain Risk Disclosures* – The Statement requires management to evaluate whether there are risks related to a government's vulnerabilities due to certain concentration or constraints that require disclosure. The City has implemented this Statement without material impact to the financial statements.

Effective in Future Fiscal Years:

The GASB has issued the following pronouncements that have effective dates which may impact future financial statement presentation. The City has not determined the effect of the following Statements:

GASB Statement No. 103, *Financial Reporting Model Improvements*
GASB Statement No. 104*, Disclosure of Certain Capital Assets*

e) Cash and Investments

Investments are reported in the accompanying basic financial statements at fair value, which is the price that would be received to sell an asset or paid to transfer a liability in an orderly transaction between market participants at the measurement date. Investments that are not traded on a market, such as investments in external pools, are valued based on the stated fair value represented by the external pool.

Changes in fair value that occur during a fiscal year are recognized as investment income reported for that fiscal year. *Investment income* includes interest earnings, changes in fair value, and any gains or losses realized upon the liquidation, maturity, or sale of investments.

The City pools cash and investments of all funds, except for amounts held by fiscal agents. Investment income earned by the pooled investments is allocated to the various funds based on each fund's average cash and investment balance.

f) Statement of Cash Flows

The enterprise proprietary fund participates in the City-wide cash and investments pool, which provides immediate access to invested funds. Accordingly, all cash and investments are considered to be cash and cash equivalents for purposes of the Statement of Cash Flows.

g) Prepaid Items

Certain payments to vendors reflect costs applicable to future accounting periods and are recorded as prepaid items in both the Government-Wide and Fund Financial Statements utilizing the consumption method.

h) Property Taxes

Property tax revenue is recognized in the fiscal year for which the taxes have been levied providing they become available (within 60 days of the fiscal year end). The County of Orange collects property taxes for the City. Tax liens attach annually as of 12:01 am on the first day of January proceeding the fiscal year for which the taxes are levied. The tax levy covers the fiscal period July 1 to June 30. All secured personal property taxes and one-half of the taxes on real property are due November 1; the second installment is due February 1. All taxes are delinquent, if unpaid, on December 10 and April 10, respectively. Unsecured personal property taxes become due on January 1 each year, and are delinquent, if unpaid, on August 31.

i) Capital Assets

Capital assets are capital outlay for assets of a permanent nature, valued at $20,000 or more and the usage of which is expected to be more than five years. Right to use lease assets in excess of $20,000 are capitalized. Right to use subscription assets in excess of $20,000 are capitalized. Capital assets (including infrastructure) are recorded at cost where historical records are available and at an estimated original cost where no historical records exist. Contributed capital assets are valued at acquisition value at the date of the contribution.

Capital assets include public domain (infrastructure) general assets consisting of certain improvements including roads, streets, sidewalks, medians, and storm drains.

Capital assets used in operations are depreciated over their estimated useful lives using the straight-line method in the government-wide financial statements and in the fund financial statements of the enterprise fund. Depreciation is charged as an expense against operations and accumulated depreciation is reported on the respective statements of net position. The range of lives used for depreciation purposes for each capital asset class, are as follows:

Asset	Years
Building and improvements	20 years
Machinery and equipment	5 - 10 years
Infrastructure	5 - 60 years
Land improvements	20 years

j) Lease Receivable

Lease receivables are recorded by the City as the present value of future lease payments expected to be received from the lessee during the lease term, reduced by any provision for estimated uncollectible amounts. Lease receivables are subsequently reduced over the life of the lease as cash is received in the applicable reporting period. The present value of future lease payments to be received are discounted based on the interest rate the City charges the lessee.

k) Deferred Inflows and Outflows of Resources

In addition to assets, the government-wide statement of net position and the governmental funds balance sheet will sometimes report a separate section for deferred outflows of resources. This separate financial statement element, *deferred outflows of resources*, represents a consumption of net assets that applies to future periods and so will not be recognized as an outflow of resources (expense) until that time. The City has the following items that qualify for reporting in this category:

- Deferred outflows related to pensions equal to employer contributions made after the measurement date of the net pension liability.
- Deferred outflows related to pensions for differences between expected and actual experiences, changes in assumptions, and changes in proportion. These amounts are amortized over a closed period equal to the average expected remaining service lives of all employees that are provided with pensions through the plans.
- Deferred outflows related to pensions resulting from the difference in projected and actual earnings on investments of the pension plan fiduciary net position. These amounts are amortized over five years.

In addition to liabilities, the government-wide statement of net position and the governmental funds balance sheet will sometimes report a separate section for deferred inflows of resources. This separate financial statement element, *deferred inflows of resources*, represents an acquisition of net assets that applies to future periods and will not be recognized as an inflow of resources (revenue) until that time. The City has the following items that qualify for reporting in this category:

- Deferred inflows related to pensions for differences between expected and actual experiences and differences between employer contributions and the proportionate share of contributions. These amounts are amortized over a closed period equal to the average expected remaining service lives of all employees that are provided with pensions through the plans.
- Deferred inflows related to leases where the City is the lessor and is reported in the governmental fund balance sheet and statement of net position. The deferred inflows of resources related to leases are recognized as an inflow of resources (revenue) on the straight-line basis over the term of the lease.

l) Compensated Absences

Vacation time is provided to all full-time and extended part-time employees. Upon separation or retirement from City service, all employees shall be compensated at their prevailing pay rate for their accrued vacation. No employee shall be allowed to carry over more than 320 hours of vacation time from one fiscal year to the next. At the start of the fiscal year, if an employee has more than 320 hours accrued, the City will automatically cash out any hours in excess of 320.

Compensatory time is provided to all full-time, non-management employees. Upon separation or retirement from City service, all employees shall be compensated at their prevailing pay rate for their accrued compensatory time. No employee shall be allowed to carry over more than 120 hours of compensatory time from one fiscal year to the next. At the start of the fiscal year, if an employee has more than 120 hours accrued, the City will automatically cash out any hours in excess of 120.

Sick leave is provided to all full-time and extended part-time employees. Employees may accumulate unlimited sick leave hours. Upon separation or retirement from City service, all employees shall be compensated at their prevailing pay rate for their accrued sick leave.

All vacation, compensatory and sick leave pay is accrued when incurred in the government-wide financial statements. A liability for these amounts is reported in the governmental funds only if they have matured, for example, as a result of employee resignations and retirements.

m) Defined Contribution Plan

The City provides a Retirement Health Savings (RHS) Plan, a defined contribution plan, through MissionSquare Retirement to its full-time employees that have reached ten (10) years of service with the City. This employer-sponsored retiree health benefit allows employees to accumulate assets to pay for medical expenses on a tax-free basis either upon separation of service from the City or age 50 dependent upon when contributions to the plan were made. In compliance with the Patient Protection and Affordable Care Act, contributions to the plan made after December 31, 2013, are available to plan participants for medical expenses only upon separation of employment. In the event of a participant's death, the participant's surviving spouse and/or eligible dependent(s) are immediately eligible to maintain the account and utilize it to fund eligible medical expenses. If a participant's balance is not fully depleted upon the death of the eligible spouse, the account balance may continue to be utilized to pay medical expenses of eligible dependents. An eligible dependent is (a) the participant's lawful spouse, (b) the participant's child under the age of 27, as defined by IRC Section 152(f)(1) and Internal Revenue Service Notice 2010-38, or (c) any other individual who is a person described in IRC Section 152(a), as classified by Internal Revenue Service Notice 2004-79. The assets of the individual plans are not subject to claims of the City's creditors. The start-up contribution for employees will be based on their accumulated sick leave hours in excess of 160 hours at their prevailing pay rate, upon the completion of ten (10) years of service to the City. Thereafter, annual contributions will be made to each employee's account for their unused sick leave hours in excess of 160 hours on June 30th of each fiscal year at the employees' prevailing pay rate. Upon separation from employment, the City will make a final contribution on behalf of the employee equivalent to all the unused sick leave balance of the employee at the employee's prevailing pay rate at the time of separation. The City also contributes $5,000 on behalf of each participant, upon completion of ten years of service and annually thereafter on the participant's employment anniversary date as long as the individual is an employee with the City. The $5,000 City contributions cease after termination or retirement of the employee. In the fiscal year ended June 30, 2025, the City contributed $30,000 to the RHS Plan.

n) Pensions

For purposes of measuring the net pension liability and deferred outflows/inflows of resources related to pensions, and pension expense, information about the fiduciary net position of the City's California Public Employees' Retirement System (CalPERS) plans (Plans) and additions to/deductions from the Plans' fiduciary net position have been determined on the same basis as they are reported by CalPERS. For this purpose, benefit payments (including refunds of employee contributions) are recognized when due and payable in accordance with the benefit terms. Investments are reported at fair value.

o) Use of Estimates

The preparation of the basic financial statements in accordance with accounting principles generally accepted in the United States of America, as prescribed by the GASB, requires management to make assumptions that affect the reported amounts of assets, deferred outflows of resources, liabilities, and deferred inflows of resources and disclosure of contingent assets and liabilities at the date of the financial statements and the reported amounts of revenues and expenses/expenditures during the reporting period. Actual results could differ from those estimates.

Note 2 - Cash and Investments

The City maintains a cash and investment pool that is available for use by all funds. Cash and investments at June 30, 2025, are reported in the accompanying financial statements as follows:

Statement of Net Position:		
Cash and investments		$ 31,060,364
Total cash and investments		$ 31,060,364

Cash and investments at June 30, 2025, consisted of the following:

Cash on hand		$ 500
Pooled deposits:		
Demand deposits	$ 9,765,329	
Total pooled deposits		9,765,329
Pooled investments:		
Local Agency Investment Fund	98,009	
CalTRUST Short-Term Investment Fund		
CalTRUST Money Market Mutual Fund	21,196,526	
Total pooled investments and deposits		21,294,535
Total cash and investments		$ 31,060,364

The City follows the practice of pooling cash and investments of all funds, except for funds required to be held by fiscal agents under provisions of bond indentures, including investment policy considerations. Interest income earned on pooled cash and investments is allocated quarterly to the various funds based on quarterly cash and investment balances. Interest income from cash and investments with fiscal agents is credited directly to the related fund.

Authorized Investments

Under the provision of the City's investment policy, and in accordance with Section 53601 of the California Government Code, the City may invest in the following types of investments.

Diversification By Investments	Maximum Percent of Portfolio
U.S. Treasury Obligations (bills, notes and bonds)	50%
Certificates of Deposit (CDs) Commercial Banks	50%
Certificates of Deposit (CDs) Savings and Loan	25%
State Treasurer's Local Agency Investment Fund	100%
CalTRUST	100%
Overnight investment accounts managed by City's primary bank	50%
Commercial Paper	10%
Banker's Acceptances	15%
Money Market Mutual Funds	15%

Diversification By Institution/Issuer	Maximum Percent of Portfolio
Certificates of Deposit (CDs) Commercial Banks	25%
Certificates of Deposit (CDs) Savings and Loan	$250,000 maximum

The maximum maturity for all investments listed above is 1 year with the exception of commercial paper and Prime Banker's Acceptances for which the maximum maturity is 180 days and 270 days, respectively.

Investments Authorized by Debt Agreements

The above investments do not address investment of debt proceeds held by a bond trustee. Investments of debt proceeds held by a bond trustee are governed by provisions of the debt agreements, rather than the general provisions of the California Government Code.

Interest Rate Risk

Interest rate risk is the risk that changes in market interest rates will adversely affect the fair value of an investment. Generally, the longer the maturity of an investment, the greater the sensitivity of its fair value to changes in market interest rates.

The City has a formal investment policy that limits investment maturities as a means of managing its exposure to fair value losses arising from interest rates. The City limits the investment maturities for operating funds to be scheduled to coincide with projected cash flow needs, taking into account large routine expenditures as well as considering sizable blocks of anticipated revenue. The City has elected the specific identification method to present the investment maturities as follows.

Investment Type	6 Months or less	Fair Value
Local Agency Investment Fund	$ 98,009	$ 98,009
CalTRUST Money Market Mutual Fund	21,196,526	21,196,526
Total	$ 21,294,535	$ 21,294,535

Credit Risk

Generally, credit risk is the risk that an issuer of an investment will not fulfill its obligation to the holder of the investment. This is measured by the assignment of a rating by a nationally recognized statistical rating organization. The City's minimum legal rating for Money Market Mutual Funds is AAA. There is no minimum legal rating applicable for investments in the Local Agency Investment Fund and the City has no minimum legal rating for investments in CalTRUST. As of June 30, 2025, the City's investment in the Local Agency Investment Fund has not been rated by a nationally recognized statistical rating organization.

Concentration of Credit Risk

Concentration credit risk is the heightened risk of potential loss when investments are concentrated in one issuer. As of June 30, 2025, other than the State Treasurer's Local Agency Investment Fund and the CalTRUST Money Market Mutual Fund, the City had no investments concentrated in one issuer which exceeded 5% of total investments.

Custodial Credit Risk

The custodial credit risk for deposits is the risk that, in the event of the failure of a depository financial institution, a government will not be able to recover deposits or will not be able to recover collateral securities that are in the possession of an outside party. The custodial credit risk for investments is the risk that, in the event of the failure of the counterparty to a transaction, a government will not be able to recover the value of investment or collateral securities that are in the possession of an outside party.

The California Government Code requires California banks and savings and loan associations to secure a city's deposits by pledging government securities with a fair value of 110% of a city's deposits. California law also allows financial institutions to secure a city's deposits by pledging first trust deed mortgage notes having a fair value of 150% of a city's total deposits. The collateral for deposits in federal and state-chartered banks is held in safekeeping by an authorized Agent of Depository recognized by the State of California Department of Banking. The collateral for deposits with savings and loan associations is generally held in safekeeping by the Federal Home Loan Bank in San Francisco, California as an Agent of Depository. These securities are physically held in an undivided pool for all California public agency depositors. Under Government Code Section 53655, the placement of securities by a bank or savings and loan association with an "Agent of Depository" has the effect of perfecting the security interest in the name of the local governmental agency. Accordingly, all collateral held by California Agents of Depository are considered to be held for, and in the name of, the local governmental agency.

As of June 30, 2025, none of the City's deposits with financial institutions in excess of federal depository insurance limits were held in uncollateralized accounts.

For investments identified herein as held by bond trustee, the bond trustee selects the investment under the terms of the applicable trust agreement acquires the investment, and holds the investment on behalf of the reporting government.

Investment in State Treasurer's Local Agency Investment Fund

The City is a voluntary participant in the State Treasurer's Local Agency Investment Fund that is regulated by the California Government Code under the oversight of the Treasurer of the State of California. The fair value of the City's investment in this pool is reported in the accompanying financial statements at amounts based upon the City's pro rata share of the fair value provided by State Treasurer's Local Agency Investment Fund for the entire State Treasurer's Local Agency Investment Fund portfolio (in relation to the amortized cost of that portfolio). The balance available for withdrawal is based on the accounting records maintained by State Treasurer's Local Agency Investment Fund, which are recorded on an amortized cost basis. The Local Agency Investment Fund is not registered with the Securities Exchange Commission and not rated.

Investment in CalTRUST Investment Pool:

CalTRUST is a Joint Powers Agency Authority created by local public agencies to provide a convenient method for local public agencies to voluntarily pool their assets for investment purposes. CalTRUST is governed by a Board of Trustees made up of experienced local agency treasurers and investment officers. The Board sets overall policies for the program and selects and supervises the activities of the investment manager and other agents. CalTRUST maintains and administers four pooled accounts within the program: Government Fund, Money Market, Short-Term, and Medium-Term. The Government Fund and Money Market accounts permit daily transactions, with same-day liquidity (provided redemption requests are received by 1:00 p.m. Pacific time), with no limit on the amount of funds that may be invested. The Short-Term account permits an unlimited number of transactions per month (with prior day notice), with no limit on the amount of funds that may be invested. The Medium-Term account permits investments, withdrawals and transfers once per month, with five days advance notice. All CalTRUST accounts comply with the limits and restrictions placed on local agency investments by the California Government Code. CalTRUST imposes a $250,000 minimum investment; however, there is no maximum limit.

The fair value of the City's investment in this pool is reported in the accompanying financial statements at amounts based upon the City's percentage interest of the fair value provided by CalTRUST for the CalTRUST accounts (in relation to the amortized cost of that portfolio). The balance available for withdrawal is based on the accounting records maintained by CalTRUST.

Fair Value Measurements

The City categorizes its fair value measurement within the fair value hierarchy established by generally accepted accounting principles. The hierarchy is based on the valuation inputs used to measure the fair value of the assets. Level 1 inputs are quoted prices in active markets for identical assets, Level 2 inputs are quoted prices for similar assets in active markets, and Level 3 inputs are significant unobservable inputs.

Amounts invested in the Local Agency Investment Fund and CalTRUST Money Market Mutual Funds are not subject to fair value measurements. Deposits and withdrawals are made on the basis of $1 and not at fair value.

Note 3 - Due From/To Other Funds

Interfund receivables and payables at June 30, 2025, were as follows.

Funds	Due From Other Funds	Due To Other Funds
Major Governmental:		
General	$ 252,775	$ 443
Non-major Governmental:		
CDBG Special Revenue	-	252,775
CASp Special Revenue	443	-
Total	$ 253,218	$ 253,218

Outstanding balances at the end of the fiscal year between funds are reported as "due to/from other funds". These balances are the result primarily from the short-term negative cash balance in the CDBG Special Revenue Fund due to outstanding grants reimbursement and the General Fund's outstanding transfer to the CASp Special Revenue Fund for fees retained for City use.

Note 4 - Transfers In and Out

Transfers in and out for the fiscal year ended June 30, 2025, are as follows:

Paying Fund	Transfers Out	Receiving Fund	Transfers In
Major Governmental:		Major Governmental:	
General	$ 3,334,656	General	$ 944,176
		Capital Projects	6,886,374
Total major governmental	3,334,656		
		Total major governmental	7,830,550
Non-major Governmental:		Non-major Governmental:	
Gas Tax Special Revenue	1,424,312	Public Art Special Revenue Fund	367,085
Measure M2 Special Revenue	200,000	Senior Mobility Program Special Revenue	8,707
SB1 RMRA Special Revenue	1,300,000		
CARITS Special Revenue Fund	101,264	Total non-major governmental	375,792
CDBG Special Revenue	275,000		
Park In-Lieu Special Revenue	259,849		
Public Art VALH MGP Special Revenue Fund	367,085		
State COPS / SLESF Special Revenue	151,000		
Debt Service Fund	793,176		
Total non-major governmental	4,871,686		
Total	$ 8,206,342	Total	$ 8,206,342

The General Fund transferred $3,325,949 to the Capital Projects Fund for the funding of capital improvement project (CIP) expenses. Funding of eligible CIP costs transferred to the Capital Projects Fund also included $1,424,312 from the Gas Tax Special Revenue Fund, $1,300,000 from the SB1 RMRA Special Revenue Fund, $200,000 from the Measure M2 Special Revenue Fund, $101,264 from the CARITS Special Revenue Fund, $275,000 from the CDBG Special Revenue Fund, and $259,849 from the Park In-Lieu Special Revenue Fund.

Transfers from the State COPS/SLESF Special Revenue Fund in the amount of $151,000 to the General Fund were to cover partial law enforcement contract costs.

Transfers from the Debt Service Fund in the amount of $793,176 to the General Fund were to close out the fund, moving the excess funds earned upon the final payment of the 2010 COP.

The Public Art (VALH) Special Revenue Fund was closed out during the fiscal year into the Public Art Special Revenue Fund, resulting in a transfer of $367,085.

Transfers from the General Fund were to provide the required 20% match for the Senior Mobility Program primarily funded by OCTA in the amount of $8,707.

Note 5 - Capital Assets

Capital asset activity for the fiscal year ended June 30, 2025, was as follows:

	Balance at July 1, 2024	Additions	Deletions	Ending June 30, 2025
Governmental activities:				
Land	$ 17,955,354	$ -	$ -	$ 17,955,354
Rights of way / easements	2,854,182	-	-	2,854,182
Construction in progress	15,000	270,646	-	285,646
Total cost of non-depreciable assets	20,824,536	270,646	-	21,095,182
Buildings and improvements	14,577,368	-	-	14,577,368
Machinery and equipment	2,732,462	148,660	(49,934)	2,831,188
Land improvements	26,347,918	-	-	26,347,918
Infrastructure	102,312,891	-	-	102,312,891
Total cost of depreciable assets	145,970,639	148,660	(49,934)	146,069,365
Less accumulated depreciation for:				
Buildings and improvements	(13,534,808)	(69,950)	-	(13,604,758)
Machinery and equipment	(2,332,903)	(75,872)	49,934	(2,358,841)
Land improvements	(25,230,614)	(162,709)	-	(25,393,323)
Infrastructure	(50,029,085)	(1,750,705)	-	(51,779,790)
Total accumulated depreciation	(91,127,410)	(2,059,236)	49,934	(93,136,712)
Net depreciable assets	54,843,229	(1,910,576)	-	52,932,653
Total capital assets, net	$ 75,667,765	$ (1,639,930)	$ -	$ 74,027,835
Business-type activity:				
Land	$ 2,855,425	$ -	$ -	$ 2,855,425
Total cost of non-depreciable assets	2,855,425	-	-	2,855,425
Buildings and improvements	15,458,479	73,182	-	15,531,661
Total cost of depreciable assets	15,458,479	73,182	-	15,531,661
Less accumulated depreciation for:				
Buildings and improvements	(13,711,373)	(596,361)	-	(14,307,734)
Total accumulated depreciation	(13,711,373)	(596,361)	-	(14,307,734)
Net depreciable assets	1,747,106	(523,179)	-	1,223,927
Total capital assets, net	$ 4,602,531	$ (523,179)	$ -	$ 4,079,352

Depreciation expense was charged in the following functions in the Statement of Activities:

Governmental Activities:	
General government	$ 23,486
Public works	1,797,186
Community services	232,031
Public safety	6,533
	2,059,236
Business-type Activity:	
Property leasing	596,361
Total	$ 2,655,597

Note 6 - Long-term Liabilities

Long-term liability activity for the fiscal year ended June 30, 2025, was as follows:

Governmental Activities:

	Balance at July 1, 2024	Additions	Reductions	Balance at June 30, 2025	Amounts Due in One Year
Certificates of Participation:					
2010 COP	$ 375,000	$ -	$ (375,000)	$ -	$ -
Unamortized premium	46,932	-	(46,932)	-	-
Total Certificates of Participation	421,932	-	(421,932)	-	-
Direct Borrowings:					
Edison	131,524	-	(50,342)	81,182	49,811
SDGE	28,620	-	(8,859)	19,761	8,859
Other Liabilities:					
Compensated absences*	261,376	125,157	-	386,533	221,784
Total other liabilities	421,520	125,157	(59,201)	487,476	280,454
Total	$ 843,452	$ 125,157	$ (481,133)	$ 487,476	$ 280,454

* The rollfoward only represents the net change in the compensated absences liability.

Typically, the City liquidates its certificates of participation and direct borrowings with General Fund resources.

2010 Certificates of Participation

On January 26, 2010, the City (through the City's blended component unit the Corporation) issued $17,190,000 of Certificates of Participation (COPs). Proceeds from the sale were placed in an irrevocable trust that was used to service the future debt requirements of the 2001 and 2003 Certificates of Participation. There are no amounts outstanding on the defeased COPs.

The 2010 COPs were direct obligations and pledge the full faith and credit of the City of Laguna Hills. The certificates were executed and delivered under the provisions of the Trust Agreement by and among The Bank of New York Mellon Trust Company, N.A, as trustee. The City is required under the Agreement to make rental payments each 15th day of the month immediately preceding each February 1st and August 1st from any source of available funds in an amount sufficient to pay the annual principal and interest due with respect to the Certificates.

The Serial bonds matured in annual installments ranging from $345,000 to $1,670,000, commencing February 1, 2011 and ending February 1, 2025. Interest accrues at rates between 4.00% and 5.00% and is payable semiannually.

The COPs were subject to federal arbitrage regulations. The City calculated no arbitrage rebate due.

The COPs required a reserve in an amount that is the least of (1) 125% of the average annual lease payments, (2) 10% of the original proceeds, or (3) maximum annual lease payments. This reserve at June 30, 2025 was $0 as the COPs were fully paid off as of June 30, 2025.

Direct Borrowings:

Southern California Edison On-Bill Financing Program

In fiscal year 2016-2017, the City approved the installation of energy-efficient LED streets lights in areas of the City. The project was partially funded through Southern California Edison's On-Bill Financing Program. Through this program, the City received zero percent financing for approved energy reduction projects for $471,344. Since each individual item is below the City's capitalization policy, there are no amounts recorded as capital assets for these purchases. The costs are repaid from energy savings over a period of up to ten years. The unpaid balance as of June 30, 2025 was $81,182.

The annual debt service requirements are as follows:

Year Ending June 30:	Principal
2026	$ 49,811
2027	30,404
2028	967
Total	$ 81,182

San Diego Gas & Electric On-Bill Financing Program

In fiscal year 2017-2018, the City approved the installation of energy-efficient LED streets lights in areas of the City. The project was partially funded through San Diego Gas & Electric's On-Bill Financing Program. Through this program, the City received zero percent financing for approved energy reduction projects for $287. Since each individual item is below the City's capitalization policy, there are no amounts recorded as capital assets for these purchases. The costs are repaid from energy savings over a period of up to ten years. The unpaid balance as of June 30, 2025 was $19,761. The annual debt service requirements are as follows:

Year Ending June 30:	Principal
2026	$ 8,859
2027	7,871
2028	3,031
Total	$ 19,761

Note 7 - Liability, Workers' Compensation, and Purchased Insurance

a) Description of Self-Insurance Pool Pursuant to Joint Powers Agreement

The City is a member of the California Joint Powers Insurance Authority (Authority). The Authority is composed of 126 California public entities and is organized under a joint powers agreement pursuant to California Government Code §6500 et seq. The purpose of the Authority is to arrange and administer programs for the pooling of self-insured losses, to purchase excess insurance or reinsurance, and to arrange for group purchased insurance for property and other lines of coverage. The Authority began covering claims of its members in 1978. Each member government has an elected official as its representative on the Board of Directors. The Board operates through a nine-member Executive Committee.

b) Primary Self-Insurance Programs of the Authority

Each member pays an annual contribution at the beginning of the coverage period. The total funding requirement for primary self-insurance programs is based on an actuarial analysis. Costs are allocated to individual agencies based on payroll and claims history, relative to other members of the risk-sharing pool.

Primary Liability Program

Claims are pooled separately between police and general government exposures. (1) The payroll of each member is evaluated relative to the payroll of other members. A variable credibility factor is determined for each member, which establishes the weight applied to payroll and the weight applied to losses within the formula. (2) The first layer of losses includes incurred costs up to $100,000 for each occurrence and is evaluated as a percentage of the pool's total incurred costs within the first layer. (3) The second layer of losses includes incurred costs from $100,000 to $500,000 for each occurrence and is evaluated as a percentage of the pool's total incurred costs within the second layer. (4) Incurred costs from $500,000 to $50 million, are distributed based on the outcome of cost allocation within the first and second loss layers.

The overall coverage limit for each member, including all layers of coverage, is $50 million per occurrence. Subsidence losses also have a $50 million per occurrence limit. The coverage structure is composed of a combination of pooled self-insurance, reinsurance, and excess insurance. Additional information concerning the coverage structure is available on the Authority's website: https://cjpia.org/coverage/risk-sharing-pools/.

Primary Workers' Compensation Program

Claims are pooled separately between public safety (police and fire) and general government exposures. (1) The payroll of each member is evaluated relative to the payroll of other members. A variable credibility factor is determined for each member, which establishes the weight applied to payroll and the weight applied to losses within the formula. (2) The first layer of losses includes incurred costs up to $75,000 for each occurrence and is evaluated as a percentage of the pool's total incurred costs within the first layer. (3) The second layer of losses includes incurred costs from $75,000 to $200,000 for each occurrence and is evaluated as a percentage of the pool's total incurred costs within the second layer. (4) Incurred costs from $200,000 to statutory limits are distributed based on the outcome of cost allocation within the first and second loss layers.

For 2024-25 the Authority's pooled retention is $1 million per occurrence, with reinsurance to statutory limits under California Workers' Compensation Law. Employer's Liability losses are pooled among members to $1 million. Coverage from $1 million to $5 million is purchased through reinsurance policies, and Employer's Liability losses from $5 million to $10 million are pooled among members.

c) Purchased Insurance

Pollution Legal Liability Insurance

The City participates in the pollution legal liability insurance program which is available through the Authority. The policy covers sudden and gradual pollution of scheduled property, streets, and storm drains owned by the City. Coverage is on a claims-made basis. There is a $250,000 deductible. The Authority has an aggregate limit of $5 million.

Property Insurance

The City participates in the all-risk property protection program of the Authority. This insurance protection is underwritten by several insurance companies. City property is currently insured according to a schedule of covered property submitted by the City to the Authority. City property currently has all-risk property insurance protection in the amount of $76,582,785. There is a $10,000 deductible per occurrence except for non-emergency vehicle insurance which has a $2,500 deductible.

Earthquake and Flood Insurance

The City purchases earthquake and flood insurance on a portion of its property. The earthquake insurance is part of the property protection insurance program of the Authority. City property currently has earthquake protection in the amount of $62,294,301. There is a deductible of 5% per unit of value with a minimum deductible of $100,000.

d) Adequacy of Protection

During the past three fiscal years, none of the above programs of protection experienced settlements or judgments that exceeded pooled or insured coverage. There were also no significant reductions in pooled or insured liability coverage in 2024-25.

The following is a list of the allocation of risk coverage for the City as of June 30, 2025, taking in to account the City's self-insurance portion, if any.

Claims Liability

In the financial statements prepared using the economic resources measurement focus, authoritative standards require that the liability for claims and the corresponding expense should be recognized in the period in which the underlying event occurs. In previous years, the City's liability resulted from outstanding unallocated loss adjustment expenses (ULAE) representing the amount that will be paid out in claims as well as the expenses associated with processing of those claims. The City's third-party administrator provided the data on estimated claim liabilities (paid and reserves). As of July 1, 2023, the City changed its insurance to the Authority noted above, and no longer has a self-insurance portion. The City paid out the remaining claims from the prior year as of June 30, 2024. As of June 30, 2025, the estimated outstanding ULAE was $0.

The following is a summary of the changes in the claims liability for the last two fiscal years:

Fiscal Year Ending June 30,	FY 2024/25	FY 2023/24
Claims payable, beginning	$ -	$ 111,802
Claims and changes in estimate	-	(63,358)
Claims payments	-	(48,444)
Claims payable, ending	$ -	$ -

Note 8 - Pension Plans

a) General Information about the Pension Plans

Plan Descriptions

All qualified permanent and probationary employees are eligible to participate in the City's Miscellaneous Employee Pension Plans, cost-sharing multiple employer defined benefit pension plans administered by the California Public Employees' Retirement System (CalPERS). Benefit provisions under the Plans are established by State statute and City resolution. CalPERS issues publicly available reports that include a full description of the pension plans regarding benefit provisions, assumptions and membership information that can be found on the CalPERS website.

Benefits Provided

CalPERS provides service retirement and disability benefits, annual cost of living adjustments and death benefits to plan members, who must be public employees and beneficiaries. Benefits are based on years of credited service, equal to one year of full-time employment. Members with five years of total service are eligible to retire at age 50 and 52 with statutorily reduced benefits for Tier I and PEPRA, respectively. All members are eligible for non-industrial disability benefits after 5 years of service. The death benefit is one of the following: the Basic Death Benefit, the 1957 Survivor Benefit, or the Optional Settlement 2W Death Benefit. The cost of living adjustments for each plan are applied as specified by the Public Employees' Retirement Law.

The Plans' provisions and benefits in effect at the measurement period ending June 30, 2024, are summarized as follows:

	Miscellaneous Plan	
Hire date	Tier 1 Prior to January 1, 2013	PEPRA On or After January 1, 2013
Benefit formula	2% @ 60	2% @ 62
Benefit vesting schedule	5 years service	5 years service
Benefit payments	monthly for life	monthly for life
Retirement age	50 - 63	52 - 67
Monthly benefits, as a % of eligible compensation	1.092% to 2.418%	1.0% - 2.5%
Required employee contribution rates	7.0%	8.25%
Required employer contribution rates:		
Normal cost rate	11.49%	8.18%
Payments of unfunded liability	$ 458,509	$ 4,182

Contributions

Section 20814(c) of the California Public Employees' Retirement Law requires that the employer contribution rates for all public employers are determined on an annual basis by the actuary and shall be effective on the July 1 following notice of a change in the rate. The total plan contributions are determined through CalPERS' annual actuarial valuation process. The actuarially determined rate is the estimated amount necessary to finance the costs of benefits earned by employees during the year, with an additional amount to finance any unfunded accrued liability. The City is required to contribute the difference between the actuarially determined rate and the contribution rate of employees. City contribution rates may change if plan contracts are amended. Payments made by the employer to satisfy contribution requirements that are identified by the pension plan terms as plan member contributions requirements are classified as plan member contributions. For the period ended June 30, 2025, City contributions was $807,832.

Typically, the City liquidates its net pension liability with General Fund resources.

b) Pension Liabilities, Pension Expenses and Deferred Outflows/Inflows of Resources Related to Pensions

As of June 30, 2025, the City reported net pension liabilities for its proportionate share of the net pension liability of all Plans as follows:

	Proportionate Share of Net Pension Liability
Miscellaneous	$ 6,177,535

The City's net pension liability for the Plan is measured as the proportionate share of the net pension liability. The net pension liability of the Plan is measured as of June 30, 2024, and the total pension liability for the Plan used to calculate the net pension liability was determined by an actuarial valuation as of June 30, 2023. The City's proportionate share of the net pension liability was based on a projection of the City's long-term share of contributions to the pension plans relative to the projected contributions of all participating employers, actuarially determined.

The City's proportionate share of the net pension liability for all Plans as of the measurement dates ended June 30, 2023 and 2024 was as follows:

	Miscellaneous
Proportion - June 30, 2023	0.12379%
Proportion - June 30, 2024	0.12772%
Change - Increase (Decrease)	0.00393%

For the year ended June 30, 2025, the City recognized pension expense of $1,370,153. At June 30, 2025, (measurement period ending June 30, 2024), the City reported deferred outflows of resources and deferred inflows of resources related to pensions from the following sources:

	Deferred Outflows of Resources	Deferred Inflows of Resources
Pension contributions subsequent to measurement date	$ 807,832	$ -
Differences between expected and actual experience	534,105	20,840
Change in assumptions	158,775	-
Differences between the employer's contributions and the employer's proportionate share of contributions	-	245,228
Change in employer's proportion	236,362	-
Net differences between projected and actual earnings on plan investments	355,633	-
Total	$ 2,092,707	$ 266,068

Deferred outflows of resources related to contributions subsequent to the measurement date of $807,832 will be recognized as a reduction of the net pension liability in the year ending June 30, 2026. Other amounts reported as deferred outflows of resources and deferred inflows of resources related to pensions will be recognized as pension expense as follows:

Year Ending June 30,	Amount
2026	$ 373,742
2027	765,204
2028	1,732
2029	(121,871)
	$ 1,018,807

Actuarial Assumptions

The total pension liability for the June 30, 2024 measurement period was determined by an actuarial valuation as of June 30, 2023, with update procedures used to roll forward the total pension liability to June 30, 2024. The total pension liability was based on the following assumptions:

	Miscellaneous
Valuation Date	June 30, 2023
Measurement Date	June 30, 2024
Actuarial Cost Method	Entry-Age Normal Cost Method
Actuarial Assumptions:	
Discount Rate	6.90%
Inflation	2.30%
Salary Increases	(1)
Mortality Rate Table	(2)
Post Retirement Benefit Increase	(3)

(1) Varies by entry age and service.
(2) The mortality table used was developed based on CalPERS-specific data. The rates incorporate Generational Mortality to capture ongoing mortality improvement using 80% of Scale MP 2020 published by the Society of Actuaries. For more details, please refer to the 2021 experience study report that can be found on the CalPERS website.
(3) The less of contract COLA or 2.3% until Purchasing Power Protection Allowance Floor on Purchasing Power applies, 2.3% thereafter.

Long-term Expected Rate of Return

The long-term expected rate of return on pension plan investments was determined using a building-block method in which expected future real rates of return (expected returns, net of pension plan investment expense and inflation) are developed for each major asset class.

In determining the long-term expected rate of return, CalPERS took into account both short-term and long-term market return expectations as well as the expected pension fund cash flows. Using historical returns of all the funds' asset classes, expected compound (geometric) returns were calculated over the short-term (first 10 years) and the long-term (11+ years) using a building-block approach. Using the expected nominal returns for both short-term and long-term, the present value of benefits was calculated for each fund. The expected rate of return was set by calculating the rounded single equivalent expected return that arrived at the same present value of benefits for cash flows as the one calculated using both short-term and long-term returns. The expected rate of return was then set equal to the single equivalent rate calculated above and adjusted to account for assumed administrative expenses.

The expected real rates of return by asset class are as follows:

Asset Class	Assumed Asset Allocation	Real Return Years 1 - 10 (a) (b)
Global Equity - Cap-Weighted	30.00%	4.54%
Global Equity - Non-Cap-Weighted	12.00%	3.84%
Private Equity	13.00%	7.28%
Treasury	5.00%	0.27%
Mortgage-Backed Securities	5.00%	0.50%
Investment Grade Corporates	10.00%	1.56%
High Yield	5.00%	2.27%
Emerging Market Debt	5.00%	2.48%
Private Debt	5.00%	3.57%
Real Assets	15.00%	3.21%
Leverage	-5.00%	-0.59%
	100.0%	

(a) An expected inflation of 2.30% used for this period.
(b) Figures are based on the 2021-22 Asset Liability Management study.

Discount Rate

The discount rate used to measure the total pension liability was 6.90%. The projection of cash flows used to determine the discount rate assumed that contributions from plan members will be made at the current member contribution rates and that contributions from employers will be made at statutorily required rates, actuarially determined. Based on those assumptions, the Plan's fiduciary net position was projected to be available to make all projected future benefit payments of current plan members. Therefore, the long-term expected rate of return on plan investments was applied to all periods of projected benefit payments to determine the total pension liability.

Sensitivity of the Proportionate Share of the Net Pension Liability to Changes in the Discount Rate

The following presents the City's proportionate share of the net pension liability for each Plan, calculated using the discount rate for each Plan, as well as what the City's proportionate share of the net pension liability would be if it were calculated using a discount rate that is 1-percentage point lower or 1-percentage point higher than the current rate:

	Miscellaneous
1% Decrease	5.90%
Net Pension Liability	$ 9,878,886
Current Discount Rate	6.90%
Net Pension Liability	$ 6,177,535
1% Increase	7.90%
Net Pension Liability	$ 3,130,778

Pension Plans Fiduciary Net Position

Detailed information about each pension plan's fiduciary net position is available in the separately issued CalPERS financial reports.

c) Payable to the Pension Plans

At June 30, 2025, the City had no outstanding amount of contributions to the pension plans required for the year ended June 30, 2025.

Note 9 - Deferred Compensation

The City offers its employees two kinds of defined contribution deferred compensation plans. City contribution rates may change if plan contracts are amended.

One plan is created in accordance with Internal Revenue Code Section 457. This plan, available to all employees, permits them to defer annually up to a maximum of $23,000 for calendar year 2024 and $23,500 for calendar year 2025. This maximum deferred compensation is not available to employees until termination, retirement, death or unforeseeable emergency. Amounts accumulated under the plan have been invested in several investment options administered by independent third-party administrators at the direction of the employee. The assets of the plan are held in trust for the exclusive benefit of the plan participants and their beneficiaries, and the assets cannot be diverted to any other purpose. The Trustee's beneficial ownership of plan assets held in the MissionSquare Retirement is held for the further exclusive benefit of the plan participants and their beneficiaries. The plan permits loans, administered by the City, in accordance with approved loan guidelines. The City contributes 3.75% of the employee's compensation for part-time seasonal employees. There are no City contributions required for full-time and non-seasonal part-time employees. The City's total contributions for the fiscal year ended June 30, 2025 was $5,407.

The other Plan is a defined contribution plan created in accordance with Internal Revenue Code Section 401A. This Plan is available to all management staff regardless of years of service, and non-management employees who have reached a minimum of ten years of service with the City. The City is the sole contributor to this Plan and sets the contribution amount to each class of eligible employees. The contribution limit is in accordance with the prevailing IRS regulation, which is 3% for eligible non-management employees and 6.5% for eligible management employees. The City's total contributions for the fiscal year ended June 30, 2025 was $92,983. The assets of this Plan, held for the exclusive benefits of the Plan's participants and their beneficiaries, are administered by MissionSquare Retirement. Amounts accumulated under this Plan are self-directed by each participant.

Note 10 - Classification of Net Position and Governmental Fund Balances

Net Position is measured on the full accrual basis of accounting as compared to the concept of Fund Balance, which is measured on the modified accrual basis of accounting.

Net Position Classifications

Net Position is divided into three captions as described below:

Net Investment in Capital Assets describes the portion of Net Position which is represented by the current net book value of the City's capital assets, less outstanding balance of any debt issued to finance these capital assets.

Restricted describes the portion of Net Position which is restricted as to use by the terms and conditions of agreements with outside parties, governmental regulations, laws, or other restrictions which the City cannot unilaterally alter. Restricted net position is subject to constraints either by (1) externally imposed by creditors (such as debt covenants), grantors, contributors, or laws or regulation of other governments or (2) imposed by law through constitutional provisions or enabling legislation.

Unrestricted describes the portion of which is not restricted as to use.

Net Position Flow Assumption

Sometimes the City will fund outlays for a particular purpose from both restricted (e.g., restricted bond or grant proceeds) and unrestricted resources. In order to calculate the amounts to report as restricted - net position and unrestricted - net position in the government-wide and proprietary fund financial statements, a flow assumption must be made about the order in which the resources are considered to be applied.

It is the City's practice to consider restricted net position to have been depleted before unrestricted net position is applied.

Governmental Fund Balances Classifications

Fund Balances of the governmental funds are reported separately within classifications based on a hierarchy of constraints placed on the use of those resources. The classifications are based on the relative strength of the constraints that control how the specific amounts can be spent. The classifications are nonspendable, restricted, committed, assigned, and unassigned fund balance.

The *nonspendable* fund balance classification includes amounts that cannot be spent because they are either not in spendable form or are legally or contractually required to be maintained intact.

Restricted fund balances are those that have externally imposed restrictions on their usage by creditors, such as through debt covenants, grantors, contributors, or laws and regulations.

Committed fund balances are those constrained to specific purposes determined by a formal action (resolution) of the City's highest level of decision-making authority, the City Council. Commitments may be changed or lifted only by the City taking the same formal action that imposed the constraint originally. The City does not have any committed fund balances at June 30, 2025.

Assigned fund balances include amounts that are constrained by the City's intent to be used for specific purposes. The City Manager has the authority to assign the portion of the fund balance in the General Fund that are constrained by the City's intent to be used for reserves as established in the City's Financial Policy No. 105 Section G.

Unassigned fund balances include the residual balance for the City's General Fund and includes all spendable amounts not contained in other classifications. In other funds, the unassigned classification is used only to report a deficit balance resulting from overspending for specific purposes for which amounts had been restricted, committed or assigned.

When expenditures are incurred, the City's applies the most restrictive funds first; and then the City would use the appropriate funds in the following order: committed, assigned, and lastly unassigned amounts.

Fund balances are presented in the following categories: nonspendable, restricted, assigned, and unassigned. A detailed schedule of fund balances at June 30, 2025 is as follows:

	General Fund	Capital Projects Fund	Other Governmental Funds	Total
Nonspendable:				
Prepaid items	$ 284,567	$ -	$ 2,100	$ 286,667
Total	284,567	-	2,100	286,667
Restricted:				
Capital projects	-	-	6,166,531	6,166,531
Public works	-	-	879,279	879,279
Community services	-	-	291,102	291,102
Police services	-	-	88,901	88,901
Community development	-	-	37,149	37,149
Total	-	-	7,462,962	7,462,962
Assigned:				
Claims liability	161,300	-	-	161,300
Community Center and Sports Complex maintenance	112,962	-	-	112,962
Parks maintenance	309,213	-	-	309,213
Slopes/Storm Drain maintenance	29,097	-	-	29,097
Total	612,572	-	-	612,572
Unassigned	22,256,720	-	-	22,256,720
Total fund balances	$ 23,153,859	$ -	$ 7,465,062	$ 30,618,921

Note 11 - Joint Venture

Orange County Fire Authority

In January 1995, the City of Laguna Hills entered into a Joint Powers Agreement with the Cities of Buena Park, Cypress, Dana Point, Irvine, Laguna Niguel, Lake Forest, La Palma, Los Alamitos, Mission Viejo, Garden Grove, San Clemente, San Juan Capistrano, Seal Beach, Stanton, Tustin, Villa Park, and Yorba Linda and the County of Orange to create the Orange County Fire Authority (the Authority). Since the creation of the Authority, the Cities of Aliso Viejo, Laguna Woods, Rancho Santa Margarita, Santa Ana, and Westminster have joined the Authority as members eligible for protection services. The purpose of the Authority is to provide for mutual fire protection, prevention and suppression services and related and incidental services including, but not limited to, emergency medical and transport services, as well as providing facilities and personnel for such services. The effective date of formation was March 1, 1995. The Authority's governing board consists of one representative from each City and two from the County. The operations of the Authority are funded with structural fire fees collected by the County through the property tax roll for the unincorporated area and on behalf of all member Cities except for the Cities of Stanton, Tustin, San Clemente, Buena Park, Garden Grove, Santa Ana, Seal Beach and Westminster.

The County pays all structural fire fees it collects to the Authority. The Cities of Stanton, Tustin, San Clemente, Buena Park, Garden Grove, Santa Ana, Seal Beach and Westminster are considered "cash contract cities" and accordingly make cash contributions based on the Authority's annual budget. No determination has been made as to each participant's proportionate share of fund equity as of June 30, 2025. Upon dissolution of the Authority, all surplus money and property of the Authority will be conveyed or distributed to each member in proportion to all funds provided to the Authority by that member or by the County on behalf of that member during its membership.

Complete financial statements may be obtained from the Orange County Fire Authority, 1 Fire Authority Road, Irvine, California 92602.

Note 12 - Related Party Transactions

The City's enterprise fund consists of owning a piece of commercial real estate and leasing it to various entities. The total square footage of the building is 51,945. The City is a tenant using approximately 21,033 square feet of the building. The enterprise fund does not charge the City rent. The estimated annual rent for the space occupied by the City would be approximately $549,965.

Note 13 - Commitments and Contingencies

The City is occasionally a defendant in lawsuits which have arisen in the normal course of business. Damages are alleged in some of these actions and their outcome cannot be predicted with certainty. However, in the opinion of the City Attorney, the outcome of these actions will not have a material adverse effect on the financial position of the City.

The City participates in several federal and state grant programs. The programs are subject to examination by the granters and the amount, if any, of expenses which may be disallowed by the granting agency cannot be determined at this time. The City expects such amounts, if any, to be immaterial.

Note 14 - Leases

Governmental Activities/General Fund:

The City has accrued a receivable for four land leases. The remaining receivable for these leases was $497,651 for the year ended June 30, 2025. Deferred inflows related to these leases were $452,269 as of June 30, 2025. Interest revenue recognized on these leases was $16,776 for the year ended June 30, 2025. Principal receipts of $106,029 were recognized during the fiscal year. The interest rate on the leases is between 2.25% and 3.25%. Final receipt is expected in fiscal year 2038.

The future receipts on these leases are as follows:

Years Ending June 30,	Principal	Interest	Total
2026	$ 81,923	$ 14,239	$ 96,162
2027	84,728	12,231	96,959
2028	44,319	10,151	54,470
2029	28,711	9,069	37,780
2030	21,499	8,384	29,883
2031 - 2035	133,048	30,364	163,412
2036 - 2038	103,423	6,864	110,287
	$ 497,651	$ 91,302	$ 588,953

Business-Type Activities - Property Leasing:

The City has accrued a receivable for 13 building leases. The remaining receivable for these leases was $1,963,405 for the year ended June 30, 2025. Deferred inflows related to these leases were $1,849,493 as of June 30, 2025. Interest revenue recognized on these leases was $58,909 for the year ended June 30, 2025. Principal receipts of $349,987 were recognized during the fiscal year. The interest rate on the leases is between 1.25% and 4.71%. Final receipt is expected in fiscal year 2038.

The lease agreement call for payments that are partially variable and therefore were not included in lease receivable or deferred inflow of resources for leases. These variable payments are a result of the underlying lease measured not on a fixed rate, but rather variable due to the underlying payments derived from 1.18% through 5.83 percent of lessee's share of operating expense. A total of $231,510 was recognized as revenue from these variable payments for the year ended June 30, 2025.

The future receipts on these leases are as follows:

Years Ending June 30,	Principal	Interest	Total
2026	$ 325,235	$ 68,517	$ 393,752
2027	287,323	61,239	348,562
2028	229,431	48,017	277,448
2029	207,844	39,456	247,300
2030	137,500	34,332	171,832
2031 - 2035	632,767	91,411	724,178
2036 - 2038	143,305	6,183	149,488
	$ 1,963,405	$ 349,155	$ 2,312,560

Required Supplementary Information

This page intentionally left blank.

City of Laguna Hills, California

Schedule of Proportionate Share of the Net Pension Liability

Last Ten Fiscal Years

June 30, 2025

Fiscal year ended	June 30, 2025	June 30, 2024	June 30, 2023	June 30, 2022	June 30, 2021	June 30, 2020	June 30, 2019	June 30, 2018	June 30, 2017	June 30, 2016
Measurement period	June 30, 2024	June 30, 2023	June 30, 2022	June 30, 2021	June 30, 2020	June 30, 2019	June 30, 2018	June 30, 2017	June 30, 2016	June 30, 2015
Plan's proportion of the net pension liability	0.12772%	0.12379%	0.04848%	0.03594%	0.04120%	0.03899%	0.03658%	0.03641%	0.03413%	0.02851%
Plan's proportionate share of the net pension liability	$ 6,177,535	$ 6,189,773	$ 5,599,726	$ 1,943,651	$ 4,483,185	$ 3,995,763	$ 3,524,547	$ 3,610,550	$ 2,953,536	$ 1,956,617
Plan's covered payroll	$ 3,539,497	$ 3,142,833	$ 2,820,234	$ 2,968,115	$ 3,079,318	$ 2,978,329	$ 3,199,277	$ 3,197,331	$ 3,076,464	$ 3,093,576
Plan's proportionate share of the net pension liability as a percentage of covered payroll	174.53%	196.95%	198.56%	65.48%	145.59%	134.16%	110.17%	112.92%	96.00%	63.25%
Plan's fiduciary net position as a percentage of the Plan's total pension liability	78.08%	76.21%	88.29%	88.29%	75.10%	75.26%	75.26%	73.31%	74.06%	78.40%

Notes to Schedule:

Benefit Changes:

There were no changes in benefits.

Changes in Assumptions:

From fiscal year June 30, 2015 to June 30, 2016:

GASB 68, paragraph 68 states that the long-term expected rate of return should be determined net of pension plan investment expense but without reduction for pension plan administrative expense. The discount rate of 7.50% used for June 30, 2014 measurement date was net of administrative expenses. The discount rate of 7.65% used for the June 30, 2015 measure date is without reduction of pension plan administrative expense.

From fiscal year June 30, 2016 to June 30, 2017:

There were no changes in assumptions.

From fiscal year June 30, 2017 to June 30, 2018:

The discount rate was reduced from 7.65% to 7.15%.

From fiscal year June 30, 2018 to June 30, 2019:

There were no significant changes in assumptions.

From fiscal year June 30, 2019 to June 30, 2020:

There were no changes in assumptions.

From fiscal year June 30, 2020 to June 30, 2021:

There were no changes in assumptions.

From fiscal year June 30, 2021 to June 30, 2022:

There were no changes in assumptions.

From fiscal year June 30, 2022 to June 30, 2023:

The discount rate was reduced from 7.15% to 6.90%.

From fiscal year June 30, 2023 to June 30, 2024:

There were no changes in assumptions.

City of Laguna Hills, California
Schedule of Contributions
Last Ten Fiscal Years
June 30, 2025

Fiscal year ended	June 30, 2025	June 30, 2024	June 30, 2023	June 30, 2022	June 30, 2021	June 30, 2020	June 30, 2019	June 30, 2018	June 30, 2017	June 30, 2016
Contractually required contribution (actuarially determined)	$ 807,832	$ 713,171	$ 674,800	$ 587,229	$ 546,745	$ 488,471	$ 422,127	$ 378,900	$ 346,439	$ 308,768
Contributions in relation to the actuarially determined contribution	(807,832)	(713,171)	(674,800)	(587,229)	(546,745)	(488,471)	(422,127)	(378,900)	(346,439)	(308,768)
Contribution deficiency (excess)	$ -	$ -	$ -	$ -	$ -	$ -	$ -	$ -	$ -	$ -
Covered payroll	$ 3,500,214	$ 3,539,497	$ 3,142,833	$ 2,820,234	$ 2,968,115	$ 3,079,318	$ 2,978,329	$ 3,199,277	$ 3,197,331	$ 3,076,464
Contribution as a percentage of covered payroll	23.08%	20.15%	21.47%	20.82%	18.42%	15.86%	14.17%	11.84%	10.84%	10.04%

Notes to Schedule:

Valuation Date	6/30/2022	6/30/2021	6/30/2020	6/30/2019	6/30/2018	6/30/2017	6/30/2016	6/30/2015	6/30/2014	6/30/2013
Methods and Assumptions Used to Determine Contribution Rates:										
Actuarial cost method	Entry age	Entry age	Entry age	Entry age	Entry age	Entry age	Entry age	Entry age	Entry age	Entry age
Amortization method	(1)	(1)	(1)	(1)	(1)	(1)	(1)	(1)	(1)	(1)
Asset valuation method	Fair Value	Fair Value	Fair Value	Fair Value	Fair Value	Fair Value	Fair Value	Fair Value	Fair Value	Fair Value
Inflation	2.30%	2.30%	2.50%	2.50%	2.50%	2.625%	2.75%	2.75%	2.75%	2.75%
Salary increases	(2)	(2)	(2)	(2)	(2)	(2)	(2)	(2)	(2)	(2)
Investment rate of return	7.00 (3)	7.00 (3)	7.00 (3)	7.15 (3)	7.15 (3)	7.25 (3)	7.375% (3)	7.50% (3)	7.50% (3)	7.50% (3)
Retirement age	(4)	(4)	(4)	(4)	(4)	(4)	(4)	(4)	(4)	(4)
Mortality	(5)	(5)	(5)	(5)	(5)	(5)	(5)	(5)	(5)	(5)

(1) Level percentage of payroll, closed
(2) Depending on age, service, and type of employment
(3) Net of pension plan investment expense, including inflation
(4) 50 years (2%@60), 52 years (2%@62)**
(5) Mortality assumptions are based on mortality rates resulting from the most recent CalPERS Experience Study adopted by the CalPERS Board

	Budget Amounts		Actual Amounts	Variance with Final Budget Positive/ (Negative)
	Original	Final		
Revenues:				
Taxes	$ 22,664,573	$ 22,664,573	$ 22,775,171	$ 110,598
Licenses and permits	1,274,500	1,274,500	951,596	(322,904)
Intergovernmental	95,000	495,000	369,081	(125,919)
Charges for services	1,294,218	1,294,218	1,243,981	(50,237)
Fines and forfeitures	190,000	190,000	349,631	159,631
Investment income	892,500	892,500	1,038,308	145,808
Other revenues	50,000	50,000	171,509	121,509
Total revenues	26,460,791	26,860,791	26,899,277	38,486
Expenditures:				
Current:				
General government	4,205,596	4,685,199	4,202,465	482,734
Public works	5,880,014	6,141,302	5,482,910	658,392
Community development	1,555,309	1,704,746	1,395,472	309,274
Community services	2,588,280	2,597,808	2,471,849	125,959
Public safety	12,359,834	12,359,834	12,211,081	148,753
Capital outlay	207,700	365,184	300,425	64,759
Debt service:				
Principal retirement	90,000	90,000	59,201	30,799
Total expenditures	26,886,733	27,944,073	26,123,403	1,820,670
Excess (Deficiency) of Revenues Over (Under) Expenditures	(425,942)	(1,083,282)	775,874	1,859,156
Other Financing Sources (Uses):				
Transfers in	901,000	901,000	944,176	43,176
Transfers out	(310,000)	(5,159,041)	(3,334,656)	1,824,385
Total other financing sources (uses)	591,000	(4,258,041)	(2,390,480)	1,867,561
Net Change in Fund Balance	165,058	(5,341,323)	(1,614,606)	3,726,717
Fund Balance at Beginning of the Year	24,768,465	24,768,465	24,768,465	-
Fund Balance at End of the Year	$ 24,933,523	$ 19,427,142	$ 23,153,859	$ 3,726,717

See Note to Required Supplementary Information

Note 1 - Budgets and Budgetary Accounting

Budgets are adopted on a basis consistent with accounting principles generally accepted in the United States of America and are used as a management control device. The City Council approves the two-year budget submitted by the City Manager prior to the beginning of the new two-year budget cycle. The Council conducts public hearings prior to its adoption. All remaining appropriations in the Operating Budget will be carried over from the first year to the second year of the two-year budget period. The City Council has the legal authority to amend the budget at any time during the fiscal year. The City Manager has the authority to transfer budgeted amounts between funds and divisions as deemed necessary to meet the City's needs within the overall legal limit established by the City Council. The City maintains budgetary controls to ensure compliance with legal provisions embodied in the appropriated budget approved by the City Council. The level of budgetary control is total expenditures by fund. Formal budgetary integration is employed as a management control device during the fiscal year for the governmental fund types.

Biennial budgets are adopted for all governmental funds except for certain special revenue funds and capital projects funds, which adopt project length budgets.

The following funds had expenditures in excess of appropriations for the year ended June 30, 2025:

	Appropriations	Expenditures	Variance Positive (Negative)
Non-major Governmental			
Special Revenue Funds:			
CR&R Recycling Fee	$ 169,250	$ 179,117	$ (9,867)
SB 1383 Grant	-	83,383	(83,383)
Debt Service Fund	17,979	19,441	(1,462)

Supplementary Information

This page intentionally left blank.

Special Revenue Funds:

Gas Tax Fund - Used to account for revenues and expenditures for general street improvement maintenance related to the City's share of state gasoline taxes collected under Street and Highway Code, Sections 2103, 2105, 2106, 2107 and 2107.5.

Measure M2 Fund - Used to account for Measure M2 revenues from the Orange County Transportation Authority (OCTA) to be used for street improvement and transportation system maintenance.

Senate Bill 1 Road Maintenance and Rehabilitation Account (SB1 RMRA) Fund - Used to account for revenues received from the State SB1 taxes. Expenditures are restricted to basic road maintenance, rehabilitation, and critical safety projects.

AB 2766 Fund - Used to account for revenues and expenditures for air quality improvement. AB 2766 was enacted to authorize air pollution control districts to impose fees on motor vehicles.

Senior Mobility Program Fund - Used to account for revenues and expenditures related to help design and operate a transit program that best fits the needs of older adults under the OCTA Senior Mobility Program.

CARITS Fund - Used to account for revenues and expenditures related to the cooperative agreement with the County of Orange for Coastal Area Road Improvement and Traffic Signals (CARITS) fee program.

Community Development Block Grant Fund – Used to account for revenue and expenditures related to grant funding received from the County of Orange for the purpose of implementing and supporting the Community Development Block Grant (CDBG) program within the City.

Public Art Fund - Used to account for revenues and expenditures related to the City's Public Art program designed to enhance the cultural and aesthetic environment and to encourage creativity, education and appreciation of the arts.

Beverage Recycling Fund - Used to account for revenues and expenditures related to grant funding received from the California State Department of Conservation for the purpose of implementing and supporting beverage container recycling programs within the City.

CR&R Recycling Fee Fund - Used to account for contractual revenues received from the City's franchised hauler, CR&R, for the purposes of recycling consulting services and general recycling activity expenditures.

C & D Forfeited Deposits Fund - Used to account for Construction and Demolition Waste Recycling Program security deposits, which have been forfeited by the applicant, used for administration costs of the program, or on programs to divert the waste from construction, demolition and alteration projects from landfill disposal, or other recycling programs.

SB 1383 Grant Fund - Used to account for a one-time grant program meant to provide aid in the implementation of regulations adopted by CalRecycle pursuant to Chapter 395, Statutes of 2016 and SB170 Budget Act of 2021.

Park In-Lieu Fund - Used to account for revenues received and expenditures made related to park fees. The Quimby Act authorizes the City to require residential subdivisions to dedicate land for parks or pay fees in-lieu of dedication.

CASp Fund - (Certified Access Specialist Program) Used to account for revenues and expenditures related to Senate Bill 1186 funds that are to be used for disability access and compliance with construction-related accessibility requirements.

Water Conservation Fund - Used to account for revenues and expenditures related to water use efficiency and conservation programs.

Public Art Village at Laguna Hills (VALH) Merlone-Geier Partners (MGP) Fund - Used to account for revenues received and expenditures made related to the City's public art program designed to enhance the cultural and aesthetic environment and to encourage creativity, education and appreciation of the arts.

State Citizens' Options for Public Safety (COPS)/SLESF Fund - Used to account for revenues received and expenditures made for front line law enforcement services related to the allocations received through the State Supplemental Law Enforcement Services Fund (COPS)/SLESF program.

Debt Service Fund:

Debt Service Fund - Used to pay the City's debt service on its COP issue.

	Special Revenue Funds		
	Gas Tax	Measure M2	SB1 RMRA
Assets:			
Cash and investments	$ 822,142	$ 132,604	$ 961,242
Prepaid items	-	-	-
Due from other funds	-	-	-
Due from other governments	75,555	137,589	150,850
Total assets	$ 897,697	$ 270,193	$ 1,112,092
Liabilities, Deferred Inflows of Resources, and Fund Balances			
Liabilities:			
Accounts payable	$ -	$ 18,675	$ -
Due to other funds	-	-	-
Total liabilities	-	18,675	-
Deferred Inflows of Resources:			
Unavailable revenues	-	-	-
Total deferred inflows of resources	-	-	-
Fund Balances:			
Nonspendable	-	-	-
Restricted	897,697	251,518	1,112,092
Total fund balances	897,697	251,518	1,112,092
Total liabilities, deferred inflows of resources, and fund balances	$ 897,697	$ 270,193	$ 1,112,092

(Continued)

	Special Revenue Funds		
	AB 2766	Senior Mobility Program	CARITS
Assets:			
Cash and investments	$ 114,955	$ 291,298	$ 1,381,725
Prepaid items	-	-	-
Due from other funds	-	-	-
Due from other governments	10,552	9,262	-
Total assets	$ 125,507	$ 300,560	$ 1,381,725
Liabilities, Deferred Inflows of Resources, and Fund Balances			
Liabilities:			
Accounts payable	$ -	$ 9,458	$ 41,260
Due to other funds	-	-	-
Total liabilities	-	9,458	41,260
Deferred Inflows of Resources:			
Unavailable revenues	10,552	-	-
Total deferred inflows of resources	10,552	-	-
Fund Balances:			
Nonspendable	-	-	-
Restricted	114,955	291,102	1,340,465
Total fund balances	114,955	291,102	1,340,465
Total liabilities, deferred inflows of resources, and fund balances	$ 125,507	$ 300,560	$ 1,381,725

(Continued)

	Special Revenue Funds		
	CDBG	Public Art	Beverage Recycling
Assets:			
Cash and investments	$ -	$ 481,883	$ 13,706
Prepaid items	-	-	-
Due from other funds	-	-	-
Due from other governments	252,775	-	-
Total assets	$ 252,775	$ 481,883	$ 13,706
Liabilities, Deferred Inflows of Resources, and Fund Balances			
Liabilities:			
Accounts payable	$ -	$ -	$ -
Due to other funds	252,775	-	-
Total liabilities	252,775	-	-
Deferred Inflows of Resources:			
Unavailable revenues	-	-	-
Total deferred inflows of resources	-	-	-
Fund Balances:			
Nonspendable		-	-
Restricted	-	481,883	13,706
Total fund balances	-	481,883	13,706
Total liabilities, deferred inflows of resources, and fund balances	$ 252,775	$ 481,883	$ 13,706

(Continued)

	Special Revenue Funds		
	CR&R Recycling Fee	C & D Forfeited Deposits	SB 1383 Grant
Assets:			
Cash and investments	$ 92,703	$ 427,717	$ 22,714
Prepaid items	-	-	2,100
Due from other funds	-	-	-
Due from other governments	-	-	-
Total assets	$ 92,703	$ 427,717	$ 24,814
Liabilities, Deferred Inflows of Resources, and Fund Balances			
Liabilities:			
Accounts payable	$ 26,929	$ -	$ 17,105
Due to other funds	-	-	-
Total liabilities	26,929	-	17,105
Deferred Inflows of Resources:			
Unavailable revenues	-	-	-
Total deferred inflows of resources	-	-	-
Fund Balances:			
Nonspendable	-	-	2,100
Restricted	65,774	427,717	5,609
Total fund balances	65,774	427,717	7,709
Total liabilities, deferred inflows of resources, and fund balances	$ 92,703	$ 427,717	$ 24,814

(Continued)

	Special Revenue Funds		
	Park In-Lieu	CASp	Water Conservation
Assets:			
Cash and investments	$ 1,946,177	$ 36,706	$ 388,712
Prepaid items	-	-	-
Due from other funds	-	443	-
Due from other governments	-	-	-
Total assets	$ 1,946,177	$ 37,149	$ 388,712
Liabilities, Deferred Inflows of Resources, and Fund Balances			
Liabilities:			
Accounts payable	$ 495	$ -	$ -
Due to other funds	-	-	-
Total liabilities	495	-	-
Deferred Inflows of Resources:			
Unavailable revenues	-	-	-
Total deferred inflows of resources	-	-	-
Fund Balances:			
Nonspendable	-	-	-
Restricted	1,945,682	37,149	388,712
Total fund balances	1,945,682	37,149	388,712
Total liabilities, deferred inflows of resources, and fund balances	$ 1,946,177	$ 37,149	$ 388,712

(Continued)

	Special Revenue Funds		
	Public Art VALH MGP	State COPS/ SLESF	Debt Service
Assets:			
Cash and investments	$ -	$ 88,901	$ -
Prepaid items	-	-	-
Due from other funds	-	-	-
Due from other governments	-	101,537	-
Total assets	$ -	$ 190,438	$ -
Liabilities, Deferred Inflows of Resources, and Fund Balances			
Liabilities:			
Accounts payable	$ -	$ -	$ -
Due to other funds	-	-	-
Total liabilities	-	-	-
Deferred Inflows of Resources:			
Unavailable revenues	-	101,537	-
Total deferred inflows of resources	-	101,537	-
Fund Balances:			
Nonspendable	-	-	-
Restricted	-	88,901	-
Total fund balances	-	88,901	-
Total liabilities, deferred inflows of resources, and fund balances	$ -	$ 190,438	$ -

(Continued)

	Total Non-Major Governmental Funds
Assets:	
Cash and investments	$ 7,203,185
Prepaid items	2,100
Due from other funds	443
Due from other governments	738,120
Total assets	$ 7,943,848
Liabilities, Deferred Inflows of Resources, and Fund Balances	
Liabilities:	
Accounts payable	$ 113,922
Due to other funds	252,775
Total liabilities	366,697
Deferred Inflows of Resources:	
Unavailable revenues	112,089
Total deferred inflows of resources	112,089
Fund Balances:	
Nonspendable	2,100
Restricted	7,462,962
Total fund balances	7,465,062
Total liabilities, deferred inflows of resources, and fund balances	$ 7,943,848

This page intentionally left blank.

	Special Revenue Funds		
	Gas Tax	Measure M2	SB1 RMRA
Revenues:			
Licenses and permits	$ -	$ -	$ -
Intergovernmental	889,575	974,220	856,032
Investment income	64,390	1,694	71,033
Total revenues	953,965	975,914	927,065
Expenditures:			
Current:			
Public works	-	763,063	-
Community development	-	-	-
Community services	-	-	-
Capital outlay	-	-	-
Debt service:			
Principal retirement	-	-	-
Interest and fiscal charges	-	-	-
Total expenditures	-	763,063	-
Excess (deficiency) of revenues over (under) expenditures	953,965	212,851	927,065
Other Financing Sources (Uses):			
Transfers in	-	-	-
Transfers out	(1,424,312)	(200,000)	(1,300,000)
Total other financing sources (uses)	(1,424,312)	(200,000)	(1,300,000)
Net Change in Fund Balances	(470,347)	12,851	(372,935)
Fund Balances, Beginning of Year	1,368,044	238,667	1,485,027
Fund Balances, End of Year	$ 897,697	$ 251,518	$ 1,112,092

(Continued)

	Special Revenue Funds		
	AB 2766	Senior Mobility Program	CARITS
Revenues:			
Licenses and permits	$ -	$ -	$ -
Intergovernmental	40,125	51,855	-
Investment income	8,152	12,957	64,719
Total revenues	48,277	64,812	64,719
Expenditures:			
Current:			
Public works	-	-	-
Community development	-	-	-
Community services	-	43,533	-
Capital outlay	95,320	-	-
Debt service:			
Principal retirement	-	-	-
Interest and fiscal charges	-	-	-
Total expenditures	95,320	43,533	-
Excess (deficiency) of revenues over (under) expenditures	(47,043)	21,279	64,719
Other Financing Sources (Uses):			
Transfers in	-	8,707	-
Transfers out	-	-	(101,264)
Total other financing sources (uses)	-	8,707	(101,264)
Net Change in Fund Balances	(47,043)	29,986	(36,545)
Fund Balances, Beginning of Year	161,998	261,116	1,377,010
Fund Balances, End of Year	$ 114,955	$ 291,102	$ 1,340,465

(Continued)

	Special Revenue Funds		
	CDBG	Public Art	Beverage Recycling
Revenues:			
Licenses and permits	$ -	$ 21,813	$ -
Intergovernmental	350,000	-	7,901
Investment income	-	18,446	384
Total revenues	350,000	40,259	8,285
Expenditures:			
Current:			
Public works	-	-	384
Community development	75,000	-	-
Community services	-	-	-
Capital outlay	-	133,000	-
Debt service:			
Principal retirement	-	-	-
Interest and fiscal charges	-	-	-
Total expenditures	75,000	133,000	384
Excess (deficiency) of revenues over (under) expenditures	275,000	(92,741)	7,901
Other Financing Sources (Uses):			
Transfers in	-	367,085	-
Transfers out	(275,000)	-	-
Total other financing sources (uses)	(275,000)	367,085	-
Net Change in Fund Balances	-	274,344	7,901
Fund Balances, Beginning of Year	-	207,539	5,805
Fund Balances, End of Year	$ -	$ 481,883	$ 13,706

(Continued)

	Special Revenue Funds		
	CR&R Recycling Fee	C & D Forfeited Deposits	SB 1383 Grant
Revenues:			
Licenses and permits	$ -	$ 92,353	$ -
Intergovernmental	-	-	-
Investment income	7,550	16,807	3,202
Total revenues	7,550	109,160	3,202
Expenditures:			
Current:			
Public works	179,117	148	83,383
Community development	-	-	-
Community services	-	-	-
Capital outlay	-	-	-
Debt service:			
Principal retirement	-	-	-
Interest and fiscal charges	-	-	-
Total expenditures	179,117	148	83,383
Excess (deficiency) of revenues over (under) expenditures	(171,567)	109,012	(80,181)
Other Financing Sources (Uses):			
Transfers in	-	-	-
Transfers out	-	-	-
Total other financing sources (uses)	-	-	-
Net Change in Fund Balances	(171,567)	109,012	(80,181)
Fund Balances, Beginning of Year	237,341	318,705	87,890
Fund Balances, End of Year	$ 65,774	$ 427,717	$ 7,709

(Continued)

	Special Revenue Funds		
	Park In-Lieu	CASp	Water Conservation
Revenues:			
Licenses and permits	$ -	$ 1,595	$ -
Intergovernmental	-	-	-
Investment income	94,627	1,639	17,716
Total revenues	94,627	3,234	17,716
Expenditures:			
Current:			
Public works	-	-	-
Community development	-	-	-
Community services	-	-	-
Capital outlay	-	-	-
Debt service:			
Principal retirement	-	-	-
Interest and fiscal charges	-	-	-
Total expenditures	-	-	-
Excess (deficiency) of revenues over (under) expenditures	94,627	3,234	17,716
Other Financing Sources (Uses):			
Transfers in	-	-	-
Transfers out	(259,849)	-	-
Total other financing sources (uses)	(259,849)	-	-
Net Change in Fund Balances	(165,222)	3,234	17,716
Fund Balances, Beginning of Year	2,110,904	33,915	370,996
Fund Balances, End of Year	$ 1,945,682	$ 37,149	$ 388,712

(Continued)

	Special Revenue Funds		
	Public Art VALH MGP	State COPS/ SLESF	Debt Service
Revenues:			
Licenses and permits	$ -	$ -	$ -
Intergovernmental	-	194,663	-
Investment income	4,922	4,667	33,284
Total revenues	4,922	199,330	33,284
Expenditures:			
Current:			
Public works	-	-	-
Community development	-	-	-
Community services	-	-	-
Capital outlay	-	-	-
Debt service:			
Principal retirement	-	-	375,000
Interest and fiscal charges	-	-	19,441
Total expenditures	-	-	394,441
Excess (deficiency) of revenues over (under) expenditures	4,922	199,330	(361,157)
Other Financing Sources (Uses):			
Transfers in	-	-	-
Transfers out	(367,085)	(151,000)	(793,176)
Total other financing sources (uses)	(367,085)	(151,000)	(793,176)
Net Change in Fund Balances	(362,163)	48,330	(1,154,333)
Fund Balances, Beginning of Year	362,163	40,571	1,154,333
Fund Balances, End of Year	$ -	$ 88,901	$ -

(Continued)

	Total Non-Major Governmental Funds
Revenues:	
Licenses and permits	$ 115,761
Intergovernmental	3,364,371
Investment income	426,189
Total revenues	3,906,321
Expenditures:	
Current:	
Public works	1,026,095
Community development	75,000
Community services	43,533
Capital outlay	228,320
Debt service:	
Principal retirement	375,000
Interest and fiscal charges	19,441
Total expenditures	1,767,389
Excess (deficiency) of revenues over (under) expenditures	2,138,932
Other Financing Sources (Uses):	
Transfers in	375,792
Transfers out	(4,871,686)
Total other financing sources (uses)	(4,495,894)
Net Change in Fund Balances	(2,356,962)
Fund Balances, Beginning of Year	9,822,024
Fund Balances, End of Year	$ 7,465,062

This page intentionally left blank.

	Budget Amounts		Actual Amounts	Variance with Final Budget Positive/ (Negative)
	Original	Final		
Expenditures:				
Capital outlay	$ 450,000	$ 11,781,593	$ 6,886,374	$ 4,895,219
Excess (Deficiency) of Revenues Over (Under) Expenditures	(450,000)	(11,781,593)	(6,886,374)	4,895,219
Other Financing Sources (Uses):				
Transfers in	450,000	11,781,593	6,886,374	(4,895,219)
Net Change in Fund Balance	-	-	-	-
Fund Balance at Beginning of the Year	-	-	-	-
Fund Balance at End of the Year	$ -	$ -	$ -	$ -

	Budget Amounts		Actual Amounts	Variance with Final Budget Positive/ (Negative)
	Original	Final		
Revenues:				
Intergovernmental	$ 861,000	$ 861,000	$ 889,575	$ 28,575
Investment income	10,000	10,000	64,390	54,390
Total revenues	871,000	871,000	953,965	82,965
Excess (Deficiency) of Revenues Over (Under) Expenditures	871,000	871,000	953,965	82,965
Other Financing Sources (Uses):				
Transfers out	(150,000)	(1,574,312)	(1,424,312)	150,000
Total other financing sources (uses)	(150,000)	(1,574,312)	(1,424,312)	150,000
Net Change in Fund Balance	721,000	(703,312)	(470,347)	232,965
Fund Balance at Beginning of the Year	1,368,044	1,368,044	1,368,044	-
Fund Balance at End of the Year	$ 2,089,044	$ 664,732	$ 897,697	$ 232,965

	Budget Amounts		Actual Amounts	Variance with Final Budget Positive/ (Negative)
	Original	Final		
Revenues:				
Intergovernmental	$ 745,000	$ 745,000	$ 974,220	$ 229,220
Investment income	3,000	3,000	1,694	(1,306)
Total revenues	748,000	748,000	975,914	227,914
Expenditures:				
Current:				
Public works	765,000	765,000	763,063	1,937
Excess (Deficiency) of Revenues Over (Under) Expenditures	(17,000)	(17,000)	212,851	229,851
Other Financing Sources (Uses):				
Transfers out	-	(200,000)	(200,000)	-
Total other financing sources (uses)	-	(200,000)	(200,000)	-
Net Change in Fund Balance	(17,000)	(217,000)	12,851	229,851
Fund Balances, Beginning of Year	238,667	238,667	238,667	-
Fund Balance at End of the Year	$ 221,667	$ 21,667	$ 251,518	$ 229,851

	Budget Amounts		Actual Amounts	Variance with Final Budget Positive/ (Negative)
	Original	Final		
Revenues:				
Intergovernmental	$ 770,000	$ 770,000	$ 856,032	$ 86,032
Investment income	5,000	5,000	71,033	66,033
Total revenues	775,000	775,000	927,065	152,065
Excess (Deficiency) of Revenues Over (Under) Expenditures	775,000	775,000	927,065	152,065
Other Financing Sources (Uses):				
Transfers out	-	(1,300,000)	(1,300,000)	-
Net Change in Fund Balance	775,000	(525,000)	(372,935)	152,065
Fund Balance at Beginning of the Year	1,485,027	1,485,027	1,485,027	-
Fund Balance at End of the Year	$ 2,260,027	$ 960,027	$ 1,112,092	$ 152,065

	Budget Amounts		Actual Amounts	Variance with Final Budget Positive/ (Negative)
	Original	Final		
Revenues:				
Intergovernmental	$ 40,000	$ 40,000	$ 40,125	$ 125
Investment income	1,000	1,000	8,152	7,152
Total revenues	41,000	41,000	48,277	7,277
Expenditures:				
Capital outlay	60,000	95,811	95,320	491
Net Change in Fund Balance	(19,000)	(54,811)	(47,043)	7,768
Fund Balance at Beginning of the Year	161,998	161,998	161,998	-
Fund Balance at End of the Year	$ 142,998	$ 107,187	$ 114,955	$ 7,768

	Budget Amounts		Actual Amounts	Variance with Final Budget Positive/ (Negative)
	Original	Final		
Revenues:				
Intergovernmental	$ 55,275	$ 55,275	$ 51,855	$ (3,420)
Investment income	1,000	1,000	12,957	11,957
Total revenues	56,275	56,275	64,812	8,537
Expenditures:				
Current:				
Community services	49,900	49,900	43,533	6,367
Excess (Deficiency) of Revenues Over (Under) Expenditures	6,375	6,375	21,279	14,904
Other Financing Sources (Uses):				
Transfers in	10,000	10,000	8,707	(1,293)
Net Change in Fund Balance	16,375	16,375	29,986	13,611
Fund Balance at Beginning of the Year	261,116	261,116	261,116	-
Fund Balance at End of the Year	$ 277,491	$ 277,491	$ 291,102	$ 13,611

	Budget Amounts		Actual Amounts	Variance with Final Budget Positive/ (Negative)
	Original	Final		
Revenues:				
Investment income	$ 100	$ 100	$ 64,719	$ 64,619
Other Financing Sources (Uses):				
Transfers out	-	(1,278,544)	(101,264)	1,177,280
Net Change in Fund Balance	100	(1,278,444)	(36,545)	1,241,899
Fund Balance at Beginning of the Year	1,377,010	1,377,010	1,377,010	-
Fund Balance at End of the Year	$ 1,377,110	$ 98,566	$ 1,340,465	$ 1,241,899

	Budget Amounts		Actual Amounts	Variance with Final Budget Positive/ (Negative)
	Original	Final		
Revenues:				
Intergovernmental	$ -	$ 350,000	$ 350,000	$ -
Expenditures:				
Current:				
Community development	-	75,000	75,000	-
Excess (Deficiency) of Revenues Over (Under) Expenditures	-	275,000	275,000	-
Other Financing Sources (Uses):				
Transfers out	-	(275,000)	(275,000)	-
Net Change in Fund Balance	-	-	-	-
Fund Balance at Beginning of the Year	-	-	-	-
Fund Balance at End of the Year	$ -	$ -	$ -	$ -

	Budget Amounts		Actual Amounts	Variance with Final Budget Positive/ (Negative)
	Original	Final		
Revenues:				
Licenses and permits	$ -	$ -	$ 21,813	$ 21,813
Investment income	1,700	1,700	18,446	16,746
Total revenues	1,700	1,700	40,259	38,559
Expenditures:				
Capital outlay	-	442,000	133,000	309,000
Excess (Deficiency) of Revenues Over (Under) Expenditures	1,700	-	(92,741)	347,559
Other Financing Sources (Uses):				
Transfers in	-	367,085	367,085	-
Net Change in Fund Balance	1,700	367,085	274,344	347,559
Fund Balance at Beginning of the Year	207,539	207,539	207,539	-
Fund Balance at End of the Year	$ 209,239	$ 574,624	$ 481,883	$ 347,559

	Budget Amounts		Actual Amounts	Variance with Final Budget Positive/ (Negative)
	Original	Final		
Revenues:				
Intergovernmental	$ 9,000	$ 9,000	$ 7,901	$ (1,099)
Investment income	100	100	384	284
Total revenues	9,100	9,100	8,285	(815)
Expenditures:				
Current:				
Public works	9,624	9,624	384	9,240
Net Change in Fund Balance	(524)	(524)	7,901	8,425
Fund Balance at Beginning of the Year	5,805	5,805	5,805	-
Fund Balance at End of the Year	$ 5,281	$ 5,281	$ 13,706	$ 8,425

	Budget Amounts		Actual Amounts	Variance with Final Budget Positive/ (Negative)
	Original	Final		
Revenues:				
Investment income	$ 300	$ 300	$ 7,550	$ 7,250
Other revenue	150,000	150,000	-	(150,000)
Total revenues	150,300	150,300	7,550	(142,750)
Expenditures:				
Current:				
Public works	169,250	169,250	179,117	(9,867)
Net Change in Fund Balance	(18,950)	(18,950)	(171,567)	(152,617)
Fund Balance at Beginning of the Year	237,341	237,341	237,341	-
Fund Balance at End of the Year	$ 218,391	$ 218,391	$ 65,774	$ (152,617)

	Budget Amounts		Actual Amounts	Variance with Final Budget Positive/ (Negative)
	Original	Final		
Revenues:				
Licenses and permits	$ 100,000	$ 100,000	$ 92,353	$ (7,647)
Investment income	200	200	16,807	16,607
Total revenues	100,200	100,200	109,160	8,960
Expenditures:				
Current:				
Public works	100,000	100,000	148	99,852
Net Change in Fund Balance	200	200	109,012	108,812
Fund Balance at Beginning of the Year	318,705	318,705	318,705	-
Fund Balance at End of the Year	$ 318,905	$ 318,905	$ 427,717	$ 108,812

	Budget Amounts		Actual Amounts	Variance with Final Budget Positive/ (Negative)
	Original	Final		
Revenues:				
Investment income	$ -	$ -	$ 3,202	$ 3,202
Expenditures:				
Current:				
Public works	-	-	83,383	(83,383)
Net Change in Fund Balance	-	-	(80,181)	(80,181)
Fund Balance at Beginning of the Year	87,890	87,890	87,890	-
Fund Balance at End of the Year	$ 87,890	$ 87,890	$ 7,709	$ (80,181)

	Budget Amounts		Actual Amounts	Variance with Final Budget Positive/ (Negative)
	Original	Final		
Revenues:				
Investment income	$ 20,000	$ 20,000	$ 94,627	$ 74,627
Excess (Deficiency) of Revenues Over (Under) Expenditures	20,000	20,000	94,627	74,627
Other Financing Sources (Uses):				
Transfers out	-	(2,004,697)	(259,849)	1,744,848
Net Change in Fund Balance	20,000	(1,984,697)	(165,222)	1,819,475
Fund Balance at Beginning of the Year	2,110,904	2,110,904	2,110,904	-
Fund Balance at End of the Year	$ 2,130,904	$ 126,207	$ 1,945,682	$ 1,819,475

	Budget Amounts		Actual Amounts	Variance with Final Budget Positive/ (Negative)
	Original	Final		
Revenues:				
Licenses and permits	$ 5,000	$ 5,000	$ 1,595	$ (3,405)
Investment income	150	150	1,639	1,489
Total revenues	5,150	5,150	3,234	(1,916)
Expenditures:				
Current:				
Community development	5,000	5,000	-	5,000
Net Change in Fund Balance	150	150	3,234	3,084
Fund Balance at Beginning of the Year	33,915	33,915	33,915	-
Fund Balance at End of the Year	$ 34,065	$ 34,065	$ 37,149	$ 3,084

-

	Budget Amounts		Actual Amounts	Variance with Final Budget Positive/ (Negative)
	Original	Final		
Revenues:				
Investment income	$ -	$ -	$ 17,716	$ 17,716
Net Change in Fund Balance	-	-	17,716	17,716
Fund Balance at Beginning of the Year	370,996	370,996	370,996	-
Fund Balance at End of the Year	$ 370,996	$ 370,996	$ 388,712	$ 17,716

	Budget Amounts		Actual Amounts	Variance with Final Budget Positive/ (Negative)
	Original	Final		
Revenues:				
Investment income	$ 6,000	$ 6,000	$ 4,922	$ (1,078)
Excess (Deficiency) of Revenues Over (Under) Expenditures	6,000	6,000	4,922	(1,078)
Other Financing Sources (Uses):				
Transfers out	-	(367,085)	(367,085)	-
Net Change in Fund Balance	6,000	(361,085)	(362,163)	(1,078)
Fund Balance at Beginning of the Year	362,163	362,163	362,163	-
Fund Balance at End of the Year	$ 368,163	$ 1,078	$ -	$ (1,078)

	Budget Amounts		Actual Amounts	Variance with Final Budget Positive/ (Negative)
	Original	Final		
Revenues:				
Intergovernmental	$ 150,000	$ 150,000	$ 194,663	$ 44,663
Investment income	1,000	1,000	4,667	3,667
Total revenues	151,000	151,000	199,330	48,330
Excess (Deficiency) of Revenues Over (Under) Expenditures	151,000	151,000	199,330	48,330
Other Financing Sources (Uses):				
Transfers out	(151,000)	(151,000)	(151,000)	-
Net Change in Fund Balance	-	-	48,330	48,330
Fund Balance at Beginning of the Year	40,571	40,571	40,571	-
Fund Balance at End of the Year	$ 40,571	$ 40,571	$ 88,901	$ 48,330

	Budget Amounts		Actual Amounts	Variance with Final Budget Positive/ (Negative)
	Original	Final		
Revenues:				
Investment income	$ 10,000	$ 10,000	$ 33,284	$ 23,284
Expenditures:				
Debt service:				
Interest and fiscal charges	17,979	17,979	19,441	(1,462)
Principal retirement	375,000	375,000	375,000	-
Total expenditures	392,979	392,979	394,441	(1,462)
Excess (Deficiency) of Revenues Over (Under) Expenditures	(382,979)	(382,979)	(361,157)	21,822
Other Financing Sources (Uses):				
Transfers out	(750,000)	(750,000)	(793,176)	(43,176)
Net Change in Fund Balance	(1,132,979)	(1,132,979)	(1,154,333)	(21,354)
Fund Balance at Beginning of the Year	1,154,333	1,154,333	1,154,333	-
Fund Balance at End of the Year	$ 21,354	$ 21,354	$ -	$ (21,354)

This page intentionally left blank.

Statistical Section

This page intentionally left blank.

This part of the City of Laguna Hills's annual comprehensive financial report presents detailed information as a context for understanding what the information in the financial statements, note disclosures, and required supplementary information says about the City's overall financial health.

Contents

Financial Trends

These schedules contain trend information to help the reader understand how the City's financial performance and well-being have changed over time.

Revenue Capacity

These schedules contain information to help the reader assess the factors affecting the City's ability to generate its property and sales taxes.

Debt Capacity

These schedules present information to help the reader assess the affordability of the City's current levels of outstanding debt and the City's ability to issue additional debt in the future.

Demographic and Economic Information

These schedules offer demographic and economic indicators to help the reader understand the environment within which the City's financial activities take place.

Operating Information

These schedules contain information about the City's operations and resources to help the reader understand how the City's financial information relates to the services the City provides and the activities it performs.

Sources: *Unless otherwise noted, the information in these schedules is derived from the annual comprehensive financial reports for the relevant year.*

City of Laguna Hills

Net Position by Component

Last Ten Fiscal Years

(accrual basis of accounting)

	Fiscal Year Ending				
	2016	2017	2018	2019	2020
Governmental activities					
Net Investment in capital assets	$ 83,320,937	$ 82,980,468	$ 81,972,798	$ 79,706,238	$ 80,312,979
Restricted	2,470,305	2,394,252	2,155,589	3,462,431	2,538,747
Unrestricted	4,916,994	3,315,387	2,956,001	4,583,713	4,177,487
Total government activities net position	$ 90,708,236	$ 88,690,107	$ 87,084,388	$ 87,752,382	$ 87,029,213
Business-type activities					
Net Investment in capital assets	$ 8,998,114	$ 8,343,488	$ 7,635,240	$ 6,964,651	$ 6,311,356
Restricted	-	-	-	-	-
Unrestricted	68,288	117,338	236,196	227,320	178,595
Total business-type activities net position	$ 9,066,402	$ 8,460,826	$ 7,871,436	$ 7,191,971	$ 6,489,951
Primary government					
Net Investment in capital assets	$ 92,319,051	$ 91,323,956	$ 89,608,038	$ 86,670,889	$ 86,624,335
Restricted	2,470,305	2,394,252	2,155,589	3,462,431	2,538,747
Unrestricted	4,985,282	3,432,725	3,192,197	4,811,033	4,356,082
Total primary government net position	$ 99,774,638	$ 97,150,933	$ 94,955,824	$ 94,944,353	$ 93,519,164

City of Laguna Hills

Net Position by Component (Continued)

Last Ten Fiscal Years

(accrual basis of accounting)

	Fiscal Year Ending				
	2021	2022	2023	2024	2025
Governmental activities					
Net Investment in capital assets	$ 78,878,248	$ 79,981,695	$ 76,838,788	$ 75,262,629	$ 74,027,835
Restricted	3,894,336	4,226,804	8,202,665	9,821,061	7,462,962
Unrestricted	4,089,857	8,289,453	17,861,468	20,657,625	18,557,635
Total government activities net position	$ 86,862,441	$ 92,497,952	$ 102,902,921	$ 105,741,315	$ 100,048,432
Business-type activities					
Net Investment in capital assets	$ 5,577,506	$ 5,556,210	$ 4,988,423	$ 4,602,531	$ 4,079,352
Restricted	-	-	-	-	-
Unrestricted	218,820	212,173	217,172	193,562	149,741
Total business-type activities net position	$ 5,796,326	$ 5,768,383	$ 5,205,595	$ 4,796,093	$ 4,229,093
Primary government					
Net Investment in capital assets	$ 84,455,754	$ 85,537,905	$ 81,827,211	$ 79,865,160	$ 78,107,187
Restricted	3,894,336	4,226,804	8,202,665	9,821,061	7,462,962
Unrestricted	4,308,677	8,501,626	18,078,640	20,851,187	18,707,376
Total primary government net position	$ 92,658,767	$ 98,266,335	$ 108,108,516	$ 110,537,408	$ 104,277,525

City of Laguna Hills

Changes in Net Position

Last Ten Fiscal Years

(accrual basis of accounting)

	Fiscal Year Ending				
	2016	2017	2018	2019	2020
Expenses					
Governmental activities:					
General government	$ 3,112,783	$ 4,226,233	$ 4,104,012	$ 3,467,852	$ 4,350,707
Public works	6,802,499	7,234,921	6,841,288	6,433,542	6,783,242
Community development	1,309,210	1,462,611	1,287,931	1,385,455	1,656,277
Community services	4,141,792	4,131,886	4,161,070	4,079,412	3,781,731
Public safety	6,929,025	8,167,361	8,032,660	8,251,937	8,630,054
Interest expense	431,264	376,993	323,513	267,582	202,566
Total governmental activities expenses	22,726,573	25,600,005	24,750,474	23,885,780	25,404,577
Business-type activities:					
Property leasing	1,222,043	1,255,765	1,247,849	1,273,554	1,299,630
Total business-type activities expenses	1,222,043	1,255,765	1,247,849	1,273,554	1,299,630
Total primary government expenses	$ 23,948,616	$ 26,855,770	$ 25,998,323	$ 25,159,334	$ 26,704,207
Program Revenues					
Governmental activities:					
Charges for Services:					
General government	$ -	$ -	$ -	$ -	$ -
Public works	205,446	196,054	189,662	253,438	738,335
Community development	881,286	894,150	988,719	1,010,326	1,182,430
Community services	780,519	756,089	821,388	777,605	345,328
Public safety	267,555	228,649	208,461	219,727	175,661
Operating Contributions	1,960,392	2,131,220	1,876,109	2,516,513	2,555,054
Capital Contributions	60,850	716,200	-	-	206,675
Total governmental activities program revenues	4,156,048	4,922,362	4,084,339	4,777,609	5,203,483
Business-type activities:					
Charges for Services:					
Property leasing	579,313	650,147	658,396	594,026	597,525
Operating grants and contributions	-	-	-	-	-
Capital grants and contributions	-	-	-	-	-
Total business-type activities program revenues	579,313	650,147	658,396	594,026	597,525
Total primary government program revenues	$ 4,735,361	$ 5,572,509	$ 4,742,735	$ 5,371,635	$ 5,801,008
Net (expense)/revenue					
Governmental activities	$ (18,570,525)	$ (20,677,643)	$ (20,666,135)	$ (19,108,171)	$ (20,201,094)
Business- type activities	(642,730)	(605,618)	(589,453)	(679,528)	(702,105)
	$ (19,213,255)	$ (21,283,261)	$ (21,255,588)	$ (19,787,699)	$ (20,903,199)

City of Laguna Hills

Changes in Net Position (Continued)

Last Ten Fiscal Years

(accrual basis of accounting)

	Fiscal Year Ending				
	2016	2017	2018	2019	2020
General Revenues and Changes in Net Position					
Governmental activities:					
Taxes					
Property taxes	$ 9,660,614	$ 10,064,067	$ 10,481,864	$ 10,981,130	$ 11,314,045
Sales and use taxes	5,439,210	5,779,073	5,755,661	5,966,524	5,372,149
Motor vehicle in lieu taxes	12,506	13,745	16,604	15,273	24,988
Other State subvention	57,112	9,209	5,725	22,529	10,613
Franchise taxes	1,303,919	1,191,868	1,248,488	1,265,411	1,198,008
Transient occupancy taxes	1,406,823	1,437,420	1,381,719	1,311,213	1,025,047
Investment earnings	14,893	21,911	49,179	99,204	112,250
Miscellaneous revenue	150,614	142,221	121,176	114,881	420,825
Transfers	(421,000)	-	-	-	-
Total governmental activities	17,624,691	18,659,514	19,060,416	19,776,165	19,477,925
Business-type activities:					
Investment earnings	36	42	63	63	85
Transfers	421,000	-	-	-	-
Total business-type activities	421,036	42	63	63	85
Total primary government	$ 18,045,727	$ 18,659,556	$ 19,060,479	$ 19,776,228	$ 19,478,010
Changes in Net Position:					
Governmental activities	$ (945,834)	$ (2,018,129)	$ (1,605,719)	$ 667,994	$ (723,169)
Business-type activities	(221,694)	(605,576)	(589,390)	(679,465)	(702,020)
Total primary government	$ (1,167,528)	$ (2,623,705)	$ (2,195,109)	$ (11,471)	$ (1,425,189)

City of Laguna Hills

Changes in Net Position (Continued)

Last Ten Fiscal Years

(accrual basis of accounting)

	Fiscal Year Ending				
	2021	2022	2023	2024	2025
Expenses					
Governmental activities:					
General government	$ 4,468,341	$ 3,318,690	$ 4,577,936	$ 4,507,981	$ 4,913,429
Public works	6,727,008	6,849,279	7,674,208	9,520,313	15,302,004
Community development	2,270,417	1,762,606	1,405,880	1,576,567	1,470,472
Community services	3,371,755	4,027,705	2,572,809	2,698,973	2,747,413
Public safety	9,106,311	9,005,866	10,106,055	10,978,289	12,217,614
Interest expense (credit)	118,455	40,507	(12,748)	(26,552)	(17,336)
Total governmental activities expenses	26,062,287	25,004,653	26,324,140	29,255,571	36,633,596
Business-type activities:					
Property leasing	1,312,224	1,396,618	1,417,830	1,372,783	1,368,823
Total business-type activities expenses	1,312,224	1,396,618	1,417,830	1,372,783	1,368,823
Total primary government expenses	$ 27,374,511	$ 26,401,271	$ 27,741,970	$ 30,628,354	$ 38,002,419
Program Revenues					
Governmental activities:					
Charges for Services:					
General government	$ -	$ -	$ 36,804	$ 42,000	$ 42,000
Public works	1,480,182	787,032	600,449	152,814	170,182
Community development	1,009,012	1,042,546	2,890,596	2,969,603	1,538,978
Community services	183,008	498,155	2,657,311	582,073	538,396
Public safety	146,395	173,454	224,731	244,299	349,631
Operating Contributions	3,170,212	6,293,799	4,601,680	1,236,176	1,083,558
Capital Contributions	-	239,224	2,507,586	3,176,977	2,845,497
Total governmental activities program revenues	5,988,809	9,034,210	13,519,157	8,403,942	6,568,242
Business-type activities:					
Charges for Services:					
Property leasing	618,552	705,583	754,913	834,085	801,823
Operating grants and contributions	-	-	-	-	-
Capital grants and contributions	-	-	-	-	-
Total business-type activities program revenues	618,552	705,583	754,913	834,085	801,823
Total primary government program revenues	$ 6,607,361	$ 9,739,793	$ 14,274,070	$ 9,238,027	$ 7,370,065
Net (expense)/revenue					
Governmental activities	$ (20,073,478)	$ (15,970,443)	$ (12,804,983)	$ (20,851,629)	$ (30,065,354)
Business- type activities	(693,672)	(691,035)	(662,917)	(538,698)	(567,000)
	$ (20,767,150)	$ (16,661,478)	$ (13,467,900)	$ (21,390,327)	$ (30,632,354)

City of Laguna Hills

Changes in Net Position (Continued)

Last Ten Fiscal Years

(accrual basis of accounting)

	Fiscal Year Ending				
	2021	2022	2023	2024	2025
General Revenues and Changes in Net Position					
Governmental activities:					
Taxes					
Property taxes	$ 11,930,666	$ 12,340,524	$ 13,069,248	$ 13,581,709	$ 14,094,582
Sales and use taxes	5,825,883	6,940,812	6,930,366	6,193,444	6,363,490
Motor vehicle in lieu taxes	23,109	35,897	32,177	38,775	49,460
Other State subvention	9,895	-	80,839	28,546	47,543
Franchise taxes	1,218,098	1,251,870	1,326,571	1,344,949	1,244,250
Transient occupancy taxes	678,706	1,021,089	1,122,643	1,161,391	1,072,849
Investment earnings, net	2,988	(117,321)	636,875	1,324,276	1,129,452
Miscellaneous revenue	217,361	133,083	111,233	146,058	370,845
Transfers	-	-	(100,000)	(129,125)	-
Total governmental activities	19,906,706	21,605,954	23,209,952	23,690,023	24,372,471
Business-type activities:					
Investment earnings	47	76	129	71	-
Transfers	-	-	100,000	129,125	-
Total business-type activities	47	76	100,129	129,196	-
Total primary government	$ 19,906,753	$ 21,606,030	$ 23,310,081	$ 23,819,219	$ 24,372,471
Changes in Net Position:					
Governmental activities	$ (166,772)	$ 5,635,511	$ 10,404,969	$ 2,838,394	$ (5,692,883)
Business-type activities	(693,625)	(690,959)	(562,788)	(409,502)	(567,000)
Total primary government	$ (860,397)	$ 4,944,552	$ 9,842,181	$ 2,428,892	$ (6,259,883)

City of Laguna Hills

Governmental Activities - Tax Revenues By Source

Last Ten Fiscal Years

(accrual basis of accounting)

Fiscal Year Ending	Property Tax	Sales & Use Tax	Motor Vehicle in Lieu Tax	Other State Subvention	Franchise Tax	Transient Occupancy Tax	Total
2016	9,660,614	5,439,210	12,506	57,112	1,303,919	1,406,823	17,880,184
2017	10,064,067	5,779,073	13,745	9,209	1,191,868	1,437,420	18,495,382
2018	10,481,864	5,755,661	16,604	5,725	1,248,488	1,381,719	18,890,061
2019	10,981,130	5,966,524	15,273	22,529	1,265,411	1,311,213	19,562,080
2020	11,314,045	5,372,149	24,988	10,613	1,198,008	1,025,047	18,944,850
2021	11,930,666	5,825,883	23,109	9,895	1,218,098	678,706	19,686,357
2022	12,340,524	6,940,812	35,897	-	1,251,870	1,021,089	21,590,192
2023	13,069,248	6,930,366	32,177	80,839	1,326,571	1,122,643	22,561,844
2024	13,581,709	6,193,444	38,775	28,546	1,344,949	1,161,391	22,348,814
2025	14,094,582	6,363,490	49,460	47,543	1,244,250	1,072,849	22,872,174

City of Laguna Hills

Fund Balances of Governmental Funds

Last Ten Fiscal Years

(modified accrual basis of accounting)

	Fiscal Year Ending				
	2016	2017	2018	2019	2020
General Fund					
Nonspendable	$ 312,137	$ 81,520	$ 78,971	$ 99,169	$ 69,834
Restricted	-	-	-	-	-
Committed	-	-	-	-	-
Assigned	1,059,959	720,659	871,931	1,145,659	795,659
Unassigned	6,727,197	6,029,507	6,373,541	7,161,146	7,487,247
Total General Fund	$ 8,099,293	$ 6,831,686	$ 7,324,443	$ 8,405,974	$ 8,352,740
All other governmental funds					
Nonspendable	-	-	-	-	-
Restricted	4,276,934	4,209,039	3,983,335	5,291,312	4,364,330
Committed	-	-	-	-	-
Assigned	-	-	-	-	-
Unassigned	(227,254)	-	-	-	(164,472)
Total all other governmental funds	$ 4,049,680	$ 4,209,039	$ 3,983,335	$ 5,291,312	$ 4,199,858

City of Laguna Hills

Fund Balances of Governmental Funds

Last Ten Fiscal Years

(modified accrual basis of accounting)

	Fiscal Year Ending				
	2021	2022	2023	2024	2025
General Fund					
Nonspendable	$ 91,384	$ 128,954	$ 105,889	$ 299,941	$ 284,567
Restricted	-	-	-	-	-
Committed	-	-	-	-	-
Assigned	910,659	769,926	847,881	691,632	612,572
Unassigned	7,824,536	12,895,569	20,711,877	23,776,892	22,256,720
Total General Fund	$ 8,826,579	$ 13,794,449	$ 21,665,647	$ 24,768,465	$ 23,153,859
All other governmental funds					
Nonspendable	-	-	-	963	2,100
Restricted	5,703,771	4,226,804	8,202,665	9,821,061	7,462,962
Committed	-	-	-	-	-
Assigned	-	-	-	-	-
Unassigned	-	(165,237)	-	-	-
Total all other governmental funds	$ 5,703,771	$ 4,061,567	$ 8,202,665	$ 9,822,024	$ 7,465,062

City of Laguna Hills

Changes in Fund Balance of Governmental Funds

Last Ten Fiscal Years

(modified accrual basis of accounting)

	Fiscal Year Ending				
	2016	2017	2018	2019	2020
Revenues:					
Taxes	$ 12,393,356	$ 12,695,355	$ 13,114,068	$ 13,559,754	$ 13,539,101
Licenses and permits	959,138	1,022,542	932,640	981,873	1,775,501
Intergovernmental	7,897,817	8,506,103	7,602,950	8,463,884	8,264,831
Charges for current services	1,156,880	1,068,521	1,159,437	1,152,319	637,373
Fines and forfeitures	267,555	228,649	208,461	219,727	175,661
Investment income	35,970	65,691	109,302	200,303	230,657
Other revenues	-	-	-	-	-
Total revenues	22,710,716	23,586,861	23,126,858	24,577,860	24,623,124
Expenditures:					
Current:					
General government	3,128,699	3,599,531	3,876,923	3,856,802	3,801,648
Public works	4,273,572	4,848,571	4,276,773	4,406,628	4,781,981
Community development	1,308,380	1,461,781	1,287,101	1,384,625	1,655,447
Community services	2,070,952	2,101,883	2,131,638	2,050,652	1,754,112
Public safety	6,917,275	8,149,762	8,025,961	8,243,746	8,621,863
Capital outlay	2,277,446	2,777,691	2,151,578	356,354	3,251,173
Debt Service:					
Interest and fiscal charges	503,429	451,427	397,428	342,922	284,921
Principal retirement	1,300,000	1,352,353	1,423,396	1,546,623	1,616,667
Total expenditures	21,779,753	24,742,999	23,570,798	22,188,352	25,767,812
Excess (deficiency) of revenues over expenditures	930,963	(1,156,138)	(443,940)	2,389,508	(1,144,688)
Other financing sources (uses):					
Capital lease proceeds	-	47,890	710,993	-	-
Transfers in	7,006,357	7,582,790	5,207,406	2,992,799	8,539,794
Transfers out	(7,427,357)	(7,582,790)	(5,207,406)	(2,992,799)	(8,539,794)
Total other financing sources (uses)	(421,000)	47,890	710,993	-	-
Net change in fund balances	$ 509,963	$ (1,108,248)	$ 267,053	$ 2,389,508	$ (1,144,688)
Debt service as a percentage of noncapital expenditures	8.76%	8.00%	8.21%	8.57%	8.38%

City of Laguna Hills

Changes in Fund Balance of Governmental Funds

Last Ten Fiscal Years

(modified accrual basis of accounting)

	Fiscal Year Ending				
	2021	2022	2023	2024	2025
Revenues:					
Taxes	$ 13,829,470	$ 21,609,138	$ 22,628,828	$ 22,281,493	$ 22,775,171
Licenses and permits	2,432,782	1,754,078	1,453,067	1,361,559	1,067,357
Intergovernmental	8,920,379	6,140,282	7,199,902	3,533,609	3,733,452
Charges for current services	584,889	894,419	4,832,814	2,399,609	1,243,981
Fines and forfeitures	146,395	173,454	224,731	244,299	349,631
Investment income	14,567	(121,953)	745,205	1,637,703	1,464,497
Other revenues	-	-	4,055	659,885	171,509
Total revenues	25,928,482	30,449,418	37,088,602	32,118,157	30,805,598
Expenditures:					
Current:					
General government	3,721,950	4,070,347	4,341,841	3,973,134	4,202,465
Public works	4,656,267	5,094,782	5,178,852	5,980,383	6,509,005
Community development	2,269,587	1,761,776	1,405,880	1,576,567	1,470,472
Community services	1,310,727	1,968,914	2,333,063	2,467,593	2,515,382
Public safety	9,098,120	8,992,127	10,096,445	10,968,679	12,211,081
Capital outlay	1,024,620	3,343,324	1,136,500	1,822,001	7,415,119
Debt Service:					
Interest and fiscal charges	208,924	129,922	46,423	31,759	19,441
Principal retirement	1,660,535	1,762,560	437,302	446,739	434,201
Total expenditures	23,950,730	27,123,752	24,976,306	27,266,855	34,777,166
Excess (deficiency) of revenues over expenditures	1,977,752	3,325,666	12,112,296	4,851,302	(3,971,568)
Other financing sources (uses):					
Capital lease proceeds	-	-	-	-	-
Transfers in	3,770,978	12,861,293	5,308,736	1,649,617	8,206,342
Transfers out	(3,770,978)	(12,861,293)	(5,408,736)	(1,778,742)	(8,206,342)
Total other financing sources (uses)	-	-	(100,000)	(129,125)	-
Net change in fund balances	$ 1,977,752	$ 3,325,666	$ 12,012,296	$ 4,722,177	$ (3,971,568)
Debt service as a percentage of noncapital expenditures	8.05%	7.96%	1.94%	1.76%	1.32%

City of Laguna Hills

Assessed Value and Estimated Actual Value of Taxable Property, Citywide
Last Ten Fiscal Years (in thousands)

Fiscal Year Ending	Secured Property	Unsecured Property	Less Tax-Exempt Property	Taxable Assessed Value	Total Direct Tax Rate (1)	Estimated Actual Taxable Value (2)	Factor of Taxable Assessed Value	Assessed Value as a Percentage of Actual Value
2016	6,236,428	183,676	165,185	6,254,919	.05371	8,159,912	1.304559	76.65%
2017	6,499,868	187,553	218,920	6,468,501	.05371	9,167,561	1.417262	70.56%
2018	6,728,482	188,841	209,680	6,707,643	.05371	9,373,474	1.397432	71.56%
2019	7,089,277	245,352	212,722	7,121,907	.05371	9,878,938	1.387120	72.09%
2020	7,353,496	211,472	242,642	7,322,326	.05371	9,834,824	1.343128	74.45%
2021	7,623,019	213,636	219,789	7,616,866	.05371	10,190,719	1.337915	74.74%
2022	7,889,791	210,848	167,326	7,933,313	.05371	11,575,188	1.459061	68.54%
2023	8,267,342	194,441	238,422	8,223,361	.05371	13,379,293	1.626986	61.46%
2024	8,737,827	213,490	150,411	8,800,906	.053713	13,454,623	1.528777	65.41%
2025	9,125,969	170,521	113,769	9,182,721	.053713	15,527,867	1.690988	59.14%

Source: Orange County Assessor data, MuniServices / Neumo
Source: FY2023-24 and prior years -- City of Laguna Hills FYE 2024 ACFR Publication
(1.) Total direct tax rate is the city share of the 1% Proposition 13 tax only for TRA 31-001.
(2.) Estimated Actual Value is derived from a series of calculations comparing median assessed values from 1940 to current median sale prices. Based on these calculations a multiplier value was extrapolated and applied to current assessed values.

City of Laguna Hills

Assessed Value of Property by Use Code, Citywide

Last Ten Fiscal Years (In Thousands)

	Fiscal Year Ending				
Category	2016	2017	2018	2019	2020
Residential	$ 4,947,347	$ 5,170,783	$ 5,398,624	$ 5,669,336	$ 5,889,434
Commercial	1,072,613	1,107,991	1,100,803	1,180,147	1,217,600
Industrial	216,447	221,072	229,033	239,771	246,439
Rural	22	22	23	23	23
Gross Secured Value	6,236,429	6,499,868	6,728,482	7,089,277	7,353,496
Unsecured Value	183,676	187,553	188,841	245,352	211,472
Less: Exemptions	165,185	218,920	209,680	212,722	242,642
Net Taxable Value	$ 6,254,920	$ 6,468,501	$ 6,707,643	$ 7,121,907	$ 7,322,326

Source: Orange County Assessor Data, MuniServices / Neumo

City of Laguna Hills

Assessed Value of Property by Use Code, Citywide
Last Ten Fiscal Years (In Thousands)

	Fiscal Year Ending				
Category	2021	2022	2023	2024	2025
Residential	$ 6,106,523	$ 6,288,266	$ 6,595,302	$ 6,973,016	$ 7,254,226
Commercial	1,264,734	1,345,541	1,405,711	1,478,565	1,495,159
Industrial	251,738	255,960	266,304	286,221	376,558
Rural	24	24	25	25	26
Gross Secured Value	7,623,019	7,889,791	8,267,342	8,737,827	9,125,969
Unsecured Value	213,636	210,848	194,441	213,490	170,521
Less: Exemptions	219,789	167,326	238,422	150,411	113,769
Net Taxable Value	$ 7,616,866	$ 7,933,313	$ 8,223,361	$ 8,800,906	$ 9,182,721

Source: Orange County Assessor Data, MuniServices / Neumo

City of Laguna Hills

Direct and Overlapping Property Tax Rates

Last Ten Fiscal Years

	Fiscal Year Ending				
	2016	2017	2018	2019	2020
Overlapping Basic Rate	1.000000	1.000000	1.000000	1.000000	1.000000
Capistrano Union	0.008450	0.008430	0.008000	0.007860	0.007450
Metropolitan Water District	0.003500	0.003500	0.003500	0.003500	0.003500
Moulton Niguel Water District	-	-	-	-	-
Saddleback Valley Unified	-	-	-	-	-
Total	1.011950	1.011930	1.011500	1.011360	1.010950
City Direct Rate:					
City Share of 1% Levy Per Prop 13	0.053710	0.053710	0.053710	0.053710	0.053710

Source: Orange County Assessor data, MuniServices / Neumo
TRA 31-000 is represented.

City of Laguna Hills

Direct and Overlapping Property Tax Rates

Last Ten Fiscal Years

	Fiscal Year Ending				
	2021	2022	2023	2024	2025
Overlapping Basic Rate	1.000000	1.000000	1.000000	1.000000	1.000000
Capistrano Union	0.007560	0.007270	0.006910	0.006330	0.004460
Metropolitan Water District	0.003500	0.003500	0.003500	0.003500	0.007000
Moulton Niguel Water District	-	-	-	-	-
Saddleback Valley Unified	-	-	-	-	-
Total	1.011060	1.010770	1.010410	1.009830	1.011460
City Direct Rate:					
City Share of 1% Levy Per Prop 13	0.053710	0.053710	0.053710	0.053713	0.053713

Source: Orange County Assessor data, MuniServices / Neumo
TRA 31-000 is represented.

City of Laguna Hills

Principal Property Tax Payers
Last Fiscal Year and Nine Years Ago

	2024-25		2015-16	
Taxpayer	Taxable Value ($)	Percent of Total City Taxable Value (%)	Taxable Value ($)	Percent of Total City Taxable Value (%)
G&I XI Sequoia Lp	204,000,000	2.22%		
Juniper SB Mob LLC	139,689,822	1.52%		
Saddleback Memorial Medical Center	121,579,768	1.32%		
Laguna Hills Investment Company	112,242,356	1.22%	17,926,203	0.29%
PMI Prado LLC	105,778,449	1.15%	89,758,240	1.44%
MGP Fund X Laguna Hills LLC	96,717,014	1.05%	154,269,093	2.47%
KB Mill Creek Dst	79,524,999	0.87%		
ROIC California LLC	51,341,874	0.56%		
Vision Star II LLC	47,656,325	0.52%		
TM Medical Center LLC	45,041,119	0.49%		
Pacifica Laguna Hills LLC	42,180,201	0.46%		
La Paz Office Plaza LLC	37,222,356	0.41%	32,383,622	0.52%
Spectrum Property Owner LLC	29,500,000	0.32%		
BSP Oak Brook I Lc	28,662,000	0.31%		
EQR-Villa Solana Vistas Inc	27,215,969	0.30%	22,979,657	0.37%
Laguna Hills Estate LLC	26,144,128	0.28%	22,411,882	0.36%
Calle De La Louisa Holdings LLC	25,202,209	0.27%		
La Paz Village Investors LLC	24,515,327	0.27%		
Force-Moulton Office LLC	20,506,906	0.22%		
Mouldy LLC	19,991,154	0.22%	15,215,446	0.24%
K & M Royal Group LLC	17,530,267	0.19%	14,964,432	0.24%
Sylmar Apartments LLC	17,334,888	0.19%	20,300,943	0.32%
Laguna Hills Real Estate Partnership Lp	16,807,098	0.18%	14,264,049	0.23%
Ashley Real Estate LLC	16,678,875	0.18%		
Aliso Equities Ltd	16,276,740	0.18%		
Acquiport Three Corp			79,270,305	1.27%
LHT Saddleback LLC			40,535,552	0.65%
Lakehills At Laguna LLC			40,024,416	0.64%
Sptmrt Properties Trust			38,413,121	0.61%
Memorial Health Services			25,559,860	0.41%
Moulton Plaza LLC			24,100,894	0.39%
Columbia California Carlota			21,000,000	0.34%
Muller Taj			19,916,172	0.32%
Colton David A Family Trust			19,303,312	0.31%
Moulton La Paz LLC			17,308,533	0.28%
Realty Assoc Fund VIII			15,692,995	0.25%
Universal Properties LH Five			14,631,437	0.23%
Ashley Furniture Industries			14,155,216	0.23%
Mission Hills Investment Company			14,130,138	0.23%
Yacoel Maria E			13,800,680	0.22%
Total Top 25 Taxpayers	1,369,339,844	14.91%	802,316,198	12.83%
Total Taxable Value	9,182,720,849		6,254,919,000	

Source: Orange County Assessor data, MuniServices / Neumo

City of Laguna Hills

Property Tax Levy and Collections
Last Ten Fiscal Years (In Thousands)

				Collected within the Fiscal Year of the Levy			Total Collections to Date	
Fiscal Year Ending	Secured	Unsecured	Taxes Levied for the Fiscal Year	Amount Collected	% of Levy	Other Collections	Amount	% of Levy
2016	$ 6,375	$ 232	$ 6,607	$ 6,456	97.7%	$ 72	$ 6,528	99%
2017	6,634	300	6,934	6,733	97.1%	69	6,802	98%
2018	6,901	230	7,131	7,004	98.2%	66	7,070	99%
2019	7,288	235	7,523	7,376	98.0%	66	7,442	99%
2020	7,529	242	7,771	7,624	98.1%	73	7,697	99%
2021	7,844	256	8,100	7,958	98.3%	90	8,048	99%
2022	8,168	281	8,449	8,150	96.5%	77	8,227	97%
2023	8,504	260	8,764	8,610	98.2%	87	8,697	99%
2024	9,067	306	9,373	8,610	91.9%	117	8,727	93%
2025	9,377	326	9,703	9,481	97.7%	128	9,608	99%

Source: County Auditor-Controller, MuniServices / Neumo

City of Laguna Hills

Principal Sales Tax Producers

Last Fiscal Year and Nine Years Ago

2024-25		2015-16	
Taxpayer	Business Type	Taxpayer	Business Type
Ashley Furniture Homestore	Furniture/Appliance	7-Eleven Food Stores	Food Markets
Bj's Restaurant & Brewhouse	Restaurants	A & R Floor Supplies	Furniture/Appliance
Chevron Service Stations	Service Stations	Ashley Furniture Homestore	Furniture/Appliance
Chick-Fil-A	Restaurants	Big Lots	Department Stores
Classic Chinese Restaurant	Restaurants	Bj's Restaurant & Brewhouse	Restaurants
Cynergy Professional Systems	Electronic Equipment	Chevron Service Stations	Service Stations
Data Center Warehouse	I.T. Infrastructure	Consolidated Electrical Distributors	Bldg.Matls-Whsle
Decisionpoint Systems	Office Equipment	Dick's Sporting Goods	Recreation Products
Howard's Appliances	Furniture/Appliance	Howard's Appliances	Furniture/Appliance
In-N-Out Burgers	Restaurants	In-N-Out Burgers	Restaurants
Jackson Energy Co	Energy Sales	J C Penney Company	Department Stores
Jeromes Furniture Warehouse	Furniture/Appliance	Jeromes Furniture Warehouse	Furniture/Appliance
John Deere Landscapes	Bldg.Matls-Whsle	John Deere Landscapes	Bldg.Matls-Whsle
King's Seafood Company	Restaurants	King's Seafood Company	Restaurants
Laguna Hills Auto Spa	Service Stations	Laguna Hills Auto Spa	Service Stations
Material Supply Incorporated	Bldg.Matls-Whsle	Macy's Department Store	Department Stores
Pritchard Supply	Bldg.Matls-Whsle	Marshall's Stores	Apparel Stores
Raising Cane's Chicken Fingers	Restaurants	Material Supply Incorporated	Bldg.Matls-Whsle
Ralph's Grocery Company	Food Markets	Nordstrom Department Store	Department Stores
Recreational Equipment Incorporated	Recreation Products	Ralph's Grocery Company	Food Markets
Sidepat	Office Equipment	Sidepat	Office Equipment
Total Wine & More	Liquor Stores	Sit 'N Sleep-Laguna Hills	Furniture/Appliance
Trader Joe's	Food Markets	Tesoro	Service Stations
United Pacific	Service Stations	Total Wine & More	Liquor Stores
Vertiv Corporation	Electronic Equipment	Western Fuel Group	Service Stations

Source: MuniServices / Neumo

City of Laguna Hills

Ratios of Outstanding Debt by Type

Last Ten Fiscal Years

(amounts expressed in thousands, except per capita amounts)

	Governmental Activities					
Fiscal Year Ending	Certificates of Participation	Direct Borrowings (b)	Total Direct Debt	Debt Per Capita (a)	Personal Income	Percentage of Personal Income
2016	10,726	0	10,726	340.02	1,479,761	0.72%
2017	9,295	46	9,341	293.57	1,587,577	0.59%
2018	7,825	723	8,548	270.74	1,661,606	0.51%
2019	6,294	627	6,921	219.65	1,724,666	0.40%
2020	4,694	530	5,224	168.11	1,835,890	0.28%
2021	3,033	437	3,470	112.85	1,935,992	0.18%
2022	1,283	345	1,628	53.70	2,026,083	0.08%
2023	857	252	1,109	36.33	2,107,165	0.05%
2024	422	160	582	19.20	2,180,139	0.03%
2025	0	101	101	3.33	2,245,816	0.00%

Note: Details regarding the City's outstanding debt can be found in the notes to the financial statements.

Source: Income Data is provided by the United States Census Data and is adjusted for inflation.

(a) *Population data can be found in the Schedule of Demographic and Economic Statistics*

(b) *On-bill financing program with Southern California Edison and San Diego Gas & Electric, for the installation of energy efficient LED street lighting thoughout the City, beginning in FY 2016-17.*

City of Laguna Hills

Ratios of General Bonded Debt Outstanding

Last Ten Fiscal Years

Fiscal Year	General Obligation Bonds	Less: Amounts Available in Debt Service Fund	Percentage of Estimated Actual Taxable Value of Property	Per Capita

Note: There was no general bonded debt outstanding for the last ten fiscal years.

City of Laguna Hills

Direct and Overlapping Governmental Activities Debt

As of June 30, 2025

	Debt Outstanding	Estimated Percentage Applicable (a)	Estimated Share of Overlapping Debt
OVERLAPPING TAX AND ASSESSMENT DEBT:			
Metropolitan Water District	17,155,000	0.226%	38,770
Saddleback Valley Unified School District	64,475,000	16.207%	10,449,463
Capistrano Unified School District Facilities Improvement District No. 1	3,327,455	0.021%	699
TOTAL OVERLAPPING TAX AND ASSESSMENT DEBT:			$ 10,488,932
DIRECT AND OVERLAPPING GENERAL FUND OBLIGATION DEBT			
Orange County General Fund Obligations	429,065,000	1.136%	4,874,178
Orange County Board of Education General Fund Obligations	9,120,000	1.136%	103,603
Capistrano Unified School District Certificates of Participation	17,290,000	0.014%	2,421
Moulton Niguel Water District Certificates of Participation	46,550,000	13.268%	6,176,254
SUBTOTAL OVERLAPPING GENERAL FUND OBLIGATION DEBT:			$ 11,156,456
City of Laguna Hills Certificates of Participation, Direct Debt	-	100.000%	0
City of Laguna Hills Direct Borrowings, Direct Debt	100,943	100.000%	100,943
SUBTOTAL DIRECT GENERAL FUND OBLIGATION DEBT:			$ 100,943
TOTAL DIRECT & OVERLAPPING GENERAL FUND OBLIGATION DEBT:			$ 11,257,399
OVERLAPPING TAX INCREMENT DEBT (Successor Agency)	4,040,000	2.342%	94,617
GROSS COMBINED TOTAL DEBT			$ 21,840,948 (b)

(a) *The percentage of overlapping debt applicable to the city is estimated using taxable assessed property value. Applicable percentages were estimated by determining the portion of the overlapping district's assessed value that is within the boundaries of the city divided by the district's total taxable assessed value.*

(b) *Excludes tax and revenue anticipation notes, revenue, mortgage revenue and non-bonded capital lease obligations.*

Source: MuniServices, LLC / Neumo
California Municipal Statistics, Inc.

City of Laguna Hills

Legal Debt Margin Information
Last Ten Fiscal Years
(amounts expressed in thousands)

	Fiscal Year Ending				
	2016	2017	2018	2019	2020
Debt limit	$ 963,016	$ 1,003,113	$ 1,037,598	$ 1,100,194	$ 1,134,745
Total net debt applicable to limit	10,035	9,295	7,825	6,294	4,694
Legal debt margin	$ 952,981	$ 993,818	$ 1,029,773	$ 1,093,900	$ 1,130,051
Total net debt applicable to limit, as a percentage of debt limit	1.04%	0.93%	0.75%	0.57%	0.41%

City of Laguna Hills

Legal Debt Margin Information
Last Ten Fiscal Years
(amounts expressed in thousands)

	Fiscal Year Ending				
	2021	2022	2023	2024	2025
Debt limit	$ 1,175,498	$ 1,215,096	$ 1,269,267	$ 1,342,698	$ 1,394,474
Total net debt applicable to limit	3,033	1,283	730	375	-
Legal debt margin	$ 1,172,466	$ 1,213,813	$ 1,268,537	$ 1,342,323	$ 1,394,474
Total net debt applicable to limit, as a percentage of debt limit	0.26%	0.11%	0.06%	0.03%	0.00%

Legal Debt Margin Calculation for Fiscal Year 2024-25

Assessed value	9,182,721
Add back: exempt real property	113,769
Total assessed value	9,296,490
Debt limit (15% of total assessed value)	1,394,474
Debt applicable to limit:	
Certificates of Participation	-
Total net debt applicable to limit	-
Legal debt margin	$ 1,394,474

Note: Under state finance law, the City of Laguna Hills' outstanding general obligation debt should not exceed 15% of total assessed property value. By law, the general obligation debt subject to the limitation may be offset by amounts set aside for repaying general obligation bonds.

City of Laguna Hills

Pledged-Revenue Coverage

Last Ten Fiscal Years

Note: There was no debt covenants that required pledged-revenue coverage for the last ten fiscal years.

City of Laguna Hills

Demographic and Economic Statistics

Last Ten Fiscal Years [1]

Calendar Year	Population (2)	Personal Income (In Thousands)	Per Capita Personal Income (3)	City Unemployment Rate (4)	Median Age (5)	% of Population with High School Diploma (6)	% of Population With Bachelor's Degree (6)
2015	30,681	1,373,184	44,757	4.1%	41.7	91.2%	44.8%
2016	31,544	1,479,761	46,911	3.7%	41.8	91.5%	45.6%
2017	31,818	1,587,577	49,896	2.6%	43.0	91.3%	46.7%
2018	31,572	1,661,606	52,629	2.2%	41.4	92.1%	49.1%
2019	31,508	1,724,666	54,737	12.2%	42.5	92.3%	49.4%
2020	31,073	1,835,890	59,083	7.4%	42.8	92.2%	50.5%
2021	30,750	2,086,807	67,864	2.2%	41.8	92.8%	50.4%
2022	30,525	2,416,252	79,157	2.9%	43.0	93.3%	80.8%
2023	30,315	2,681,535	88,456	3.0%	43.8	93.4%	75.9%
2024	30,309	2,890,623	95,372	3.4%	43.1	93.8%	52.9%

Source: MuniServices / Neumo

1.) Data is available and presented for the last ten Calendar Years instead of Fiscal Years.

2.) Population Projections are provided by the California Department of Finance Projections.

3.) Income Data is provided by the United States Census Data and is adjusted for inflation.

4.) Unemployment and Total Employment Data are provided by the EDD's Bureau of Labor Statistics Department.

5.) Median Age is provided by the United States Census data estimation table.

6.) School diploma and Bachelor's degree is provided by the United States Census data.

City of Laguna Hills

Principal Employers

Last Fiscal Year and Nine Years Ago

	2025		2016	
Business Name	Number of Employees	Percent of Total Employment (%)	Number of Employees	Percent of Total Employment (%)
MemorialCare Saddleback Medical Center	1,841	11.43%	1,707	10.04%
Laguna Hills Health and Rehabiliation Center	251	1.56%	245	1.44%
Saddleback Valley Unified School District	201	1.25%	180	1.06%
Moulton Niguel Water District	197	1.22%		
BJ's Restaurant & Brewhouse	156	0.97%	150	0.88%
Villa Valencia Healthcare Center	125	0.78%	250	1.47%
Orange Coast Women's Medical Group	120	0.75%		
United States Postal Service	90	0.56%		
Meridian at Laguna Hills	74	0.46%		
City of Laguna Hills	44	0.27%		
MemorialCare Home Health			162	0.95%
JC Penney			145	0.85%
Allied Schools			128	0.75%
Ashley Crown Systems Inc			128	0.75%
Macy's			120	0.71%
Total Top Employees	3,099	19.25%	3,215	18.90%
Total City Employment (1)	16,100			

Source: MuniServices / Neumo for 2025 data.
Source: 2016 ACFR for 2016 data.
Results based on direct correspondence with city's local businesses.
(1) Total City Labor Force provided by EDD Labor Force Data as of June 30th.

City of Laguna Hills

Full-time Equivalent Personnel Allocation by Function

Last Ten Fiscal Years

	Fiscal Year Ending									
Function	2016	2017	2018	2019	2020	2021	2022	2023	2024	2025
General Government	10.99	10.49	9.74	9.50	9.50	9.50	9.50	9.00	8.00	9.00
Non-Departmental	1.00	1.00	1.00	1.00	1.00	1.00	1.00	1.00	1.00	1.00
Public Works	5.00	5.00	5.00	5.00	5.00	5.00	5.00	5.00	5.00	6.00
Community Development	8.23	8.23	8.00	7.10	7.10	6.50	6.50	6.87	7.00	7.00
Community Services	15.40	15.40	14.65	14.50	14.50	14.25	14.25	10.97	11.60	12.10
Total	40.62	40.12	38.39	37.10	37.10	36.25	36.25	32.84	32.60	35.10

Sources: City of Laguna Hills' Biennial Budget (includes vacant positions) and City Finance Department

City of Laguna Hills

Operating Indicators by Function

Last Ten Fiscal Years

Function	Fiscal Year Ending									
	2016	2017	2018	2019	2020	2021	2022	2023	2024	2025
Police [b]										
Physical arrests	284	293	281	240	246	289	258	211	243	399
Parking violations	3,257	3,406	2,487	2,381	1,876	1,267	1,841	908	2,034	2,926
Traffic violations	3,187	2,669	1,512	1,136	722	842	900	3,113	2,908	4,571
Fire [c]										
Number of calls answered	2,887	3,078	3,203	3,303	3,122	3,263	3,842	3,878	3,990	3,750
Highways and Streets [d]										
Sidewalk replacement (sq. ft.)	940	7,012	1,328	1,790	790	2,961	1,847	742	6,258	-
Curb & gutter replacement (linear ft.)	211	523	28	85	93	20	66	22	186	24
Asphalt concrete placed (tons)	134	10,536	1,215	174	266	18	6,059	40	436	117
Street sweeping debris collected (tons)	229	219	217	227	206	244	226	329	350	355
New sign installations	155	12	31	2	13	18	11	27	24	48
Sign Replacements	297	312	196	55	220	287	187	309	293	92
Trees trimmed	821	1,396	1,347	1,407	1,639	1,592	1,546	1,461	1,379	956
Trees removed	152	263	286	183	206	211	200	164	130	102
Trees planted	43	118	120	109	139	122	123	199	134	27
Waste Stream [a]										
Refuse collected (tons)	17,197	17,966	17,520	16,576	20,016	25,026	20,539	19,854	22,805	22,846
Recyclables collected (tons)	18,150	17,058	16,827	16,879	15,611	10,717	14,402	16,606	10,074	9,931
Sanitation [a]										
Refuse collected (tons/day)	47	49	48	45	55	69	56	54	62	63
Recyclables collected (tons/day)	50	47	46	46	43	29	40	45	28	27
Culture and Recreation [e]										
Program participants	6,152	5,686	5,993	4,456	2,919	341	2,572	990	3,088	3,490
Athletic permits	42	48	41	43	30	6	26	32	30	83

[a] *CR&R Monthly Tonnage Report*

[b] *Orange County Sheriff's Daily Booking Log; Monthly Traffic Statistics; Data Ticket Citation Report*

[c] *Orange County Fire Authority - Annual Comprehensive Financial Report*

[d] *City of Laguna Hills, Public Works Department*

[e] *City of Laguna Hills, Community Services Department*

City of Laguna Hills

Capital Assets Statistics by Function

Last Ten Fiscal Years

Function	2016	2017	2018	2019	2020	2021	2022	2023	2024	2025
Highways and streets										
Streets (miles)	83	83	83	83	83	83	83	83	83	83
Traffic signals	47	47	48	48	48	49	49	49	49	49
Culture and recreation										
Parks acreage	83	83	83	83	83	83	83	83	83	83
Parks	15	15	15	15	15	15	15	15	15	15
Community Centers	1	1	1	1	1	1	1	1	1	1
Civic Center	1	1	1	1	1	1	1	1	1	1

Source: Various City Departments

CITY OF LAGUNA HILLS

AT A GLANCE

GENERAL INFORMATION

The City of Laguna Hills, located in South Orange County, has approximately 6.6 square miles of land in its corporate boundary and is now home to 30,315 people. The majority of the area in the City has a distinctive residential character. Yet, the City has a commercial base in its northern part. This area, or "urban village", is anchored by upcoming development of The Village at Laguna Hills, the Oakbrook Village Retail Center, and Saddleback Memorial Hospital. It includes retail, restaurant, professional office, and medical related building space. When the City annexed the "North Laguna Hills" area in July of 1996, the City acquired 1.2 square miles of primarily light industrial, professional office, specialty retail, hotel, and residential uses. This annexed area contains a furniture row, office headquarters, and the only light industrial/manufacturing establishments in the City. In September of 2000, the City grew by another 150 acres as a result of the annexation of residential properties identified as West Laguna Hills.

HISTORY

Laguna Hills is built on one of the major land grants developed during the rancho area. Following Mexico's independence from Spain in 1821, those who had served in the government or who had friends in authority were given vast lands for cattle grazing. Rancho Lomas de Santiago, Rancho San Joaquin, and Rancho Niguel covered much of the western portion of the Saddleback Valley. Don Juan Avila was granted the 13,000-acre Rancho Niguel on which Laguna Hills is located.

In 1874, Lewis Moulton purchased Rancho Niguel from Don Juan Avila and increased the original grant to 22,000 acres. Moulton and his partner, Jean Piedrea Daguerre, used the ranch to raise sheep and cattle. The Moulton ranch was eventually subdivided in the early 1960s, part of which is recognized as Laguna Hills.

Incorporation efforts began in 1987 and on March 5, 1991, the goal of incorporation was finally achieved with 86% of the residents voting in favor of forming the City of Laguna Hills. On December 20, 1991, Laguna Hills officially became a City.

CITY GOVERNMENT

The City of Laguna Hills is a General Law City that operates under the Council/Manager form of government. The voters elect five of their fellow citizens to the City Council for overlapping four-year terms. The Council, in turn, selects one of its members to serve as Mayor for a one-year term. The City Council holds regular public meetings on the second and fourth Tuesday of each month.

Independent Auditor's Report on Internal Control over Financial Reporting and on Compliance and Other Matters Based on an Audit of Financial Statements Performed in Accordance with *Government Auditing Standards*

To the Honorable Mayor and Members of the City Council
City of Laguna Hills, California

We have audited, in accordance with auditing standards generally accepted in the United States of America and the standards applicable to financial audits contained in *Government Auditing Standards*, issued by the Comptroller General of the United States (*Government Auditing Standards*), the financial statements of the governmental activities, the business-type activities, each major fund, and the aggregate remaining fund information of the City of Laguna Hills, California (City), as of and for the year ended June 30, 2025, and the related notes to the financial statements, which collectively comprise the City's basic financial statements and have issued our report thereon dated December 3, 2025

Report on Internal Control over Financial Reporting

In planning and performing our audit of the financial statements, we considered the City's internal control over financial reporting (internal control) as a basis for designing audit procedures that are appropriate in the circumstances for the purpose of expressing our opinions on the financial statements, but not for the purpose of expressing an opinion on the effectiveness of the City's internal control. Accordingly, we do not express an opinion on the effectiveness of the City's internal control.

A *deficiency in internal control* exists when the design or operation of a control does not allow management or employees, in the normal course of performing their assigned functions, to prevent, or detect and correct, misstatements on a timely basis. A *material weakness* is a deficiency, or a combination of deficiencies, in internal control, such that there is a reasonable possibility that a material misstatement of the City's financial statements will not be prevented, or detected and corrected, on a timely basis. A *significant deficiency* is a deficiency, or a combination of deficiencies, in internal control that is less severe than a material weakness, yet important enough to merit attention by those charged with governance.

Our consideration of internal control was for the limited purpose described in the first paragraph of this section and was not designed to identify all deficiencies in internal control that might be material weaknesses or significant deficiencies. Given these limitations, during our audit we did not identify any deficiencies in internal control that we consider to be material weaknesses. However, material weaknesses or significant deficiencies may exist that were not identified.

eidebailly.com
25231 Paseo De Alicia, Ste. 100 | Laguna Hills, CA 92653-4615 | T 949.768.0833 | F 949.768.8408 | EOE

Report on Compliance and Other Matters

As part of obtaining reasonable assurance about whether the City's financial statements are free from material misstatement, we performed tests of its compliance with certain provisions of laws, regulations, contracts, and grant agreements, noncompliance with which could have a direct and material effect on the financial statements. However, providing an opinion on compliance with those provisions was not an objective of our audit, and accordingly, we do not express such an opinion. The results of our tests disclosed no instances of noncompliance or other matters that are required to be reported under *Government Auditing Standards*.

Purpose of this Report

The purpose of this report is solely to describe the scope of our testing of internal control and compliance and the results of that testing, and not to provide an opinion on the effectiveness of the City's internal control or on compliance. This report is an integral part of an audit performed in accordance with *Government Auditing Standards* in considering the City's internal control and compliance. Accordingly, this communication is not suitable for any other purpose.

Eide Bailly LLP

Laguna Hills, California
December 3, 2025

Independent Accountant's Report on
Applying Agreed-Upon Procedures Related to
the Article XIII-B Appropriations Limit Calculation
June 30, 2025

City of Laguna Hills, California

eidebailly.com

Independent Accountant's Report
on the Article XIII-B Appropriations Limit Calculation

To the Honorable Mayor and Members of the City Council
City of Laguna Hills, California

We have performed the procedures enumerated below, on the Appropriations Limit Calculation of the City of Laguna Hills, California (City) prepared in accordance with Article XIII-B of the California Constitution for the fiscal year ended June 30, 2025. The City's management is responsible for the Appropriations Limit Calculation for the year ended June 30, 2025.

The City has agreed to and acknowledged that the procedures performed are appropriate to meet the intended purpose of evaluating the Appropriations Limit Calculation. This report may not be suitable for any other purpose. The procedures performed may not address all the items of interest to a user of this report and may not meet the needs of all users of this report and, as such, users are responsible for determining whether the procedures performed are appropriate for their purposes.

The procedures and associated findings are as follows:

1. We obtained the completed worksheets setting forth the calculations necessary to establish the City's appropriations limit and compared the limit and annual adjustment factors included in those worksheets to the limit and annual adjustment factors that were adopted by resolution of the City Council. We also compared the population and inflation options included in the aforementioned worksheets to those that were selected by a recorded vote of the City Council.

   Finding: No exceptions were found as a result of this procedure.

2. We added last year's limit to the annual adjustment amount, and compared the resulting amount to the 2024-2025 appropriations limit.

   Finding: No exceptions were found as a result of this procedure.

3. We compared the current year information to the worksheets described in Procedure 1 above and to information provided by the California State Department of Finance.

   Finding: No exceptions were found as a result of this procedure.

4. We agreed the prior year appropriations limit to the prior year appropriations limit adopted by the City Council.

   Finding: No exceptions were found as a result of this procedure.

eidebailly.com
25231 Paseo De Alicia, Ste. 100 | Laguna Hills, CA 92653-4615 | T 949.768.0833 | F 949.768.8408 | EOE

We were engaged by the City to perform this agreed-upon procedures engagement and conducted our engagement in accordance with attestation standards established by the American Institute of Certified Public Accountants. We were not engaged to and did not conduct an examination or review, the objective of which would be the expression of an opinion or conclusion, respectively, on the City's Appropriations Limit Calculation for the fiscal year ended June 30, 2025. Accordingly, we do not express such an opinion or conclusion. Had we performed additional procedures, other matters might have come to our attention that would have been reported to you.

We are required to be independent of the City and to meet our other ethical responsibilities, in accordance with the relevant ethical requirements related to our agreed-upon procedures engagement.

No procedures have been performed with respect to the determination of the appropriation limit for the base year, as defined by Article XIII-B of the California Constitution.

This report is intended solely for the information and use of City Council and management of the City and is not intended to be and should not be used by anyone other than those specified parties.

Eide Bailly LLP

Laguna Hills, California
December 3, 2025

December 3, 2025

To the Honorable Mayor and Members of the City Council
City of Laguna Hills
Laguna Hills, California

We have audited the financial statements of City of Laguna Hills, California (City) as of and for the year ended June 30, 2025, and have issued our report thereon dated December 3, 2025. Professional standards require that we advise you of the following matters relating to our audit.

Our Responsibility in Relation to the Financial Statement Audit under Generally Accepted Auditing Standards and *Government Auditing Standards*

As communicated in our letter dated July 17, 2025, our responsibility, as described by professional standards, is to form and express opinions about whether the financial statements that have been prepared by management with your oversight are presented fairly, in all material respects, in accordance with accounting principles generally accepted in the United States of America. Our audit of the financial statements does not relieve you or management of its respective responsibilities.

Our responsibility, as prescribed by professional standards, is to plan and perform our audit to obtain reasonable, rather than absolute, assurance about whether the financial statements are free of material misstatement. An audit of financial statements includes consideration of internal control over financial reporting as a basis for designing audit procedures that are appropriate in the circumstances, but not for the purpose of expressing an opinion on the effectiveness of the entity's internal control over financial reporting. Accordingly, as part of our audit, we considered the internal control of the City solely for the purpose of determining our audit procedures and not to provide any assurance concerning such internal control.

We are also responsible for communicating significant matters related to the audit that are, in our professional judgment, relevant to your responsibilities in overseeing the financial reporting process. However, we are not required to design procedures for the purpose of identifying other matters to communicate to you.

We have provided our comments regarding internal controls during our audit in our Independent Auditor's Report on Internal Control over Financial Reporting and on Compliance and Other Matters Based on an Audit of Financial Statements Performed in Accordance with *Government Auditing Standards* dated December 3, 2025.

We also performed agreed upon procedures on the Article XII-B Appropriation's Limit Calculation.

Planned Scope and Timing of the Audit

We conducted our audit consistent with the planned scope and timing we previously communicated to you.

eidebailly.com
25231 Paseo De Alicia, Ste. 100 | Laguna Hills, CA 92653-4615 | T 949.768.0833 | F 949.768.8408 | EOE

Compliance with All Ethics Requirements Regarding Independence

The engagement team, others in our firm, as appropriate, our firm, and other firms utilized in the engagement, if applicable, have complied with all relevant ethical requirements regarding independence.

Significant Risks Identified

As stated in our auditor's report, professional standards require us to design our audit to provide reasonable assurance that the financial statements are free of material misstatement whether caused by fraud or error. In designing our audit procedures, professional standards require us to evaluate the financial statements and assess the risk that a material misstatement could occur. Areas that are potentially more susceptible to misstatements, and thereby require special audit considerations, are designated as "significant risks". We have identified the following as significant risks:

- Management override of internal controls is considered an inherent risk according to auditing standards.
- Revenue recognition is significant due to the to the overall significance of revenues to the ongoing operations of the City.
- Net pension liability, related deferred inflows/outflows of resources and pension expense is significant due to the related estimation risk.

Qualitative Aspects of the Entity's Significant Accounting Practices

Significant Accounting Policies

Management has the responsibility to select and use appropriate accounting policies. A summary of the significant accounting policies adopted by the City is included in Note 1 to the financial statements. As discussed in Note 1 to the financial statements, the City has changed accounting policies related to accounting for compensated absences to adopt the provisions of Governmental Accounting Standards Board (GASB) Statement No. 101, *Compensated Absences,* with no restatement necessary. No matters have come to our attention that would require us, under professional standards, to inform you about (1) the methods used to account for significant unusual transactions and (2) the effect of significant accounting policies in controversial or emerging areas for which there is a lack of authoritative guidance or consensus.

Accounting Estimates

Accounting estimates are an integral part of the financial statements prepared by management and are based on management's current judgments. Those judgments are normally based on knowledge and experience about past and current events and assumptions about future events. Certain accounting estimates are particularly sensitive because of their significance to the financial statements and because of the possibility that future events affecting them may differ markedly from management's current judgments.

The most sensitive accounting estimates affecting the financial statements are management's estimates of the net pension liability, related deferred inflows and outflows of resources, pension expense, and disclosures.

Management's estimate of the pension information is based on actuarial valuations. We evaluated the key factors and assumptions used to develop the estimate and determined that it is reasonable in relation to the basic financial statements taken as a whole.

Financial Statement Disclosures

Certain financial statement disclosures involve significant judgment and are particularly sensitive because of their significance to financial statement users. The most sensitive disclosures affecting the City's financial statements relate to:

- The net pension liability and related deferred inflows/outflows of resources and expense in Note 8 are sensitive to the underlying actuarial assumptions used, including, but not limited to, the investment rate of return and discount rate. As disclosed in Note 8, a 1% increase or decrease in the discount rate has a material effect on the City's net pension liability.

Significant Difficulties Encountered during the Audit

We encountered no significant difficulties in dealing with management relating to the performance of the audit.

Uncorrected and Corrected Misstatements

For purposes of this communication, professional standards require us to accumulate all known and likely misstatements identified during the audit, other than those that we believe are trivial, and communicate them to the appropriate level of management. Further, professional standards require us to also communicate the effect of uncorrected misstatements related to prior periods on the relevant classes of transactions, account balances or disclosures, and the financial statements as a whole. Uncorrected misstatements or matters underlying those uncorrected misstatements could potentially cause future-period financial statements to be materially misstated, even though the uncorrected misstatements are immaterial to the financial statements currently under audit. There were no corrected missstatements identified as a result of our audit procedures.

The following summarizes uncorrected financial statement misstatements whose effects in the current and prior periods, as determined by management, are immaterial, both individually and in the aggregate, to the financial statements taken as a whole.

Overstatement of $112,089 for Net Position – Unrestricted and related understatement of Net Position - Restricted (Governmental Acitivities)

The effect of these uncorrected misstatements resulted in no impact to net income or ending total net position.

Disagreements with Management

For purposes of this letter, professional standards define a disagreement with management as a matter, whether or not resolved to our satisfaction, concerning a financial accounting, reporting, or auditing matter, which could be significant to the City's financial statements or the auditor's report. No such disagreements arose during the course of the audit.

Circumstances that Affect the Form and Content of the Auditor's Report

For the purposes of this letter, professional standards require we communicate any circumstances that affect the form and content of the auditor's report. As described in Note 1 to the financial statements, the City has adopted GASB Statement No. 101, Compensated Absences. The purpose of this paragraph is to draw attention to the disclosures for the adoption of the standards update. We have included an emphasis of matter in our report regarding the change in accounting principle. We did not modify our opinion related to this matter.

Representations Requested from Management

We have requested certain written representations from management which are included in the management representation letter dated December 3, 2025.

Management's Consultations with Other Accountants

In some cases, management may decide to consult with other accountants about auditing and accounting matters. Management informed us that, and to our knowledge, there were no consultations with other accountants regarding auditing and accounting matters.

Other Significant Matters, Findings, or Issues

In the normal course of our professional association with the City, we generally discuss a variety of matters, including the application of accounting principles and auditing standards, significant events or transactions that occurred during the year, operating conditions affecting the entity, and operating plans and strategies that may affect the risks of material misstatement. None of the matters discussed resulted in a condition to our retention as the City's auditors.

Other Information Included in Annual Reports

Pursuant to professional standards, our responsibility as auditors for other information, whether financial or nonfinancial, included in the City's annual reports, does not extend beyond the financial information identified in the audit report, and we are not required to perform any procedures to corroborate such other information.

Additionally, in accordance with such standards, we have read the information and considered whether such information, or the manner of its presentation, was materially inconsistent with its presentation in the financial statements.

Our responsibility also includes communicating to you any information which we believe is a material misstatement of fact. Nothing came to our attention that caused us to believe that such information, or its manner of presentation, is materially inconsistent with the information, or manner of its presentation, appearing in the financial statements.

Group Audits

The financial statements include the financial activity of the Laguna Hills Public Improvement Corporation (Corporation), a blended component unit. For the purposes of our audit, we do not consider the Corporation to be a significant component of the financial statements. Consistent with the audit of the financial statements as a whole, our audit included obtaining an understanding of the Corporation and its environment, including internal control, sufficient to assess the risks of material misstatement of the financial statements of Corporation and City as a whole, and completion of further audit procedures.

This report is intended solely for the information and use of the City Council, and management of the City and is not intended to be, and should not be, used by anyone other than these specified parties.

Eide Bailly LLP

Laguna Hills, California

City of Laguna Hills
City Council / Planning Agency
Staff Report

Date: December 9, 2025
To: Mayor and Council Members
From: Jennifer Lee, City Clerk
Issue: 2026 City Council Meetings and Holidays Calendar

Recommendation: That the City Council adopt the 2026 City Council Meetings and Holidays Calendar.

Background:

In order to facilitate the preparation of agendas, as well as to provide adequate time for Council Members and City staff to plan schedules, the City Council reviews and adopts the next year's calendar at the December meeting. The City Council, with proper noticing, can decide to adjourn a regular meeting to an Adjourned Regular Meeting for a specific date and time or can call a Special Meeting, if the need for such a meeting arises. Please note that the second meeting in July, first meeting in August, and second meetings in November and December are, in regular practice, not held. Also, as regular practice, the second meetings of each month ar subject to cancellation if the City Manager determines there are not sufficient items to justify a meeting.

Attachments:

1. 2026 CC Meeting & Holidays Calendar List
2. 2026 CC Meetings & Holidays Calendar

Item No. 4.7

City Council Meetings & Holidays Calendar 2026

January 1	New Year's Day Holiday - City Hall Closed
January 13	City Council/Planning Agency Regular Meeting
January 19	Martin Luther King Jr. Day Holiday - City Hall Closed
January 27	City Council/Planning Agency Regular Meeting (subject to cancellation)
February 10	City Council/Planning Agency Regular Meeting Public Improvement Corp
February 16	Presidents Day Holiday - City Hall Closed
February 24	City Council/Planning Agency Regular Meeting (subject to cancellation)
March 10	City Council/Planning Agency Regular Meeting
March 24	City Council/Planning Agency Regular Meeting (subject to cancellation)
April 14	City Council/Planning Agency Regular Meeting
April 28	City Council/Planning Agency Regular Meeting (subject to cancellation)
May 12	City Council/Planning Agency Regular Meeting
May 25	Memorial Day Holiday - City Hall Closed
May 26	City Council/Planning Agency Regular Meeting (subject to cancellation)
June 9	City Council/Planning Agency Regular Meeting
June 23	City Council/Planning Agency Regular Meeting (subject to cancellation)

July 3	Fourth of July Holiday (observed) - City Hall Closed
July 4	City's Fourth of July Celebration
July 14	City Council/Planning Agency Regular Meeting
July 21	Cancelled City Council/Planning Agency Regular Meeting
August 11	Cancelled City Council/Planning Agency Regular Meeting
August 25	City Council/Planning Agency Regular Meeting
September 7	Labor Day Holiday - City Hall Closed
September 8	City Council/Planning Agency Regular Meeting
September 22	City Council/Planning Agency Regular Meeting (subject to cancellation)
October 13	City Council/Planning Agency Regular Meeting
October 27	City Council/Planning Agency Regular Meeting (subject to cancellation)
November 10	City Council/Planning Agency Regular Meeting
November 11	Veterans Day Holiday - City Hall Closed
November 24	Cancelled City Council/Planning Agency Regular Meeting
November 26-27	Thanksgiving Holiday - City Hall Closed
December 8	City Council/Planning Agency Regular Meeting City Council Reorganization
December 22	Cancelled City Council/Planning Agency Regular Meeting
December 24 -31	Christmas Holiday - City Hall Closed

LAGUNA HILLS
California

2026
City Council Calendar

City Council Meetings
City Council Recess
City Holidays
City Hall Alternate Friday Closures

January

Su	Mo	Tu	We	Th	Fr	Sa
				1	2	3
4	5	6	7	8	9	10
11	12	13	14	15	16	17
18	19	20	21	22	23	24
25	26	27	28	29	30	31

February

Su	Mo	Tu	We	Th	Fr	Sa
1	2	3	4	5	6	7
8	9	10	11	12	13	14
15	16	17	18	19	20	21
22	23	24	25	26	27	28

March

Su	Mo	Tu	We	Th	Fr	Sa
1	2	3	4	5	6	7
8	9	10	11	12	13	14
15	16	17	18	19	20	21
22	23	24	25	26	27	28
29	30	31				

April

Su	Mo	Tu	We	Th	Fr	Sa
			1	2	3	4
5	6	7	8	9	10	11
12	13	14	15	16	17	18
19	20	21	22	23	24	25
26	27	28	29	30		

May

Su	Mo	Tu	We	Th	Fr	Sa
					1	2
3	4	5	6	7	8	9
10	11	12	13	14	15	16
17	18	19	20	21	22	23
24	25	26	27	28	29	30
31						

June

Su	Mo	Tu	We	Th	Fr	Sa
	1	2	3	4	5	6
7	8	9	10	11	12	13
14	15	16	17	18	19	20
21	22	23	24	25	26	27
28	29	30				

July

Su	Mo	Tu	We	Th	Fr	Sa
			1	2	3	4
5	6	7	8	9	10	11
12	13	14	15	16	17	18
19	20	21	22	23	24	25
26	27	28	29	30	31	

August

Su	Mo	Tu	We	Th	Fr	Sa
						1
2	3	4	5	6	7	8
9	10	11	12	13	14	15
16	17	18	19	20	21	22
23	24	25	26	27	28	29
30	31					

September

Su	Mo	Tu	We	Th	Fr	Sa
		1	2	3	4	5
6	7	8	9	10	11	12
13	14	15	16	17	18	19
20	21	22	23	24	25	26
27	28	29	30			

October

Su	Mo	Tu	We	Th	Fr	Sa
				1	2	3
4	5	6	7	8	9	10
11	12	13	14	15	16	17
18	19	20	21	22	23	24
25	26	27	28	29	30	31

November

Su	Mo	Tu	We	Th	Fr	Sa
1	2	3	4	5	6	7
8	9	10	11	12	13	14
15	16	17	18	19	20	21
22	23	24	25	26	27	28
29	30					

December

Su	Mo	Tu	We	Th	Fr	Sa
		1	2	3	4	5
6	7	8	9	10	11	12
13	14	15	16	17	18	19
20	21	22	23	24	25	26
27	28	29	30	31		

City Hall is closed on the following holidays:

New Year's Day
Martin Luther King, Jr's Birthday
President's Day
Memorial Day
Independence Day
Labor Day
Veterans Day
Thanksgiving and day after
Christmas Eve through
New Years Eve

Standard City Council Meeting Schedule:
2nd & 4th Tuesday of each month, at 6:00 p.m., in the Laguna Hills Council Chamber, located at: 24035 El Toro Road, Laguna Hills, CA 92653
Meetings are cancelled on Holidays and during Council Recess

City of Laguna Hills
City Council / Planning Agency
Staff Report

Date: December 9, 2025
To: Mayor and Council Members
From: Jennifer Lee, City Clerk
Issue: Affirmation of Local Appointments List for City Boards, Commission, and Committees

Recommendation: That the City Council affirm the Local Appointments List and direct that it be posted on the City's website, at City Hall, and in the Laguna Hills Branch Technology Library in accordance with Government Code Section 54972, the Maddy Act.

Background:

The State Legislature found that there was a vast and largely untapped reservoir of talent existing among the citizenry of the State of California and that this resource was not, all too frequently, aware of the many opportunities which exist to participate in and serve on local regulatory and advisory boards, commissions, and committees. In order to provide access to information regarding vacancies which occur on local boards, commissions, and committees, Government Code Section 54972 requires that each legislative body prepare a Local Appointments List on or before December 31st of each year consisting of the following:

- A list of appointive terms, which will expire during the next calendar year, with the name of the incumbent appointee, the date of the appointment, the date the term expires, and the necessary qualifications for the position.
- A list of all boards, commissions, and committees whose members serve at the pleasure of the legislative body and the necessary qualifications for each position.

A Local Appointments List for the City of Laguna Hills is attached. After the City Council acts to affirm the list, a copy of the list will be posted on the City's website, at City Hall,

and in the Laguna Hills Branch Technology Library at the Community Center.

Attachments:

1. Local Appointments List

City of Laguna Hills

LOCAL APPOINTMENTS LIST

Ongoing Commissions, Boards, and Committees

(Pursuant to Government Code §54972 et seq.)

Planning Agency

City Council Members

established by Ordinance No. 9 and Laguna Hills Municipal Code Section 2-28.010

The members of the Laguna Hills City Council shall serve as members of the Planning Agency.

Planning Agency of the City pursuant to Government Code §65100 to carry out the purposes of Government Code Title 7. Planning and Land Use.

Appointee	Date Appointed	Term Expires
Jared Mathis	12/10/2024	12/12/2028
Erica Pezold	12/11/2018	12/08/2026
Dave Wheeler	12/11/2018	12/08/2026
Don Caskey	10/26/2021	12/12/2028
Joshua Sweeney	12/13/2022	12/08/2026

Parks and Recreation Commission

Five Members, Four-Year Staggered Terms

established by Resolution No. 92-04-14-5

amended by Resolution Nos. 96-02-13-1; 2005-09-13-1; 2006-01-10-1; 2009-08-25-4

All Commission Members, at all times during their incumbencies, must be a bona fide resident and registered voter of the City of Laguna Hills.

Advisory commission to the City Council pertaining to parks, recreation facilities, and recreational programming to balance community wants with municipality responsibility and resources.

Appointee	Date Appointed	Term Expires
Harry Huggins	03/25/2025	01/31/2029
Patricia Thee	03/25/2025	01/31/2029
Chris Bieber	05/23/2023	01/31/2027
Marc Trocchio	05/23/2023	01/31/2027
Michael Zozaya	05/23/2023	01/31/2027

Traffic Commission

Five Members, Four-Year Staggered Terms

established by Resolution No. 92-02-25-4

amended by Resolution No. 2005-09-13-2

All Commission Members, at all times during their incumbencies, must be a bona fide resident and registered voter of the City of Laguna Hills.

Advisory commission to the City Council pertaining safe and efficient movement of traffic, including pedestrians and bicycles, upon existing streets, roads and highways of the City.

Appointee	Date Appointed	Term Expires
Mark Jones	03/25/2025	01/31/2029
Mark Schaff	03/25/2025	01/31/2029
Michael Caputo	06/14/2022	01/31/2029
Neel Patel	05/23/2023	01/31/2027
Scott Miller	02/27/2024	01/31/2027

Audit Committee

City Manager (or designee) and Two City Council Members
established by City Council Action on March 14, 1995 and City Council Policy No. 105
Committee Members must be a current member of the Laguna Hills City Council.

Advisory committee to the City Council for the purpose of providing a direct line of communication between the auditor and the City Council.

Appointee	Date Appointed	Term Expires
Joshua Sweeney	1/10/2023	Unlimited Term
Don Caskey	12/14/2021	Unlimited Term

Events, Communication, and Beautification Committee

Two City Council Members
established by City Council Action on June 28, 2022
Committee Members must be a current member of the Laguna Hills City Council.

Advisory committee to the City Council for the purpose of making recommendations on projects designed to maintain and enhance the appearance of public areas within the City, conduct research on communications programs, and develop and implement community events.

Appointee	Date Appointed	Term Expires
Erica Pezold	06/28/2022	Unlimited Term
Jared Mathis	01/14/2025	Unlimited Term

Economic Development Committee

Two City Council Members
established by City Council Action on June 28, 2022
Committee Members must be a current member of the Laguna Hills City Council.

Advisory committee to the City Council for the purpose of promoting and supporting local businesses and encouraging a strong economy within the City.

Appointee	Date Appointed	Term Expires
Dave Wheeler	06/28/2022	Unlimited Term
Don Caskey	06/28/2022	Unlimited Term

City of Laguna Hills
City Council / Planning Agency
Staff Report

Date: December 9, 2025
To: Mayor and Council Members
From: Joe Ames, Assistant City Manager
Issue: Approval of Parking Citation and Parking Permit Processing Agency Services Agreement with Data Ticket, Inc.

Recommendation: That the City Council: 1. Waive formal competitive bidding in accordance with Laguna Hills Municipal Code (LHMC) Section 3-08.090 with regard to approval of the proposed Parking Citation and Parking Permit Processing Agency Services Agreement with Data Ticket, Inc., as it is hereby found and determined, pursuant to LHMC Sections 3-08.110.G, I, and J, that the decision to use and rely on the 2020 County of Orange competitive selection process is appropriate; 2. Approve the Parking Citation and Parking Permit Processing Agency Services Agreement with Data Ticket, Inc.; and 3. Authorize the City Manager to execute the agreement.

Background:

In November 2017, the City of Laguna Hills entered into an agreement with Data Ticket, Inc., for the purpose of processing parking citations. The agreement had a term of 5 years, with an option for 3 additional years, which the City exercised. The current agreement expires this month.

The City desires to enter into a new agreement with Data Ticket for parking citation processing, as well as expanding the scope to include parking permit processing.

The Orange County Sheriff's Department (OCSD) continues to issue parking citations for the City and will perform the administrative review functions as stated in the agreement. Many OCSD contract-partner cities utilize Data Ticket, Inc. for the processing of parking citations. Data Ticket, under the proposed Agreement, will continue to provide these services, as well as provide the City with the data necessary

to comply with all reporting requirements.

For citation processing, the City received a proposal from Data Ticket that mirrors the prices negotiated by the County of Orange. Annually, the City spends $9,000 to $10,000 on the contract with Data Ticket for their citation processing services. Since Data Ticket is a current vendor with the City, it is ideal to renew this contract for continuity purposes.

The proposed Agreement also allows, but does not require, the City to use Data Ticket for parking permit processing, which, if exercised, would be a new service for the City. The City's Traffic Commission previously requested that City staff explore new technologies for implementing the residential permit parking program. At the November 14, 2024, Traffic Commission meeting, City staff presented an overview of different technologies and City staff found that Data Ticket was the most established technology in the marketplace. While the Traffic Commission received and filed the report, primarily because implementing any of the technologies exceeded the available budget, the Traffic Commission expressed that City staff should try to include an item in the FY25-27 biennial budget for implementing new technologies.

The Public Works Department currently processes all parking permits in the City's fourteen (14) residential permit parking districts. In FY24-25, the Department issued parking permits to residents residing at 580 residential properties. The Assistant City Manager estimates that approximately one-third of the Public Works Administrative Assistant's time is spent processing parking permits. The process is very cumbersome as the City does not have online/web-based processing software. Residents are required to e-mail or text parking permit requests, including proof of residency and vehicle registration information, to the Administrative Assistant to obtain permits. In turn, the Administrative Assistant reviews each permit request and determines eligibility. If eligible, the Administrative Assistant corresponds and/or calls the requestor to verify the number of requested permanent vehicle decals and/or guest parking pass placards. The Administrative Assistant logs each permanent vehicle decal into a spreadsheet and physically creates each guest parking pass placard and records those as well. After logging in the information and preparing the physical decals and placards, each resident must visit City Hall during business hours to pick up permits. In addition, if a resident requests any additional temporary one-day guest permit parking passes, the resident must visit City Hall during business hours to pick up permits. Therefore, City staff believes there would be significant efficiency in having Data Ticket process parking permits, not only to make time available for the Administrative Assistant to perform other needed tasks and duties, but also to allow residents to use an already established web-based program established by Data Ticket that will allow residents to log onto a

website to request and process residential permit parking program applications. Recently, City staff learned other Orange County cities use Data Ticket for residential permit parking program processing services, including the City of Lake Forest. The City of Lake Forest switched to Data Ticket two years ago, and the Public Works Director of Lake Forest reports that the switch has been beneficial for both their city staff and residents.

The City's Purchasing Code requires formal bidding for purchases over $50,000. However, the bidding requirements and procedures set forth in Sections 3-08.090 of the Laguna Hills Municipal Code (Purchasing Code) may be waived at the discretion of the Purchasing Officer or City Council, when any of the exemptions listed ln Section 3-08.110 apply. In this case, the rates provided in the proposed agreement are available to the City based on a prior competitive selection process performed by the County of Orange in July 2020. The County's 2025 contract with Data Ticket specifically extends such terms to several Orange County cities, which includes the City of Laguna Hills. Over the last 25 years, Data Ticket has established that they bring a particular expertise, performance history and reputation that makes them uniquely qualified for these services. Based on these reasons, it can be determined that going out for a RFP is not in the best interest of the City; therefore, exemptions G, I, and J of Section 3-08.110 apply as discussed below.

Section 3-08.110.G provides for an exemption "when goods and supplies, equipment, or nonprofessional services are available from a vendor who has been selected as the lowest bidder through a procurement with another government entity using competitive bidding procedures substantially the same as or similar to those normally utilized by the City for the acquisition of such goods and supplies, equipment, or services, and when the price offered to the City is substantially equivalent to that offered to the other public agency." The County of Orange went through competitive selection process in July 2020, and the City is receiving the same lower rates than are provided to the County of Orange by Data Ticket.

Section 3-08.110.I provides for an exemption "when an unusual or unique situation exists, in that due to experience, specialized qualifications, particular expertise, performance history, and/or reputation, a particular company, vendor, consultant, or contractor is uniquely qualified for a particular task or project, which makes application of the requirements for competitive solicitation under this chapter contrary to either the intended purpose of the project or the public interest." Historically, Data Ticket has provided parking citation processing services to the County of Orange as well as many other Orange County cities at cost-effective rates. Data Ticket will also continue to provide the particular expertise and knowledge consistent with the parking citation

service industry. In addition, the City contracts with OCSD for law enforcement services, who provides the parking citation function for the City as well as the County's unincorporated areas surrounding the City. Therefore, having the same vendor provides for continuity in service and process, as well as affording the City competitive rates.

Section 3-08.110.J provides for an exemption "when in the opinion of the City Council, it is determined that compliance with the requirements and procedures is not in the best interest of the City." Based on the reasons set forth above, such as the City is able to capture the lower rates by exercising the ability to use and rely on the County of Orange competitive selection process, Data Ticket's history with the City in providing low cost and particular expertise, as well as, continuity in the parking citation processing service establishes that the proposed proposal from Data Ticket is in the best interest of the City.

If the proposed Agreement is approved, City staff estimates it will take a few months for City staff and Data Ticket to establish the mechanics of implementing the Data Ticket residential parking permit processing system. Because the 14 residential permit parking districts each have varying annual starting months, it would take approximately 12 months for all the districts to be converted over to the new system. The existing decal and placard system will also be re-evaluated as part of the conversion process to determine if greater processing efficiencies exist.

The fiscal impact for making the proposed change in processing residential parking permits from City staff to Data Ticket is captured in the Fiscal Impact below. In summary, the total of the citation revenues and the residential permit parking processing fees collected by the City are greater than the estimated cost for processing citations and residential parking permit decals and guest placards.

Accordingly, City staff recommends approval of the proposed Agreement.

Fiscal Impact:

The maximum not-to-exceed amount for this five-year contract is $200,000, with citation processing comprising an estimated cost of $50,000 ($10,000 per year) and permit processing comprising an estimated cost of $150,000 ($30,000 per year). Adequate funds were included in the current FY25-27 biennial budget to accommodate the annual expense of approximately $40,000.

The total of the citation revenues and the residential permit parking processing fees collected by the City are greater than the estimated cost of $40,000 for processing

citations and residential parking permit decals and guest placards. Parking citations generate revenue of approximately $80,000 - $120,000 annually, which fluctuates annually. Parking permit revenue totals approximately $6,000 - $8,000 annually.

It is noted that in accordance with the discussion at the November 14, 2025, Traffic Commission meeting, City staff included an earmark in the Information Technology budget within the current FY25-27 biennial budget to develop an online system for processing residential permit parking. The proposed Data Ticket Agreement's cost for implementing this online process is significantly less than the earmark because Data Ticket has already developed and implemented the technology in other cities. The annual cost for Data Ticket to provide the online portal portion of the permit processing is estimated to be $9,500/year, whereas the earmark in the FY25-27 biennial budget was $25,000/year.

Attachments:

1. Proposed Agreement: Parking Citation and Parking Permit Processing Agency Services Agreement; Data Ticket, Inc.

Docusign Envelope ID: 83F2FB13-7EF8-4FBB-A685-1C3113783227

PARKING CITATION AND PARKING PERMIT PROCESSING AGENCY SERVICES AGREEMENT
Data Ticket, Inc.
(*Parking Citation Processing and Management Services)*

THIS PARKING CITATION AND PARKING PERMIT PROCESSING AGENCY SERVICES AGREEMENT (hereinafter "Agreement") is made and entered into, to be effective this 15th day of November 2025, by and between the CITY OF LAGUNA HILLS, a municipal corporation organized and existing under the laws of the State of California (hereinafter referred to as "City"), and DATA TICKET, INC., a California corporation (hereinafter referred to as "Consultant"). City and Consultant are sometimes hereinafter individually referred to as "Party" and are hereinafter collectively referred to as the "Parties."

RECITALS

A. City has determined that there is a need to retain the services of an experienced and qualified firm to provide parking citation and residential parking permit processing and management services to City, as the City's designated processing agency, for the administration and processing of parking citations and residential parking permits issued within the City's jurisdiction (the "Project").

B. Consultant has submitted to City formal written proposals, dated July 8, 2025 and October 1, 2025 to provide the desired parking citation and residential parking permit processing and management services to City for the Project pursuant to the terms of this Agreement.

C. Consultant represents and maintains that it is uniquely qualified by virtue of its experience, training, education, reputation, and expertise to provide these services to City for the Project and has agreed to provide such services as provided herein. City does not have the personnel, equipment, training, or specialized expertise able to perform the work or services contracted for herein.

D. City desires to retain Consultant to provide parking citation and residential parking permit processing and management services to City, as the City's designated processing agency, for the administration and processing of parking citations and residential parking permits issued within the City's jurisdiction

NOW, THEREFORE, in consideration of the promises and mutual obligations, covenants, and conditions contained herein, and other valuable consideration, the receipt and sufficiency of which are hereby acknowledged, the Parties agree as follows:

AGREEMENT

1. <u>SERVICES OF CONSULTANT</u>

1.1 Scope of Services and Standard of Performance. In compliance with all terms and conditions of this Agreement, Consultant agrees to provide and perform the parking citation amd residential parking permit processing agency and management services to City for the Project as set forth in the Consultant's Proposals, dated July 8, 2025 and October 1, 2025 in accordance with the City's Administrative Regulation No. 27, dated April 11, 2017, ("A.R. No. 27") entitled "Policy for Review and Appeal of Parking Citations," which administrative regulation is hereby adopted by the City Council and may be amended from time to time, and which are both attached hereto as Exhibit "A" and Exhibit "B" (hereinafter collectively referred to as the "Scope of Services," the "Services" or "Work"). Consultant shall process all parking citations on behalf of the City in accordance with the established schedule of fines and penalties adopted by resolution of the City Council, which may be amended from time to time. As a material inducement to the City entering into this Agreement, Consultant acknowledges and understands that the Services and Work contracted for under this Agreement require specialized skills and abilities and that, consistent with this understanding, Consultant's Services and Work shall be performed in a skillful and competent manner and shall be held to a standard of quality and workmanship prevalent in the industry for such Services and Work and with the standards recognized as being employed by processing agency service providers in the same discipline in the State of California. Consultant represents and warrants that it is skilled in the services/trade discipline necessary to perform the Services and Work and that it holds the necessary skills and abilities to satisfy the standard of work as set forth in this Agreement. Consultant represents and warrants that it and all of its employees, subconsultants and subcontractors providing any Work or Services under this Agreement shall have sufficient skill and experience to perform the Work or Services assigned to them. All Services and Work shall be completed to the reasonable satisfaction of the City.

1.2 Contract Documents. The Agreement between the Parties shall consist of the following: (1) this Agreement; (2) the Consultant's Proposals, dated July 8, 2025 and October 1, 2025, to provide parking citation and permit parking processing and management services ("Consultant's Proposals"), and (3) City's Administrative Regulation No. 27, dated April 11, 2017, ("A.R. No. 27") entitled "Policy for Review and Appeal of Parking Citations," which shall all be referred to collectively hereinafter as the "Contract Documents." The Consultant's Proposals, attached hereto as Exhibit "A," are hereby incorporated by reference and are made a part of this Agreement. The City's Administrative Regulation No. 27, dated April 11, 2017, ("A.R. No. 27") entitled "Policy for Review and Appeal of Parking Citations," which administrative regulation may be amended from time to time, attached hereto as Exhibit "B," is hereby incorporated by reference and is made a part of this Agreement. All provisions of the Contract Documents shall be binding on the Parties. Should any conflict or inconsistency exist in the Contract Documents, the conflict or inconsistency shall be resolved by applying the provisions in the highest priority document, which shall be determined in the following order of priority: (1st) the terms and conditions of this Agreement; (2nd) the regulations established in A.R. No. 27 (Exhibit "B"); and, (3rd) the provisions of the Consultant's Proposals (Exhibit "A").

1.3 Compliance with Law. Consultant shall comply at all times during the term of this Agreement with all applicable federal, state, and local laws, statutes, and ordinances and all lawful orders, rules, and regulations promulgated thereunder, including without limitation all applicable fair labor standards and Cal/OSHA requirements. Consultant shall keep itself fully

informed of and in compliance with all local, state, and federal laws, rules, and regulations in any manner affecting the performance of the Work and Services, including all Cal/OSHA requirements, and shall give all notices required by law. Consultant shall be liable for all violations of such laws and regulations in connection with performing the Work and Services. If Consultant performs any Work or Services in violation of such laws, rules, and regulations, Consultant shall be solely responsible for all penalties and costs arising therefrom. Consultant shall defend, indemnify, and hold City, its officials, officers, employees, agents and volunteers, free and harmless from any claim or liability arising out of any failure or alleged failure to comply with such laws, rules, or regulations.

1.4 Licenses, Permits, Fees, and Assessments. Prior to performing any Services or Work hereunder Consultant shall obtain all licenses, permits, qualifications, and approvals of whatever nature that are legally required to practice its profession and perform the Work and Services required by this Agreement. Consultant represents and warrants to City that Consultant shall, at its sole cost and expense, keep in effect at all times during the term of this Agreement and any extension, any license, permit, qualification, or approval that is legally required for Consultant to perform the Work and Services under this Agreement. Consultant shall have the sole obligation to pay for any fees, assessments, and taxes, plus applicable penalties and interest, which may be imposed by law and arise from or are necessary for the Consultant's performance of the Work and Services required by this Agreement, and shall defend, indemnify, and hold the City, its officials, officers, employees, agents and volunteers, free and harmless from and against any claim or liability arising out of any failure or alleged failure to obtain such license, permits, and approvals of whatever nature that are legally required to perform the Work or Services.

1.5 Familiarity with Work. By executing this Agreement, Consultant represents and warrants that it (a) has thoroughly investigated and considered the Scope of Work or Services to be performed, (b) has carefully considered how the Services should be performed and has carefully examined the location or locations at or with respect to where such Services or Work is to be performed, and (c) fully understands the facilities, difficulties, and restrictions attending performance of the Services under this Agreement.

1.6 Care of Work. Consultant shall adopt reasonable methods during the term of the Agreement to furnish continuous protection to the Work and the equipment, materials, papers, documents, plans, studies, and/or other components thereof to prevent losses or damages, and shall be responsible for all such damages, to persons or property, until acceptance of the Work by the City, except such losses or damages as may be caused by City's own negligence.

1.7 Further Responsibilities of Parties. Both Parties agree to use reasonable care and diligence to perform their respective obligations under this Agreement. Both Parties agree to act in good faith to execute all instruments, prepare all documents, and take all actions as may be reasonably necessary to carry out the purposes of this Agreement.

1.8 Additional Services. City shall have the right at any time during the performance of the Services, without invalidating this Agreement, to order extra work beyond that specified in the Scope of Services (Exhibit "A") or make changes by altering, adding to, or deducting from such Work. No such extra work may be undertaken unless a written order is first given by the

City to the Consultant, incorporating therein any adjustment in (i) the Maximum Contract Amount, as defined below, if any, and/or (ii) the time to perform this Agreement, which adjustments are subject to the written approval of the Consultant. It is expressly understood by Consultant that the provisions of this section shall not apply to the Work and Services specifically set forth in the Scope of Services or reasonably contemplated therein, regardless of whether the time or materials required to complete any Work or Service identified in the Scope of Services exceeds any time or material amounts or estimates provided therein.

1.9 ***Reserved.***

1.10 **Non-Exclusive Agreement**. Consultant acknowledges that City may enter into agreements with other contractors, consultants, or vendors for services similar to the services that are the subject of this Agreement. Consultant further acknowledges that City may have its own employees perform services similar to the services that are the subject of this Agreement.

2. COMPENSATION

2.1 **Maximum Contract Amount.** For the Services and Work rendered pursuant to this Agreement, Consultant shall be compensated by City for the services performed in accordance with the rates and service charges set forth in the Scope of Services, attached hereto as Exhibit "A" and is incorporated herein by reference, but not exceeding the total maximum contract amount of Two Hundred Thousand Dollars ($200,000.00) (hereinafter referred to as the "Maximum Contract Amount"). The method of compensation shall be as set forth in Exhibit "A". The rates and service charges set forth in Exhibit "A" shall remain fixed during the term of this Agreement, with no CPI adjustments. The maximum amount of City'spayment obligation under this Agreement is the amount specified in this section.

2.2. **Method of Payment.** Unless some other method of payment is specified in the Scope of Services (Exhibit "A"), in any month in which Consultant wishes to receive payment, no later than the tenth (10th) working day of such month, Consultant shall submit to the City, in a form approved by the City's Finance Manager, an invoice for services rendered prior to the date of the invoice. Such requests shall be based upon the amount and value of the services performed by Consultant and accompanied by such reporting data including an itemized breakdown of all costs incurred and tasks performed during the period covered by the invoice, as may be required by the City. City shall use reasonable efforts to make payments to Consultant within forty-five (45) days after receipt of the invoice or a soon thereafter as is reasonably practical.

2.3 **Changes in Scope.** In the event any change or changes in the Scope of Services is requested by the City, the Parties shall execute a written amendment to this Agreement, setting forth with particularity all terms of such amendment, including, but not limited to, any additional professional fees. An amendment may be entered into: (a) to provide for revisions or modifications to documents or other work product or work when documents or other work product or work is required by the enactment or revision of law subsequent to the preparation of any documents, other work product, or work; and/or (b) to provide for additional services not

included in this Agreement or not customarily furnished in accordance with generally accepted practice in Consultant's profession.

2.4 Appropriations. This Agreement is subject to and contingent upon funds being appropriated therefore by the Laguna Hills City Council for each fiscal year covered by the Agreement. If such appropriations are not made, this Agreement shall automatically terminate without penalty to the City.

3. SCHEDULE OF PERFORMANCE

3.1 Time of Essence. Time is of the essence in the performance of this Agreement. The time for completion of the services to be performed by Consultant is an essential condition of this Agreement. Consultant shall prosecute regularly and diligently the Work of this Agreement according to the agreed upon Schedule of Performance.

3.2 Schedule of Performance. Consultant shall commence the Services pursuant to this Agreement upon receipt of a written notice to proceed and shall perform all Services within the time period(s) established in the Schedule of Performance, if any, which is attached hereto as Exhibit "A" and is incorporated herein by reference. When requested by Consultant, extensions to the time period(s) specified in the Schedule of Performance may be approved in writing by the Contract Officer; however, the City shall not be obligated to grant such an extension.

3.3 Force Majeure. The time period(s) specified in the Schedule of Performance for performance of the Services rendered pursuant to this Agreement shall be extended because of any delays due to unforeseeable causes beyond the control and without the fault or negligence of the Consultant (financial inability excepted), including, but not limited to, acts of God or of the public enemy, unusually severe weather, fires, earthquakes, floods, epidemics, quarantine restrictions, riots, strikes, freight embargoes, wars, and/or acts of any governmental agency, including the City, if Consultant, within ten (10) days of the commencement of such delay, notifies the City Manager in writing of the causes of the delay. The City Manager shall ascertain the facts and the extent of delay, and extend the time for performing the Services for the period of the enforced delay when and if in the judgment of the City Manager such delay is justified. The City Manager's determination shall be final and conclusive upon the Parties to this Agreement. In no event shall Consultant be entitled to recover damages against the City for any delay in the performance of this Agreement, however caused, Consultant's sole remedy being extension of the Agreement pursuant to this section.

3.4 Term. Unless earlier terminated as provided elsewhere in this Agreement, this Agreement shall continue in full force and effect from the Effective Date for a term of five (5) years, commencing on November 15, 2025, and ending on November 15, 2030.

4. COORDINATION OF WORK

4.1 Representative of Consultant. The following principal of Consultant is hereby designated as being the principal and representative of Consultant authorized to act in its behalf with respect to the Services to be performed under this Agreement and make all decisions in connection therewith: **Brook Westcott, Chief Operating Officer**. It is expressly understood

that the experience, knowledge, education, capability, expertise, and reputation of the foregoing principal is a substantial inducement for City to enter into this Agreement. Therefore, the foregoing principal shall be responsible during the term of this Agreement for directing all activities of Consultant and devoting sufficient time to personally supervise the Work or Services performed hereunder. The foregoing principal may not be changed by Consultant without prior written approval of the Contract Officer.

4.2 Contract Officer. The Contract Officer shall be such person as may be designated by the City Manager of City, and is subject to change by the City Manager. It shall be the Consultant's responsibility to ensure that the Contract Officer is kept fully informed of the progress of the performance of the Services, and the Consultant shall refer any decisions which must be made by City to the Contract Officer. Unless otherwise specified herein, any approval of City required hereunder shall mean the approval of the Contract Officer. The Contract Officer shall have authority to sign all documents on behalf of the City required hereunder to carry out the terms of this Agreement.

4.3 Prohibition Against Subcontracting or Assignments. The experience, knowledge, capability, expertise, and reputation of Consultant, its principals and employees, were a substantial inducement for City to enter into this Agreement. Therefore, Consultant shall not assign the performance of this Agreement, nor any part thereof, nor any monies due hereunder, voluntarily or by operation of law, without the prior written consent of City. Consultant shall not contract with any other entity to perform the Services required without prior written consent of City. If Consultant is permitted to subcontract any part of this Agreement by City, Consultant shall be responsible to City for the acts and omissions of its subcontractor(s) in the same manner as it is for persons directly employed. Nothing contained in this Agreement shall create any contractual relationships between any subcontractor and City. All persons engaged in the Work will be considered employees of Consultant. City will deal directly with and will make all payments to Consultant.

4.4 Independent Contractor.

A. The legal relationship between the Parties is that of an independent contractor, and nothing herein shall be deemed to make Consultant a City employee. During the performance of this Agreement, Consultant and its officers, employees, and agents shall act in an independent capacity and shall not act as City officers or employees. Consultant will determine the means, methods and details of performing the Sevices subject to the requirements of this Agreement. The personnel performing the Services under this Agreement on behalf of Consultant shall at all times be under Consultant's exclusive direction and control. Neither City nor any of its officials, officers, employees, agents or volunteers shall have control over the conduct of Consultant or any of its officers, employees, or agents, except as set forth in this Agreement. Consultant, its officers, employees or agents, shall not maintain a permanent office or fixed business location at City's offices. City shall have no voice in the selection, discharge, supervision, or control of Consultant's officers, employees, representatives or agents or in fixing their number, compensation, or hours of service. Consultant shall pay all wages, salaries, and other amounts due its employees in connection with the performance of Services under this Agreement and shall be responsible for all reports and obligations respecting them, including but

not limited to social security income tax withholding, unemployment compensation, workers' compensation, and other similar matters. City shall not in any way or for any purpose be deemed to be a partner of Consultant in its business or otherwise a joint venturer or a member of any joint enterprise with Consultant.

B. Consultant shall not incur or have the power to incur any debt, obligation, or liability against City, or bind City in any manner.

C. No City benefits shall be available to Consultant, its officers, employees, or agents, in connection with the performance of any Work or Services under this Agreement. Except for professional fees paid to Consultant as provided for in this Agreement, City shall not pay salaries, wages, or other compensation to Consultant for the performance of any Work or Services under this Agreement. City shall not be liable for compensation or indemnification to Consultant, its officers, employees, or agents, for injury or sickness arising out of performing any Work or Services hereunder. If for any reason any court or governmental agency determines that the City has financial obligations, other than pursuant to Section 2 and Subsection 1.8 herein, of any nature relating to salary, taxes, or benefits of Consultant's officers, employees, representatives, agents, or subconsultants or subcontractors, Consultant shall defend, indemnify, and hold harmless City from and against all such financial obligations.

4.5 PERS Eligibility Indemnification.

A. In the event that Consultant or any employee, agent, or subcontractor of Consultant providing any Work or Services under this Agreement claims or is determined by a court of competent jurisdiction or the California Public Employee Retirement System (PERS) to be eligible for enrollment in PERS as an employee of the City, Consultant shall indemnify, defend, and hold harmless City for the payment of any employee and/or employer contributions for PERS benefits on behalf of Consultant or its employees, agents or subcontractors, as well as for the payment of any penalties and interest on such contributions, which would otherwise be the responsibility of the City.

B. Notwithstanding any other agency, state or federal policy, rule, regulation, law or ordinance to the contrary, Consultant and any of its employees, agents, and subcontractors providing any Work or Services under this Agreement shall not qualify for or become entitled to, and hereby agree to waive any claims to, any compensation, benefit, or any incident of employment by City, including but not limited to eligibility to enroll in PERS as an employee of City and entitlement to any contribution to be paid by City for employer contribution and/or employee contributions for PERS benefits.

5. INSURANCE

5.1 Compliance with Insurance Requirements. Consultant shall obtain, maintain, and keep in full force and effect during the term of this Agreement, at its sole cost and expense, and in a form and content satisfactory to City, all insurance required under this section. Consultant shall not commence any Work or Services under this Agreement unless and until it has provided evidence satisfactory to City that it has secured all insurance required under this

section. If Consultant's existing insurance policies do not meet the insurance requirements set forth herein, Consultant agrees to amend, supplement or endorse the policies to do so.

5.2 **Types of Insurance Required**. As a condition precedent to the effectiveness of this Agreement, and without limiting the indemnity provisions set forth in this Agreement, Consultant shall obtain and maintain in full force and effect during the term of this Agreement, including any extension thereof, the following policies of insurance:

A. Commercial General Liability Insurance. Consultant shall obtain and maintain, in full force and effect throughout the term of this Agreement, a policy of Commercial General Liability Insurance written on an occurrence basis with limits of at least one million dollars ($1,000,000.00) per occurrence, two million dollars ($2,000,000.00) in the general aggregate, and one million dollars ($1,000,000.00) for products and completed operations. Defense costs shall be paid in addition to the limits. The policy shall contain no endorsements or provisions limiting coverage for (1) contractual liability; (2) cross liability exclusion for claims or suits by one insured against another; or (3) contain any other exclusion contrary to the Agreement.

B. Automobile Liability Insurance. Consultant shall obtain and maintain, in full force and effect throughout the term of this Agreement, a policy of Automobile Liability Insurance written on a per occurrence basis with limits of at least one million dollars ($1,000,000.00) combined limit for each occurrence covering bodily injury and property damage. The policy shall specifically include coverage for owned, non-owned, leased, and hired automobiles.

C. Workers' Compensation Insurance. Consultant shall obtain and maintain, in full force and effect throughout the term of this Agreement, a policy of Workers' Compensation Insurance in at least the minimum statutory amounts, and in compliance with all other statutory requirements, as required by the State of California. Consultant agrees to waive and obtain endorsements from its workers' compensation insurer waiving all subrogation rights under its workers' compensation insurance policy against the City, its officials, officers, employees, agents and volunteers, and to require each of its subconsultants and subcontractors, if any, to do likewise under their workers' compensation insurance policies. Consultant shall obtain and maintain, in full force and effect throughout the term of this Agreement, a policy of Employer's Liability Insurance written on a per occurrence basis with limits of at least one million dollars ($1,000,000.00) per accident for bodily injury or disease.

5.3 **Acceptability of Insurers**. Insurance required by this section shall be issued by a licensed company authorized to transact business in the state by the Department of Insurance for the State of California with a current rating of A-:VII or better (if an admitted carrier), or a current rating of A:X or better (if offered by a non-admitted insurer listed on the State of California List of Approved Surplus Lines Insurers (LASLI), by the latest edition of A.M. Best's Key Rating Guide, except that the City will accept workers' compensation insurance from the State Compensation Fund. In the event the City determines that the Work or Services to be performed under this Agreement creates an increased or decreased risk of loss to the City, the Consultant agrees that the minimum limits of the insurance policies may be changed accordingly

upon receipt of written notice from the City. Consultant shall immediately substitute any insurer whose A.M. Best rating drops below the levels specified herein.

5.4 **Insurance Endorsements**. Required insurance policies shall not be in compliance if they include any limiting provision or endorsement that has not been submitted to the City for written approval. Required insurance policies shall contain the following provisions, or Consultant shall provide endorsements on forms approved by the City to add the following provisions to the insurance policies:

A. The policy or policies of insurance required by this section for Commercial General Liability and Automobile Liability Insurance shall be endorsed to provide the following:

1. Additional Insured: The City, its officials, officers, employees, agents and volunteers, shall be additional insureds with regard to liability and defense of suits or claims arising out of the performance of the Agreement; and

2. Additional Insured Endorsements: Additional insured endorsements shall not (1) be restricted to "ongoing operations", (2) exclude "contractual liability", (3) restrict coverage to "sole" liability of Consultant, or (4) contain any other exclusions contrary to the Agreement; and, the coverage shall contain no special limitations on the scope of protection afforded to additional insureds.

3. Notice: The policy or policies of insurance required by this section for Commercial General Liability and Automobile Liability Insurance shall be endorsed to state that coverage shall not be suspended, voided, cancelled, or modified, or reduced in coverage or in limits, except after thirty (30) days prior written notice by First Class U.S. Mail, postage-prepaid, has been provided to the City. Notwithstanding the foregoing, if coverage is to be suspended, voided, or cancelled because of Consultant's failure to pay the insurance premium, the notice provided to City shall be by ten (10) days prior written notice.

B. For all policies of Commercial General Liability Insurance, Consultant shall provide endorsements for ongoing operations and completed operations to effectuate this requirement.

5.5 **Deductibles and Self-Insured Retentions**. Any deductible or self-insured retention must be approved in writing by the City in advance and shall protect the City, its officials, officers, employees, agents and volunteers, in the same manner and to the same extent as they would have been protected had the policy or policies not contained a deductible or self-insured retention.

5.6 **Primary and Non-Contributing Insurance**. All policies of Commercial General Liability Insurance and Automobile Liability Insurance shall be primary and any other insurance, deductible, or self-insurance maintained by the City, its officials, officers, employees, agents or volunteers, shall not contribute with this primary insurance. Policies shall contain or be endorsed to contain such provisions.

5.7 Waiver of Subrogation. All policies of Commercial General Liability and Automobile Liability Insurance shall contain or be endorsed to waive subrogation against the City, its officials, officers, employees, agents and volunteers, or shall specifically allow Consultant or others providing insurance evidence in compliance with the requirements set forth in this section to waive their right to recovery prior to a loss. Consultant hereby agrees to waive its own right of recovery against the City, its officials, officers, employees, agents and volunteers, and Consultant hereby agrees to require similar written express waivers and insurance clauses from each of its subconsultants or subcontractors.

5.8 Evidence of Coverage. Concurrently with the execution of the Agreement, Consultant shall deliver certificates of insurance together with original endorsements affecting each of the insurance policies required by this section. Required insurance policies shall not be in compliance if they include any limiting provision or endorsement that has not been submitted to the City for written approval. The certificates of insurance and original endorsements for each insurance policy shall be signed by a person authorized by that insurer to bind coverage on its behalf. At least fifteen (15) days prior to the expiration of any such policy, evidence of insurance showing that such insurance coverage has been renewed or extended shall be filed with the City. If such coverage is cancelled or reduced and not replaced immediately so as to avoid a lapse in the required coverage, Consultant shall, within ten (10) days after receipt of written notice of such cancellation or reduction of coverage, file with the City evidence of insurance showing that the required insurance has been reinstated or has been provided through another insurance company or companies. Consultant shall promptly furnish, at City's request, copies of actual policies including all declaration pages, endorsements, exclusions and any other policy documents City requires to verify coverage.

5.9 Requirements Not Limiting. Requirement of specific coverage or minimum limits contained in this section are not intended as a limitation on coverage, limits, or other requirements, or a waiver of any coverage normally provided by any insurance. Nothing in this section shall be construed as limiting in any way the indemnification provision contained in this Agreement, or the extent to which Consultant may be held responsible for payments of damages to persons or property.

5.10 Enforcement of Agreement (Non-Estoppel). Consultant acknowledges and agrees that actual or alleged failure on the part of the City to inform Consultant of any non-compliance with any of the insurance requirements set forth in this section imposes no additional obligation on the City nor does it waive any rights hereunder.

5.11 Insurance for Subconsultants. Consultant shall either: (1) include all subconsultants or subcontractors engaged in any Work or Services for Consultant relating to this Agreement as additional named insureds under the Consultant's insurance policies; or (2) Consultant shall be responsible for causing its subconsultants or subcontractors to procure and maintain the appropriate insurance in compliance with the terms of the insurance requirements set forth in this section, including adding the City, its officials, officers, employees, agents and volunteers, as additional insureds to their respective policies. All policies of Commercial General Liability Insurance provided by Consultant's subconsultants or subcontractors performing any Work or Services related to this Agreement shall be endorsed to name the City,

its officials, officers, employees, agents and volunteers, as additional insureds. Consultant shall not allow any subconsultant or subcontractor to commence any Work or Services relating to this Agreement unless and until it has provided evidence satisfactory to City that the subconsultant or subcontractor has secured all insurance required under this section.

5.12 **Other Insurance Requirements**. The following terms and conditions shall apply to the insurance policies required of Consultant pursuant to this Agreement:

A. Consultant shall provide immediate written notice to City if (1) any of the insurance policies required herein are terminated, cancelled or suspended, (2) the limits of any of the insurance coverages required herein are reduced, or (3) the deductible or self-insured retention is increased.

B. All insurance coverage and limits provided by Consultant and available or applicable to this Agreement are intended to apply to each insured, including additional insureds, against whom a claim is made or suit is brought to the full extent of the policies. Nothing contained in this Agreement or any other agreement relating to the City or its operations shall limit the application of such insurance coverage.

C. None of the insurance coverages required herein will be in compliance with the requirements of this section if they include any limiting endorsement which substantially impairs the coverages set forth herein (e.g., elimination of contractual liability or reduction of discovery period), unless the endorsement has first been submitted to the City and approved in writing.

D. Certificates of insurance will not be accepted in lieu of required endorsements, and submittal of certificates without required endorsements may delay commencement of the Project. It is Consultant's obligation to ensure timely compliance with all insurance submittal requirements as provided herein.

E. Consultant agrees to ensure that subconsultants and subcontractors, if any, and any other parties involved with the Project who are brought onto or involved in the Project by Consultant, provide the same minimum insurance coverage required of Consultant. Consultant agrees to monitor and review all such coverage and assumes all responsibility for ensuring that such coverage is provided in conformity with the requirements of this section. Consultant agrees that upon request, all agreements with subcontractors and others engaged in the Project will be submitted to the City for review.

F. Consultant agrees to provide immediate written notice to City of any claim, demand or loss against Consultant arising out of the Work or Services performed under this Agreement and for any other claim, demand or loss which may reduce the insurance available to pay claims, demands or losses arising out of this Agreement.

6. INDEMNIFICATION

To the fullest extent permitted by law, Consultant shall defend (at Consultant's sole cost and expense with legal counsel reasonably acceptable to City), indemnify, protect, and hold harmless City, its officials, officers, employees, agents and volunteers (collectively the "Indemnified Parties"), from and against any and all liabilities, actions, suits, claims, demands, losses, costs, judgments, arbitration awards, settlements, damages, demands, orders, penalties, and expenses including legal costs and attorney fees (collectively "Claims"), including but not limited to Claims arising from injuries to or death of persons (Consultant's employees included), for damage to property, including property owned by City, or from any violation of any federal, state, or local law or ordinance, which Claims arise out of, pertain to, or are related to Consultant's performance under this Agreement. Under no circumstances shall the insurance requirements and limits set forth in this Agreement be construed to limit Consultant's indemnification obligation or other liability hereunder.

7. REPORTS AND RECORDS

7.1 Accounting Records. Consultant shall keep complete, accurate, and detailed accounts of all time, costs, expenses, and expenditures pertaining in any way to this Agreement. Consultant shall keep such books and records as shall be necessary to properly perform the Services required by this Agreement and to enable the Contract Officer to evaluate the performance of such Services. The Contract Officer shall have full and free access to such books and records at all reasonable times, including the right to inspect, copy, audit, and make records and transcripts from such records.

7.2 Reports. Consultant shall periodically prepare and submit to the Contract Officer such reports concerning the performance of the Services required by this Agreement as the Contract Officer shall require.

7.3 Ownership of Documents. All drawings, specifications, reports, records, documents, memoranda, correspondence, computations, and other materials prepared by Consultant, its employees, subconsultants, subcontractors, and agents in the performance of this Agreement shall be the property of City and shall be promptly delivered to City upon request of the Contract Officer or upon the termination of this Agreement, and Consultant shall have no claim for further employment or additional compensation as a result of the exercise by City of its full rights of ownership of the documents and materials hereunder.

7.4 Release of Documents. All drawings, specifications, reports, records, documents, and other materials prepared by Consultant in the performance of services under this Agreement shall not be released publicly without the prior written approval of the Contract Officer. All information gained by Consultant in the performance of this Agreement shall be considered confidential and shall not be released by Consultant without City's prior written authorization.

7.5 Audit and Inspection of Records. After receipt of reasonable notice and during the regular business hours of City, Consultant shall provide City, or other agents of City, such access to Consultant's books, records, payroll documents, and facilities as City deems necessary

to examine, copy, audit, and inspect all accounting books, records, work data, documents, and activities directly related to Consultant's performance under this Agreement. Consultant shall maintain such books, records, data, and documents in accordance with generally accepted accounting principles and shall clearly identify and make such items readily accessible to such parties during the term of this Agreement and for a period of three (3) years from the date of final payment by City hereunder.

8. ENFORCEMENT OF AGREEMENT

8.1 California Law and Venue. This Agreement shall be construed and interpreted both as to validity and as to performance of the Parties in accordance with the laws of the State of California. Legal actions concerning any dispute, claim, or matter arising out of or in relation to this Agreement shall be instituted in the Superior Court of the County of Orange, State of California, or any other appropriate court in such County, and Consultant covenants and agrees to submit to the personal jurisdiction of such court in the event of such action.

8.2 Interpretation. This Agreement shall be construed as a whole according to its fair language and common meaning to achieve the objectives and purposes of the Parties. The terms of this Agreement are contractual and the result of negotiation between the Parties. Accordingly, any rule of construction of contracts (including, without limitation, California Civil Code Section 1654) that ambiguities are to be construed against the drafting party, shall not be employed in the interpretation of this Agreement. The caption headings of the various sections and paragraphs of this Agreement are for convenience and identification purposes only and shall not be deemed to limit, expand, or define the contents of the respective sections or paragraphs.

8.3 Termination. City may terminate this Agreement for any reason, with or without cause, upon giving Consultant thirty (30) days written notice. Upon such notice, City shall pay Consultant for Services performed through the date of termination. Upon receipt of such notice, Consultant shall immediately cease all work under this Agreement, unless the notice provides otherwise. Thereafter, Consultant shall have no further claims against the City under this Agreement. Upon termination of the Agreement pursuant to this section, Consultant shall submit to the City an invoice for work and services performed prior to the date of termination. In addition, Consultant reserves the right to terminate this Agreement at any time upon sixty (60) days written notice to the City, except that where termination is due to material default by the City, the period of notice may be such shorter time as the Consultant may determine.

8.4 Waiver. No waiver of any provision of this Agreement shall be effective unless in writing and signed by a duly authorized representative of the Party against whom enforcement of a waiver is sought. Any waiver by the Parties of any default or breach of any covenant, condition, or term contained in this Agreement, shall not be construed to be a waiver of any subsequent or other default or breach, nor shall failure by the Parties to require exact, full, and complete compliance with any of the covenants, conditions, or terms contained in this Agreement be construed as changing the terms of this Agreement in any manner or preventing the Parties from enforcing the full provisions hereof.

8.5 Rights and Remedies Cumulative. Except with respect to rights and remedies

expressly declared to be exclusive in this Agreement, the rights and remedies of the Parties are cumulative and the exercise by either Party of one or more of such rights or remedies shall not preclude the exercise by it, at the same or different times, of any other rights or remedies for the same default or any other default by the other Party.

8.6 Legal Action. In addition to any other rights or remedies, either Party may take legal action, in law or in equity, to cure, correct or remedy any default, to recover damages for any default, to compel specific performance of this Agreement, to obtain declaratory or injunctive relief, or to obtain any other remedy consistent with the purposes of this Agreement.

8.7 Attorneys' Fees. In the event any dispute between the Parties with respect to this Agreement results in litigation or any non-judicial proceeding, the prevailing Party shall be entitled, in addition to such other relief as may be granted, to recover from the non-prevailing Party all reasonable costs and expenses, including but not limited to reasonable attorneys' fees, expert witness fees, court costs and all fees, costs, and expenses incurred in any appeal or in collection of any judgment entered in such proceeding. To the extent authorized by law, in the event of a dismissal by the plaintiff or petitioner of the litigation or non-judicial proceeding within thirty (30) days of the date set for trial or hearing, the other Party shall be deemed to be the prevailing Party in such litigation or proceeding.

9. CITY OFFICERS AND EMPLOYEES: NON-DISCRIMINATION

9.1 Non-liability of City Officers and Employees. No officer or employee of the City shall be personally liable to the Consultant, or any successor-in-interest, in the event of any default or breach by the City or for any amount which may become due to the Consultant or to its successor, or for breach of any obligation of the terms of this Agreement.

9.2 Conflict of Interest. No officer or employee of the City shall have any financial interest, direct or indirect, in this Agreement nor shall any such officer or employee participate in any decision relating to the Agreement which effects his or her financial interest or the financial interest of any corporation, partnership, or association in which they are, directly or indirectly, interested in violation of any state statute or regulation. Consultant represents and warrants that it has not paid or given and will not pay or give any third party any money or other consideration in exchange for obtaining this Agreement.

9.3 Covenant Against Discrimination. In connection with its performance under this Agreement, Consultant shall not discriminate against any employee or applicant for employment because of race, disability, medical condition, religion, color, sex, sexual orientation, age, marital status, ancestry, or national origin. Consultant shall ensure that applicants are employed, and that employees are treated during their employment, without regard to their race, disability, medical condition, religion, color, sex, sexual orientation, age, marital status, ancestry, or national origin. Such actions shall include, but not be limited to, the following: employment, upgrading, demotion or transfer; recruitment or recruitment advertising; layoff or termination; rates of pay or other forms of compensation; and selection for training, including apprenticeship.

10. MISCELLANEOUS PROVISIONS

10.1 Notices. All notices or other communications required or permitted hereunder shall be in writing, and shall be personally delivered, sent by registered or certified mail, postage prepaid, return receipt requested, or delivered or sent by facsimile with attached evidence of completed transmission, and shall be deemed received upon the earlier of (i) the date of delivery to the address of the person to receive such notice if delivered personally or by messenger or overnight courier; (ii) five (5) business days after the date of posting by the United States Post Office if by mail; or (iii) when sent if given by facsimile. Notices or other communications shall be addressed as follows:

To City:
City of Laguna Hills
Attention: City Manager
24035 El Toro Road
Laguna Hills, California 92653
Telephone: (949) 707-2600
Facsimile: (949) 707-2633

To Consultant:
Data Ticket, Inc.
Attention: Brook Westcott, Chief Operating Officer
2603 Main Street, Suite 300
Irvine, California 92614
Telephone: (866) 912-1919
Cell: (916) 730-2014

10.2 Entire Agreement. This Agreement constitutes the entire agreement between the Parties and supersedes all prior negotiations, arrangements, agreements, representations, and understandings, if any, made by or among the Parties with respect to the subject matter hereof. No amendments or other modifications of this Agreement shall be binding unless executed in writing by both Parties hereto, or their respective successors, assigns, or grantees.

10.3 Severability. Whenever possible, each provision of this Agreement shall be interpreted in such a manner as to be effective and valid under applicable law, but if any provision of this Agreement shall be determined to be invalid by a final judgment or decree of a court of competent jurisdiction, such provision shall be ineffective only to the extent of such prohibition or invalidity, without invalidating the reminder of that provision, or the remaining provisions of this Agreement unless the invalid provision is so material that its invalidity deprives either Party of the basic benefit of their bargain or renders this Agreement meaningless.

10.4 Successors in Interest. This Agreement shall be binding upon and inure to the benefit of the Parties' successors and assignees.

10.5 Third Party Beneficiary. Nothing contained in this Agreement is intended to confer, nor shall this Agreement be construed as conferring, any rights, including, without limitation, any rights as a third-party beneficiary or otherwise, upon any entity or person not a party hereto.

Docusign Envelope ID: 83F2FB13-7EF8-4FBB-A685-1C3113783227

10.6 Recitals. The above-referenced Recitals are hereby incorporated into the Agreement as though fully set forth herein and each Party acknowledges and agrees that such Party is bound, for purposes of this Agreement, by the same.

10.7 Corporate Authority. Each of the undersigned represents and warrants that (i) the Party for which he/she is executing this Agreement is duly authorized and existing, (ii) he/she is duly authorized to execute and deliver this Agreement on behalf of the Party for which he/she is signing, (iii) by so executing this Agreement, the Party for which he/she is signing is formally bound to the provisions of this Agreement, and (iv) the entering into this Agreement does not violate any provision of any other Agreement to which the Party for which he/she is signing is bound.

[SIGNATURES ON NEXT PAGE]

IN WITNESS WHEREOF, the Parties have executed and entered into this Agreement as of the date first written above.

"CITY"
City of Laguna Hills,
a California municipal corporation

BOB WINGENROTH,
City Manager

ATTEST:

(SEAL)

JENNIFER LEE,
City Clerk

APPROVED AS TO FORM:

GREGORY E. SIMONIAN,
City Attorney

"CONSULTANT"
Data Ticket, Inc.,
a California corporation

By: DocuSigned by: Brook Westcott 8E96EEC8E9D442D...

Brook Westcott, Chief Operating Officer

Docusign Envelope ID: 83F2FB13-7EF8-4FBB-A685-1C3113783227

EXHIBIT "A"

CONSULTANT'S PROPOSAL
(Parking Citation Services)

DATED: July 8, 2025

4600 Campus Drive, Suite 200
Newport Beach, CA 92660
949 752 6937 (x) 314 - Phone
HNowlan@DataTicket.com

PROPOSAL FOR THE CITY OF LAGUNA HILLS

Manual Parking Citation Processing: $0.41

Services for the above-mentioned items include:

- On-site data entry of manually written citations performed within 48 hours of receipt
- On-site quality assurance verification of manually entered citations
- Scanning of all manually written citations onto our network for storage and ease of retrieval
- Bi-monthly shredding of manually written citations

Electronic Parking Citation Processing: $0.41

Services for the above-mentioned items include:

- Automated citation transmission into Data Ticket's Citation Management Solution 24/7
- Automated confirmation email detailing successfully transmitted citations
- Automated transmission of photos attached to citations

Courtesy Notice: $0.79

Services for the above-mentioned item include:

- Semi-custom Courtesy Notice that is printed on an 8 ½ x 11" piece of paper and provided in a window envelope sent to the registered owner of a vehicle
- All notices are attached to the citation online and are viewable via the web
- All notices sent via 1st Class Mail
- All notices include a return envelope in which the responsible party may submit payment
- This cost will increase as the US Postal Service increases the 1st Class postage rate
- This charge is only incurred if the individual does not pay off the windshield and a notice is sent to the individual.

Out-of-State Collections: 23% of revenue collected

- This fee will cover all expenses associated with obtaining out-of-state registered owner information and will be due when a citation is paid
- Data Ticket is a recognized Strategic Partner with NLETs; should the Agency have an assigned ORI, Data Ticket will request usage of the ORI for reference/audit purposes only. Data Ticket utilizes its own ORI for transactional purposes
- This fee is not combined with any other contingency fee. For example if a citation is rolled to a delinquent status, only 23% of revenue collected will be charged
- If Data Ticket does not collect on a citation that is issued to an out of state plate, the Agency does not owe this fee.

4600 Campus Drive, Suite 200
Newport Beach, CA 92660
949 752 6937 (x) 314 - Phone
HNowlan@DataTicket.com

PROPOSAL FOR THE CITY OF LAGUNA HILLS

Delinquent Collections: 23% of revenue collected

- This fee will be assessed when a citation is ninety (90) days past the citation issue date, or when a second (2nd) notice is sent if sooner than ninety (90) days, assuming a first notice has been sent to the registered owner and the citation is not on hold for any reason
- In addition to the Courtesy Notice, three Delinquent Notices will be sent to the registered owner
- All notices are sent via First Class mail and all notices are printed on an 8 ½ x 11" sheet of paper and folded into a window envelope; in addition, a window envelope is provided for the recipient to return payment
- All notices are attached to the citation online and are viewable via the web
- If Data Ticket does not collect on a citation that is delinquent, the Agency does not owe this fee
- Notices will be sent via 1st Class Mail, and Data Ticket will be responsible for the cost incurred

Franchise Tax Board Processing – Optional
SSN Look-up $2.50 per SSN

- This fee will be assessed to lookup a social security number associated with a particular registered owner and address
- This charge is charged per unique SSN, not per citation

FTB Collections 15% of revenue collected

- This fee is charged if a citation is paid at the Franchise Tax Board
- This charge is not combined with any other charge; for example if a citation is rolled to delinquent status and paid at FTB, only the 15% of revenue collected will be charged
- Data Ticket will send an FTB Notice to the Patron as required by the Interagency Intercept Program; this notice will be sent via 1st Class Mail
- All notices are attached to the citation online and are viewable via the web
- Data Ticket will pay for the Agency's cost to participate in the FTB program; annually, FTB will send an invoice to the Agency for the number of debts placed at FTB; the Agency will simply provide this invoice to Data Ticket and Data Ticket will pay it in full
- If Data Ticket does not collect on a citation that is at FTB, the Agency does not owe the collection fee
- Data Ticket will send an FTB Notice to the Patron as required by the Interagency Intercept Program; this notice will be sent via 1st Class Mail

4600 Campus Drive, Suite 200
Newport Beach, CA 92660
949 752 6937 (x) 314 - Phone
HNowlan@DataTicket.com

PROPOSAL FOR THE CITY OF LAGUNA HILLS

Adjudication:

1st Level Review Hold & Scanning of Review Request — $0.43 per citation

- Data Ticket will review all documentation received by the Appellant and determine whether the request received within the required timeframe
- If the request was received within the required timeframe, Data Ticket's Adjudication Department will place the citation on an Administrative Review Request Hold and scan all received documentation into the Citation Management Solution so it is displayed on the web for the Agency's Staff
- If the request is received outside the required timeframe, the Agency will have the option to proceed as though the request was received within the timeframe or it may elect to have Data Ticket send a "time expired letter" rejecting the appeal

1st Level Review Disposition Letters — $0.79 per letter

- Data Ticket will send a custom disposition letter to the Appellant via 1st Class Mail
- All letters are attached to the citation online and are viewable via the web
- Disposition letters will be sent Monday – Friday

2nd Level Hearing Hold (as well as 3rd Level – Court), Scanning and Scheduling of Hearing — $0.43 per citation

- Data Ticket will review all documentation received by the Appellant and determine whether the request received within the required timeframe
- If the request was received within the required timeframe, Data Ticket's Adjudication Department will place the citation on an Administrative Hearing Request Hold and scan all received documentation into the Solution so that it is displayed on the web for the Agency's Staff and the Hearing Officer
- If the request is received outside the required timeframe, the Agency will have the option to proceed as though the request was received within the timeframe or it may elect to have Data Ticket send a "time expired letter" rejecting the appeal
- Data Ticket will work with the designated Hearing Officer to schedule the Hearing based on either a pre-determined schedule or an ad hoc basis, depending on the Agency's schedule

2nd Level Hearing Disposition — $72.25 per hour

- Data Ticket's independent, certified, insured hearing officers will be provided to the to perform in-person, phone and written hearings
- Each hearing request will be reviewed, heard or read, and all required research will be performed
- The Hearing Officer will enter a judgment into the Citation Processing System for viewing by the Agency, Appellant and Data Ticket
- Hearings will be scheduled
- The Agency will incur costs associated with mileage as defined by Federal guidelines
- Data Ticket will work with the Agency to arrange for the use of a conference room at a Agency location or the Agency may elect to have citations heard at a centralized location within the County

2nd Level Hearing Schedule & Disposition Letters — $0.79 per letter

- Data Ticket will send a custom disposition letter to the Appellant via 1st Class Mail
- All letters are attached to the citation online and are viewable via the web
- Disposition letters will be sent Monday – Friday

Docusign Envelope ID: 83F2FB13-7EF8-4FBB-A685-1C3113783227

4600 Campus Drive, Suite 200
Newport Beach, CA 92660
949 752 6937 (x) 314 - Phone
HNowlan@DataTicket.com

PROPOSAL FOR THE CITY OF LAGUNA HILLS

Acceptance and Scanning of Indigent Payment Plan Requests (Approval/Denial by Data Ticket) **$4.25 per request**

OR

Accepting and Scanning of Indigent Payment Plan Requests (Approval/Denial by City) **$2.00 per request**

AND

Indigent Payment Plan/Denial Letters **$.79 per letter**

Joint / Escrow Banking Services - Optional **$100.00 per month**

Services for the above-mentioned item include:

- Daily deposits of funds to the Agency's escrow account
- Online, real-time reconciliation reports that tie directly to the bank statement
- Processing of all credit card charge-backs and Insufficient Funds
- Month-end reconciliation of all funds collected
- Disbursement of County / State Surcharges at month-end
- Payment of Data Ticket's invoice
- Disbursement of the net remittance to the Agency
- Scanning of all payments directly to joint bank account daily using remote check deposit
- The Agency will be responsible for the purchase of banking supplies, including checks and endorsement stamps; these fees typically run $200.00 per year

Charge-backs and NSF's - Optional **$5.00 per issued instance**

- Data Ticket will process credit card charge-backs and NSFs when notified of each occurrence
- Once processed, Data Ticket will send a custom letter to the individual detailing the returned item and the amount due on the citation

Refunds - Optional **$5.00 per issued instance**

- Data Ticket will process refunds when notified of each need
- In the event the utilizes Joint Banking Data Ticket will verify, generate and send each refund due
- Refunds will be issued weekly
- Refunds will be sent via 1st Class Mail

Online Access for the Agency's Patrons: **Included**

The Agency's Patrons will have the ability to perform the following functions online:

- View real-time citation(s) data
- Pay for a single or many citation(s)
- Request a 1st Level Administrative Review and attach up to three documents supporting their position
- Request a 2nd Level Administrative Hearing Request and attach up to three documents supporting their position
- Print a receipt

4600 Campus Drive, Suite 200
Newport Beach, CA 92660
949 752 6937 (x) 314 - Phone
HNowlan@DataTicket.com

- View pictures of the citation taken by the issuing officer (if the Agency allows)

Online Access for the Agency's Staff: **Included**

Access to the Agency's data is based on unique usernames and passwords assigned to each individual who requires access to the system. Data Ticket does not limit the number of individuals who have access to the system and the number and types of access can change at any point with a simple email request to Data Ticket.

Our Solution is setup to maintain a complete audit trail for each and every transaction in the system so that the username is displayed next to every transaction in the system, indicating who performed the transaction and when.

Dependent on the access rights provided to each Agency Staff member, the following capabilities are available:

- View real-time citation(s) data, including pictures taken by the Issuing Officer
- Accept payment via VISA, MasterCard, Discover and American Express credit/debit cards
- Accept payment via Cash, Check or Money Order
- Process NSFs and Refunds
- Reduce or increase violation amounts, dismiss citations, void citations and place a citation on hold
- Change citation data, including violations, date, time, plate, location, comments, make, model, color, registration expiration date and others
- Perform Administrative Reviews online by entering the disposition directly online
- Generate a time expired or letter of non responsibility for a citation in the adjudication process
- View the complete reason for the Review Request and supporting documentation provided by the Appellant directly online
- Edit Appellant information
- Upload disposition documents sent to the Agency via US Mail
- Add a note to a citation and see all comments added to the citation
- View the reason for the 2nd Level Administrative Hearing Request online and view the supporting documentation provided by the Appellant, directly online
- Print a receipt with or without registered owner information

Reporting: **Included**

- Data Ticket offers 36 reports online as well as a Customized reporting application for our Clients to generate, print and re-print 24/7. We provide real-time reports that can be generated for any timeframe required and we provide pre-processed/month-end reports that reflect the month-end view of data.
- All reports are available online and because we do not purge data unless specifically requested to do so by a Client, the data is available as long as the Agency is a Client.
- All reports are generated in HTML so our Clients can copy and paste the data into Excel for data manipulation purposes.

4600 Campus Drive, Suite 200
Newport Beach, CA 92660
949 752 6937 (x) 314 - Phone
HNowlan@DataTicket.com

PROPOSAL FOR THE CITY OF LAGUNA HILLS

- If the Agency were to request a report that was not already available, Data Ticket would work with the Agency to design the report and provide it to the Agency at no cost.

Manual Payment Processing: **Included**

- Manually received payments (checks, cash, money orders and credit card payments sent via US Mail) are received at our PO Box in Newport Beach where a bonded and insured courier picks up the mail daily and delivers it to our Newport Beach office
- On-site Mail Department opens, sorts and batches the payments before providing them to our on-site Data Entry Department
- After double-blind entry of each payment, the citations are updated by our Quality Assurance team
- Payments are then provided to our Accounting Department where daily deposit slips are completed and provided to a bonded, insured courier who takes them to the bank

Registered Owner Information: **Included**

- Registered owner information for all citations issued on California license plates
- Turnaround time for acquisition of California registered owner information is same day
- Registered owner information for all citations issued on out of state license plates
- Data Ticket is a recognized Strategic Partner with NLETs and has access to registered owner information nationwide through the NLETs service
- Access to this system requires the use of the City's ORI for tracking purposes only; Data Ticket will utilize its own ORI for actually acquiring the out of state data
- Turnaround time for acquisition of out of state registered owner information using NLETs is same day

CA DMV Holds and Releases: **Included**

- California DMV Holds and Release performed daily via an online connection
- Holds and releases can also be performed real-time, upon request
- Citation amounts placed on hold are updated daily in the event a partial payment is made

Customer Service: **Included**

- Data Ticket provides a live, bi-lingual, on-site Customer Service Department that is fully trained to answer questions related to citation issuance, payment, adjudication, fix-it tickets, sign-offs, FTB, advanced credit reporting collections and more
- All calls are recorded to quality assurance and recordings can be sent to the Agency at any time for review.
- Data Ticket's IVR is bi-lingual and accessible via several toll-free numbers; the IVR provides real-time information to the caller regarding current status, including the amount due
- The IVR accepts VISA, MasterCard, Discover, and American Express

4600 Campus Drive, Suite 200
Newport Beach, CA 92660
949 752 6937 (x) 314 - Phone
HNowlan@DataTicket.com

PROPOSAL FOR THE CITY OF LAGUNA HILLS

Web Presence: **Included**

- Data Ticket's Solution is 100% web-based and Section 508 Compliant and is provided at: www.CitationProcessingCenter.com; this is a generic website in the sense that it is not Agency branded. This website allows for the Agency and the Agency's Patrons to access citations online
- If the Agency prefers to have an Agency branded website, one in which the look and feel mimics that of the Agency's website, Data Ticket can and will provide this feature to the Agency.

Conversion: **Included**

- Data Ticket will convert the citations currently with the Agency's existing vendor at no cost to the Agency
- Citations that have not had a payment and do not have a registered owner will immediately be sent to the appropriate DMV so as to obtain a registered owner

Cost Increases:

Postal Rate Increase Offset – If postal rates increase during the term of the agreement, fees to DTI shall be raised immediately to offset the effect of the actual postal rate increase.

***CPI Increases – There will be NO CPI increases for the duration of the agreement*.**

Docusign Envelope ID: 83F2FB13-7EF8-4FBB-A685-1C3113783227

4600 Campus Drive, Suite 200
Newport Beach, CA 92660
949 752 6937 (x) 314 - Phone
HNowlan@DataTicket.com

PROPOSAL FOR THE CITY OF LAGUNA HILLS

FEES ASSESSED TO THE PATRON

Credit / Debit Card Processing **$3.50 per transaction**

- Data Ticket is PCI Compliant and provides for the ability to pay via Visa, MasterCard, Discover, and American Express on our website, www.CitationProcessingCenter.com, via our toll-free, bi-lingual Customer Service Representatives, and via our toll-free, bi-lingual IVR Solution
- There is no charge to the Agency for credit / debit card processing; however, the Patron is charged $3.50 per transaction; this means the Patron can pay for a single or many citations at once and incur a single $3.50 fee

Payment Plan Processing **$12.75 per transaction**

- An administrative fee will be assessed to Patrons who wish to participate in a payment plan
- This fee will cover the cost of the payment plan initiation, and the cost of a confirmation letter that is sent to the Patron confirming the details of the payment plan
- The Agency will have the ability to determine whether Payment Plans are accepted and, if so, what the parameters for payment will be

Credit Card Chargeback Processing **$33.50 per transaction**

- If a chargeback occurs, a fee will be charged to the Patron for the processing of the chargeback
- No fee will be charged to the Agency

Docusign Envelope ID: 83F2FB13-7EF8-4FBB-A685-1C3113783227

CONSULTANT'S PROPOSAL
(Residential Parking Permit Services)

DATED: October 1, 2025

Docusign Envelope ID: 83F2FB13-7EF8-4FBB-A685-1C3113783227

2603 Main Street, Suite 300
Irvine, CA 92614
O: 949-428-7241; F: 949-281-3195
www.ClientServices.com

City of Laguna Hills Permit Cost Model

Online Permit Application: Online permit application to be used by the City and its Patrons to register for and obtain residential, commercial, guest, oversize, business, etc. parking permits. The online permit application can also be used by the City's Personnel to manage the permitting process. Finally, in utilizing an Android Solution with Data Ticket's proprietary parking citation software, the City's ticket writers will have access to a daily file that includes all valid permits. When the issuing officer enters the license plate number, the handheld will indicate to the Officer whether the permit is valid or not. The solution will provide the City's Patrons with the following capabilities: • Ability to register online and apply for permits • Ability to verify resident address with DMV to ensure resident resides in permit area if applicable • Ability to submit up to 3 documents online via the web to prove they are a resident (i.e., driver's license, etc.) if applicable • Provide online temporary permit with expiration date to be printed directly from patron's computer • Ability to create a login name and password to the solution with which the user may manage all future permits or to check out as a guest • Ability to pre-purchase permits for upcoming years • Ability to re-use data previously entered to purchase new permits • Tracking of all permits purchased by residents/guests, etc. • Storage of all permit data online • Acceptance of Visa, MasterCard, Discover and American Express • Live, bi-lingual customer service agents available M-F, 7:30am-5pm who will process registration requests, answer specific and general permit questions and provide fulfillment assistance The Solution will provide the following capabilities to the City's personnel: • Ability to register all permit types within the permit solution online • Ability to verify resident address with DMV to ensure resident resides in permit area – if applicable • Ability to accept documentation & scan into the solution • Ability to generate reports on permits issued • Ability to search for permits by resident • Ability to modify permit holder information Online training of all City personnel	**$9,500.00/Annual Fee – Per Permit Type** **OR** **$2,500.00 Initial fee AND $2,500.00/month (regardless of the number of permit types)** .

10/1/2025

Docusign Envelope ID: 83F2FB13-7EF8-4FBB-A685-1C3113783227

2603 Main Street, Suite 300
Irvine, CA 92614
O: 949-428-7241; F: 949-281-3195
www.ClientServices.com

City of Laguna Hills Permit Cost Model

Description of Services	Cost per Instance
Permit Fulfillment (if using hangtags/stickers) - *Optional* ***Services for the above-mentioned item includes:*** • Assignment of each permit per successful registration • Generating and mailing a custom notice to each successful registrant with an assigned permit • Includes Postage – USPS first class rate	**$6.00 per permit Fulfilled** **And** **$1.00 per letter sent**
Permit Approval/Denial Process - *Optional* • Approval or Denial of documents by Data Ticket	**$7.00 per approval/denial**
Permits (if using hang tags/stickers) - *Optional* • Cost of sticker permit – depending on size and quantity chosen	**TBD**
Customer Service • Because of the unique nature of business rules, we would defer to the Agency	**N/A**
Email Blasts - *Optional* • Generating and sending custom notification/information to prospective or active permit holders	**$.75 per email address/per email**
Additional Programming Time • Applicable once the permit application has gone live and additional requests are made for enhancements, changes, etc.	**$175.00 per hour**
In Trust/Escrow Account – *Optional* ***Services for the above-mentioned item include:*** • Daily deposits of funds to the Agency's escrow account • Processing of all credit card charge-backs and Insufficient Funds • Month-end reconciliation of all funds collected • Payment of Data Ticket's invoice • Disbursement of the net remittance to the Agency • Scanning of checks/money orders directly to joint bank account daily using remote check deposit The Agency will be responsible for the purchase of banking supplies, including checks and endorsement stamps; these fees typically run $200.00 per year.	**$150.00/month**
Banking Fees: Data Ticket will pass all banking fees on to the City's patrons who wish to pay by credit or debit card	**$3.50 per transaction**
Credit Card Chargeback Fee • **Data** If a chargeback occurs, a fee will be charged to the Patron for the processing of the chargeback • No fee will be charged to the Agency	**$33.50 per transaction**

10/1/2025

Docusign Envelope ID: 83F2FB13-7EF8-4FBB-A685-1C3113783227

2603 Main Street, Suite 300
Irvine, CA 92614
O: 949-428-7241; F: 949-281-3195
www.ClientServices.com

City of Laguna Hills Permit Cost Model

Refunds – For Agencies that opt for an Escrow/In Trust Account: all refunds to individuals who are due a refund via 1st class mail	**$5.00 per issued refund**

Docusign Envelope ID: 83F2FB13-7EF8-4FBB-A685-1C3113783227

EXHIBIT "B"

CITY OF LAGUNA HILLS

ADMINISTRATIVE REGULATION NO. 27

DATED: APRIL 11, 2017

ENTITLED,

"POLICY FOR REVIEW AND APPEAL OF PARKING CITATIONS"

Docusign Envelope ID: 83F2FB13-7EF8-4FBB-A685-1C3113783227

CITY OF LAGUNA HILLS

ADMINISTRATIVE ORDER NO. 27
EFFECTIVE DATE: APRIL 11, 2017

General Subject: **Miscellaneous Policies**

Specific Subject: **Policy for Review and Appeal of Parking Citations**

Purpose:

This Policy governs the City's process and procedures for administrative review and appeal of parking citations. The City contracts with a private vendor or processing agency to process parking citations. The purpose of this Policy is to provide effective oversight of the vendor and to establish a written procedure to ensure compliance with California Vehicle Code Section 40200 et seq. for the administrative review and appeal of parking citations.

Statement of Policy:

THE RESPONSIBLE PARTY

For purposes of this policy, the "responsible party" includes both the registered owner and the operator, rentee, or lessee of the vehicle. The responsible party receiving a parking citation for any violation of any regulation governing parking a vehicle under the California Vehicle Code or City Municipal Code, or under any federal statute or regulation, shall be jointly liable for parking penalties imposed, unless the owner can show that the vehicle was used without their consent. An owner who pays any parking penalty, civil judgment, costs, or administrative fees shall have the right to recover the same from the operator, rentee, or lessee.

The operator of a vehicle who is not the owner but who uses or operates the vehicle with the express or implied permission of the owner shall be considered the agent of the owner to receive parking citations and may contest a parking citation.

HOW TO CONTEST A PARKING CITATION

There are three levels of review and appeal of a parking citation:

Level 1: Initial Review
Level 2: Administrative Hearing
Level 3: Superior Court Appeal

Docusign Envelope ID: 83F2FB13-7EF8-4FBB-A685-1C3113783227

LEVEL 1: INITIAL REVIEW

In accordance with California Vehicle Code Section 40215(a), the City, as the issuing agency, upon request from the responsible party, must complete an initial review of a parking citation. The City shall not charge a fee for the initial review.

The responsible party must request an initial review by the City within 21 calendar days of when the parking citation is issued, or within 14 calendar days of the mailing of a notice of delinquent parking citation. The request for an initial review may be made by telephone, in writing via regular mail or website, or in person. The City and/or processing agency may provide an online link to submit a written request on its website, or a request for the initial review may be submitted as follows:

By Mail:
City of Laguna Hills
c/o Citation Processing Center
P.O. Box 10479
Newport Beach, CA 92658-0479

In Person:
City of Laguna Hills City Hall
24035 El Toro Road
Laguna Hills, CA 92653

By Telephone:
800-989-2058

When making the request, the responsible party must indicate the reason(s) for requesting an initial review and include copies of all supporting documents related to the citation, i.e., photographs, permit holder information, witness statements, etc. All documents provided should be copies as the documents will not be returned following the initial review.

The following reasons will not justify dismissal of a parking citation:

- The responsible party has no money to pay the fine or the fine is too high.
- The responsible party has never received a parking citation in the past.
- The responsible party was unaware of the parking regulations.
- The parking violation was brief.
- The responsible party agrees not to commit the parking violation in the future.

If, based on the initial review, the City is satisfied that the parking violation did not occur, that the registered owner was not responsible for the violation, or that extenuating

Docusign Envelope ID: 83F2FB13-7EF8-4FBB-A685-1C3113783227

circumstances make dismissal of the citation appropriate in the interest of justice, the City shall cancel the parking citation. The City shall advise the processing agency of the cancellation.

If the City instead upholds the parking citation, the results of the initial review must include the reason(s) the citation was upheld and must notify the responsible party of the ability to request an administrative hearing. The notice must also contain a statement that the responsible party may request the City waive prepayment of the parking penalty based upon the responsible party's inability to pay, as described below.

Level 1: Initial review – Handicap Placard Citation Only

If a responsible party is issued a parking citation for failure to display a handicap placard, the following two options are available:

> Option 1: The responsible party may contest the citation by requesting an initial review of the citation within 21 calendar days of the citation date or 14 calendar days from the date of mailing of the notice of delinquent parking violation as described above.
>
> Option 2: In lieu of contest, remit a $25 Failure to Display Placard: Administrative Charge in accordance with California Vehicle Code Section 40226 to cancel a citation. The responsible party must demonstrate that the individual who received the citation had been issued a valid placard at the time the citation was issued. The remittal must include a signed statement by the placard owner that he/she was present at the time of citation issuance, a copy of the placard, and a copy of placard owner's photo identification.

Following the initial review, the City or the processing agency shall mail the results of the initial review to the responsible party contesting the parking citation.

LEVEL TWO: ADMINISTRATIVE HEARING

If the initial review is complete and the responsible party is not satisfied with the results of the initial review, they may request an administrative hearing in accordance with Vehicle Code Section 40215(b). Upon receipt of a request, the processing agency contracted by the City will complete the administrative hearing process in accordance with the procedures established by state law and outlined below.

The responsible party must request the administrative hearing to review the parking citation no later than 21 calendar days following the date the results of the City's initial review are mailed. The request may be made by telephone, in writing via regular mail or website, or in person. The City and/or the processing agency may provide an online

Docusign Envelope ID: 83F2FB13-7EF8-4FBB-A685-1C3113783227

link to submit a written request on its website, or a request for the administrative hearing may be submitted as follows:

By Mail:
City of Laguna Hills
c/o Citation Processing Center
P.O. Box 10479
Newport Beach, CA 92658-0479

In Person:
City of Laguna Hills City Hall
24035 El Toro Road
Laguna Hills, CA 92653

By Telephone:
800-989-2058

Level Two: Administrative Hearing – Request for Hearing

The request for administrative hearing must indicate whether the responsible party is requesting a hearing in-person or by mail. If an in-person hearing is requested, the processing agency will notify the responsible party of the date, time, and location of the hearing and the responsible party must appear at that time. If a hearing by written declaration is requested, the responsible party may submit additional documents prior to the hearing for consideration by the hearing examiner.

If the responsible party is a minor, the responsible party shall be permitted to appear at the hearing or admit responsibility for the parking violation without the appointment of a guardian. The City or processing agency may proceed against the minor in the same manner as it would against an adult.

To submit a request for an administrative hearing, the responsible party must also deposit the amount of the parking penalty with the processing agency.

Level Two: Administrative Hearing – Request for Parking Penalty Waiver

If the responsible party is unable to pay the parking violation penalty at the time of requesting an administrative hearing, he/she may request a parking penalty waiver. To request a parking penalty waiver, the responsible party must submit a Request for Parking Penalty Waiver - Administrative Hearing form and copies of required documents that demonstrate their inability to pay the penalty amount due by the due date indicated on the initial review results notice. The form must include the responsible party's name, driver's license number, license plate of the cited vehicle, and the citation number. The responsible party must provide their total monthly income and state all the reasons why

Docusign Envelope ID: 83F2FB13-7EF8-4FBB-A685-1C3113783227

they are not able to pay the parking citation fine. Failure to submit documentation by the due date will result in normal processing of the citation and forfeiture of the opportunity to obtain an administrative hearing. If the hearing examiner upholds the citation, the penalty amount is due within 30 days of the administrative hearing decision. If the penalty is not paid within the stated time, a late fee and other penalties will be added.

Level Two: Administrative Hearing – Hearing Procedures

An administrative hearing shall be held within 90 calendar days following the receipt of a request for an administrative hearing. The person requesting the hearing may request one continuance, not to exceed 21 calendar days.

The administrative hearing shall provide an independent, objective, fair, and impartial review of contested parking violations and be conducted in accordance with the following hearing procedures:

- All oral evidence or testimony shall be taken only on oath or affirmation. The hearing examiner shall administer the oath. If many witnesses are expected to testify, the hearing examiner has the discretion to have all prospective witnesses rise and be sworn at the same time at the outset of the proceedings.

- The oath or affirmation may be administered as follows: Do you solemnly swear or affirm, that the evidence you shall give in this issue (or matter), pending before this body, shall be the truth, the whole truth, and nothing but the truth, so help you God.

- The hearing need not be conducted according to technical rules relating to evidence and witnesses. Any relevant evidence shall be admitted if it is the sort of evidence on which responsible persons are accustomed to rely in the conduct of serious affairs, regardless of the existence of any common law or statutory rule which might make improper the admission of such evidence over objection in civil actions. Hearsay evidence may be used for the purpose of supplementing or explaining other evidence but shall not be sufficient in itself to support a finding unless it would be admissible over objection in civil actions. The rules of privilege shall be effective to the extent that they are otherwise required by statute to be recognized at the hearing, and irrelevant and unduly repetitious evidence shall be excluded.

Docusign Envelope ID: 83F2FB13-7EF8-4FBB-A685-1C3113783227

- The responsible party may examine witnesses, introduce exhibits, cross-examine opposing witnesses on any matter relevant to the issues, impeach any witness, and rebut the evidence against him/her. The hearing examiner has the discretionary authority to: limit the number of witnesses to testify where their testimony would be cumulative or repetitive in nature; limit or curtail any abusive, argumentative, repetitive, or otherwise irrelevant cross-examination; and in conformance with other rules, place reasonable time limits on the right to cross-examine and the presentation of evidence.

- The hearing examiner shall determine the order of proceedings. If a party is absent, the hearing examiner may proceed with the hearing in that party's absence if due notice was given and no explanation for the absence was given.

- The officer or person who issues a notice of parking violation shall not be required to participate in an administrative hearing. The City shall not be required to produce any evidence other than the notice of parking violation or copy of the notice and information received from the Department of Motor Vehicles identifying the registered owner of the vehicle. The documentation in proper form shall be prima facie evidence of the violation.

- Other than at the hearing, there shall be no direct communication between the responsible party and the hearing examiner on any matter related to the hearing.

- The hearing examiner shall render his/her decision not later than 15 calendar days after the hearing is closed. The report shall be in writing and shall include findings of fact, a summary of the relevant evidence, a statement of the issues, a resolution of the credibility of witnesses, and a determination. If the citation is not cancelled, the written decision must include the reason(s) for the denial.

- Following the administrative hearing, the hearing examiner will notify the responsible party of the decision either by personal delivery or by first-class mail. If the responsible party is not satisfied with the hearing examiner's decision, he/she may file an appeal in Superior Court. It is the responsibility of the responsible party to follow up with the hearing examiner if they do not receive the results within three weeks of the administrative hearing.

Docusign Envelope ID: 83F2FB13-7EF8-4FBB-A685-1C3113783227

The City shall appoint or contract with qualified examiners or administrative hearing providers that employ qualified examiners to conduct the administrative hearings. Examiners shall demonstrate those qualifications, training, and objectivity necessary to conduct a fair and impartial review. An examiner shall not be employed, managed, or controlled by a person whose primary duties are parking enforcement or parking citation processing, collection, or issuance. The examiner shall be separate and independent from the citation, collection, or processing function. An examiner's continued employment, performance evaluation, compensation, and benefits shall not, directly or indirectly, be linked to the amount of fines collected by the examiner.

The hearing examiner or the City may, at any stage of the initial review or the administrative hearing process, allow payment of the parking penalty in installments, or the City may allow for deferred payment if the responsible party provides evidence satisfactory to the hearing examiner or the City, of an inability to pay the parking penalty in full.

LEVEL 3: SUPERIOR COURT APPEAL

Within 30 calendar days after the mailing or personal delivery of the final decision of the hearing examiner, the responsible party may seek further review by filing an appeal with the Orange County Superior Court. The court appeal shall be heard de novo, except that the contents of the processing agency's file in the case shall be received in evidence. A copy of the notice of parking violation or, if the citation was issued electronically, a true and correct abstract containing the information set forth in the notice of parking violation shall be admitted into evidence as prima facie evidence of the facts stated therein.

A copy of the notice of appeal shall be served in person or by first-class mail upon the processing agency by the responsible party.

The fee for filing the notice of appeal is $25 as established by Government Code Section 70615. The court shall retain the fee regardless of the outcome of the court appeal. The court shall request that the processing agency's file on the case be delivered to the court and received within 15 calendar days of the request. The court shall notify the responsible party of the appearance date by mail or personal delivery. If the court finds in favor of the responsible party, the amount of the fee shall be reimbursed by the processing agency.

If the responsible party does not file a Notice of Appeal of the hearing examiner's decision within the 30 days allotted, the hearing examiner's decision shall be deemed final.

Docusign Envelope ID: 83F2FB13-7EF8-4FBB-A685-1C3113783227

Interpretation of Policy and Revisions:

The City Manager or designee is responsible for interpreting and enforcing this Policy, monitoring its implementation, and recommending changes to this Policy. The City reserves the right to modify this Policy at any time.

Approval:

Administrative Order No. 27 shall be effective on the date set forth above for the City of Laguna Hills.

BRUCE E. CHANNING, City Manager

4/18/17
Date of Issue

Approved as to Form:

GREGORY E. SIMONIAN, City Attorney

4/18/17
Date of Issue

City of Laguna Hills
City Council / Planning Agency
Staff Report

Date: December 9, 2025
To: Mayor and Council Members
From: Joe Ames, Assistant City Manager
Issue: First Amendment to Agreement with CR&R Incorporated, a California corporation, for the Collection, Transportation, Processing and Diversion of Recylcable Materials, Food Scraps, Yard Trimmings, Construction and Demolition Debris and Other Materials and for the Collection, Transportation and Disposal of Municipal Solid Waste

Recommendation: That the City Council: 1. Approve the First Amendment to Agreement with CR&R Incorporated, a California corporation, for the Collection, Transportation, Processing and Diversion of Recylcable Materials, Food Scraps, Yard Trimmings, Construction and Demolition Debris and Other Materials and for the Collection, Transportation and Disposal of Municipal Solid Waste, and 2. Authorize the Mayor to sign the First Amendment to Agreement.

Background:

The City and CR&R Incorporated ("Contractor") entered into an agreement for Collection, Transportation, Processing and Diversion of Recyclable Materials, Food Scraps, Yard Trimmings, Construction and Demolition Debris and Other Materials and for the Collection, Transportation and Disposal of Municipal Solid Waste on June 25, 2024 (“Agreement”). Pursuant to the terms of the Agreement, Contractor commenced collection operations under this new Agreement on July 1, 2025.

The purpose of this First Amendment is to document the agreements of the parties concerning issues with regard to equipment, administration of the Agreement and compliance with the Agreement, that have arisen since the commencement of the Agreement. This First Amendment also is intended to correct the clerical omission of rates for vertical compactors for commercial and multi-family customers.

Specifically, the First Amendment clarifies:

- The liquidated damages for each failure of the Contractor to collect a container containing mixed solid waste, recyclable materials, or green waste as $100.00 per container after 250 such failures per type of container annually. The current Agreement is ambiguous in this regard.
- The liquidated damages for each failure of the Contractor to collect a container for each type of material for two consecutive days as $150.00 per instance.
- The liquidated damages for each failure to resolve a customer complaint such that the customer contacts the City to resolve the issue at $100.00 per customer in excess of five contacts for the same issue per month.
- The deadline to replace existing containers with new containers is December 31, 2025.
- That black-bodied containers may be used by the Contractor with color-coded lids specific to the waste stream, as required by California State Senate Bill 1383.
- The rates for vertical compactors. These rates were originally omitted and the new rates represent a significant cost savings for each commercial and multi-family customer.
- The billing cycle period is quarterly for residential and monthly for commercial and multi-family customers.

City staff, the City's solid waste consultant (EcoNomics), the contract solid waste hauler (CR&R Incorporated), and the City Attorney's office have all reviewed the First Amendment. The attached First Amendment represents all parties' agreement on the First Amendment to the Agreement. Therefore, City staff recommends approval of the First Amendment.

Fiscal Impact:

None. However, approval of the First Amendment allows the City to assess liquidated damages for service failures by the Contractor that were previously ambiguously written, and therefore, unenforceable in the existing Agreement.

Attachments:

1. Proposed First Amendment to Agreement with CR&R
2. Existing Agreement with CR&R Incorporated

FIRST AMENDMENT TO AGREEMENT FOR THE COLLECTION, TRANSPORTATION, PROCESSING AND DIVERSION OF RECYCLABLE MATERIALS, FOOD SCRAPS, YARD TRIMMINGS, CONSTRUCTION AND DEMOLITION DEBRIS AND OTHER MATERIALS AND FOR THE COLLECTION, TRANSPORTATION AND DISPOSAL OF MUNICIPAL SOLID WASTE

THIS FIRST AMENDMENT is entered into as of the 9th day of December, 2025, by and between the CITY OF LAGUNA HILLS, a municipal corporation (hereinafter referred to as the "City") and CR&R INCORPORATED, a California corporation (hereinafter referred to as "Contractor").

RECITALS

1. The City and Contractor entered into an agreement for Collection, Transportation, Processing and Diversion of Recyclable Materials, Food Scraps, Yard Trimmings, Construction and Demolition Debris and Other Materials and for the Collection, Transportation and Disposal of Municipal Solid Waste on June 25, 2024 (hereinafter referred to as "Agreement"). Pursuant to the terms of the Agreement, Contractor commenced collection operations on July 1, 2025.

2. The purpose of this First Amendment is to document the agreements of the parties concerning issues with regard to equipment, administration of the Agreement and compliance with the Agreement, that have arisen since the commencement of the Agreement. This First Amendment also is intended to correct the clerical omission of rates for vertical compactors for commercial and multi-family customers.

NOW, THEREFORE, in consideration of the mutual promises contained in this First Amendment, and for other good and valuable consideration, the parties agree as follows:

Section 1. <u>Change to Agreement Section 15.09.A.2 Liquidated Damages</u>

Section 15.09.A.2 of the Agreement is hereby deleted in its entirety and is replaced with the following:

A. Collection Reliability		
2	For each failure to Collect a Container containing MSW or Recyclable Materials or Food Scraps/Yard Trimmings from any Single Family Dwelling Premises which has been properly set out for Collection, from any established Customer, on the scheduled Collection day, including regular and Saturday service, in excess of two-hundred fifty (250) such failures City-wide annually for the specific type of materials, on or after December 10, 2025. The threshold of two hundred fifty (250) failures shall apply to each material type, e.g. the threshold for MSW Collection failures shall be 250 City-wide failures; the threshold for Recyclable Materials Collection failures shall be 250 City-wide failures, and the threshold for Food Scraps/Yard Trimmings Collection failures shall be 250 City-wide failures. The first annual period for the counting of failures shall be December 10, 2025 through June 30, 2026. The second and subsequent annual period for the counting of failures shall be counted from July 1 through June 30 of each year. Each failure to Collect a Container of any material type anywhere in City shall constitute one (1) failure. Example: If on Collection day, Contractor fails to collect all three (3) Containers (MSW, Recyclable Materials and Food Scraps/Yard Trimmings) at a Single-Family Dwelling Premises, this is counted as one (1) failure for MSW Collection, one (1) failure for Recyclable Materials Collection and one (1) failure for Food Scraps/Yard Trimmings Collection, for a total of three (3) failures (one for each type of material).	$100.00 per Container

Section 2. Change to Agreement Section 15.09.A.3 Liquidated Damages

Section 15.09.A.3 of the Agreement is hereby deleted in its entirety and is replaced with the following:

A. Collection Reliability		
3	For each failure to Collect a Container which contains MSW, Recyclable Materials or Food Scraps/Yard Trimmings which has been properly set out for Collection, from the same Customer on two (2) consecutive scheduled Collection days.	$150.00

Section 3. Change to Agreement Section 15.09.C.8 Liquidated Damages

Section 15.09.C.8 of the Agreement is hereby deleted in its entirety and is replaced with the following:

C. Responsiveness to Customer		
8	Failure to resolve customer complaint such that the Customer contacts City to resolve issue.	$100 per customer contact in excess of 5 contacts per month

Section 4. Distribution of New Containers to Multi-Family and Commercial Customers

Section 1.4.2.2 of Attachment B of the Agreement is hereby deleted in its entirety and replaced with the following:

"1.4.2.2. Contractor Distribution of New Bins, Carts, Compactors and Roll Off Boxes. Contractor shall collect all of the existing old Carts and Bins (or make arrangements with the former contractor to Collect the Carts and Bins) concurrent with Contractor's distribution of new Bins such that no Customer is ever without all required Containers. Contractor shall make arrangements for old Bins it collects to be either recycled or reused. Contractor shall coordinate with the former contractor for removal of all Compactors and Roll Off Boxes owned by the former contractor concurrent with Contractor's distribution of new Compactors and Roll Off Boxes such that no Customer is ever without all required Containers. Contractor shall provide City a schedule and plan for Cart, Bin, Compactor and Roll Off Box distribution and collection of the old Carts in Attachment C and shall follow said schedule. All of the existing (old) Containers shall be replaced with the new Containers as described in Attachment E-2, on or before December 31, 2025."

Section 5. Change in Due Date for Distribution of New Containers to Multi-Family and Commercial Customers in Attachment C.

The date in Attachment C to the Agreement ("Implementation Plan") by which Contractor shall replace Commercial and Multi-Family Containers with the new Containers described in Attachment E-2 is hereby changed from July 1, 2025 to December 31, 2025. In the Section titled "Bins" in Attachment C, p. 81, the language stating "All required bin exchanges will occur prior to the start of the new contract" is hereby changed to read as follows: "All required bin exchanges will occur prior to December 31, 2025."

Section 6. Clarification of Required Container Colors. Agreement Attachment B, Section 1.4.1.2

Section 1.4.1.2 of Attachment B of the Agreement is hereby amended to change the Cart colors to read as follows:

> "…The postcard or mailer shall explain that an Extra Cart charge shall occur upon the Residential Customer's new or continued request for each additional black bodied and black lidded MSW Cart after the first, upon the Customer's new or continued request for each additional black bodied and blue lidded Recycling Cart after the second, and upon a Customer's new or continued request for each additional black bodied and green lidded Yard Trimmings/Food Scraps/Stable Bedding and Manure Cart after the first. …"

Section 7. Clarification of Required Container Colors. Agreement Attachment B, Section 1.4.1.4

Section 1.4.1.4 of Attachment B of the Agreement is hereby deleted in its entirety and replaced with the following:

"1.4.1.4. Carts for Basic Residential Service. Contractor shall provide each Single Family Dwelling Residential Customer with a minimum of three (3) or four (4) wheeled Carts with lids for the basic level of service: one (1) black bodied and black lidded MSW Cart (of the size requested by the Customer), one (1) or two (2) black bodied and blue lidded Recycling Carts (of the sizes requested by the Customer), and one (1) black bodied and green lidded Cart for Yard Trimmings/Food Scraps/Stable Bedding and Manure (of the size requested by the Customer) subject to the Applicable Maximum Rates. If a Single Family Dwelling Residential Customer's Cart sizes are not determined from the previous contractor's records or from a response to the Cart survey described in Section 1.4.1.1, the Customer shall receive the default Cart size for Residential MSW, Recycling and/or Yard Trimmings/Food Scraps/Stable Bedding and Manure Carts of 95-gallon Carts."

Section 8. Clarification of Required Container Colors. Agreement Attachment B, Section 1.4.1.5

Section 1.4.1.5 of Attachment B of the Agreement is hereby deleted in its entirety and replaced with the following:

"1.4.1.5. Extra Carts for Residential Service. An Extra Cart charge shall occur upon the Residential Customer's request for a second (2nd) or subsequent additional black bodied and black lidded MSW Cart, upon the Customer's request

for a third (3rd) or subsequent additional black bodied and blue lidded Recycling Cart and upon a Customer's request for a second (2nd) or subsequent additional black bodied and green lidded Yard Trimmings/Food Scraps/Stable Bedding and Manure Cart. Contractor shall charge Residential Customers for the Extra Carts in accordance with the Applicable Maximum Rates."

Section 9. Clarification of Required Container Colors. Agreement Attachment B, Section 1.5.1

Section 1.5.1 of Attachment B of the Agreement is hereby deleted in its entirety and replaced with the following:

"1.5.1. Color Coding.

Contractor shall replace all Carts, Containers, Bins and all non-Customer-owned Compactors in City (Single Family Dwelling Residential, Multi-Family Dwelling and Commercial and all other Customers for all types of Divertible Materials and MSW) before the following dates:

Single Family Dwelling Carts for MSW, Recyclable Materials and Food Scraps/Yard Trimmings – July 1, 2025.

Multi-Family Dwelling and Commercial Customers' Carts, Containers, Bins and all non-Customer-owned Compactors in City for all types of Divertible Materials and MSW) – December 31, 2025.

All Carts shall have a black body and a color-coded lid. The color-coding scheme for all Carts shall be black bodies with black lids for MSW Carts, black bodies with green lids for Yard Trimmings/Food Scraps/Stable Bedding and Manure Carts, and black bodies with blue lids for Recyclable Materials Carts.

All Bins shall be of a uniform color including the body and the lid. The color-coding scheme for all Bins shall be black bodies and lids for MSW Bins, green bodies and lids for Yard Trimmings/Food Scraps/Stable Bedding and Manure Bins, and blue bodies and lids for Recyclable Materials Bins.

The color-coding scheme for all Single-Family Dwelling Residential Carts shall be black bodies with black lids for MSW Carts, black bodies with green lids for Yard Trimmings/Food Scraps Carts, and black bodies with blue lids for Recyclable Materials Carts.

The color-coding scheme for all Multi-Family Dwelling Carts shall be black bodies with black lids for MSW Carts, black bodies with green lids for Yard Trimmings/Food Scraps Carts, and black bodies with blue lids for Recyclable Materials Carts.

The color-coding scheme for all Commercial Carts shall be black bodies with black

lids for MSW Carts, black bodies with green lids for Yard Trimmings/Food Scraps Carts, and black bodies with blue lids for Recyclable Materials Carts.

The color-coding scheme for Multi-Family Dwelling Bins shall be black bodies with black lids for MSW Bins, green bodies with green lids for co-collected Yard Trimmings/Food Scraps Bins, green bodies with green lids for source-separated Yard Trimmings Bins, brown bodies with brown lids for Source-separated Food Scraps Bins, blue bodies with blue lids for Recyclable Materials Bins, and green bodies with green lids for Stable Bedding and Manure Bins.

The color-coding scheme for Commercial Bins shall be black bodies with black lids for MSW Bins, green bodies with green lids for co-collected Yard Trimmings/Food Scraps Bins, green bodies with green lids for source-separated Yard Trimmings Bins, brown bodies with brown lids for Source-separated Food Scraps Bins, blue bodies with blue lids for Recyclable Materials Bins, and green bodies with green lids for Stable Bedding and Manure Bins.

The color-coding scheme for all Roll Off Boxes shall be black bodies with black lids for MSW Boxes, green bodies with green lids for Yard Trimmings/Food Scraps Boxes, green bodies with green lids for source-separated Yard Trimmings Boxes, brown bodies with brown lids for Source-separated Food Scraps Boxes and blue bodies with blue lids for Recyclable Materials Boxes. Compactors shall be tan in color. Mixed Recyclable Materials Boxes shall have blue bodies with blue lids. Stable Bedding and Manure Boxes shall have green bodies with green lids.

Roll Off Boxes designated for Recyclable Materials Collection, Yard Trimmings/Food Scraps, Source-Separated Yard Trimmings or Food Scraps Collection or Stable Bedding/Manure shall be prominently labeled as such (e.g., “Recyclable Materials Only”, “Yard Trimmings/Food Scraps Only”, “Yard Trimmings Only”, “Food Scraps Only”, “Stable Bedding/Manure Only”) either with permanent lettering or with removable magnetic signage on each side. Contractor-owned Compactors for Food Scraps shall be prominently labeled “Food Scraps Only” either with permanent lettering or with removable magnetic signage on each side.

The color-coding scheme for temporary Commercial Bins shall be the same as the color scheme for permanent Commercial Bins.”

Section 10. <u>Clarification of Required Container Colors. Agreement Attachment E-1</u>

Attachment E-1 to the Agreement is hereby deleted in its entirety and replaced with revised Attachment E-1 in Exhibit 1 to this First Amendment which is incorporated herein by this reference.

Section 11. Reduction in Rates for Vertical Compactors Due to Clerical Omission

The rates in Attachment D to the Agreement were submitted by Contractor as part of the City's competitive Request for Proposals process in 2024. City and Contractor entered into the Agreement in June 2024. Contractor recently informed City that the rates in Sections 7 and 11 of Attachment D-1 and Sections 7 and 11 of Attachment D-3, for the Permanent Compactor(s) do not apply to several customers that have vertical Compactors that are Collected on standard Commercial Collection routes. Contractor has provided rates for two (2) cubic yard, three (3) cubic yard and four (4) cubic yard vertical Compactors containing MSW or Recyclable Materials that are Collected multiple days per week and that reflect the actual cost of providing this service without specialized equipment, thus resulting in lower rates than those included in Sections 7 and 11 of Attachments D-1 and D-3 (regular large Compactor rates). Contractor has requested that the new rates be added to Attachments D-1 and D-3 to reflect the accurate rates for Collection from the vertical Compactors. Contractor hereby guarantees and warrants that it will not seek any future rate adjustment, cost increase or any other change in Contractor's compensation due to the reduced rate revenue that Contractor will receive due to this change.

The rates for vertical Compactors in Attachment D-1 Sections 2 and 6 are hereby added as follows:

Table 2j is added for a 2-yard vertical compactor 1-6x/week for recycling

Table 2k is added for a 3-yard vertical compactor 1-6x/week for recycling

Table 2l is added for a 4-yard vertical compactor 1-6x/week for recycling

Table 6j is added for a 2-yard vertical compactor 1-6x/week for MSW

Table 6k is added for a 3-yard vertical compactor 1-6x/week for MSW

Table 6l is added for a 4-yard vertical compactor 1-6x/week for MSW

The rates for vertical Compactors in Attachment D-3 Sections 2 and 6 are hereby added as follows:

Table 2j is added for a 2-yard vertical compactor 1-6x/week for recycling

Table 2k is added for a 3-yard vertical compactor 1-6x/week for recycling

Table 2l is added for a 4-yard vertical compactor 1-6x/week for recycling

Table 6j is added for a 2-yard vertical compactor 1-6x/week for MSW

Table 6k is added for a 3-yard vertical compactor 1-6x/week for MSW

Table 6l is added for a 4-yard vertical compactor 1-6x/week for MSW

Attachments D-1 and D-3 of the Agreement are hereby deleted in their entirety and are replaced with revised Attachments D-1 and D-3 attached to this First Amendment as Exhibit 2 which is incorporated herein by this reference.

Section 12. Change to Section 1.1.1 of Attachment B of the Agreement for Residential, Commercial and Multi-Family Billing.

Section 1.1.1 of Attachment B of the Agreement is hereby deleted in its entirety and replaced with the following:

"1.1.1. Residential, Commercial and Multi-Family Billing.

Contractor shall invoice Single Family Residential Premises on a quarterly basis in advance. For example, Residential Single Family Premises will receive an invoice in January for services provided January – March.

Contractor shall invoice Commercial and Multi-Family Commercial Customers on a monthly basis, in advance, based upon the size of their Containers and the frequency of Collection, at the Applicable Maximum Rates**.** Changes to container size and frequency that occur during the month will be pro-rated. In the event of non-payment of a bill, Contractor shall follow the procedures described in Section 1 of this Attachment B."

Section 13. Except as expressly modified by this First Amendment, all terms and conditions contained in the Agreement dated June 25, 2024 shall remain in full force and effect.

IN WITNESS WHEREOF, City and Contractor have executed this First Amendment as of the day and year first above written.

CR&R INCORPORATED

By: _____
Clifford R. Ronnenberg, Chairman and CEO

By: _____
David Ronnenberg, President and Secretary

CITY OF LAGUNA HILLS

By: _____
_____, Mayor

ATTEST:

CITY CLERK

By: _____
Jennifer Lee, City Clerk

APPROVED AS TO FORM

By: _____
Gregory E. Simonian, City Attorney

EXHIBIT 1

ATTACHMENT E-1
Specifications for Wheeled Carts to be Supplied by Contractor

Cart Design Requirements - The Carts shall be manufactured by injection or rotational molding and meet the Cart design requirements as specified below

1.1. Cart Manufacturer - Carts shall have single-piece product design with no seams and consistent wall thickness. Contractor shall endeavor to provide Carts from the same manufacturer for MSW, Recyclable Materials and Food Scraps/Yard Trimmings throughout the Term, in order to create a uniform appearance of Cart aesthetics, shape and colors throughout the City. If, after making reasonable and timely efforts to obtain replacement Carts from the manufacturer used during the initial cart roll-out during the Term, Contractor may request City approval to provide replacement Carts from another manufacturer. City shall determine, in its sole discretion, whether the quality, features, sizes, Cart and lid colors and other characteristics of such Carts are equal to those of the Carts initially distributed and whether the proposed Carts meet the specifications in this Attachment E-1.

1.2. Capacity – Contractor shall provide Carts in three sizes for residential MSW, Recyclable Materials, and Food Scraps/Yard Trimmings Collection. Acknowledging the different sizes provided by the various Cart manufacturers, the Carts shall be uniform in appearance and must conform to the following ranges in size:

- 30 to 35-gallons,
- 60 to 70-gallons, and
- 90 to 95-gallons

1.3. Cart Handles – The Cart handles and handle mounts may be an integrally molded part of the Cart body or molded as part of the lid. Bolt-on handles are acceptable for all Carts <u>except for those that will accept Food Scraps</u>. The Cart handles will provide comfortable gripping area for pulling or pushing the Cart or lifting the lid. Pinch points are unacceptable.

1.4. Cart Lid – Each Cart shall be provided with a lid that continuously overlaps and comes in contact with the Cart body or otherwise causes an interface with the Cart body that simultaneously:

- Prevents the intrusion of rainwater, rodents, birds, and flies;
- Prevents the emission of odors;
- Enables the free and complete flow of MSW, Recyclable Materials and Food Scraps/Yard Trimmings from the container during the dump cycle without interference with the material already deposited in the truck body or the truck body itself and its lifting mechanism;
- The lid handle shall be an integrally molded part of the lid;
- Permits users of the Cart to conveniently and easily open and shut the lid throughout the serviceable life of the Cart;
- The lid (and body) must be of such design and weight that would prevent an empty Cart from tilting backward when flipping the lid open;

ATTACHMENT E-1
Specifications for Wheeled Carts to be Supplied by Contractor

- The lid shall be hinged to the Cart body in such a manner so as to enable the lid to be fully opened, free of tension, to a position whereby it may rest against the backside of the Cart body; and
- The lid shall be designed to be easily removed in the event of damage or failure. The hinge assembly shall not be capable of being readily removed by the public by hand or with ordinary tools.

1.5. Foot-Hold – Each Cart shall have a foot-hold area on the back of the Cart to allow for foot placement so as to assist in tilting back the Cart prior to rolling it. If Food Scraps are being placed in the Cart, the foot hold holes shall be sealed so that Food Scrap liquids do not leak through the holes.

1.6. Stop bar – Each Food Scraps/Yard Trimmings Cart shall have a molded, sealed stop bar that prevents leakage.

1.7. Cart Colors – All Carts shall have a black body and a color-coded lid. The color-coding scheme for all Carts shall be black bodies with black lids for MSW Carts, black bodies with green lids for Yard Trimmings/Food Scraps/Stable Bedding and Manure Carts, and black bodies with blue lids for Recyclable Materials Carts. The colors shall be colorfast and resistant to fading as a result of weathering or ultraviolet degradation. The colors shall be as follows:

The color-coding scheme for all Carts shall be black bodies with black lids for MSW Carts, black bodies with green lids for Yard Trimmings/Food Scraps/Stable Bedding and Manure Carts, and black bodies with blue lids for Recyclable Materials Carts.

1.8. Wheel Design and Axle Assembly – Each Cart shall be equipped with an axle and two wheels, positioned on the bottom of the Cart to facilitate it being pushed or pulled with little effort with load weights up to its maximum load capacity as set forth in Section 2.2 of this Attachment E. If Food Scraps are being placed in the Cart, the axle holes shall be sealed so that Food Scrap liquids do not leak through the holes.

1.9. Identification Markings – For all new Carts distributed during the Term of the Agreement, the following markings shall be permanently marked on the exterior lid of each container in character size of no less than ***one (1) inch***, the phrases:

In character size in the range of ***1/4 to 3/4 inch***, the following phrases:

DO NOT PLACE FLAMMABLE PRODUCTS

OR HOT ASHES IN THIS CONTAINER

DO NOT DISPOSE OR HAZARDOUS MATERIALS

IN THIS CONTAINER

NO PONGA PRODUCTOS INFLAMABLES O CENIZAS EN ESTE NO PONGA MATERIALS PELIGROSOS EN ESTE RECIPIENTE

In character size in the range of ***1/4 to 3/4 inch***, the following item:

IDENTIFICATION CODE

The following markings shall be on the backside of the Cart.

In character size of no less than ***1/4 inch***, the phrase:

DO NOT TILT OR ROLL CONTAINER WITH LID OPEN

NO RUEDE EL RECIPIENTE CON LA TAPA ABIERTA

An arrow (at least 3 inches by 5 inches) shall be placed on the lid, indicating the direction of Cart placement.

In character size of no less than ***3/16 inch***, the phrase:

PLACE CONTAINER WITH ARROW FACING STREET FOR COLLECTION

COLOQUE EL RECIPIENTE CON LAS FLECHAS HACIA LA CALLE

1.10. Sticker Attachment Area - Cart lids shall have a molded depression no less than 5 inches tall and 11 inches wide where the Contractor shall attach a color, weather-proof adhesive label indicating the materials accepted in each of the Carts. Decals shall comply with the specifications set forth in Attachment B, Section 1.

1.11. Additional Parts – All parts necessary for the Cart to be complete and ready for operation and use by the residents of the City shall be furnished by the Contractor.

1.12. Replacement Parts – All replacement and repair parts and components shall be of the same or better quality as the original parts provided to the City and must meet the same requirements as set forth in Section 2 of this Attachment E – Cart Performance Requirements.

1.13. Recycled Content – All Carts shall contain at least 10% Post-Consumer Recycled Content and at least 50% Post Industrial Recycled Content.

1.14. Cart Identification System – All Carts shall have a unique serial number, and/or barcode, and/or RFID device for tracking inventory and linking inventory back to accounts.

2. Cart Performance Requirements – All Carts shall be designed and manufactured to meet the minimum performance requirements described below.

2.1 Minimum Service Life – Carts shall have the capability for continual, uninterrupted use as MSW, Recyclable Materials and Food Scrap/Yard Trimmings Carts in Residential applications as set forth in the Agreement for a minimum period of ten (10) years, herein referred to as the "Minimum Service Life." The Minimum Service Life shall be measured from the date of delivery or distribution.

2.2 Cart Load Capacity – Depending on the capacity, the Carts shall have a minimum load capacity as noted below without Cart distortion, damage, or reduction in maneuverability or any other functions as required herein.

Cart Size (Gallons)	Minimum Load Capacity (LBS)
90-95	200
60-70	130
30-35	70

2.3 Cart Durability – Carts shall remain durable, and at a minimum, shall meet the follow durability requirements to satisfy its intended use and performance, for a period of ten (10) years:

- Maintain its original shape and appearance;
- Be resistant to kicks and blows;
- Require no routine maintenance and essentially be maintenance free;
- Not warp, crack, rust, discolor, or otherwise deteriorate over time in a manner that will interfere with its intended use;
- Resist degradation from ultraviolet radiation;
- Be incapable of penetration by biting or clawing of household pets (i.e., dogs and cats);
- The bottoms of Cart bodies must remain impervious to any damage, that would interfere with the Cart's intended use after repeated contact with gravel, concrete, asphalt or any other rough and abrasive surface;
- All wheel and axle assemblies are to provide continuous maneuverability and mobility as originally designed and intended; and,
- Resist degradation by other airborne gases or particulate matter currently present in the ambient air of the City.

2.4 Chemical Resistant – Carts shall resist damage from common household or residential products and chemicals. Carts, also, shall resist damage from human and animal urine and feces.

2.5 Stability and Maneuverability – The Carts shall be stable and self-balancing in the upright position, when either empty or loaded to its maximum design capacity with an evenly distributed load, and with the lid in either a closed or open position.

All Carts shall be capable of maintaining the upright position in sustained or gusting winds of up to 25 miles per hour as applied from any direction.

The Carts shall be capable of being easily moved and maneuvered, with an evenly distributed load equal in weight to its maximum design capacity on a level, sloped or stepped surface.

2.6 Lid Performance – Cart lid assemblies shall meet the following minimum requirements:

- Prevent damage to the Cart body, the lid itself, and to any component parts through repeated opening and closing of the lid by Residents or in the dumping process as intended;
- Remain closed in winds up to 25 miles per hour from any direction. All lid hinges must remain fully functional and continually hold the lid in the original designed and intended positions when either opened or closed; and,
- Lids shall be designed and constructed such that it prevents physical injury to the user while opening and closing the Cart.

2.7 Reparability – Minor cracks, holes, and other damages to hinges, wheels, axle, hardware, and other component parts shall be readily repairable by the Contractor's personnel with minimum training and supervision. All repairs shall be capable of being performed by one person in the field. All repairs must restore the container to its full functionality to meet the design and performance requirements as set for herein.

3. Cart Ownership and Maintenance Responsibilities – Contractor shall be responsible for Cart repair and maintenance, graffiti removal, and replacing lost, stolen or damaged Carts at no additional charge to the Customer or to the City. Contractor shall own the Carts during the Term. The City reserves the right to have the Contractor remove the carts at the end of the Term at no charge to the City.

The numbers, specifications, and types of Containers shall be furnished by Contractor, as described in Attachment E-2. The parties agree that the cart colors described in this Attachment E-1 shall now apply to the Carts listed in Attachment E-2.

EXHIBIT 2

Attachment D.1 - Maximum Rates to be Charged Assuming Cross-Jurisdictional Efficiencies between Lake Forest and Laguna Hills
Proposer Cost Assumptions

Instructions: Fill in the cost and productivity assumptions used to develop proposed rates as listed in Tables 1 - 4 below. Failure to provide the requested assumption data will be counted against proposers in the RFP evaluation. Cells shaded in yellow require proposer input.

Table 1: Residential Assumptions

Enter cost assumptions into yellow-shaded area below		
Density of Residential Curbside MSW	88.46	lbs. per cubic yard
Density of Residential Curbside Recyclable Materials	25.34	lbs. per cubic yard
Density of Residential Curbside Co-collected Yard Trimmings and Food Scraps	39.35	lbs. per cubic yard
Fully Burdened Cost per Hour to Operate Residential Side Loader	$ 130.00	$ per hour
Time to service 1 residential cart (includes time on and off route)	0.011	hours
Cost per ton for disposal	$ 42.76	$ per ton
Cost per ton for processing single-stream recyclables	$ 116.87	$ per ton
Composite revenue per ton for sale of single-stream recyclable materials	$ 110.27	$ per ton
Residue percentage of residential single-stream recyclables	29.85%	percent
Gate fee per ton for residential organics taken to a **composting** facility	$ 75.00	per ton
Transfer costs, per ton of residential organics, for transferring materials to proposed composting facility (leave blank if proposer is planning on direct-hauling from collection route to composting facility)		per ton
Revenue per ton for finished compost	$0-$15	per ton
Gate fee per ton for residential organics taken to an **anaerobic digestion (AD)** facility.	$ 102.75	per ton
Transfer costs, per ton of residential organics, for transferring materials to proposed AD facility (leave blank if proposer is planning on direct-hauling from collection route to AD facility)	$ 14.49	per ton
Revenue, including LCFS and RIN credits and revenue from sale of composted digestate, per ton for AD	$20-$30	per ton
Transfer costs, per ton of residential organics, for **transferring** materials to Orange County Waste and Recycling (OCW&R) **Bee Canyon Greenery (11002 Bee Canyon Access Road, Irvine, Ca) composting facility** should this facility accept co-collected organics during the term of the agreement	$ 3.61	per ton
Additional cost (or cost reduction) per ton of residential organics, for **direct-hauling** materials from collection routes directly to OCW&R composting facility **Bee Canyon Greenery** composting facility should this facility accept co-collected organics during the term of the agreement	$ 4.79	per ton
Transfer costs, per ton of residential organics, for **transferring** materials to OCW&R **Capistrano Greenery (32250 Avenida la Pata, SJC, Ca) composting facility** should this facility accept co-collected organics during the term of the agreement	$0.00 since CRR facility is in SJC. Will Direct Haul	per ton
Additional cost (or cost reduction) per ton of residential organics, for **direct-hauling** materials from collection routes directly to **OCW&R Capistrano Greenery** composting facility should this facility accept co-collected organics during the term of the agreement	$0.00 since CRR facility is also in SJC.	per ton
Transfer costs, per ton of residential organics, for **transferring** materials to OCW&R **Valencia Greenery (1942 N. Valencia Ave, Brea) composting facility** should this facility accept co-collected organics during the term of the agreement	$ 11.46	per ton
Additional cost (or cost reduction) per ton of residential organics, for **direct-hauling** materials from collection routes directly to **OCW&R Valencia Greenery** composting facility should this facility accept co-collected organics during the term of the agreement	$ 15.24	per ton

Table 2: Commercial and Multi-family Assumptions

Enter cost assumptions into yellow shaded area below		
Density of Commercial MSW	80.3	lbs. per cubic yard
Density of Commercial Recyclable Materials	24.49	lbs. per cubic yard
Density of Commercial Yard Trimmings	100	lbs. per cubic yard
Density of Commercial Food Scraps	200	lbs. per cubic yard
Density of Commercial Co-collected Food Scraps and Yard Trimmings	104.78	lbs. per cubic yard
Density of Multi-family MSW	80.3	lbs. per cubic yard
Density of Multi-family Recyclable Materials	24.49	lbs. per cubic yard
Density of Multi-family Yard Trimmings	100	lbs. per cubic yard
Density of Multi-family Food Scraps	200	lbs. per cubic yard

Density of Multi-family Co-collected Food Scraps and Yard Trimmings	104.78	lbs. per cubic yard
Time to service commercial/multi-family **CART** (includes time on and off route)	0.083	hours
Time to service commercial/multi-family BIN (includes time on and off route)	0.086	hours
Fully Burdened Cost per Hour to Operate Commercial Cart Collection Vehicle (CNG Vehicle) -	$ 130.00	$ per hour
Fully Burdened Cost per Hour to Operate CNG Commercial Front Loader	$ 130.00	$ per hour
Cost per ton for Residue disposal	$ 42.76	$ per ton
Cost per ton for processing commercial/multi-family single-stream recyclables	$ 116.87	$ per ton
Composite revenue per ton for sale of mixed commercial recyclable materials	$ 110.27	$ per ton
Residue percentage of commercial mixed recyclables	40%	$ per ton
Gate fee per ton for **composting** (exclude transportation)	$ 75.00	$ per ton
Transfer cost per ton of commercial organics taken to proposers' **composting** facility (if the proposer is proposing to transship commercial organics to a composting facility)	$ -	$ per ton
Cost per ton of transporting commercial organics to proposer's **composting** facility if it is direct-hauled to the facility off the collection route	$ 3.38	$ per ton
Revenue per ton for finished compost	$0-$15	$ per ton
Gate fee per ton for **co-digestion** (exclude transportation)	NA	$ per ton
Transfer cost per ton of commercial organics taken to proposer's **co-digestion** facility (if the proposer is proposing to transship commercial organics to a co-digestion facility)	NA	$ per ton
Cost per ton of transporting commercial organics to proposer's **co-digestion** facility if it is direct-hauled to the facility off the collection route	NA	$ per ton
Revenue, including LCFS and RIN credits and revenue from sale of composted digestate, per ton for co-digestion	NA	$ per ton
Gate fee per ton for **anaerobic digestion** (exclude transportation).	$ 139.00	$ per ton
Transfer cost per ton of commercial organics taken to proposer's **anaerobic digestion** facility (if the proposer is proposing to transship commercial organics to an AD facility)	$ 14.49	$ per ton
Cost per ton of transporting commercial organics to proposer's **anaerobic digestion** facility if it is direct-hauled to the facility off the collection route	NA	$ per ton
Revenue, including LCFS and RIN credits and revenue from sale of composted digestate, per ton for AD	$20-$30	$ per ton
Transfer costs, per ton of commercial organics, for **transferring** materials to Orange County Waste and Recycling (OCW&R) **Bee Canyon Greenery (11002 Bee Canyon Access Road, Irvine, Ca) composting facility** should this facility accept co-collected organics during the term of the agreement	$ 3.61	$ per ton
Additional cost (or cost reduction) per ton of commercial organics, for **direct-hauling** materials from collection routes directly to OCW&R composting facility **Bee Canyon Greenery** composting facility should this facility accept co-collected organics during the term of the agreement	$ 4.79	$ per ton
Transfer costs, per ton of commercial organics, for **transferring** materials to OCW&R **Capistrano Greenery (32250 Avenida la Pata, SJC, Ca) composting facility** should this facility accept co-collected organics during the term of the agreement	$0.00 since CRR facility is in SJC. Will Direct Haul	$ per ton
Additional cost (or cost reduction) per ton of commercial organics, for **direct-hauling** materials from collection routes directly to **OCW&R Capistrano Greenery** composting facility should this facility accept co-collected organics during the term of the agreement	$0.00 since CRR facility is also in SJC.	$ per ton
Transfer costs, per ton of commercial organics, for **transferring** materials to OCW&R **Valencia Greenery (1942 N. Valencia Ave, Brea) composting facility** should this facility accept co-collected organics during the term of the agreement	$ 11.46	$ per ton
Additional cost (or cost reduction) per ton of commercial organics, for **direct-hauling** materials from collection routes directly to **OCW&R Valencia Greenery** composting facility should this facility accept co-collected organics during the term of the agreement	$ 15.24	$ per ton
Cost per ton to transfer single-stream recyclables	$ 16.02	$ per ton
Cost per ton to transfer source-separated food scraps	$ 14.49	$ per ton
Cost per ton to transfer MSW	$ 5.41	$ per ton

Table 3. Cost Assumptions for Providing Core Special Services - Residential

	Number of Households in Lake Forest	Number of Households in Laguna Hills	Total Number of Households in Service Area (Laguna Hills and Lake Forest)	Projected Monthly Household Participation Percentage	Expected Number of Monthly Participating Households	Monthly Cost of Providing Service at Projected Participation Levels
Curbside collection of bulky items (includes white goods)	19,563	8,201	27,764	5.000%	1,388.20	$ 13,882.00
Mail-back collection of sharps for all SFH and MFH				0.150%	41.65	$ 1,245.22
Curbside collection of e-waste/u-waste (2 per household per year)				0.250%	69.41	$ 694.10
Curbside collection of HHW (2 per household per year)				0.250%	69.41	$ 694.10

	Number of Households in Lake Forest	Number of Households in Laguna Hills	Total Number of Households in Service Area (Laguna Hills and Lake Forest)	Projected **Annual** Household Participation Percentage	Annual Cost of Providing Annual HHW Collection Event at Projected Participation Levels
Annual HHW Collection Event	19,653	8,201	27,764	1.8%	59,970.24

Table 4: Assumed Weights for Temporary Bins, Roll-offs, and Compactors (used for rate items 7 - 17)

Container Size	Single Stream Recyclables	MSW to Landfill	Source-separated Food Scraps	Source-separated Yard Trimmings	Co-collected Food Scraps and Yard Trimmings	Mixed C&D
Temporary - 2 Cubic Yard Bin	0.0500	0.1000	0.3000	0.0950	0.0950	0.4000
Temporary - 3 Cubic Yard Bin	0.0750	0.1500	0.4500	0.1425	0.1425	0.6000
Temporary - 4 Cubic Yard Bin	0.1000	0.2000	0.6000	0.1900	0.1900	0.8000
Temporary - 6 Cubic Yard Bin	0.1500	0.3000	0.9000	0.2850	0.2850	1.2000
Temporary/Permanent - 10 Cubic Yard Roll-off	7.0000	7.0000	7.0000	7.0000	7.0000	7.0000
Temporary/Permanent - 20 Cubic Yard Roll-off	7.0000	7.0000	7.0000	7.0000	7.0000	7.0000
Temporary/Permanent - 25 Cubic Yard Roll-off	7.0000	7.0000	7.0000	7.0000	7.0000	7.0000
Temporary/Permanent - 30 Cubic Yard Roll-off	7.0000	7.0000	7.0000	7.0000	7.0000	7.0000
Temporary/Permanent - 40 Cubic Yard Roll-off	7.0000	7.0000	7.0000	7.0000	7.0000	7.0000
Permanent - 3 Cubic Yard Compactor	0.2250	0.4500	1.3500	0.4275	0.4275	
Permanent - 4 Cubic Yard Compactor	0.3000	0.6000	1.8000	0.5700	0.5700	
Permanent - 6 Cubic Yard Compactor	0.4500	0.9000	2.7000	0.8550	0.8550	
Permanent - 10 Cubic Yard Compactor	10.0000	10.0000	10.0000	10.0000	10.0000	
Permanent - 20 Cubic Yard Compactor	10.0000	10.0000	10.0000	10.0000	10.0000	
Permanent - 25 Cubic Yard Compactor	10.0000	10.0000	10.0000	10.0000	10.0000	
Permanent - 30 Cubic Yard Compactor	10.0000	10.0000	10.0000	10.0000	10.0000	
Permanent - 40 Cubic Yard Compactor	10.0000	10.0000	10.0000	10.0000	10.0000	

Attachment D.1 - Maximum Rates to be Charged Assuming Cross-Jurisdictional Efficiencies between Lake Forest and Laguna Hills

Fill in the rates proposed as the maximum rates to customers below for each level of service assuming cross-jurisdictional routing efficiencies between the two cities (Laguna Hills and Lake Forest). Rates must be broken down to show the collection cost, processing cost, disposal cost and capital costs (the capital component will not be escalated using the methodologies described in Attachment J). The procedure for adjusting costs throughout the term of the contract appears in **Article 14** of the Agreement. A sample calculation is shown in **Attachment J**. The disposal portion will only be adjusted as that cost actually changes. Disposal costs are a pass through cost and cannot include any mark up, overhead or administrative costs.

Rates must be submitted in 2025 dollars.

This form will become part of Attachment D.1 to the final Agreement.

1. Residential Basic Level of Service (weekly collection service unless otherwise stated)

#	Sector/Stream	Description	Size	Collection Component (85% Labor and 15% Fuel)			Processing Component	Disposal Component	Non-escalating Capital Component	Total Base Rate	Laguna Hills Regulatory Compliance Cost Component	Laguna Hills Procurement Cost Component	Laguna Hills Pavement Impact Cost Component	Total Laguna Hills Rate	Lake Forest Regulatory Compliance Cost	Lake Forest Procurement Cost	Lake Forest Pavement Impact Cost Component	Total Lake Forest Rate
				Labor	Fuel	Collection	Composting											
1a	Residential Curbside Organics	Co-collected Food scraps and Yard Trimmings Processed at a **Composting** Facility	30-35, 60-70, or 90-96 gallon	$ 3.43	$ 0.60	$ 4.03	$ 2.63	$ 0.46	$ 0.79	$ 7.92	$ 0.21	$ 0.04	$ 0.17	$ 8.34	$ 0.25	$ 0.04	$ 0.13	$ 8.34
1a	Residential Curbside Organics	Each **additional** Co-collected Food Scraps and Yard Trimmings - Compost	30-35, 60-70, or 90-96 gallon cart	$ 2.29	$ 0.40	$ 2.69	$ 2.63	$ 0.46	$ 0.64	$ 6.42	$ 0.17	$ 0.03	$ 0.14	$ 6.76	$ 0.20	$ 0.03	$ 0.11	$ 6.76
#	Sector/Stream	Description	Size	Collection Component (85% Labor and 15% Fuel)			Processing Component	Disposal Component	Non-escalating Capital Component	Total Base Rate	Laguna Hills Regulatory Compliance Cost Component	Laguna Hills Procurement Cost Component	Laguna Hills Pavement Impact Cost Component	Total Laguna Hills Rate	Lake Forest Regulatory Compliance Cost	Lake Forest Procurement Cost	Lake Forest Pavement Impact Cost Component	Total Lake Forest Rate
				Labor	Fuel	Collection	Anaerobic Digestion											
1b	Residential Curbside Organics	Co-collected Food scraps and Yard Trimmings Processed at an **Anaerobic Digestion** Facility	30-35, 60-70, or 90-96 gallon	$ 3.43	$ 0.60	$ 4.03	$ 4.54	$ 0.80	$ 1.04	$ 10.42	$ 0.28	$ 0.05	$ 0.22	$ 10.97	$ 0.33	$ 0.05	$ 0.18	$ 10.97
1b	Residential Curbside Organics	Each **additional** Co-collected Food Scraps and Yard Trimmings - Anaerobic Digestion	30-35, 60-70, or 90-96 gallon cart	$ 2.29	$ 0.40	$ 2.69	$ 4.54	$ 0.80	$ 0.89	$ 8.92	$ 0.24	$ 0.04	$ 0.19	$ 9.40	$ 0.28	$ 0.04	$ 0.15	$ 9.40
#	Sector/Stream	Description	Size	Collection Component (85% Labor and 15% Fuel)			Processing Component	Disposal Component	Non-escalating Capital Component	Total Base Rate	Laguna Hills Regulatory Compliance Cost Component	Laguna Hills Procurement Cost Component	Laguna Hills Pavement Impact Cost Component	Total Laguna Hills Rate	Lake Forest Regulatory Compliance Cost	Lake Forest Procurement Cost	Lake Forest Pavement Impact Cost Component	Total Lake Forest Rate
				Labor	Fuel	Collection	Clean MRF											
1c	Residential Curbside Recycling	Single-stream recycling cart (up to 2 per household)	30-35, 60-70, or 90-96 gallon	$ 4.29	$ 0.76	$ 5.04	$ (0.15)	$ 0.02	$ 0.55	$ 5.46	$ 0.15	$ 0.03	$ 0.12	$ 5.75	$ 0.17	$ 0.03	$ 0.09	$ 5.75
1c	Residential Curbside Recycling	A third, and additional, single-stream recycling cart	30-35, 60-70, or 90-96 gallon cart	$ 2.86	$ 0.50	$ 3.36	$ (0.15)	$ 0.02	$ 0.36	$ 3.59	$ 0.10	$ 0.02	$ 0.08	$ 3.78	$ 0.11	$ 0.02	$ 0.06	$ 3.78
#	Sector/Stream	Description	Size	Collection Component (85% Labor and 15% Fuel)			Disposal Component		Non-escalating Capital Component	Total Base Rate	Laguna Hills Regulatory Compliance Cost Component	Laguna Hills Procurement Cost Component	Laguna Hills Pavement Impact Cost Component	Total Laguna Hills Rate	Lake Forest Regulatory Compliance Cost	Lake Forest Procurement Cost	Lake Forest Pavement Impact Cost Component	Total Lake Forest Rate
1d	Residential Curbside MSW	MSW Cart to Landfill - Part of Residential Bundle	30-35 gallon cart	$ 4.51	$ 0.80	$ 5.31	$ 1.57		$ 0.76	$ 7.64	$ 0.20	$ 0.04	$ 0.16	$ 8.05	$ 0.24	$ 0.04	$ 0.13	$ 8.05
1d	Residential Curbside MSW	MSW Cart to Landfill - Part of Residential Bundle	60-70 gallon cart	$ 4.51	$ 0.80	$ 5.31	$ 2.92		$ 0.91	$ 9.14	$ 0.24	$ 0.04	$ 0.20	$ 9.63	$ 0.29	$ 0.04	$ 0.16	$ 9.63
1d	Residential Curbside MSW	MSW Cart to Landfill - Part of Residential Bundle	90-95 gallon cart	$ 4.51	$ 0.80	$ 5.31	$ 4.04		$ 1.04	$ 10.39	$ 0.28	$ 0.05	$ 0.22	$ 10.94	$ 0.33	$ 0.05	$ 0.18	$ 10.94
1d	Residential Curbside MSW	Each additional MSW cart to Landfill	30-35 gallon cart	$ 3.01	$ 0.53	$ 3.54	$ 1.57		$ 0.57	$ 5.68	$ 0.11	$ 0.16	$ 0.03	$ 5.98	$ 0.11	$ 0.16	$ 0.03	$ 5.98
1d	Residential Curbside MSW	Each additional MSW cart to Landfill	60-70 gallon cart	$ 3.01	$ 0.53	$ 3.54	$ 2.92		$ 0.72	$ 7.17	$ 0.14	$ 0.21	$ 0.04	$ 7.56	$ 0.14	$ 0.21	$ 0.04	$ 7.56
1d	Residential Curbside MSW	Each additional MSW cart to Landfill	90-95 gallon cart	$ 3.01	$ 0.53	$ 3.54	$ 4.04		$ 0.84	$ 8.42	$ 0.16	$ 0.24	$ 0.04	$ 8.87	$ 0.16	$ 0.24	$ 0.04	$ 8.87
#	Sector	Description	Summary of Service Configuration								Total Laguna Hills Residential 3-cart Rate				Total Lake Forest Residential 3-cart Rate			
1e	Residential 3-cart bundle	30-35 gal MSW, organics to **composting** facility	Residential Option 1e - 30-35 gal MSW Cart: One (1) 30-35 gal MSW; one (1) co-collected food scraps and yard trimmings of any size to **composting** facility; and up to two (2) recycling cart of any size (automatically calculated).								$ 22.13				$ 22.13			
2e	Residential 3-cart bundle	60-70-gal MSW, organics to **composting** facility	Residential Option 2e - 60-70-gal MSW Cart: One (1) 60-70 gal MSW; one (1) co-collected food scraps and yard trimmings of any size to **composting** facility; and up to two (2) recycling carts of any size (automatically calculated).								$ 23.71				$ 23.71			
3e	Residential 3-cart bundle	90-95-gal MSW, organics to **composting** facility	Residential Option 3e - 90-95-gal MSW Cart: One (1) 90-95-gal MSW; one (1) co-collected food scraps and yard trimmings of any size to **composting** facility; and up to two (2) recycling carts of any size (automatically calculated).								$ 25.02				$ 25.02			
1f	Residential 3-cart bundle	30-35 gal MSW, organics to **AD** facility	Residential Option 1f - 30-35 gal MSW Cart: One (1) 30-35 gal MSW; one (1) co-collected food scraps and yard trimmings of any size to **AD** facility; and up to two (2) recycling cart of any size (automatically calculated).								$ 24.77				$ 24.77			
2f	Residential 3-cart bundle	60-70-gal MSW, organics to **AD** facility	Residential Option 2f - 60-70-gal MSW Cart: One (1) 60-70 gal MSW; one (1) co-collected food scraps and yard trimmings of any size to **AD** facility; and up to two (2) recycling carts of any size (automatically calculated).								$ 26.34				$ 26.34			
3f	Residential 3-cart bundle	90-95-gal MSW, organics to **AD** facility	Residential Option 3f - 90-95-gal MSW Cart: One (1) 90-95-gal MSW; one (1) co-collected food scraps and yard trimmings of any size to **AD** facility; and up to two (2) recycling carts of any size (automatically calculated).								$ 27.66				$ 27.66			
#	Sector/Stream	Description	Size	Collection Component (85% Labor and 15% Fuel)			Processing Component	Disposal Component	Non-escalating Capital Component	Total Base Rate	Laguna Hills Regulatory Compliance Cost Component	Laguna Hills Procurement Cost Component	Laguna Hills Pavement Impact Cost Component	Total Laguna Hills Rate	Lake Forest Regulatory Compliance Cost Component	Lake Forest Procurement Cost Component	Lake Forest Pavement Impact Cost Component	Total Lake Forest Rate
				Labor	Fuel	Collection	Stable Bedding Processing Facility Selected in Proposal Form 26											
1g	Residential stable bedding cart service	Curbside residential cart service for stable bedding generated by equestrian households in residential areas. Stable bedding may be co-collected with Yard Trimmings and Food Scraps.	30-35, 60-70, or 90-96 gallon	$ 3.48	$ 0.61	$ 4.09	$ 34.42	$ 6.07	$ 4.95	$ 49.54	$ 1.33	$ 0.24	$ 1.07	$ 52.17	$ 1.55	$ 0.24	$ 0.84	$ 52.17
1g	Residential stable bedding bin service	Bin service for stable bedding generated by equestrian households in residential areas	3-yard bin	$ 12.43	$ 2.19	$ 14.62	$ 137.67	$ 24.29	$ 19.62	$ 196.20	$ 5.26	$ 0.95	$ 4.23	$ 206.64	$ 6.15	$ 0.95	$ 3.33	$ 206.64

Attachment D.1 - Maximum Rates to be Charged Assuming Cross-Jurisdictional Efficiencies between Lake Forest and Laguna Hills

Fill in the rates proposed as the maximum rates to customers below for each level of service assuming cross-jurisdictional routing efficiencies between the two cities (Laguna Hills and Lake Forest). Rates must be broken down to show the collection cost, processing cost, disposal cost and capital costs (the capital component will not be escalated). The procedure for adjusting costs throughout the term of the contract appears in **Article 14** of the Agreement. A sample calculation is shown in **Attachment J**. The disposal portion will only be adjusted as that cost actually changes. Disposal costs are a pass through cost and cannot include any mark up, overhead or administrative costs. As the amount of material being collected and handled is increasingly shifting into diversion, providing diversion services at no charge is no longer feasible and therefore is not permitted in this form. Best practices have identified that a Divertible materials collection rate that is 50% of the MSW rate obtains optimal generator participation. As noted in Section 6. MSW Rate Sheet commercial MSW rates may include any costs that are not recovered by offering Divertible Materials collection programs at 50% the rate for MSW. The rate proposed for collection of commercial, multi-family, temporary bin, temporary roll off, permanent roll off and compactor customers for divertible materials must be 50% lower than the rate proposed for collection of MSW materials.

Rates must be submitted in 2025 dollars.

Indicate the selected commercial and multi-family source-separated food scrap processing technology using the drop down:	**Composting**	<-- the selected processing methodology will be shown in the Processing Component cell for the corresponding rate item in **Section 3** below. Proposers shall provide further details re: their proposed processing facility for this service line in the corresponding proposal form.
Indicate the selected commercial and multi-family source-separated yard trimmings processing technology using the drop down:	**Composting**	<-- the selected processing methodology will be shown in the Processing Component cell for the corresponding rate item in **Section 4** below. Proposers shall provide further details re: their proposed processing facility for this service line in the corresponding proposal form.
Indicate the selected commercial and multi-family co-collected food scraps and yard trimmings processing technology using the drop down:	**Composting**	<-- the selected processing methodology will be shown in the Processing Component cell for the corresponding rate item in **Section 5** below. Proposers shall provide further details re: their proposed processing facility for this service line in the corresponding proposal form.

This form will become part of Attachment D.1 to the final Agreement.

2. Commercial and Multi-Family Single-Material and Single-Stream Recyclables

#	Sector/Stream	Description	Size	Frequency of Collection	Collection Component (85% Labor and 15% Fuel)			Processing Component	Disposal Component	Non-escalating Capital Component	Total Base Rate	Laguna Hills Regulatory Compliance Cost Component	Laguna Hills Procurement Cost Component	Laguna Hills Pavement Impact Cost Component	Total Laguna Hills Rate	Lake Forest Regulatory Compliance Cost Component	Lake Forest Procurement Cost Component	Lake Forest Pavement Impact Cost Component	Total Lake Forest Rate
					Labor	Fuel	Collection	Clean MRF											
2a	Commercial and Multi-family Recyclables	Single-stream and Single-stream Recyclables Service	35-gallon Cart	1 pick-up per week	$ 25.90	$ 4.57	$ 30.48	$ 1.96	$ 0.35	$ 3.64	$ 36.43	$ 3.14	$ 0.65	$ 2.74	$ 42.96	$ 2.14	$ 0.38	$ 1.24	$ 40.18
2a	Commercial and Multi-family Recyclables	Single-stream and Single-stream Recyclables Service	35-gallon Cart	2 pick-up per week	$ 34.82	$ 6.14	$ 40.96	$ 3.92	$ 0.69	$ 5.06	$ 50.64	$ 4.36	$ 0.91	$ 3.81	$ 59.72	$ 2.97	$ 0.52	$ 1.72	$ 55.85
2a	Commercial and Multi-family Recyclables	Single-stream and Single-stream Recyclables Service	35-gallon Cart	3 pick-up per week	$ 39.79	$ 7.02	$ 46.81	$ 5.89	$ 1.04	$ 5.97	$ 59.71	$ 5.14	$ 1.07	$ 4.50	$ 70.41	$ 3.50	$ 0.61	$ 2.03	$ 65.85
2a	Commercial and Multi-family Recyclables	Single-stream and Single-stream Recyclables Service	35-gallon Cart	4 pick-up per week	$ 48.08	$ 8.48	$ 56.56	$ 7.85	$ 1.38	$ 7.31	$ 73.11	$ 6.29	$ 1.31	$ 5.51	$ 86.22	$ 4.29	$ 0.75	$ 2.48	$ 80.63
2a	Commercial and Multi-family Recyclables	Single-stream and Single-stream Recyclables Service	35-gallon Cart	5 pick-up per week	$ 55.95	$ 9.87	$ 65.83	$ 9.81	$ 1.73	$ 8.60	$ 85.97	$ 7.40	$ 1.54	$ 6.47	$ 101.38	$ 5.05	$ 0.89	$ 2.92	$ 94.82
2a	Commercial and Multi-family Recyclables	Single-stream and Single-stream Recyclables Service	35-gallon Cart	6 pick-up per week	$ 63.41	$ 11.19	$ 74.60	$ 11.77	$ 2.08	$ 9.83	$ 98.28	$ 8.46	$ 1.76	$ 7.40	$ 115.91	$ 5.77	$ 1.01	$ 3.34	$ 108.40
2b	Commercial and Multi-family Recyclables	Single-stream and Single-stream Recyclables Service	65-gallon Cart	1 pick-up per week	$ 25.90	$ 4.57	$ 30.48	$ 3.64	$ 0.64	$ 3.86	$ 38.63	$ 3.32	$ 0.69	$ 2.91	$ 45.55	$ 2.27	$ 0.40	$ 1.31	$ 42.60
2b	Commercial and Multi-family Recyclables	Single-stream and Single-stream Recyclables Service	65-gallon Cart	2 pick-up per week	$ 34.82	$ 6.14	$ 40.96	$ 7.29	$ 1.29	$ 5.50	$ 55.04	$ 4.74	$ 0.99	$ 4.15	$ 64.91	$ 3.23	$ 0.57	$ 1.87	$ 60.70
2b	Commercial and Multi-family Recyclables	Single-stream and Single-stream Recyclables Service	65-gallon Cart	3 pick-up per week	$ 39.79	$ 7.02	$ 46.81	$ 10.93	$ 1.93	$ 6.63	$ 66.30	$ 5.71	$ 1.19	$ 4.99	$ 78.19	$ 3.89	$ 0.68	$ 2.25	$ 73.13
2b	Commercial and Multi-family Recyclables	Single-stream and Single-stream Recyclables Service	65-gallon Cart	4 pick-up per week	$ 48.08	$ 8.48	$ 56.56	$ 14.58	$ 2.57	$ 8.19	$ 81.90	$ 7.05	$ 1.47	$ 6.17	$ 96.59	$ 4.81	$ 0.84	$ 2.78	$ 90.33
2b	Commercial and Multi-family Recyclables	Single-stream and Single-stream Recyclables Service	65-gallon Cart	5 pick-up per week	$ 55.95	$ 9.87	$ 65.83	$ 18.22	$ 3.22	$ 9.70	$ 96.96	$ 8.35	$ 1.74	$ 7.30	$ 114.34	$ 5.69	$ 1.00	$ 3.29	$ 106.94
2b	Commercial and Multi-family Recyclables	Single-stream and Single-stream Recyclables Service	65-gallon Cart	6 pick-up per week	$ 63.41	$ 11.19	$ 74.60	$ 21.86	$ 3.86	$ 11.15	$ 111.47	$ 9.60	$ 2.00	$ 8.40	$ 131.46	$ 6.54	$ 1.15	$ 3.79	$ 122.95
2c	Commercial and Multi-family Recyclables	Single-stream and Single-stream Recyclables Service	95-gallon Cart	1 pick-up per week	$ 25.90	$ 4.57	$ 30.48	$ 5.33	$ 0.94	$ 4.08	$ 40.82	$ 3.51	$ 0.73	$ 3.07	$ 48.14	$ 2.40	$ 0.42	$ 1.39	$ 45.03
2c	Commercial and Multi-family Recyclables	Single-stream and Single-stream Recyclables Service	95-gallon Cart	2 pick-up per week	$ 34.82	$ 6.14	$ 40.96	$ 10.65	$ 1.88	$ 5.94	$ 59.43	$ 5.12	$ 1.07	$ 4.48	$ 70.09	$ 3.49	$ 0.61	$ 2.02	$ 65.55
2c	Commercial and Multi-family Recyclables	Single-stream and Single-stream Recyclables Service	95-gallon Cart	3 pick-up per week	$ 39.79	$ 7.02	$ 46.81	$ 15.98	$ 2.82	$ 7.29	$ 72.90	$ 6.27	$ 1.31	$ 5.49	$ 85.97	$ 4.28	$ 0.75	$ 2.48	$ 80.40
2c	Commercial and Multi-family Recyclables	Single-stream and Single-stream Recyclables Service	95-gallon Cart	4 pick-up per week	$ 48.08	$ 8.48	$ 56.56	$ 21.30	$ 3.76	$ 9.07	$ 90.69	$ 7.81	$ 1.63	$ 6.83	$ 106.96	$ 5.32	$ 0.93	$ 3.08	$ 100.03
2c	Commercial and Multi-family Recyclables	Single-stream and Single-stream Recyclables Service	95-gallon Cart	5 pick-up per week	$ 55.95	$ 9.87	$ 65.83	$ 26.63	$ 4.70	$ 10.79	$ 107.95	$ 9.29	$ 1.94	$ 8.13	$ 127.31	$ 6.34	$ 1.11	$ 3.67	$ 119.06
2c	Commercial and Multi-family Recyclables	Single-stream and Single-stream Recyclables Service	95-gallon Cart	6 pick-up per week	$ 63.41	$ 11.19	$ 74.60	$ 31.95	$ 5.64	$ 12.47	$ 124.66	$ 10.73	$ 2.24	$ 9.39	$ 147.02	$ 7.32	$ 1.28	$ 4.24	$ 137.50
2d	Commercial and Multi-family Recyclables	Single-stream and Single-stream Recyclables Service	1 Cubic Yard Bin (standalone or half of 2-yard split bin)	1 pick-up per week	$ 20.72	$ 3.66	$ 24.38	$ 11.32	$ 2.00	$ 4.19	$ 41.89	$ 3.61	$ 0.75	$ 3.16	$ 49.40	$ 2.46	$ 0.43	$ 1.42	$ 46.21
2d	Commercial and Multi-family Recyclables	Single-stream and Single-stream Recyclables Service	1 Cubic Yard Bin (standalone or half of 2-yard split bin)	2 pick-up per week	$ 27.85	$ 4.92	$ 32.77	$ 22.65	$ 4.00	$ 6.60	$ 66.01	$ 5.68	$ 1.18	$ 4.97	$ 77.85	$ 3.87	$ 0.68	$ 2.24	$ 72.81
2d	Commercial and Multi-family Recyclables	Single-stream and Single-stream Recyclables Service	1 Cubic Yard Bin (standalone or half of 2-yard split bin)	3 pick-up per week	$ 31.83	$ 5.62	$ 37.45	$ 33.97	$ 5.99	$ 8.60	$ 86.02	$ 7.40	$ 1.54	$ 6.48	$ 101.44	$ 5.05	$ 0.89	$ 2.92	$ 94.87
2d	Commercial and Multi-family Recyclables	Single-stream and Single-stream Recyclables Service	1 Cubic Yard Bin (standalone or half of 2-yard split bin)	4 pick-up per week	$ 38.46	$ 6.79	$ 45.25	$ 45.29	$ 7.99	$ 10.95	$ 109.49	$ 9.42	$ 1.96	$ 8.25	$ 129.12	$ 6.43	$ 1.13	$ 3.72	$ 120.76
2d	Commercial and Multi-family Recyclables	Single-stream and Single-stream Recyclables Service	1 Cubic Yard Bin (standalone or half of 2-yard split bin)	5 pick-up per week	$ 44.76	$ 7.90	$ 52.66	$ 56.62	$ 9.99	$ 13.25	$ 132.52	$ 11.41	$ 2.38	$ 9.98	$ 156.29	$ 7.78	$ 1.36	$ 4.50	$ 146.17
2d	Commercial and Multi-family Recyclables	Single-stream and Single-stream Recyclables Service	1 Cubic Yard Bin (standalone or half of 2-yard split bin)	6 pick-up per week	$ 50.73	$ 8.95	$ 59.68	$ 67.94	$ 11.99	$ 15.51	$ 155.13	$ 13.35	$ 2.78	$ 11.68	$ 182.95	$ 9.11	$ 1.60	$ 5.27	$ 171.10
2e	Commercial and Multi-family Recyclables	Single-stream and Single-stream Recyclables Service	1.5 Cubic Yard Bin (standalone or half of 3-yard split bin)	1 pick-up per week	$ 20.72	$ 3.66	$ 24.38	$ 16.99	$ 3.00	$ 4.93	$ 49.29	$ 4.24	$ 0.88	$ 3.71	$ 58.13	$ 2.89	$ 0.51	$ 1.68	$ 54.37
2e	Commercial and Multi-family Recyclables	Single-stream and Single-stream Recyclables Service	1.5 Cubic Yard Bin (standalone or half of 3-yard split bin)	2 pick-up per week	$ 27.85	$ 4.92	$ 32.77	$ 33.97	$ 5.99	$ 8.08	$ 80.81	$ 6.96	$ 1.45	$ 6.09	$ 95.31	$ 4.74	$ 0.83	$ 2.75	$ 89.14
2e	Commercial and Multi-family Recyclables	Single-stream and Single-stream Recyclables Service	1.5 Cubic Yard Bin (standalone or half of 3-yard split bin)	3 pick-up per week	$ 31.83	$ 5.62	$ 37.45	$ 50.96	$ 8.99	$ 10.82	$ 108.22	$ 9.32	$ 1.94	$ 8.15	$ 127.63	$ 6.35	$ 1.11	$ 3.68	$ 119.36
2e	Commercial and Multi-family Recyclables	Single-stream and Single-stream Recyclables Service	1.5 Cubic Yard Bin (standalone or half of 3-yard split bin)	4 pick-up per week	$ 38.46	$ 6.79	$ 45.25	$ 67.94	$ 11.99	$ 13.91	$ 139.09	$ 11.97	$ 2.49	$ 10.48	$ 164.03	$ 8.16	$ 1.43	$ 4.73	$ 153.41
2e	Commercial and Multi-family Recyclables	Single-stream and Single-stream Recyclables Service	1.5 Cubic Yard Bin (standalone or half of 3-yard split bin)	5 pick-up per week	$ 44.76	$ 7.90	$ 52.66	$ 84.93	$ 14.99	$ 16.95	$ 169.53	$ 14.59	$ 3.04	$ 12.77	$ 199.93	$ 9.95	$ 1.75	$ 5.76	$ 186.99
2e	Commercial and Multi-family Recyclables	Single-stream and Single-stream Recyclables Service	1.5 Cubic Yard Bin (standalone or half of 3-yard split bin)	6 pick-up per week	$ 50.73	$ 8.95	$ 59.68	$ 101.91	$ 17.98	$ 19.95	$ 199.53	$ 17.18	$ 3.58	$ 15.03	$ 235.32	$ 11.71	$ 2.05	$ 6.78	$ 220.08
2f	Commercial and Multi-family Recyclables	Single-stream and Single-stream Recyclables Service	2 Cubic Yard Bin (standalone or half of 4-yard split bin)	1 pick-up per week	$ 20.72	$ 3.66	$ 24.38	$ 22.65	$ 4.00	$ 5.67	$ 56.69	$ 4.88	$ 1.02	$ 4.27	$ 66.86	$ 3.33	$ 0.58	$ 1.93	$ 62.53
2f	Commercial and Multi-family Recyclables	Single-stream and Single-stream Recyclables Service	2 Cubic Yard Bin (standalone or half of 4-yard split bin)	2 pick-up per week	$ 27.85	$ 4.92	$ 32.77	$ 45.29	$ 7.99	$ 9.56	$ 95.62	$ 8.23	$ 1.71	$ 7.20	$ 112.76	$ 5.61	$ 0.98	$ 3.25	$ 105.46
2f	Commercial and Multi-family Recyclables	Single-stream and Single-stream Recyclables Service	2 Cubic Yard Bin (standalone or half of 4-yard split bin)	3 pick-up per week	$ 31.83	$ 5.62	$ 37.45	$ 67.94	$ 11.99	$ 13.04	$ 130.42	$ 11.23	$ 2.34	$ 9.82	$ 153.81	$ 7.66	$ 1.34	$ 4.43	$ 143.85
2f	Commercial and Multi-family Recyclables	Single-stream and Single-stream Recyclables Service	2 Cubic Yard Bin (standalone or half of 4-yard split bin)	4 pick-up per week	$ 38.46	$ 6.79	$ 45.25	$ 90.59	$ 15.99	$ 16.87	$ 168.70	$ 14.52	$ 3.03	$ 12.71	$ 198.95	$ 9.90	$ 1.74	$ 5.73	$ 186.07
2f	Commercial and Multi-family Recyclables	Single-stream and Single-stream Recyclables Service	2 Cubic Yard Bin (standalone or half of 4-yard split bin)	5 pick-up per week	$ 44.76	$ 7.90	$ 52.66	$ 113.24	$ 19.98	$ 20.65	$ 206.54	$ 17.78	$ 3.70	$ 15.56	$ 243.57	$ 12.12	$ 2.13	$ 7.02	$ 227.80
2f	Commercial and Multi-family Recyclables	Single-stream and Single-stream Recyclables Service	2 Cubic Yard Bin (standalone or half of 4-yard split bin)	6 pick-up per week	$ 50.73	$ 8.95	$ 59.68	$ 135.88	$ 23.98	$ 24.39	$ 243.94	$ 21.00	$ 4.37	$ 18.37	$ 287.69	$ 14.32	$ 2.51	$ 8.29	$ 269.06
2g	Commercial and Multi-family Recyclables	Single-stream and Single-stream Recyclables Service	3 Cubic Yard Bin	1 pick-up per week	$ 26.64	$ 4.70	$ 31.35	$ 33.97	$ 5.99	$ 7.92	$ 79.24	$ 6.82	$ 1.42	$ 5.97	$ 93.45	$ 4.65	$ 0.82	$ 2.69	$ 87.40
2g	Commercial and Multi-family Recyclables	Single-stream and Single-stream Recyclables Service	3 Cubic Yard Bin	2 pick-up per week	$ 35.81	$ 6.32	$ 42.13	$ 67.94	$ 11.99	$ 13.56	$ 135.62	$ 11.67	$ 2.43	$ 10.21	$ 159.95	$ 7.96	$ 1.40	$ 4.61	$ 149.59
2g	Commercial and Multi-family Recyclables	Single-stream and Single-stream Recyclables Service	3 Cubic Yard Bin	3 pick-up per week	$ 40.93	$ 7.22	$ 48.15	$ 101.91	$ 17.98	$ 18.67	$ 186.72	$ 16.07	$ 3.35	$ 14.06	$ 220.20	$ 10.96	$ 1.92	$ 6.34	$ 205.94
2g	Commercial and Multi-family Recyclables	Single-stream and Single-stream Recyclables Service	3 Cubic Yard Bin	4 pick-up per week	$ 49.45	$ 8.73	$ 58.18	$ 135.88	$ 23.98	$ 24.23	$ 242.27	$ 20.85	$ 4.34	$ 18.25	$ 285.72	$ 14.22	$ 2.49	$ 8.23	$ 267.22

2. Commercial and Multi-Family Single-Material and Single-Stream Recyclables

					Collection Component (85% Labor and 15% Fuel)			Processing Component	Disposal Component	Non-escalating Capital Component	Total Base Rate	Laguna Hills Regulatory Compliance Cost Component	Laguna Hills Procurement Cost Component	Laguna Hills Pavement Impact Cost Component	Total Laguna Hills Rate	Lake Forest Regulatory Compliance Cost Component	Lake Forest Procurement Cost Component	Lake Forest Pavement Impact Cost Component	Total Lake Forest Rate
2g	Commercial and Multi-family Recyclables	Single-stream and Single-stream Recyclables Service	3 Cubic Yard Bin	5 pick-up per week	$ 57.55	$ 10.16	$ 67.71	$ 169.86	$ 29.97	$ 29.73	$ 297.26	$ 25.59	$ 5.33	$ 22.39	$ 350.57	$ 17.45	$ 3.06	$ 10.10	$ 327.87
2g	Commercial and Multi-family Recyclables	Single-stream and Single-stream Recyclables Service	3 Cubic Yard Bin	6 pick-up per week	$ 65.23	$ 11.51	$ 76.74	$ 203.83	$ 35.97	$ 35.17	$ 351.70	$ 30.27	$ 6.31	$ 26.49	$ 414.77	$ 20.64	$ 3.62	$ 11.95	$ 387.92
2h	Commercial and Multi-family Recyclables	Single-stream and Single-stream Recyclables Service	4 Cubic Yard Bin	1 pick-up per week	$ 35.53	$ 6.27	$ 41.80	$ 45.29	$ 7.99	$ 10.56	$ 105.65	$ 9.09	$ 1.89	$ 7.96	$ 124.59	$ 6.20	$ 1.09	$ 3.59	$ 116.53
2h	Commercial and Multi-family Recyclables	Single-stream and Single-stream Recyclables Service	4 Cubic Yard Bin	2 pick-up per week	$ 47.75	$ 8.43	$ 56.17	$ 90.59	$ 15.99	$ 18.08	$ 180.83	$ 15.57	$ 3.24	$ 13.62	$ 213.26	$ 10.61	$ 1.86	$ 6.14	$ 199.45
2h	Commercial and Multi-family Recyclables	Single-stream and Single-stream Recyclables Service	4 Cubic Yard Bin	3 pick-up per week	$ 54.57	$ 9.63	$ 64.20	$ 135.88	$ 23.98	$ 24.90	$ 248.96	$ 21.43	$ 4.46	$ 18.75	$ 293.60	$ 14.61	$ 2.56	$ 8.46	$ 274.59
2h	Commercial and Multi-family Recyclables	Single-stream and Single-stream Recyclables Service	4 Cubic Yard Bin	4 pick-up per week	$ 65.94	$ 11.64	$ 77.57	$ 181.18	$ 31.97	$ 32.30	$ 323.03	$ 27.81	$ 5.79	$ 24.33	$ 380.95	$ 18.96	$ 3.33	$ 10.98	$ 356.29
2h	Commercial and Multi-family Recyclables	Single-stream and Single-stream Recyclables Service	4 Cubic Yard Bin	5 pick-up per week	$ 76.74	$ 13.54	$ 90.28	$ 226.47	$ 39.97	$ 39.64	$ 396.35	$ 34.12	$ 7.11	$ 29.85	$ 467.43	$ 23.26	$ 4.08	$ 13.47	$ 437.17
2h	Commercial and Multi-family Recyclables	Single-stream and Single-stream Recyclables Service	4 Cubic Yard Bin	6 pick-up per week	$ 86.97	$ 15.35	$ 102.32	$ 271.77	$ 47.96	$ 46.89	$ 468.94	$ 40.36	$ 8.41	$ 35.32	$ 553.03	$ 27.52	$ 4.83	$ 15.94	$ 517.22
2i	Commercial and Multi-family Recyclables	Single-stream and Single-stream Recyclables Service	6 Cubic Yard Bin	1 pick-up per week	$ 53.29	$ 9.40	$ 62.69	$ 67.94	$ 11.99	$ 15.85	$ 158.47	$ 13.64	$ 2.84	$ 11.94	$ 186.89	$ 9.30	$ 1.63	$ 5.39	$ 174.79
2i	Commercial and Multi-family Recyclables	Single-stream and Single-stream Recyclables Service	6 Cubic Yard Bin	2 pick-up per week	$ 71.62	$ 12.64	$ 84.26	$ 135.88	$ 23.98	$ 27.12	$ 271.25	$ 23.35	$ 4.86	$ 20.43	$ 319.89	$ 15.92	$ 2.79	$ 9.22	$ 299.18
2i	Commercial and Multi-family Recyclables	Single-stream and Single-stream Recyclables Service	6 Cubic Yard Bin	3 pick-up per week	$ 81.85	$ 14.44	$ 96.30	$ 203.83	$ 35.97	$ 37.34	$ 373.44	$ 32.14	$ 6.70	$ 28.13	$ 440.40	$ 21.92	$ 3.85	$ 12.69	$ 411.89
2i	Commercial and Multi-family Recyclables	Single-stream and Single-stream Recyclables Service	6 Cubic Yard Bin	4 pick-up per week	$ 98.90	$ 17.45	$ 116.36	$ 271.77	$ 47.96	$ 48.45	$ 484.54	$ 41.71	$ 8.69	$ 36.49	$ 571.43	$ 28.44	$ 4.99	$ 16.47	$ 534.43
2i	Commercial and Multi-family Recyclables	Single-stream and Single-stream Recyclables Service	6 Cubic Yard Bin	5 pick-up per week	$ 115.10	$ 20.31	$ 135.42	$ 339.71	$ 59.95	$ 59.45	$ 594.53	$ 51.18	$ 10.66	$ 44.78	$ 701.14	$ 34.90	$ 6.12	$ 20.20	$ 655.75
2i	Commercial and Multi-family Recyclables	Single-stream and Single-stream Recyclables Service	6 Cubic Yard Bin	6 pick-up per week	$ 130.45	$ 23.02	$ 153.47	$ 407.65	$ 71.94	$ 70.34	$ 703.40	$ 60.55	$ 12.61	$ 52.98	$ 829.54	$ 41.29	$ 7.24	$ 23.90	$ 775.84
2j	Commercial and Multi-family Recyclables	Single-stream and Single-stream Recyclables Service	2 Cubic Yard Bin - Vertical Compactor	1 pick-up per week	$ 4.39	$ 24.87	$ 29.26	$ 56.62	$ 9.99	$ 5.67	$ 101.54	$ 5.40	$ 0.95	$ 3.13	$ 111.01				
2j	Commercial and Multi-family Recyclables	Single-stream and Single-stream Recyclables Service	2 Cubic Yard Bin - Vertical Compactor	2 pick-up per week	$ 5.90	$ 33.42	$ 39.32	$ 113.24	$ 19.98	$ 9.56	$ 182.10	$ 9.69	$ 1.70	$ 5.61	$ 199.10				
2j	Commercial and Multi-family Recyclables	Single-stream and Single-stream Recyclables Service	2 Cubic Yard Bin - Vertical Compactor	3 pick-up per week	$ 6.74	$ 38.20	$ 44.94	$ 169.86	$ 29.97	$ 13.04	$ 257.81	$ 13.71	$ 2.41	$ 7.94	$ 281.87				
2j	Commercial and Multi-family Recyclables	Single-stream and Single-stream Recyclables Service	2 Cubic Yard Bin - Vertical Compactor	4 pick-up per week	$ 8.15	$ 46.16	$ 54.30	$ 226.47	$ 39.97	$ 16.87	$ 337.61	$ 17.96	$ 3.15	$ 10.40	$ 369.12				
2j	Commercial and Multi-family Recyclables	Single-stream and Single-stream Recyclables Service	2 Cubic Yard Bin - Vertical Compactor	5 pick-up per week	$ 9.48	$ 53.72	$ 63.19	$ 283.09	$ 49.96	$ 20.65	$ 416.90	$ 22.18	$ 3.89	$ 12.84	$ 455.81				
2j	Commercial and Multi-family Recyclables	Single-stream and Single-stream Recyclables Service	2 Cubic Yard Bin - Vertical Compactor	6 pick-up per week	$ 10.74	$ 60.88	$ 71.62	$ 339.71	$ 59.95	$ 24.39	$ 495.67	$ 26.37	$ 4.63	$ 15.27	$ 541.94				
2k	Commercial and Multi-family Recyclables	Single-stream and Single-stream Recyclables Service	3 Cubic Yard Bin - Vertical Compactor	1 pick-up per week	$ 5.64	$ 31.97	$ 37.62	$ 84.93	$ 14.99	$ 7.92	$ 145.45	$ 7.74	$ 1.36	$ 4.46	$ 159.03				
2k	Commercial and Multi-family Recyclables	Single-stream and Single-stream Recyclables Service	3 Cubic Yard Bin - Vertical Compactor	2 pick-up per week	$ 7.58	$ 42.97	$ 50.56	$ 169.86	$ 29.97	$ 13.56	$ 263.95	$ 14.04	$ 2.46	$ 8.13	$ 288.58				
2k	Commercial and Multi-family Recyclables	Single-stream and Single-stream Recyclables Service	3 Cubic Yard Bin - Vertical Compactor	3 pick-up per week	$ 8.67	$ 49.11	$ 57.78	$ 254.78	$ 44.96	$ 18.67	$ 376.19	$ 20.01	$ 3.51	$ 11.59	$ 411.31				
2k	Commercial and Multi-family Recyclables	Single-stream and Single-stream Recyclables Service	3 Cubic Yard Bin - Vertical Compactor	4 pick-up per week	$ 10.47	$ 59.34	$ 69.81	$ 339.71	$ 59.95	$ 24.23	$ 493.70	$ 26.27	$ 4.61	$ 15.21	$ 539.79				
2k	Commercial and Multi-family Recyclables	Single-stream and Single-stream Recyclables Service	3 Cubic Yard Bin - Vertical Compactor	5 pick-up per week	$ 12.19	$ 69.06	$ 81.25	$ 424.64	$ 74.94	$ 29.73	$ 610.55	$ 32.49	$ 5.70	$ 18.81	$ 667.54				
2k	Commercial and Multi-family Recyclables	Single-stream and Single-stream Recyclables Service	3 Cubic Yard Bin - Vertical Compactor	6 pick-up per week	$ 13.81	$ 78.27	$ 92.08	$ 509.57	$ 89.92	$ 35.17	$ 726.74	$ 38.67	$ 6.78	$ 22.39	$ 794.58				
2l	Commercial and Multi-family Recyclables	Single-stream and Single-stream Recyclables Service	4 Cubic Yard Bin - Vertical Compactor	1 pick-up per week	$ 7.52	$ 42.63	$ 50.15	$ 113.24	$ 19.98	$ 10.56	$ 193.94	$ 10.32	$ 1.81	$ 5.97	$ 212.04				
2l	Commercial and Multi-family Recyclables	Single-stream and Single-stream Recyclables Service	4 Cubic Yard Bin - Vertical Compactor	2 pick-up per week	$ 10.11	$ 57.30	$ 67.41	$ 226.47	$ 39.97	$ 18.08	$ 351.93	$ 18.72	$ 3.28	$ 10.84	$ 384.78				
2l	Commercial and Multi-family Recyclables	Single-stream and Single-stream Recyclables Service	4 Cubic Yard Bin - Vertical Compactor	3 pick-up per week	$ 11.56	$ 65.48	$ 77.04	$ 339.71	$ 59.95	$ 24.90	$ 501.59	$ 26.69	$ 4.68	$ 15.45	$ 548.41				
2l	Commercial and Multi-family Recyclables	Single-stream and Single-stream Recyclables Service	4 Cubic Yard Bin - Vertical Compactor	4 pick-up per week	$ 13.96	$ 79.12	$ 93.09	$ 452.95	$ 79.93	$ 32.30	$ 658.27	$ 35.03	$ 6.14	$ 20.28	$ 719.72				
2l	Commercial and Multi-family Recyclables	Single-stream and Single-stream Recyclables Service	4 Cubic Yard Bin - Vertical Compactor	5 pick-up per week	$ 16.25	$ 92.08	$ 108.33	$ 566.18	$ 99.91	$ 39.64	$ 814.07	$ 43.32	$ 7.60	$ 25.08	$ 890.06				
2l	Commercial and Multi-family Recyclables	Single-stream and Single-stream Recyclables Service	4 Cubic Yard Bin - Vertical Compactor	6 pick-up per week	$ 18.42	$ 104.36	$ 122.78	$ 679.42	$ 119.90	$ 46.89	$ 968.99	$ 51.56	$ 9.05	$ 29.85	$ 1,059.45				

3. Commercial and Multi-Family Source-separated Food Scraps

*Note: Food scraps will only be collected in 35-gal, 65-gal, 1-yard, 1.5 yard, and 2-yard containers. Food scraps will **not** be collected as part of split bin service.*

#	Sector/Stream	Description	Size	Frequency of Collection	Collection Component (85% Labor and 15% Fuel)			Processing Component	Disposal Component	Non-escalating Capital Component	Total Base Rate	Laguna Hills Regulatory Compliance Cost Component	Laguna Hills Procurement Cost Component	Laguna Hills Pavement Impact Cost Component	Total Laguna Hills Rate	Compliance Cost Component	Lake Forest Procurement Cost Component	Lake Forest Pavement Impact Cost Component	Total Lake Forest Rate
					Labor	Fuel	Collection	Composting											
3a	Commercial and Multi-family Food Scraps	Source-separated Food Scraps	35-gallon Cart	1 pick-up per week	$ 25.90	$ 4.57	$ 30.48	$ 1.96	$ 0.35	$ 3.64	$ 36.43	$ 3.14	$ 0.65	$ 2.74	$ 42.96	$ 2.14	$ 0.38	$ 1.24	$ 40.18
3a	Commercial and Multi-family Food Scraps	Source-separated Food Scraps	35-gallon Cart	2 pick-up per week	$ 34.82	$ 6.14	$ 40.96	$ 3.92	$ 0.69	$ 5.06	$ 50.64	$ 4.36	$ 0.91	$ 3.81	$ 59.72	$ 2.97	$ 0.52	$ 1.72	$ 55.85
3a	Commercial and Multi-family Food Scraps	Source-separated Food Scraps	35-gallon Cart	3 pick-up per week	$ 39.79	$ 7.02	$ 46.81	$ 5.89	$ 1.04	$ 5.97	$ 59.71	$ 5.14	$ 1.07	$ 4.50	$ 70.41	$ 3.50	$ 0.61	$ 2.03	$ 65.85
3a	Commercial and Multi-family Food Scraps	Source-separated Food Scraps	35-gallon Cart	4 pick-up per week	$ 48.08	$ 8.48	$ 56.56	$ 7.85	$ 1.38	$ 7.31	$ 73.11	$ 6.29	$ 1.31	$ 5.51	$ 86.22	$ 4.29	$ 0.75	$ 2.48	$ 80.63
3a	Commercial and Multi-family Food Scraps	Source-separated Food Scraps	35-gallon Cart	5 pick-up per week	$ 55.95	$ 9.87	$ 65.83	$ 9.81	$ 1.73	$ 8.60	$ 85.97	$ 7.40	$ 1.54	$ 6.47	$ 101.38	$ 5.05	$ 0.89	$ 2.92	$ 94.82
3a	Commercial and Multi-family Food Scraps	Source-separated Food Scraps	35-gallon Cart	6 pick-up per week	$ 63.41	$ 11.19	$ 74.60	$ 11.77	$ 2.08	$ 9.83	$ 98.28	$ 8.46	$ 1.76	$ 7.40	$ 115.91	$ 5.77	$ 1.01	$ 3.34	$ 108.40
3b	Commercial and Multi-family Food Scraps	Source-separated Food Scraps	65-gallon Cart	1 pick-up per week	$ 25.90	$ 4.57	$ 30.48	$ 3.64	$ 0.64	$ 3.86	$ 38.63	$ 3.32	$ 0.69	$ 2.91	$ 45.55	$ 2.27	$ 0.40	$ 1.31	$ 42.60
3b	Commercial and Multi-family Food Scraps	Source-separated Food Scraps	65-gallon Cart	2 pick-up per week	$ 34.82	$ 6.14	$ 40.96	$ 7.29	$ 1.29	$ 5.50	$ 55.04	$ 4.74	$ 0.99	$ 4.15	$ 64.91	$ 3.23	$ 0.57	$ 1.87	$ 60.70
3b	Commercial and Multi-family Food Scraps	Source-separated Food Scraps	65-gallon Cart	3 pick-up per week	$ 39.79	$ 7.02	$ 46.81	$ 10.93	$ 1.93	$ 6.63	$ 66.30	$ 5.71	$ 1.19	$ 4.99	$ 78.19	$ 3.89	$ 0.68	$ 2.25	$ 73.13
3b	Commercial and Multi-family Food Scraps	Source-separated Food Scraps	65-gallon Cart	4 pick-up per week	$ 48.08	$ 8.48	$ 56.56	$ 14.58	$ 2.57	$ 8.19	$ 81.90	$ 7.05	$ 1.47	$ 6.17	$ 96.59	$ 4.81	$ 0.84	$ 2.78	$ 90.33
3b	Commercial and Multi-family Food Scraps	Source-separated Food Scraps	65-gallon Cart	5 pick-up per week	$ 55.95	$ 9.87	$ 65.83	$ 18.22	$ 3.22	$ 9.70	$ 96.96	$ 8.35	$ 1.74	$ 7.30	$ 114.34	$ 5.69	$ 1.00	$ 3.29	$ 106.94
3b	Commercial and Multi-family Food Scraps	Source-separated Food Scraps	65-gallon Cart	6 pick-up per week	$ 63.41	$ 11.19	$ 74.60	$ 21.86	$ 3.86	$ 11.15	$ 111.47	$ 9.60	$ 2.00	$ 8.40	$ 131.46	$ 6.54	$ 1.15	$ 3.79	$ 122.95
3c	Commercial and Multi-family Food Scraps	Source-separated Food Scraps	1 Cubic Yard Bin	1 pick-up per week	$ 25.90	$ 4.57	$ 30.48	$ 5.33	$ 0.94	$ 4.08	$ 40.82	$ 3.51	$ 0.73	$ 3.07	$ 48.14	$ 2.40	$ 0.42	$ 1.39	$ 45.03
3c	Commercial and Multi-family Food Scraps	Source-separated Food Scraps	1 Cubic Yard Bin	2 pick-up per week	$ 34.82	$ 6.14	$ 40.96	$ 10.65	$ 1.88	$ 5.94	$ 59.43	$ 5.12	$ 1.07	$ 4.48	$ 70.09	$ 3.49	$ 0.61	$ 2.02	$ 65.55
3c	Commercial and Multi-family Food Scraps	Source-separated Food Scraps	1 Cubic Yard Bin	3 pick-up per week	$ 39.79	$ 7.02	$ 46.81	$ 15.98	$ 2.82	$ 7.29	$ 72.90	$ 6.27	$ 1.31	$ 5.49	$ 85.97	$ 4.28	$ 0.75	$ 2.48	$ 80.40
3c	Commercial and Multi-family Food Scraps	Source-separated Food Scraps	1 Cubic Yard Bin	4 pick-up per week	$ 48.08	$ 8.48	$ 56.56	$ 21.30	$ 3.76	$ 9.07	$ 90.69	$ 7.81	$ 1.63	$ 6.83	$ 106.96	$ 5.32	$ 0.93	$ 3.08	$ 100.03
3c	Commercial and Multi-family Food Scraps	Source-separated Food Scraps	1 Cubic Yard Bin	5 pick-up per week	$ 55.95	$ 9.87	$ 65.83	$ 26.63	$ 4.70	$ 10.79	$ 107.95	$ 9.29	$ 1.94	$ 8.13	$ 127.31	$ 6.34	$ 1.11	$ 3.67	$ 119.06
3c	Commercial and Multi-family Food Scraps	Source-separated Food Scraps	1 Cubic Yard Bin	6 pick-up per week	$ 63.41	$ 11.19	$ 74.60	$ 31.95	$ 5.64	$ 12.47	$ 124.66	$ 10.73	$ 2.24	$ 9.39	$ 147.02	$ 7.32	$ 1.28	$ 4.24	$ 137.50
3d	Commercial and Multi-family Food Scraps	Source-separated Food Scraps	1.5 Cubic Yard Bin	1 pick-up per week	$ 20.72	$ 3.66	$ 24.38	$ 11.32	$ 2.00	$ 4.19	$ 41.89	$ 3.61	$ 0.75	$ 3.16	$ 49.40	$ 2.46	$ 0.43	$ 1.42	$ 46.21
3d	Commercial and Multi-family Food Scraps	Source-separated Food Scraps	1.5 Cubic Yard Bin	2 pick-up per week	$ 27.85	$ 4.92	$ 32.77	$ 22.65	$ 4.00	$ 6.60	$ 66.01	$ 5.68	$ 1.18	$ 4.97	$ 77.85	$ 3.87	$ 0.68	$ 2.24	$ 72.81
3d	Commercial and Multi-family Food Scraps	Source-separated Food Scraps	1.5 Cubic Yard Bin	3 pick-up per week	$ 31.83	$ 5.62	$ 37.45	$ 33.97	$ 5.99	$ 8.60	$ 86.02	$ 7.40	$ 1.54	$ 6.48	$ 101.44	$ 5.05	$ 0.89	$ 2.92	$ 94.87
3d	Commercial and Multi-family Food Scraps	Source-separated Food Scraps	1.5 Cubic Yard Bin	4 pick-up per week	$ 38.46	$ 6.79	$ 45.25	$ 45.29	$ 7.99	$ 10.95	$ 109.49	$ 9.42	$ 1.96	$ 8.25	$ 129.12	$ 6.43	$ 1.13	$ 3.72	$ 120.76
3d	Commercial and Multi-family Food Scraps	Source-separated Food Scraps	1.5 Cubic Yard Bin	5 pick-up per week	$ 44.76	$ 7.90	$ 52.66	$ 56.62	$ 9.99	$ 13.25	$ 132.52	$ 11.41	$ 2.38	$ 9.98	$ 156.29	$ 7.78	$ 1.36	$ 4.50	$ 146.17
3d	Commercial and Multi-family Food Scraps	Source-separated Food Scraps	1.5 Cubic Yard Bin	6 pick-up per week	$ 50.73	$ 8.95	$ 59.68	$ 67.94	$ 11.99	$ 15.51	$ 155.13	$ 13.35	$ 2.78	$ 11.68	$ 182.95	$ 9.11	$ 1.60	$ 5.27	$ 171.10
3e	Commercial and Multi-family Food Scraps	Source-separated Food Scraps	2 Cubic Yard Bin	1 pick-up per week	$ 20.72	$ 3.66	$ 24.38	$ 16.99	$ 3.00	$ 4.93	$ 49.29	$ 4.24	$ 0.88	$ 3.71	$ 58.13	$ 2.89	$ 0.51	$ 1.68	$ 54.37
3e	Commercial and Multi-family Food Scraps	Source-separated Food Scraps	2 Cubic Yard Bin	2 pick-up per week	$ 27.85	$ 4.92	$ 32.77	$ 33.97	$ 5.99	$ 8.08	$ 80.81	$ 6.96	$ 1.45	$ 6.09	$ 95.31	$ 4.74	$ 0.83	$ 2.75	$ 89.14
3e	Commercial and Multi-family Food Scraps	Source-separated Food Scraps	2 Cubic Yard Bin	3 pick-up per week	$ 31.83	$ 5.62	$ 37.45	$ 50.96	$ 8.99	$ 10.82	$ 108.22	$ 9.32	$ 1.94	$ 8.15	$ 127.63	$ 6.35	$ 1.11	$ 3.68	$ 119.36

2. Commercial and Multi-Family Single-Material and Single-Stream Recyclables

					Collection Component (85% Labor and 15% Fuel)			Processing Component	Disposal Component	Non-escalating Capital	Total Base Rate				Total Laguna Hills Rate	Lake Forest Regulatory			Total Lake Forest Rate
3e	Commercial and Multi-family Food Scraps	Source-separated Food Scraps	2 Cubic Yard Bin	4 pick-up per week	$ 38.46	$ 6.79	$ 45.25	$ 67.94	$ 11.99	$ 13.91	$ 139.09	$ 11.97	$ 2.49	$ 10.48	$ 164.03	$ 8.16	$ 1.43	$ 4.73	$ 153.41
3e	Commercial and Multi-family Food Scraps	Source-separated Food Scraps	2 Cubic Yard Bin	5 pick-up per week	$ 44.76	$ 7.90	$ 52.66	$ 84.93	$ 14.99	$ 16.95	$ 169.53	$ 14.59	$ 3.04	$ 12.77	$ 199.93	$ 9.95	$ 1.75	$ 5.76	$ 186.99
3e	Commercial and Multi-family Food Scraps	Source-separated Food Scraps	2 Cubic Yard Bin	6 pick-up per week	$ 50.73	$ 8.95	$ 59.68	$ 101.91	$ 17.98	$ 19.95	$ 199.53	$ 17.18	$ 3.58	$ 15.03	$ 235.32	$ 11.71	$ 2.05	$ 6.78	$ 220.08

4. Commercial and Multi-Family Source-separated Yard Trimmings

*Note: Yard Trimmings will only be collected in 35-gal, 65-gal, 1-yard, 1.5 yard, and 2-yard containers. Food scraps will **not** be collected as part of split bin service.*

#	Sector/Stream	Description	Size	Frequency of Collection	Collection Component (85% Labor and 15% Fuel)			Processing Component	Disposal Component	Non-escalating Capital Component	Total Base Rate	Laguna Hills Regulatory Compliance Cost Component	Laguna Hills Procurement Cost Component	Laguna Hills Pavement Impact Cost Component	Total Laguna Hills Rate	Compliance Cost Component	Lake Forest Procurement Cost Component	Lake Forest Pavement Impact Cost Component	Total Lake Forest Rate
					Labor	Fuel	Collection	Composting											
4a	Commercial and Multi-family Yard Trimmings	Source-separated Yard Trimmings	35-gallon Cart	1 pick-up per week	$ 25.90	$ 4.57	$ 30.48	$ 1.96	$ 0.35	$ 3.64	$ 36.43	$ 3.14	$ 0.65	$ 2.74	$ 42.96	$ 2.14	$ 0.38	$ 1.24	$ 40.18
4a	Commercial and Multi-family Yard Trimmings	Source-separated Yard Trimmings	35-gallon Cart	2 pick-up per week	$ 34.82	$ 6.14	$ 40.96	$ 3.92	$ 0.69	$ 5.06	$ 50.64	$ 4.36	$ 0.91	$ 3.81	$ 59.72	$ 2.97	$ 0.52	$ 1.72	$ 55.85
4a	Commercial and Multi-family Yard Trimmings	Source-separated Yard Trimmings	35-gallon Cart	3 pick-up per week	$ 39.79	$ 7.02	$ 46.81	$ 5.89	$ 1.04	$ 5.97	$ 59.71	$ 5.14	$ 1.07	$ 4.50	$ 70.41	$ 3.50	$ 0.61	$ 2.03	$ 65.85
4a	Commercial and Multi-family Yard Trimmings	Source-separated Yard Trimmings	35-gallon Cart	4 pick-up per week	$ 48.08	$ 8.48	$ 56.56	$ 7.85	$ 1.38	$ 7.31	$ 73.11	$ 6.29	$ 1.31	$ 5.51	$ 86.22	$ 4.29	$ 0.75	$ 2.48	$ 80.63
4a	Commercial and Multi-family Yard Trimmings	Source-separated Yard Trimmings	35-gallon Cart	5 pick-up per week	$ 55.95	$ 9.87	$ 65.83	$ 9.81	$ 1.73	$ 8.60	$ 85.97	$ 7.40	$ 1.54	$ 6.47	$ 101.38	$ 5.05	$ 0.89	$ 2.92	$ 94.82
4a	Commercial and Multi-family Yard Trimmings	Source-separated Yard Trimmings	35-gallon Cart	6 pick-up per week	$ 63.41	$ 11.19	$ 74.60	$ 11.77	$ 2.08	$ 9.83	$ 98.28	$ 8.46	$ 1.76	$ 7.40	$ 115.91	$ 5.77	$ 1.01	$ 3.34	$ 108.40
4b	Commercial and Multi-family Yard Trimmings	Source-separated Yard Trimmings	65-gallon Cart	1 pick-up per week	$ 25.90	$ 4.57	$ 30.48	$ 3.64	$ 0.64	$ 3.86	$ 38.63	$ 3.32	$ 0.69	$ 2.91	$ 45.55	$ 2.27	$ 0.40	$ 1.31	$ 42.60
4b	Commercial and Multi-family Yard Trimmings	Source-separated Yard Trimmings	65-gallon Cart	2 pick-up per week	$ 34.82	$ 6.14	$ 40.96	$ 7.29	$ 1.29	$ 5.50	$ 55.04	$ 4.74	$ 0.99	$ 4.15	$ 64.91	$ 3.23	$ 0.57	$ 1.87	$ 60.70
4b	Commercial and Multi-family Yard Trimmings	Source-separated Yard Trimmings	65-gallon Cart	3 pick-up per week	$ 39.79	$ 7.02	$ 46.81	$ 10.93	$ 1.93	$ 6.63	$ 66.30	$ 5.71	$ 1.19	$ 4.99	$ 78.19	$ 3.89	$ 0.68	$ 2.25	$ 73.13
4b	Commercial and Multi-family Yard Trimmings	Source-separated Yard Trimmings	65-gallon Cart	4 pick-up per week	$ 48.08	$ 8.48	$ 56.56	$ 14.58	$ 2.57	$ 8.19	$ 81.90	$ 7.05	$ 1.47	$ 6.17	$ 96.59	$ 4.81	$ 0.84	$ 2.78	$ 90.33
4b	Commercial and Multi-family Yard Trimmings	Source-separated Yard Trimmings	65-gallon Cart	5 pick-up per week	$ 55.95	$ 9.87	$ 65.83	$ 18.22	$ 3.22	$ 9.70	$ 96.96	$ 8.35	$ 1.74	$ 7.30	$ 114.34	$ 5.69	$ 1.00	$ 3.29	$ 106.94
4b	Commercial and Multi-family Yard Trimmings	Source-separated Yard Trimmings	65-gallon Cart	6 pick-up per week	$ 63.41	$ 11.19	$ 74.60	$ 21.86	$ 3.86	$ 11.15	$ 111.47	$ 9.60	$ 2.00	$ 8.40	$ 131.46	$ 6.54	$ 1.15	$ 3.79	$ 122.95
4c	Commercial and Multi-family Yard Trimmings	Source-separated Yard Trimmings	1 Cubic Yard Bin	1 pick-up per week	$ 25.90	$ 4.57	$ 30.48	$ 5.33	$ 0.94	$ 4.08	$ 40.82	$ 3.51	$ 0.73	$ 3.07	$ 48.14	$ 2.40	$ 0.42	$ 1.39	$ 45.03
4c	Commercial and Multi-family Yard Trimmings	Source-separated Yard Trimmings	1 Cubic Yard Bin	2 pick-up per week	$ 34.82	$ 6.14	$ 40.96	$ 10.65	$ 1.88	$ 5.94	$ 59.43	$ 5.12	$ 1.07	$ 4.48	$ 70.09	$ 3.49	$ 0.61	$ 2.02	$ 65.55
4c	Commercial and Multi-family Yard Trimmings	Source-separated Yard Trimmings	1 Cubic Yard Bin	3 pick-up per week	$ 39.79	$ 7.02	$ 46.81	$ 15.98	$ 2.82	$ 7.29	$ 72.90	$ 6.27	$ 1.31	$ 5.49	$ 85.97	$ 4.28	$ 0.75	$ 2.48	$ 80.40
4c	Commercial and Multi-family Yard Trimmings	Source-separated Yard Trimmings	1 Cubic Yard Bin	4 pick-up per week	$ 48.08	$ 8.48	$ 56.56	$ 21.30	$ 3.76	$ 9.07	$ 90.69	$ 7.81	$ 1.63	$ 6.83	$ 106.96	$ 5.32	$ 0.93	$ 3.08	$ 100.03
4c	Commercial and Multi-family Yard Trimmings	Source-separated Yard Trimmings	1 Cubic Yard Bin	5 pick-up per week	$ 55.95	$ 9.87	$ 65.83	$ 26.63	$ 4.70	$ 10.79	$ 107.95	$ 9.29	$ 1.94	$ 8.13	$ 127.31	$ 6.34	$ 1.11	$ 3.67	$ 119.06
4c	Commercial and Multi-family Yard Trimmings	Source-separated Yard Trimmings	1 Cubic Yard Bin	6 pick-up per week	$ 63.41	$ 11.19	$ 74.60	$ 31.95	$ 5.64	$ 12.47	$ 124.66	$ 10.73	$ 2.24	$ 9.39	$ 147.02	$ 7.32	$ 1.28	$ 4.24	$ 137.50
4d	Commercial and Multi-family Yard Trimmings	Source-separated Yard Trimmings	1.5 Cubic Yard Bin	1 pick-up per week	$ 20.72	$ 3.66	$ 24.38	$ 11.32	$ 2.00	$ 4.19	$ 41.89	$ 3.61	$ 0.75	$ 3.16	$ 49.40	$ 2.46	$ 0.43	$ 1.42	$ 46.21
4d	Commercial and Multi-family Yard Trimmings	Source-separated Yard Trimmings	1.5 Cubic Yard Bin	2 pick-up per week	$ 27.85	$ 4.92	$ 32.77	$ 22.65	$ 4.00	$ 6.60	$ 66.01	$ 5.68	$ 1.18	$ 4.97	$ 77.85	$ 3.87	$ 0.68	$ 2.24	$ 72.81
4d	Commercial and Multi-family Yard Trimmings	Source-separated Yard Trimmings	1.5 Cubic Yard Bin	3 pick-up per week	$ 31.83	$ 5.62	$ 37.45	$ 33.97	$ 5.99	$ 8.60	$ 86.02	$ 7.40	$ 1.54	$ 6.48	$ 101.44	$ 5.05	$ 0.89	$ 2.92	$ 94.87
4d	Commercial and Multi-family Yard Trimmings	Source-separated Yard Trimmings	1.5 Cubic Yard Bin	4 pick-up per week	$ 38.46	$ 6.79	$ 45.25	$ 45.29	$ 7.99	$ 10.95	$ 109.49	$ 9.42	$ 1.96	$ 8.25	$ 129.12	$ 6.43	$ 1.13	$ 3.72	$ 120.76
4d	Commercial and Multi-family Yard Trimmings	Source-separated Yard Trimmings	1.5 Cubic Yard Bin	5 pick-up per week	$ 44.76	$ 7.90	$ 52.66	$ 56.62	$ 9.99	$ 13.25	$ 132.52	$ 11.41	$ 2.38	$ 9.98	$ 156.29	$ 7.78	$ 1.36	$ 4.50	$ 146.17
4d	Commercial and Multi-family Yard Trimmings	Source-separated Yard Trimmings	1.5 Cubic Yard Bin	6 pick-up per week	$ 50.73	$ 8.95	$ 59.68	$ 67.94	$ 11.99	$ 15.51	$ 155.13	$ 13.35	$ 2.78	$ 11.68	$ 182.95	$ 9.11	$ 1.60	$ 5.27	$ 171.10
4e	Commercial and Multi-family Yard Trimmings	Source-separated Yard Trimmings	2 Cubic Yard Bin	1 pick-up per week	$ 20.72	$ 3.66	$ 24.38	$ 16.99	$ 3.00	$ 4.93	$ 49.29	$ 4.24	$ 0.88	$ 3.71	$ 58.13	$ 2.89	$ 0.51	$ 1.68	$ 54.37
4e	Commercial and Multi-family Yard Trimmings	Source-separated Yard Trimmings	2 Cubic Yard Bin	2 pick-up per week	$ 27.85	$ 4.92	$ 32.77	$ 33.97	$ 5.99	$ 8.08	$ 80.81	$ 6.96	$ 1.45	$ 6.09	$ 95.31	$ 4.74	$ 0.83	$ 2.75	$ 89.14
4e	Commercial and Multi-family Yard Trimmings	Source-separated Yard Trimmings	2 Cubic Yard Bin	3 pick-up per week	$ 31.83	$ 5.62	$ 37.45	$ 50.96	$ 8.99	$ 10.82	$ 108.22	$ 9.32	$ 1.94	$ 8.15	$ 127.63	$ 6.35	$ 1.11	$ 3.68	$ 119.36
4e	Commercial and Multi-family Yard Trimmings	Source-separated Yard Trimmings	2 Cubic Yard Bin	4 pick-up per week	$ 38.46	$ 6.79	$ 45.25	$ 67.94	$ 11.99	$ 13.91	$ 139.09	$ 11.97	$ 2.49	$ 10.48	$ 164.03	$ 8.16	$ 1.43	$ 4.73	$ 153.41
4e	Commercial and Multi-family Yard Trimmings	Source-separated Yard Trimmings	2 Cubic Yard Bin	5 pick-up per week	$ 44.76	$ 7.90	$ 52.66	$ 84.93	$ 14.99	$ 16.95	$ 169.53	$ 14.59	$ 3.04	$ 12.77	$ 199.93	$ 9.95	$ 1.75	$ 5.76	$ 186.99
4e	Commercial and Multi-family Yard Trimmings	Source-separated Yard Trimmings	2 Cubic Yard Bin	6 pick-up per week	$ 50.73	$ 8.95	$ 59.68	$ 101.91	$ 17.98	$ 19.95	$ 199.53	$ 17.18	$ 3.58	$ 15.03	$ 235.32	$ 11.71	$ 2.05	$ 6.78	$ 220.08
4f	Commercial and Multi-family Yard Trimmings	Source-separated Yard Trimmings	3 Cubic Yard Bin	1 pick-up per week	$ 26.64	$ 4.70	$ 31.35	$ 33.97	$ 5.99	$ 7.92	$ 79.24	$ 6.82	$ 1.42	$ 5.97	$ 93.45	$ 4.65	$ 0.82	$ 2.69	$ 87.40
4f	Commercial and Multi-family Yard Trimmings	Source-separated Yard Trimmings	3 Cubic Yard Bin	2 pick-up per week	$ 35.81	$ 6.32	$ 42.13	$ 67.94	$ 11.99	$ 13.56	$ 135.62	$ 11.67	$ 2.43	$ 10.21	$ 159.95	$ 7.96	$ 1.40	$ 4.61	$ 149.59
4f	Commercial and Multi-family Yard Trimmings	Source-separated Yard Trimmings	3 Cubic Yard Bin	3 pick-up per week	$ 40.93	$ 7.22	$ 48.15	$ 101.91	$ 17.98	$ 18.67	$ 186.72	$ 16.07	$ 3.35	$ 14.06	$ 220.20	$ 10.96	$ 1.92	$ 6.34	$ 205.94
4f	Commercial and Multi-family Yard Trimmings	Source-separated Yard Trimmings	3 Cubic Yard Bin	4 pick-up per week	$ 49.45	$ 8.73	$ 58.18	$ 135.88	$ 23.98	$ 24.23	$ 242.27	$ 20.85	$ 4.34	$ 18.25	$ 285.72	$ 14.22	$ 2.49	$ 8.23	$ 267.22
4f	Commercial and Multi-family Yard Trimmings	Source-separated Yard Trimmings	3 Cubic Yard Bin	5 pick-up per week	$ 57.55	$ 10.16	$ 67.71	$ 169.86	$ 29.97	$ 29.73	$ 297.26	$ 25.59	$ 5.33	$ 22.39	$ 350.57	$ 17.45	$ 3.06	$ 10.10	$ 327.87
4f	Commercial and Multi-family Yard Trimmings	Source-separated Yard Trimmings	3 Cubic Yard Bin	6 pick-up per week	$ 65.23	$ 11.51	$ 76.74	$ 203.83	$ 35.97	$ 35.17	$ 351.70	$ 30.27	$ 6.31	$ 26.49	$ 414.77	$ 20.64	$ 3.62	$ 11.95	$ 387.92
4g	Commercial and Multi-family Yard Trimmings	Source-separated Yard Trimmings	4 Cubic Yard Bin	1 pick-up per week	$ 35.53	$ 6.27	$ 41.80	$ 45.29	$ 7.99	$ 10.56	$ 105.65	$ 9.09	$ 1.89	$ 7.96	$ 124.59	$ 6.20	$ 1.09	$ 3.59	$ 116.53
4g	Commercial and Multi-family Yard Trimmings	Source-separated Yard Trimmings	4 Cubic Yard Bin	2 pick-up per week	$ 47.75	$ 8.43	$ 56.17	$ 90.59	$ 15.99	$ 18.08	$ 180.83	$ 15.57	$ 3.24	$ 13.62	$ 213.26	$ 10.61	$ 1.86	$ 6.14	$ 199.45
4g	Commercial and Multi-family Yard Trimmings	Source-separated Yard Trimmings	4 Cubic Yard Bin	3 pick-up per week	$ 54.57	$ 9.63	$ 64.20	$ 135.88	$ 23.98	$ 24.90	$ 248.96	$ 21.43	$ 4.46	$ 18.75	$ 293.60	$ 14.61	$ 2.56	$ 8.46	$ 274.59
4g	Commercial and Multi-family Yard Trimmings	Source-separated Yard Trimmings	4 Cubic Yard Bin	4 pick-up per week	$ 65.94	$ 11.64	$ 77.57	$ 181.18	$ 31.97	$ 32.30	$ 323.03	$ 27.81	$ 5.79	$ 24.33	$ 380.95	$ 18.96	$ 3.33	$ 10.98	$ 356.29
4g	Commercial and Multi-family Yard Trimmings	Source-separated Yard Trimmings	4 Cubic Yard Bin	5 pick-up per week	$ 76.74	$ 13.54	$ 90.28	$ 226.47	$ 39.97	$ 39.64	$ 396.35	$ 34.12	$ 7.11	$ 29.85	$ 467.43	$ 23.26	$ 4.08	$ 13.47	$ 437.17
4g	Commercial and Multi-family Yard Trimmings	Source-separated Yard Trimmings	4 Cubic Yard Bin	6 pick-up per week	$ 86.97	$ 15.35	$ 102.32	$ 271.77	$ 47.96	$ 46.89	$ 468.94	$ 40.36	$ 8.41	$ 35.32	$ 553.03	$ 27.52	$ 4.83	$ 15.94	$ 517.22

5. Commercial and Multi-Family Co-collected Food Scraps and Yard Trimmings and Stable Bedding and Manure

Note: Co-collected Food Scraps and Yard Trimmings will only be collected in 35-gal, 65-gal, 1-yard, 1.5 yard, and 2-yard containers. Co-collected Food Scraps and Yard Trimmings will not be collected as part of split bin service.

#	Sector/Stream	Description	Size	Frequency of Collection	Collection Component (85% Labor and 15% Fuel)			Processing Component	Disposal Component	Non-escalating Capital Component	Total Base Rate	Laguna Hills Regulatory Compliance Cost Component	Laguna Hills Procurement Cost Component	Laguna Hills Pavement Impact Cost Component	Total Laguna Hills Rate	Lake Forest Regulatory Compliance Cost Component	Lake Forest Procurement Cost Component	Lake Forest Pavement Impact Cost Component	Total Lake Forest Rate
					Labor	Fuel	Collection	Composting											
5a	Commercial and Multi-family Co-collected Food Scraps and Yard Trimmings	Co-collected Food Scraps and Yard Trimmings	35-gallon Cart	1 pick-up per week	$ 25.90	$ 4.57	$ 30.48	$ 1.96	$ 0.35	$ 3.64	$ 36.43	$ 3.14	$ 0.65	$ 2.74	$ 42.96	$ 2.14	$ 0.38	$ 1.24	$ 40.18
5a	Commercial and Multi-family Co-collected Food Scraps and Yard Trimmings	Co-collected Food Scraps and Yard Trimmings	35-gallon Cart	2 pick-up per week	$ 34.82	$ 6.14	$ 40.96	$ 3.92	$ 0.69	$ 5.06	$ 50.64	$ 4.36	$ 0.91	$ 3.81	$ 59.72	$ 2.97	$ 0.52	$ 1.72	$ 55.85
5a	Commercial and Multi-family Co-collected Food Scraps and Yard Trimmings	Co-collected Food Scraps and Yard Trimmings	35-gallon Cart	3 pick-up per week	$ 39.79	$ 7.02	$ 46.81	$ 5.89	$ 1.04	$ 5.97	$ 59.71	$ 5.14	$ 1.07	$ 4.50	$ 70.41	$ 3.50	$ 0.61	$ 2.03	$ 65.85
5a	Commercial and Multi-family Co-collected Food Scraps and Yard Trimmings	Co-collected Food Scraps and Yard Trimmings	35-gallon Cart	4 pick-up per week	$ 48.08	$ 8.48	$ 56.56	$ 7.85	$ 1.38	$ 7.31	$ 73.11	$ 6.29	$ 1.31	$ 5.51	$ 86.22	$ 4.29	$ 0.75	$ 2.48	$ 80.63
5a	Commercial and Multi-family Co-collected Food Scraps and Yard Trimmings	Co-collected Food Scraps and Yard Trimmings	35-gallon Cart	5 pick-up per week	$ 55.95	$ 9.87	$ 65.83	$ 9.81	$ 1.73	$ 8.60	$ 85.97	$ 7.40	$ 1.54	$ 6.47	$ 101.38	$ 5.05	$ 0.89	$ 2.92	$ 94.82
5a	Commercial and Multi-family Co-collected Food Scraps and Yard Trimmings	Co-collected Food Scraps and Yard Trimmings	35-gallon Cart	6 pick-up per week	$ 63.41	$ 11.19	$ 74.60	$ 11.77	$ 2.08	$ 9.83	$ 98.28	$ 8.46	$ 1.76	$ 7.40	$ 115.91	$ 5.77	$ 1.01	$ 3.34	$ 108.40

2. Commercial and Multi-Family Single-Material and Single-Stream Recyclables

					Collection Component (85% Labor and 15% Fuel)			Processing Component	Disposal Component	Non-escalating Capital	Total Base Rate					Lake Forest Regulatory			
5b	Commercial and Multi-family Co-collected Food Scraps and Yard Trimmings	Co-collected Food Scraps and Yard Trimmings	65-gallon Cart	1 pick-up per week	$ 25.90	$ 4.57	$ 30.48	$ 3.64	$ 0.64	$ 3.86	$ 38.63	$ 3.32	$ 0.69	$ 2.91	$ 45.55	$ 2.27	$ 0.40	$ 1.31	$ 42.60
5b	Commercial and Multi-family Co-collected Food Scraps and Yard Trimmings	Co-collected Food Scraps and Yard Trimmings	65-gallon Cart	2 pick-up per week	$ 34.82	$ 6.14	$ 40.96	$ 7.29	$ 1.29	$ 5.50	$ 55.04	$ 4.74	$ 0.99	$ 4.15	$ 64.91	$ 3.23	$ 0.57	$ 1.87	$ 60.70
5b	Commercial and Multi-family Co-collected Food Scraps and Yard Trimmings	Co-collected Food Scraps and Yard Trimmings	65-gallon Cart	3 pick-up per week	$ 39.79	$ 7.02	$ 46.81	$ 10.93	$ 1.93	$ 6.63	$ 66.30	$ 5.71	$ 1.19	$ 4.99	$ 78.19	$ 3.89	$ 0.68	$ 2.25	$ 73.13
5b	Commercial and Multi-family Co-collected Food Scraps and Yard Trimmings	Co-collected Food Scraps and Yard Trimmings	65-gallon Cart	4 pick-up per week	$ 48.08	$ 8.48	$ 56.56	$ 14.58	$ 2.57	$ 8.19	$ 81.90	$ 7.05	$ 1.47	$ 6.17	$ 96.59	$ 4.81	$ 0.84	$ 2.78	$ 90.33
5b	Commercial and Multi-family Co-collected Food Scraps and Yard Trimmings	Co-collected Food Scraps and Yard Trimmings	65-gallon Cart	5 pick-up per week	$ 55.95	$ 9.87	$ 65.83	$ 18.22	$ 3.22	$ 9.70	$ 96.96	$ 8.35	$ 1.74	$ 7.30	$ 114.34	$ 5.69	$ 1.00	$ 3.29	$ 106.94
5b	Commercial and Multi-family Co-collected Food Scraps and Yard Trimmings	Co-collected Food Scraps and Yard Trimmings	65-gallon Cart	6 pick-up per week	$ 63.41	$ 11.19	$ 74.60	$ 21.86	$ 3.86	$ 11.15	$ 111.47	$ 9.60	$ 2.00	$ 8.40	$ 131.46	$ 6.54	$ 1.15	$ 3.79	$ 122.95
5c	Commercial and Multi-family Co-collected Food Scraps and Yard Trimmings	Co-collected Food Scraps and Yard Trimmings	1 Cubic Yard Bin	1 pick-up per week	$ 25.90	$ 4.57	$ 30.48	$ 5.33	$ 0.94	$ 4.08	$ 40.82	$ 3.51	$ 0.73	$ 3.07	$ 48.14	$ 2.40	$ 0.42	$ 1.39	$ 45.03
5c	Commercial and Multi-family Co-collected Food Scraps and Yard Trimmings	Co-collected Food Scraps and Yard Trimmings	1 Cubic Yard Bin	2 pick-up per week	$ 34.82	$ 6.14	$ 40.96	$ 10.65	$ 1.88	$ 5.94	$ 59.43	$ 5.12	$ 1.07	$ 4.48	$ 70.09	$ 3.49	$ 0.61	$ 2.02	$ 65.55
5c	Commercial and Multi-family Co-collected Food Scraps and Yard Trimmings	Co-collected Food Scraps and Yard Trimmings	1 Cubic Yard Bin	3 pick-up per week	$ 39.79	$ 7.02	$ 46.81	$ 15.98	$ 2.82	$ 7.29	$ 72.90	$ 6.27	$ 1.31	$ 5.49	$ 85.97	$ 4.28	$ 0.75	$ 2.48	$ 80.40
5c	Commercial and Multi-family Co-collected Food Scraps and Yard Trimmings	Co-collected Food Scraps and Yard Trimmings	1 Cubic Yard Bin	4 pick-up per week	$ 48.08	$ 8.48	$ 56.56	$ 21.30	$ 3.76	$ 9.07	$ 90.69	$ 7.81	$ 1.63	$ 6.83	$ 106.96	$ 5.32	$ 0.93	$ 3.08	$ 100.03
5c	Commercial and Multi-family Co-collected Food Scraps and Yard Trimmings	Co-collected Food Scraps and Yard Trimmings	1 Cubic Yard Bin	5 pick-up per week	$ 55.95	$ 9.87	$ 65.83	$ 26.63	$ 4.70	$ 10.79	$ 107.95	$ 9.29	$ 1.94	$ 8.13	$ 127.31	$ 6.34	$ 1.11	$ 3.67	$ 119.06
5c	Commercial and Multi-family Co-collected Food Scraps and Yard Trimmings	Co-collected Food Scraps and Yard Trimmings	1 Cubic Yard Bin	6 pick-up per week	$ 63.41	$ 11.19	$ 74.60	$ 31.95	$ 5.64	$ 12.47	$ 124.66	$ 10.73	$ 2.24	$ 9.39	$ 147.02	$ 7.32	$ 1.28	$ 4.24	$ 137.50
5d	Commercial and Multi-family Co-collected Food Scraps and Yard Trimmings	Co-collected Food Scraps and Yard Trimmings	1.5 Cubic Yard Bin	1 pick-up per week	$ 20.72	$ 3.66	$ 24.38	$ 11.32	$ 2.00	$ 4.19	$ 41.89	$ 3.61	$ 0.75	$ 3.16	$ 49.40	$ 2.46	$ 0.43	$ 1.42	$ 46.21
5d	Commercial and Multi-family Co-collected Food Scraps and Yard Trimmings	Co-collected Food Scraps and Yard Trimmings	1.5 Cubic Yard Bin	2 pick-up per week	$ 27.85	$ 4.92	$ 32.77	$ 22.65	$ 4.00	$ 6.60	$ 66.01	$ 5.68	$ 1.18	$ 4.97	$ 77.85	$ 3.87	$ 0.68	$ 2.24	$ 72.81
5d	Commercial and Multi-family Co-collected Food Scraps and Yard Trimmings	Co-collected Food Scraps and Yard Trimmings	1.5 Cubic Yard Bin	3 pick-up per week	$ 31.83	$ 5.62	$ 37.45	$ 33.97	$ 5.99	$ 8.60	$ 86.02	$ 7.40	$ 1.54	$ 6.48	$ 101.44	$ 5.05	$ 0.89	$ 2.92	$ 94.87
5d	Commercial and Multi-family Co-collected Food Scraps and Yard Trimmings	Co-collected Food Scraps and Yard Trimmings	1.5 Cubic Yard Bin	4 pick-up per week	$ 38.46	$ 6.79	$ 45.25	$ 45.29	$ 7.99	$ 10.95	$ 109.49	$ 9.42	$ 1.96	$ 8.25	$ 129.12	$ 6.43	$ 1.13	$ 3.72	$ 120.76
5d	Commercial and Multi-family Co-collected Food Scraps and Yard Trimmings	Co-collected Food Scraps and Yard Trimmings	1.5 Cubic Yard Bin	5 pick-up per week	$ 44.76	$ 7.90	$ 52.66	$ 56.62	$ 9.99	$ 13.25	$ 132.52	$ 11.41	$ 2.38	$ 9.98	$ 156.29	$ 7.78	$ 1.36	$ 4.50	$ 146.17
5d	Commercial and Multi-family Co-collected Food Scraps and Yard Trimmings	Co-collected Food Scraps and Yard Trimmings	1.5 Cubic Yard Bin	6 pick-up per week	$ 50.73	$ 8.95	$ 59.68	$ 67.94	$ 11.99	$ 15.51	$ 155.13	$ 13.35	$ 2.78	$ 11.68	$ 182.95	$ 9.11	$ 1.60	$ 5.27	$ 171.10
5e	Commercial and Multi-family Co-collected Food Scraps and Yard Trimmings	Co-collected Food Scraps and Yard Trimmings	2 Cubic Yard Bin	1 pick-up per week	$ 20.72	$ 3.66	$ 24.38	$ 16.99	$ 3.00	$ 4.93	$ 49.29	$ 4.24	$ 0.88	$ 3.71	$ 58.13	$ 2.89	$ 0.51	$ 1.68	$ 54.37
5e	Commercial and Multi-family Co-collected Food Scraps and Yard Trimmings	Co-collected Food Scraps and Yard Trimmings	2 Cubic Yard Bin	2 pick-up per week	$ 27.85	$ 4.92	$ 32.77	$ 33.97	$ 5.99	$ 8.08	$ 80.81	$ 6.96	$ 1.45	$ 6.09	$ 95.31	$ 4.74	$ 0.83	$ 2.75	$ 89.14
5e	Commercial and Multi-family Co-collected Food Scraps and Yard Trimmings	Co-collected Food Scraps and Yard Trimmings	2 Cubic Yard Bin	3 pick-up per week	$ 31.83	$ 5.62	$ 37.45	$ 50.96	$ 8.99	$ 10.82	$ 108.22	$ 9.32	$ 1.94	$ 8.15	$ 127.63	$ 6.35	$ 1.11	$ 3.68	$ 119.36
5e	Commercial and Multi-family Co-collected Food Scraps and Yard Trimmings	Co-collected Food Scraps and Yard Trimmings	2 Cubic Yard Bin	4 pick-up per week	$ 38.46	$ 6.79	$ 45.25	$ 67.94	$ 11.99	$ 13.91	$ 139.09	$ 11.97	$ 2.49	$ 10.48	$ 164.03	$ 8.16	$ 1.43	$ 4.73	$ 153.41
5e	Commercial and Multi-family Co-collected Food Scraps and Yard Trimmings	Co-collected Food Scraps and Yard Trimmings	2 Cubic Yard Bin	5 pick-up per week	$ 44.76	$ 7.90	$ 52.66	$ 84.93	$ 14.99	$ 16.95	$ 169.53	$ 14.59	$ 3.04	$ 12.77	$ 199.93	$ 9.95	$ 1.75	$ 5.76	$ 186.99
5e	Commercial and Multi-family Co-collected Food Scraps and Yard Trimmings	Co-collected Food Scraps and Yard Trimmings	2 Cubic Yard Bin	6 pick-up per week	$ 50.73	$ 8.95	$ 59.68	$ 101.91	$ 17.98	$ 19.95	$ 199.53	$ 17.18	$ 3.58	$ 15.03	$ 235.32	$ 11.71	$ 2.05	$ 6.78	$ 220.08

Attachment D.1 - Maximum Rates to be Charged Assuming Cross-Jurisdictional Efficiencies between Lake Forest and Laguna Hills

Fill in the rates proposed as the maximum rates to customers below for each level of service assuming cross-jurisdictional routing efficiencies between the two cities (Laguna Hills and Lake Forest) and assuming that all Commercial and Multi-family Divertible Materials (i.e. Single-stream Recyclables, Food Scraps and Yard Trimmings) will be provided at a collection rate that is half the cost of equivalent MSW service. MSW rates may include any costs that are not recovered by offering Divertible Materials collection programs at the 50% reduced rate as requested by the City. Rates must be broken down to show the collection cost, disposal cost and capital costs (the capital component will not be escalated). The procedure for adjusting costs throughout the term of the contract appears in **Article 14** of the Agreement. A sample calculation is shown in **Attachment J**. The disposal portion will only be adjusted as that cost actually changes. Disposal costs are a pass through cost and cannot include any mark up, overhead or administrative costs. As the amount of material being collected and handled is increasingly shifting into diversion, providing diversion services at no charge is no longer feasible and therefore is not permitted in this form. Best practices have identified that a Divertible materials collection rate that is 50% of the MSW rate obtains optimal generator participation. As noted in Section 6. MSW Rate Sheet commercial MSW rates may include any costs that are not recovered by offering Divertible Materials collection programs at 50% the rate for MSW. The rate proposed for collection of commercial, multi-family, temporary bin, temporary roll off, permanent roll off and compactor customers for divertible materials must be 50% lower than the rate proposed for collection of MSW materials.

Rates must be submitted in 2025 dollars.

This form will become part of Attachment D.1 to the final Agreement.

6. Commercial and Multi-Family MSW Route Service - MSW Hauled directly to the landfill

#	Sector/Stream	Description	Size	Frequency of Collection	Collection Component (85% Labor and 15% Fuel)			Disposal Component	Non-escalating Capital Component	Total Base Rate	Laguna Hills Regulatory Compliance Cost	Laguna Hills Procurement Cost	Laguna Hills Pavement Impact Cost Component	Total Laguna Hills Rate	Lake Forest Regulatory Compliance Cost	Lake Forest Procurement Cost Component	Lake Forest Pavement Impact Cost Component	Total Lake Forest Rate
					Labor	Fuel	Collection											
6a	Commercial and Multi-family MSW to Landfill	MSW Hauled to Directly to the Landfill	35-gallon Cart	1 pick-up per week	$ 51.81	$ 9.14	$ 60.95	$ 4.62	$ 7.29	$ 72.85	$ 6.27	$ 1.31	$ 5.49	$ 85.92	$ 4.28	$ 0.75	$ 2.48	$ 80.36
6a	Commercial and Multi-family MSW to Landfill	MSW Hauled to Directly to the Landfill	35-gallon Cart	2 pick-up per week	$ 69.63	$ 12.29	$ 81.92	$ 9.23	$ 10.13	$ 101.28	$ 8.72	$ 1.82	$ 7.63	$ 119.44	$ 5.94	$ 1.04	$ 3.44	$ 111.71
6a	Commercial and Multi-family MSW to Landfill	MSW Hauled to Directly to the Landfill	35-gallon Cart	3 pick-up per week	$ 79.58	$ 14.04	$ 93.62	$ 13.85	$ 11.94	$ 119.41	$ 10.28	$ 2.14	$ 8.99	$ 140.83	$ 7.01	$ 1.23	$ 4.06	$ 131.71
6a	Commercial and Multi-family MSW to Landfill	MSW Hauled to Directly to the Landfill	35-gallon Cart	4 pick-up per week	$ 96.16	$ 16.97	$ 113.13	$ 18.47	$ 14.62	$ 146.21	$ 12.59	$ 2.62	$ 11.01	$ 172.43	$ 8.58	$ 1.51	$ 4.97	$ 161.27
6a	Commercial and Multi-family MSW to Landfill	MSW Hauled to Directly to the Landfill	35-gallon Cart	5 pick-up per week	$ 111.91	$ 19.75	$ 131.66	$ 23.08	$ 17.19	$ 171.93	$ 14.80	$ 3.08	$ 12.95	$ 202.76	$ 10.09	$ 1.77	$ 5.84	$ 189.64
6a	Commercial and Multi-family MSW to Landfill	MSW Hauled to Directly to the Landfill	35-gallon Cart	6 pick-up per week	$ 126.83	$ 22.38	$ 149.21	$ 27.70	$ 19.66	$ 196.57	$ 16.92	$ 3.52	$ 14.80	$ 231.81	$ 11.54	$ 2.02	$ 6.68	$ 216.81
6b	Commercial and Multi-family MSW to Landfill	MSW Hauled to Directly to the Landfill	65-gallon Cart	1 pick-up per week	$ 51.81	$ 9.14	$ 60.95	$ 8.57	$ 7.73	$ 77.25	$ 6.65	$ 1.39	$ 5.82	$ 91.10	$ 4.53	$ 0.80	$ 2.63	$ 85.20
6b	Commercial and Multi-family MSW to Landfill	MSW Hauled to Directly to the Landfill	65-gallon Cart	2 pick-up per week	$ 69.63	$ 12.29	$ 81.92	$ 17.15	$ 11.01	$ 110.07	$ 9.47	$ 1.97	$ 8.29	$ 129.81	$ 6.46	$ 1.13	$ 3.74	$ 121.41
6b	Commercial and Multi-family MSW to Landfill	MSW Hauled to Directly to the Landfill	65-gallon Cart	3 pick-up per week	$ 79.58	$ 14.04	$ 93.62	$ 25.72	$ 13.26	$ 132.60	$ 11.41	$ 2.38	$ 9.99	$ 156.38	$ 7.78	$ 1.37	$ 4.51	$ 146.26
6b	Commercial and Multi-family MSW to Landfill	MSW Hauled to Directly to the Landfill	65-gallon Cart	4 pick-up per week	$ 96.16	$ 16.97	$ 113.13	$ 34.29	$ 16.38	$ 163.80	$ 14.10	$ 2.94	$ 12.34	$ 193.17	$ 9.61	$ 1.69	$ 5.57	$ 180.67
6b	Commercial and Multi-family MSW to Landfill	MSW Hauled to Directly to the Landfill	65-gallon Cart	5 pick-up per week	$ 111.91	$ 19.75	$ 131.66	$ 42.87	$ 19.39	$ 193.91	$ 16.69	$ 3.48	$ 14.61	$ 228.69	$ 11.38	$ 2.00	$ 6.59	$ 213.88
6b	Commercial and Multi-family MSW to Landfill	MSW Hauled to Directly to the Landfill	65-gallon Cart	6 pick-up per week	$ 126.83	$ 22.38	$ 149.21	$ 51.44	$ 22.29	$ 222.95	$ 19.19	$ 4.00	$ 16.79	$ 262.93	$ 13.09	$ 2.30	$ 7.58	$ 245.96
6c	Commercial and Multi-family MSW to Landfill	MSW Hauled to Directly to the Landfill	95-gallon Cart	1 pick-up per week	$ 51.81	$ 9.14	$ 60.95	$ 12.53	$ 8.16	$ 81.65	$ 7.03	$ 1.46	$ 6.15	$ 96.29	$ 4.79	$ 0.84	$ 2.77	$ 90.05
6c	Commercial and Multi-family MSW to Landfill	MSW Hauled to Directly to the Landfill	95-gallon Cart	2 pick-up per week	$ 69.63	$ 12.29	$ 81.92	$ 25.06	$ 11.89	$ 118.87	$ 10.23	$ 2.13	$ 8.95	$ 140.18	$ 6.98	$ 1.22	$ 4.04	$ 131.11
6c	Commercial and Multi-family MSW to Landfill	MSW Hauled to Directly to the Landfill	95-gallon Cart	3 pick-up per week	$ 79.58	$ 14.04	$ 93.62	$ 37.59	$ 14.58	$ 145.79	$ 12.55	$ 2.61	$ 10.98	$ 171.94	$ 8.56	$ 1.50	$ 4.95	$ 160.81
6c	Commercial and Multi-family MSW to Landfill	MSW Hauled to Directly to the Landfill	95-gallon Cart	4 pick-up per week	$ 96.16	$ 16.97	$ 113.13	$ 50.12	$ 18.14	$ 181.39	$ 15.61	$ 3.25	$ 13.66	$ 213.91	$ 10.65	$ 1.87	$ 6.16	$ 200.07
6c	Commercial and Multi-family MSW to Landfill	MSW Hauled to Directly to the Landfill	95-gallon Cart	5 pick-up per week	$ 111.91	$ 19.75	$ 131.66	$ 62.65	$ 21.59	$ 215.90	$ 18.58	$ 3.87	$ 16.28	$ 254.61	$ 12.67	$ 2.22	$ 7.34	$ 238.13
6c	Commercial and Multi-family MSW to Landfill	MSW Hauled to Directly to the Landfill	95-gallon Cart	6 pick-up per week	$ 126.83	$ 22.38	$ 149.21	$ 75.18	$ 24.93	$ 249.33	$ 21.46	$ 4.47	$ 18.78	$ 294.04	$ 14.63	$ 2.57	$ 8.47	$ 275.00
6d	Commercial and Multi-family MSW to Landfill	MSW Hauled to Directly to the Landfill	1 Cubic Yard Bin (standalone or half of 2-yard split bin)	1 pick-up per week	$ 41.45	$ 7.31	$ 48.76	$ 26.64	$ 8.38	$ 83.78	$ 7.21	$ 1.50	$ 6.31	$ 98.81	$ 4.32	$ 0.86	$ 2.85	$ 92.41
6d	Commercial and Multi-family MSW to Landfill	MSW Hauled to Directly to the Landfill	1 Cubic Yard Bin (standalone or half of 2-yard split bin)	2 pick-up per week	$ 55.70	$ 9.83	$ 65.54	$ 53.29	$ 13.20	$ 132.03	$ 11.36	$ 2.37	$ 9.94	$ 155.70	$ 7.75	$ 1.36	$ 4.49	$ 145.62
6d	Commercial and Multi-family MSW to Landfill	MSW Hauled to Directly to the Landfill	1 Cubic Yard Bin (standalone or half of 2-yard split bin)	3 pick-up per week	$ 63.66	$ 11.23	$ 74.90	$ 79.93	$ 17.20	$ 172.03	$ 14.81	$ 3.09	$ 12.96	$ 202.89	$ 10.10	$ 1.77	$ 5.85	$ 189.75
6d	Commercial and Multi-family MSW to Landfill	MSW Hauled to Directly to the Landfill	1 Cubic Yard Bin (standalone or half of 2-yard split bin)	4 pick-up per week	$ 76.93	$ 13.58	$ 90.50	$ 106.58	$ 21.96	$ 218.97	$ 18.85	$ 3.93	$ 16.49	$ 258.24	$ 12.85	$ 2.25	$ 7.44	$ 241.52
6d	Commercial and Multi-family MSW to Landfill	MSW Hauled to Directly to the Landfill	1 Cubic Yard Bin (standalone or half of 2-yard split bin)	5 pick-up per week	$ 89.53	$ 15.80	$ 105.32	$ 133.22	$ 26.50	$ 265.05	$ 22.81	$ 4.75	$ 19.96	$ 312.58	$ 15.56	$ 2.73	$ 9.01	$ 292.34
6d	Commercial and Multi-family MSW to Landfill	MSW Hauled to Directly to the Landfill	1 Cubic Yard Bin (standalone or half of 2-yard split bin)	6 pick-up per week	$ 101.46	$ 17.91	$ 119.37	$ 159.86	$ 31.03	$ 310.26	$ 26.71	$ 5.56	$ 23.37	$ 365.89	$ 18.21	$ 3.19	$ 10.54	$ 342.21
6e	Commercial and Multi-family MSW to Landfill	MSW Hauled to Directly to the Landfill	1.5 Cubic Yard Bin (standalone or half of 3-yard split bin)	1 pick-up per week	$ 41.45	$ 7.31	$ 48.76	$ 39.97	$ 9.88	$ 98.59	$ 8.49	$ 1.77	$ 7.43	$ 116.26	$ 5.79	$ 1.02	$ 3.35	$ 108.74
6e	Commercial and Multi-family MSW to Landfill	MSW Hauled to Directly to the Landfill	1.5 Cubic Yard Bin (standalone or half of 3-yard split bin)	2 pick-up per week	$ 55.70	$ 9.83	$ 65.54	$ 79.93	$ 16.16	$ 161.63	$ 13.91	$ 2.90	$ 12.17	$ 190.61	$ 9.49	$ 1.66	$ 5.49	$ 178.27
6e	Commercial and Multi-family MSW to Landfill	MSW Hauled to Directly to the Landfill	1.5 Cubic Yard Bin (standalone or half of 3-yard split bin)	3 pick-up per week	$ 63.66	$ 11.23	$ 74.90	$ 119.90	$ 21.64	$ 216.44	$ 18.63	$ 3.88	$ 16.30	$ 255.25	$ 12.70	$ 2.23	$ 7.35	$ 238.73
6e	Commercial and Multi-family MSW to Landfill	MSW Hauled to Directly to the Landfill	1.5 Cubic Yard Bin (standalone or half of 3-yard split bin)	4 pick-up per week	$ 76.93	$ 13.58	$ 90.50	$ 159.86	$ 27.82	$ 278.18	$ 23.95	$ 4.99	$ 20.95	$ 328.07	$ 16.33	$ 2.86	$ 9.45	$ 306.83
6e	Commercial and Multi-family MSW to Landfill	MSW Hauled to Directly to the Landfill	1.5 Cubic Yard Bin (standalone or half of 3-yard split bin)	5 pick-up per week	$ 89.53	$ 15.80	$ 105.32	$ 199.83	$ 33.91	$ 339.06	$ 29.19	$ 6.08	$ 25.54	$ 399.86	$ 19.90	$ 3.49	$ 11.52	$ 373.97
6e	Commercial and Multi-family MSW to Landfill	MSW Hauled to Directly to the Landfill	1.5 Cubic Yard Bin (standalone or half of 3-yard split bin)	6 pick-up per week	$ 101.46	$ 17.91	$ 119.37	$ 239.80	$ 39.91	$ 399.07	$ 34.35	$ 7.16	$ 30.06	$ 470.63	$ 23.42	$ 4.11	$ 13.56	$ 440.16
6f	Commercial and Multi-family MSW to Landfill	MSW Hauled to Directly to the Landfill	2 Cubic Yard Bin (standalone or half of 4-yard split bin)	1 pick-up per week	$ 41.45	$ 7.31	$ 48.76	$ 53.29	$ 11.34	$ 113.39	$ 9.76	$ 2.03	$ 8.54	$ 133.72	$ 6.66	$ 1.17	$ 3.85	$ 125.06
6f	Commercial and Multi-family MSW to Landfill	MSW Hauled to Directly to the Landfill	2 Cubic Yard Bin (standalone or half of 4-yard split bin)	2 pick-up per week	$ 55.70	$ 9.83	$ 65.54	$ 106.58	$ 19.12	$ 191.23	$ 16.46	$ 3.43	$ 14.40	$ 225.53	$ 11.22	$ 1.97	$ 6.50	$ 210.93
6f	Commercial and Multi-family MSW to Landfill	MSW Hauled to Directly to the Landfill	2 Cubic Yard Bin (standalone or half of 4-yard split bin)	3 pick-up per week	$ 63.66	$ 11.23	$ 74.90	$ 159.86	$ 26.08	$ 260.85	$ 22.45	$ 4.68	$ 19.65	$ 307.63	$ 15.31	$ 2.69	$ 8.86	$ 287.71
6f	Commercial and Multi-family MSW to Landfill	MSW Hauled to Directly to the Landfill	2 Cubic Yard Bin (standalone or half of 4-yard split bin)	4 pick-up per week	$ 76.93	$ 13.58	$ 90.50	$ 213.15	$ 33.74	$ 337.39	$ 29.04	$ 6.05	$ 25.41	$ 397.90	$ 19.80	$ 3.47	$ 11.47	$ 372.13
6f	Commercial and Multi-family MSW to Landfill	MSW Hauled to Directly to the Landfill	2 Cubic Yard Bin (standalone or half of 4-yard split bin)	5 pick-up per week	$ 89.53	$ 15.80	$ 105.32	$ 266.44	$ 41.31	$ 413.07	$ 35.56	$ 7.41	$ 31.11	$ 487.15	$ 24.25	$ 4.25	$ 14.04	$ 455.61
6f	Commercial and Multi-family MSW to Landfill	MSW Hauled to Directly to the Landfill	2 Cubic Yard Bin (standalone or half of 4-yard split bin)	6 pick-up per week	$ 101.46	$ 17.91	$ 119.37	$ 319.73	$ 48.79	$ 487.88	$ 42.00	$ 8.75	$ 36.75	$ 575.37	$ 28.64	$ 5.02	$ 16.58	$ 538.12
6g	Commercial and Multi-family MSW to Landfill	MSW Hauled to Directly to the Landfill	3 Cubic Yard Bin	1 pick-up per week	$ 53.29	$ 9.40	$ 62.69	$ 79.93	$ 15.85	$ 158.47	$ 13.64	$ 2.84	$ 11.94	$ 186.89	$ 9.30	$ 1.63	$ 5.39	$ 174.79
6g	Commercial and Multi-family MSW to Landfill	MSW Hauled to Directly to the Landfill	3 Cubic Yard Bin	2 pick-up per week	$ 71.62	$ 12.64	$ 84.26	$ 159.86	$ 27.12	$ 271.25	$ 23.35	$ 4.86	$ 20.43	$ 319.89	$ 15.92	$ 2.79	$ 9.22	$ 299.18
6g	Commercial and Multi-family MSW to Landfill	MSW Hauled to Directly to the Landfill	3 Cubic Yard Bin	3 pick-up per week	$ 81.85	$ 14.44	$ 96.30	$ 239.80	$ 37.34	$ 373.44	$ 32.14	$ 6.70	$ 28.13	$ 440.40	$ 21.92	$ 3.85	$ 12.69	$ 411.89
6g	Commercial and Multi-family MSW to Landfill	MSW Hauled to Directly to the Landfill	3 Cubic Yard Bin	4 pick-up per week	$ 98.90	$ 17.45	$ 116.36	$ 319.73	$ 48.45	$ 484.54	$ 41.71	$ 8.69	$ 36.49	$ 571.43	$ 28.44	$ 4.99	$ 16.47	$ 534.43
6g	Commercial and Multi-family MSW to Landfill	MSW Hauled to Directly to the Landfill	3 Cubic Yard Bin	5 pick-up per week	$ 115.10	$ 20.31	$ 135.42	$ 399.66	$ 59.45	$ 594.53	$ 51.19	$ 10.66	$ 44.78	$ 701.14	$ 34.90	$ 6.12	$ 20.20	$ 655.75
6g	Commercial and Multi-family MSW to Landfill	MSW Hauled to Directly to the Landfill	3 Cubic Yard Bin	6 pick-up per week	$ 130.45	$ 23.02	$ 153.47	$ 479.59	$ 70.34	$ 703.40	$ 60.55	$ 12.61	$ 52.98	$ 829.54	$ 41.29	$ 7.24	$ 23.90	$ 775.84
6h	Commercial and Multi-family MSW to Landfill	MSW Hauled to Directly to the Landfill	4 Cubic Yard Bin	1 pick-up per week	$ 71.05	$ 12.54	$ 83.59	$ 106.58	$ 21.13	$ 211.30	$ 18.19	$ 3.79	$ 15.91	$ 249.19	$ 12.40	$ 2.18	$ 7.18	$ 233.05
6h	Commercial and Multi-family MSW to Landfill	MSW Hauled to Directly to the Landfill	4 Cubic Yard Bin	2 pick-up per week	$ 95.49	$ 16.85	$ 112.35	$ 213.15	$ 36.17	$ 361.66	$ 31.13	$ 6.49	$ 27.24	$ 426.52	$ 21.23	$ 3.72	$ 12.29	$ 398.91
6h	Commercial and Multi-family MSW to Landfill	MSW Hauled to Directly to the Landfill	4 Cubic Yard Bin	3 pick-up per week	$ 109.14	$ 19.26	$ 128.40	$ 319.73	$ 49.79	$ 497.91	$ 42.86	$ 8.93	$ 37.50	$ 587.20	$ 29.23	$ 5.13	$ 16.92	$ 549.19
6h	Commercial and Multi-family MSW to Landfill	MSW Hauled to Directly to the Landfill	4 Cubic Yard Bin	4 pick-up per week	$ 131.87	$ 23.27	$ 155.14	$ 426.30	$ 64.61	$ 646.05	$ 55.61	$ 11.59	$ 48.68	$ 761.91	$ 37.92	$ 6.65	$ 21.95	$ 712.58
6h	Commercial and Multi-family MSW to Landfill	MSW Hauled to Directly to the Landfill	4 Cubic Yard Bin	5 pick-up per week	$ 153.47	$ 27.08	$ 180.56	$ 532.88	$ 79.27	$ 792.71	$ 68.23	$ 14.22	$ 59.70	$ 934.86	$ 46.53	$ 8.16	$ 26.94	$ 874.33
6h	Commercial and Multi-family MSW to Landfill	MSW Hauled to Directly to the Landfill	4 Cubic Yard Bin	6 pick-up per week	$ 173.94	$ 30.69	$ 204.63	$ 639.45	$ 93.79	$ 937.87	$ 80.73	$ 16.82	$ 70.64	$ 1,106.06	$ 55.05	$ 9.66	$ 31.87	$ 1,034.45
6i	Commercial and Multi-family MSW to Landfill	MSW Hauled to Directly to the Landfill	6 Cubic Yard Bin	1 pick-up per week	$ 106.58	$ 18.81	$ 125.39	$ 159.86	$ 31.69	$ 316.94	$ 27.28	$ 5.68	$ 23.87	$ 373.78	$ 18.60	$ 3.26	$ 10.77	$ 349.58
6i	Commercial and Multi-family MSW to Landfill	MSW Hauled to Directly to the Landfill	6 Cubic Yard Bin	2 pick-up per week	$ 143.24	$ 25.28	$ 168.52	$ 319.73	$ 54.25	$ 542.50	$ 46.70	$ 9.73	$ 40.86	$ 639.78	$ 31.84	$ 5.59	$ 18.43	$ 598.38
6i	Commercial and Multi-family MSW to Landfill	MSW Hauled to Directly to the Landfill	6 Cubic Yard Bin	3 pick-up per week	$ 163.70	$ 28.89	$ 192.59	$ 479.59	$ 74.69	$ 746.87	$ 64.29	$ 13.39	$ 56.25	$ 880.81	$ 43.84	$ 7.69	$ 25.38	$ 823.78
6i	Commercial and Multi-family MSW to Landfill	MSW Hauled to Directly to the Landfill	6 Cubic Yard Bin	4 pick-up per week	$ 197.81	$ 34.91	$ 232.72	$ 639.45	$ 98.91	$ 969.08	$ 83.42	$ 17.38	$ 72.99	$ 1,142.88	$ 56.88	$ 9.98	$ 32.93	$ 1,068.87
6i	Commercial and Multi-family MSW to Landfill	MSW Hauled to Directly to the Landfill	6 Cubic Yard Bin	5 pick-up per week	$ 230.21	$ 40.63	$ 270.83	$ 799.32	$ 118.91	$ 1,189.06	$ 102.35	$ 21.32	$ 89.56	$ 1,402.29	$ 69.79	$ 12.24	$ 40.41	$ 1,311.50
6i	Commercial and Multi-family MSW to Landfill	MSW Hauled to Directly to the Landfill	6 Cubic Yard Bin	6 pick-up per week	$ 260.90	$ 46.04	$ 306.95	$ 959.18	$ 140.68	$ 1,406.81	$ 121.09	$ 25.23	$ 105.98	$ 1,659.09	$ 82.57	$ 14.49	$ 47.81	$ 1,551.67
6j	Commercial and Multi-family MSW to Landfill	MSW Hauled to Directly to the Landfill	2 Cubic Yard Bin - Vertical Compactor	1 pick-up per week	$ 8.79	$ 49.74	$ 58.51	$ 133.22	$ 11.34	$ 203.07	$ 10.89	$ 1.96	$ 6.25	$ 222.02				
6j	Commercial and Multi-family MSW to Landfill	MSW Hauled to Directly to the Landfill	2 Cubic Yard Bin - Vertical Compactor	2 pick-up per week	$ 11.85	$ 66.85	$ 78.64	$ 266.44	$ 19.12	$ 364.20	$ 19.38	$ 3.40	$ 11.22	$ 398.20				
6j	Commercial and Multi-family MSW to Landfill	MSW Hauled to Directly to the Landfill	2 Cubic Yard Bin - Vertical Compactor	3 pick-up per week	$ 13.48	$ 76.40	$ 89.88	$ 399.66	$ 26.08	$ 515.62	$ 27.43	$ 4.81	$ 15.88	$ 563.75				
6j	Commercial and Multi-family MSW to Landfill	MSW Hauled to Directly to the Landfill	2 Cubic Yard Bin - Vertical Compactor	4 pick-up per week	$ 16.28	$ 92.31	$ 108.60	$ 532.88	$ 33.74	$ 675.22	$ 35.93	$ 6.36	$ 20.80	$ 738.29				
6j	Commercial and Multi-family MSW to Landfill	MSW Hauled to Directly to the Landfill	2 Cubic Yard Bin - Vertical Compactor	5 pick-up per week	$ 18.98	$ 107.43	$ 126.39	$ 666.10	$ 41.31	$ 833.79	$ 44.37	$ 7.78	$ 25.89	$ 911.83				
6j	Commercial and Multi-family MSW to Landfill	MSW Hauled to Directly to the Landfill	2 Cubic Yard Bin - Vertical Compactor	6 pick-up per week	$ 21.49	$ 121.75	$ 143.24	$ 799.32	$ 48.79	$ 991.35	$ 52.75	$ 9.25	$ 30.54	$ 1,083.89				
6k	Commercial and Multi-family MSW to Landfill	MSW Hauled to Directly to the Landfill	3 Cubic Yard Bin - Vertical Compactor	1 pick-up per week	$ 11.28	$ 63.95	$ 75.23	$ 199.83	$ 15.85	$ 290.91	$ 15.48	$ 2.72	$ 8.96	$ 318.06				
6k	Commercial and Multi-family MSW to Landfill	MSW Hauled to Directly to the Landfill	3 Cubic Yard Bin - Vertical Compactor	2 pick-up per week	$ 15.17	$ 85.94	$ 101.11	$ 399.66	$ 27.12	$ 527.90	$ 26.09	$ 4.93	$ 16.26	$ 577.17				
6k	Commercial and Multi-family MSW to Landfill	MSW Hauled to Directly to the Landfill	3 Cubic Yard Bin - Vertical Compactor	3 pick-up per week	$ 17.35	$ 98.22	$ 115.56	$ 599.49	$ 37.34	$ 752.39	$ 40.03	$ 7.02	$ 23.18	$ 822.62				
6k	Commercial and Multi-family MSW to Landfill	MSW Hauled to Directly to the Landfill	3 Cubic Yard Bin - Vertical Compactor	4 pick-up per week	$ 20.94	$ 118.63	$ 139.63	$ 799.32	$ 48.45	$ 987.40	$ 52.54	$ 9.22	$ 30.42	$ 1,079.58				
6k	Commercial and Multi-family MSW to Landfill	MSW Hauled to Directly to the Landfill	3 Cubic Yard Bin - Vertical Compactor	5 pick-up per week	$ 24.38	$ 138.13	$ 162.50	$ 999.15	$ 59.45	$ 1,221.10	$ 64.99	$ 11.46	$ 37.82	$ 1,335.16				
6k	Commercial and Multi-family MSW to Landfill	MSW Hauled to Directly to the Landfill	3 Cubic Yard Bin - Vertical Compactor	6 pick-up per week	$ 27.83	$ 158.54	$ 186.37	$ 1,198.98	$ 70.34	$ 1,453.48	$ 77.34	$ 13.57	$ 44.78	$ 1,589.19				
6l	Commercial and Multi-family MSW to Landfill	MSW Hauled to Directly to the Landfill	4 Cubic Yard Bin - Vertical Compactor	1 pick-up per week	$ 15.05	$ 85.26	$ 100.31	$ 266.44	$ 21.13	$ 387.88	$ 20.84	$ 3.82	$ 11.95	$ 424.09				
6l	Commercial and Multi-family MSW to Landfill	MSW Hauled to Directly to the Landfill	4 Cubic Yard Bin - Vertical Compactor	2 pick-up per week	$ 20.22	$ 114.59	$ 134.82	$ 532.88	$ 36.17	$ 703.86	$ 37.45	$ 6.51	$ 21.68	$ 769.51				
6l	Commercial and Multi-family MSW to Landfill	MSW Hauled to Directly to the Landfill	4 Cubic Yard Bin - Vertical Compactor	3 pick-up per week	$ 23.11	$ 130.96	$ 154.07	$ 799.32	$ 49.79	$ 1,003.18	$ 53.39	$ 9.37	$ 30.93	$ 1,096.84				
6l	Commercial and Multi-family MSW to Landfill	MSW Hauled to Directly to the Landfill	4 Cubic Yard Bin - Vertical Compactor	4 pick-up per week	$ 27.93	$ 158.25	$ 186.17	$ 1,065.76	$ 64.61	$ 1,316.54	$ 70.06	$ 12.29	$ 40.58	$ 1,439.44				
6l	Commercial and Multi-family MSW to Landfill	MSW Hauled to Directly to the Landfill	4 Cubic Yard Bin - Vertical Compactor	5 pick-up per week	$ 32.50	$ 184.17	$ 216.67	$ 1,332.20	$ 79.27	$ 1,628.13	$ 86.64	$ 15.20	$ 50.18	$ 1,780.11				
6l	Commercial and Multi-family MSW to Landfill	MSW Hauled to Directly to the Landfill	4 Cubic Yard Bin - Vertical Compactor	6 pick-up per week	$ 36.92	$ 209.72	$ 246.64	$ 1,598.64	$ 93.79	$ 1,937.98	$ 103.13	$ 18.09	$ 59.71	$ 2,118.9				

Attachment D.1 - Maximum Rates to be Charged Assuming Cross-Jurisdictional Efficiencies between Lake Forest and Laguna Hills

Fill in the rates proposed as the maximum rates to customers below for each level of service assuming cross-jurisdictional routing efficiencies between the two cities (Laguna Hills and Lake Forest) and assuming that all Commercial and Multi-family Divertible Materials (i.e. Single-stream Recyclables, Food Scraps and Yard Trimmings) will be provided at a collection rate that is half the cost of equivalent MSW service. MSW rates may include any costs that are not recovered by offering Divertible Materials collection programs at the 50% reduced rate as requested by the City. Rates must be broken down to show the collection cost, disposal cost and capital costs (the capital component will not be escalated). The procedure for adjusting costs throughout the term of the contract appears in **Article 14** of the Agreement. A sample calculation is shown in **Attachment J**. The disposal portion will only be adjusted as that cost actually changes. Disposal costs are a pass through cost and cannot include any mark up, overhead or administrative costs. As the amount of material being collected and handled is increasingly shifting into diversion, providing diversion services at no charge is no longer feasible and therefore is not permitted in this form. Best practices have identified that a Divertible materials collection rate that is 50% of the MSW rate obtains optimal generator participation. As noted in Section 6. MSW Rate Sheet commercial MSW rates may include any costs that are not recovered by offering Divertible Materials collection programs at 50% the rate for MSW. The rate proposed for collection of commercial, multi-family, temporary bin, temporary roll off, permanent roll off and compactor customers for divertible materials must be 50% lower than the rate proposed for collection of MSW materials.

Rates must be submitted in 2025 dollars.

Indicate the selected source-separated food scrap processing technology for permanent and temporary roll-offs and compactors using the drop down:	**Composting**	<-- the selected processing methodology will be shown in the Processing Component cell for the corresponding rate item in **Sections 8 and 13** below. Proposers will provide further details re: their proposed processing facility for this service line in the corresponding proposal form.
Indicate the selected source-separated yard trimmings processing technology for permanent and temporary roll-offs and compactors using the drop down:	**Composting**	<-- the selected processing methodology will be shown in the Processing Component cell for the corresponding rate item in **Sections 9 and 14** below. Proposers will provide further details re: their proposed processing facility for this service line in the corresponding proposal form.
Indicate the selected co-collected food scraps and yard trimmings processing technology for permanent and temporary roll-offs and compactors using the drop down:	**Composting**	<-- the selected processing methodology will be shown in the Processing Component cell for the corresponding rate item in **Sections 10 and 15** below. Proposers will provide further details re: their proposed processing facility for this service line in the corresponding proposal form.

This form will become part of Attachment D.1 to the final Agreement.

Note: In completing the rates for Sections 7-11, Proposers shall use the assumed weights for roll-off boxes and compactors listed in Table 4 of the 'Assumptions' tab.

7. Permanent Compactor and Roll-Off Box Single-Material Recycling Service or Single-stream Recycling Service

#	Sector/Stream	Description	Size	Frequency of Collection	Collection Component (85% Labor and 15% Fuel)			Processing Component	Disposal Component	Non-escalating Capital Component	Total Base Rate	Laguna Hills Regulatory Compliance Cost	Laguna Hills Procurement Cost	Laguna Hills Pavement Impact Cost Component	Total Laguna Hills Rate	Lake Forest Regulatory Compliance Cost	Lake Forest Procurement Cost Component	Lake Forest Pavement Impact Cost Component	Total Lake Forest Rate
					Labor	Fuel	Collection	Clean MRF											
7a	Commercial/Multi-family Single-material and Single-stream Recyclables Service	Permanent Compactor	3-yard Compactor	On-call of scheduled service (cost per collection)	$ 46.63	$ 8.23	$ 54.86	$ 135.11	$ 23.84	$ 13.87	$ 227.68	$ 19.60	$ 4.08	$ 17.15	$ 268.51	$ 13.36	$ 2.34	$ 7.74	$ 251.12
7b	Commercial/Multi-family Single-material and Single-stream Recyclables Service	Permanent Compactor	4-yard Compactor	On-call of scheduled service (cost per collection)	$ 62.17	$ 10.97	$ 73.14	$ 180.15	$ 31.79	$ 18.49	$ 303.57	$ 26.13	$ 5.44	$ 22.86	$ 358.01	$ 17.82	$ 3.13	$ 10.32	$ 334.83
7c	Commercial/Multi-family Single-material and Single-stream Recyclables Service	Permanent Compactor	6-yard Compactor	On-call of scheduled service (cost per collection)	$ 93.26	$ 16.46	$ 109.71	$ 270.22	$ 47.69	$ 27.73	$ 455.36	$ 39.20	$ 8.17	$ 34.30	$ 537.01	$ 26.73	$ 4.69	$ 15.47	$ 502.25
7d	Commercial/Multi-family Single-material and Single-stream Recyclables Service	Permanent Compactor/	10-yard compactor	On-call of scheduled service (cost per collection)	$ 164.59	$ 24.58	$ 189.17	$ 446.25	$ 78.75	$ 16.55	$ 730.72	$ 62.90	$ 13.10	$ 55.04	$ 861.75	$ 42.89	$ 7.52	$ 24.83	$ 805.96
7e	Commercial/Multi-family Single-material and Single-stream Recyclables Service	Permanent Compactor	20-yard compactor	On-call of scheduled service (cost per collection)	$ 164.59	$ 24.58	$ 189.17	$ 346.81	$ 61.20	$ 16.55	$ 613.73	$ 52.83	$ 11.01	$ 46.22	$ 723.78	$ 36.02	$ 6.32	$ 20.86	$ 676.92
7f	Commercial/Multi-family Single-material and Single-stream Recyclables Service	Permanent Compactor	25-yard Compactor	On-call of scheduled service (cost per collection)	$ 164.59	$ 24.58	$ 189.17	$ 346.81	$ 61.20	$ 16.55	$ 613.73	$ 52.83	$ 11.01	$ 46.22	$ 723.78	$ 36.02	$ 6.32	$ 20.86	$ 676.92
7g	Commercial/Multi-family Single-material and Single-stream Recyclables Service	Permanent Compactor	30-yard Compactor	On-call of scheduled service (cost per collection)	$ 164.59	$ 24.58	$ 189.17	$ 346.81	$ 61.20	$ 16.55	$ 613.73	$ 52.83	$ 11.01	$ 46.22	$ 723.78	$ 36.02	$ 6.32	$ 20.86	$ 676.92
7h	Commercial/Multi-family Single-material and Single-stream Recyclables Service	Permanent Compactor	40-yard Compactor	On-call of scheduled service (cost per collection)	$ 164.59	$ 24.58	$ 189.17	$ 346.81	$ 61.20	$ 16.55	$ 613.73	$ 52.83	$ 11.01	$ 46.22	$ 723.78	$ 36.02	$ 6.32	$ 20.86	$ 676.92
7i	Commercial/Multi-family Single-material and Single-stream Recyclables Service	Permanent Roll-off Box	10-yard Roll-off Box	On-call of scheduled service (cost per collection)	$ 126.61	$ 22.34	$ 148.95	$ 446.25	$ 78.75	$ 16.55	$ 690.50	$ 59.44	$ 12.38	$ 52.01	$ 814.33	$ 40.53	$ 7.11	$ 23.46	$ 761.60
7j	Commercial/Multi-family Single-material and Single-stream Recyclables Service	Permanent Roll-off Box	20-yard Roll-off Box	On-call of scheduled service (cost per collection)	$ 126.61	$ 22.34	$ 148.95	$ 266.77	$ 47.08	$ 16.55	$ 479.35	$ 41.26	$ 8.60	$ 36.10	$ 565.31	$ 28.14	$ 4.94	$ 16.29	$ 528.71
7k	Commercial/Multi-family Single-material and Single-stream Recyclables Service	Permanent Roll-off Box	25-yard Roll-off Box	On-call of scheduled service (cost per collection)	$ 126.61	$ 22.34	$ 148.95	$ 266.77	$ 47.08	$ 16.55	$ 479.35	$ 41.26	$ 8.60	$ 36.10	$ 565.31	$ 28.14	$ 4.94	$ 16.29	$ 528.71
7l	Commercial/Multi-family Single-material and Single-stream Recyclables Service	Permanent Roll-off Box	30-yard Roll-off Box	On-call of scheduled service (cost per collection)	$ 126.61	$ 22.34	$ 148.95	$ 266.77	$ 47.08	$ 16.55	$ 479.35	$ 41.26	$ 8.60	$ 36.10	$ 565.31	$ 28.14	$ 4.94	$ 16.29	$ 528.71
7m	Commercial/Multi-family Single-material and Single-stream Recyclables Service	Permanent Roll-off Box	40-yard Roll-off Box	On-call of scheduled service (cost per collection)	$ 126.61	$ 22.34	$ 148.95	$ 266.77	$ 47.08	$ 16.55	$ 479.35	$ 41.26	$ 8.60	$ 36.10	$ 565.31	$ 28.14	$ 4.94	$ 16.29	$ 528.71

8. Permanent Compactor and Roll-Off Box - Source Separated Food Scraps

#	Sector/Stream	Description	Size	Frequency of Collection	Collection Component (85% Labor and 15% Fuel)			Processing Component	Disposal Component	Non-escalating Capital Component	Total Base Rate	Compliance Cost Component	Procurement Cost Component	Laguna Hills Pavement Impact Cost Component	Total Laguna Hills Rate	Compliance Cost Component	Lake Forest Procurement Cost Component	Lake Forest Pavement Impact Cost Component	Total Lake Forest Rate
					Labor	Fuel	Collection	Composting											
8a	Commercial/Multi-family Source-separated Food Scraps	Permanent Compactor	3-yard Compactor	On-call of scheduled service (cost per collection)	$ 46.63	$ 8.23	$ 54.86	$ 304.45	$ 53.73	$ 13.87	$ 426.90	$ 36.75	$ 7.66	$ 32.15	$ 503.46	$ 25.06	$ 4.40	$ 14.51	$ 470.86
8b	Commercial/Multi-family Source-separated Food Scraps	Permanent Compactor	4-yard Compactor	On-call of scheduled service (cost per collection)	$ 62.17	$ 10.97	$ 73.14	$ 405.94	$ 71.64	$ 18.49	$ 569.20	$ 49.00	$ 10.21	$ 42.87	$ 671.28	$ 33.41	$ 5.86	$ 19.34	$ 627.82
8c	Commercial/Multi-family Source-separated Food Scraps	Permanent Compactor	6-yard Compactor	On-call of scheduled service (cost per collection)	$ 93.26	$ 16.46	$ 109.71	$ 608.90	$ 107.45	$ 27.73	$ 853.80	$ 73.49	$ 15.31	$ 64.31	$ 1,006.91	$ 50.11	$ 8.79	$ 29.01	$ 941.72
8d	Commercial/Multi-family Source-separated Food Scraps	Permanent Compactor/	10-yard compactor	On-call of scheduled service (cost per collection)	$ 164.59	$ 24.58	$ 189.17	$ 1,005.55	$ 177.45	$ 16.55	$ 1,388.72	$ 119.54	$ 24.90	$ 104.59	$ 1,637.75	$ 81.51	$ 14.30	$ 47.19	$ 1,531.72
8e	Commercial/Multi-family Source-separated Food Scraps	Permanent Compactor	20-yard compactor	On-call of scheduled service (cost per collection)	$ 164.59	$ 24.58	$ 189.17	$ 781.47	$ 137.91	$ 16.55	$ 1,125.10	$ 96.85	$ 20.18	$ 84.74	$ 1,326.86	$ 66.04	$ 11.59	$ 38.23	$ 1,240.95
8f	Commercial/Multi-family Source-separated Food Scraps	Permanent Compactor	25-yard Compactor	On-call of scheduled service (cost per collection)	$ 164.59	$ 24.58	$ 189.17	$ 781.47	$ 137.91	$ 16.55	$ 1,125.10	$ 96.85	$ 20.18	$ 84.74	$ 1,326.86	$ 66.04	$ 11.59	$ 38.23	$ 1,240.95
8g	Commercial/Multi-family Source-separated Food Scraps	Permanent Compactor	30-yard Compactor	On-call of scheduled service (cost per collection)	$ 164.59	$ 24.58	$ 189.17	$ 781.47	$ 137.91	$ 16.55	$ 1,125.10	$ 96.85	$ 20.18	$ 84.74	$ 1,326.86	$ 66.04	$ 11.59	$ 38.23	$ 1,240.95
8h	Commercial/Multi-family Source-separated Food Scraps	Permanent Compactor	40-yard Compactor	On-call of scheduled service (cost per collection)	$ 164.59	$ 24.58	$ 189.17	$ 781.47	$ 137.91	$ 16.55	$ 1,125.10	$ 96.85	$ 20.18	$ 84.74	$ 1,326.86	$ 66.04	$ 11.59	$ 38.23	$ 1,240.95
8i	Commercial/Multi-family Source-separated Food Scraps	Permanent Roll-off Box	10-yard Roll-off Box	On-call of scheduled service (cost per collection)	$ 126.61	$ 22.34	$ 148.95	$ 1,005.55	$ 177.45	$ 16.55	$ 1,348.50	$ 116.08	$ 24.18	$ 101.57	$ 1,590.32	$ 79.15	$ 13.89	$ 45.82	$ 1,487.36
8j	Commercial/Multi-family Source-separated Food Scraps	Permanent Roll-off Box	20-yard Roll-off Box	On-call of scheduled service (cost per collection)	$ 126.61	$ 22.34	$ 148.95	$ 601.13	$ 106.08	$ 16.55	$ 872.72	$ 75.12	$ 15.65	$ 65.73	$ 1,029.22	$ 51.22	$ 8.99	$ 29.66	$ 962.58
8k	Commercial/Multi-family Source-separated Food Scraps	Permanent Roll-off Box	25-yard Roll-off Box	On-call of scheduled service (cost per collection)	$ 126.61	$ 22.34	$ 148.95	$ 601.13	$ 106.08	$ 16.55	$ 872.72	$ 75.12	$ 15.65	$ 65.73	$ 1,029.22	$ 51.22	$ 8.99	$ 29.66	$ 962.58
8l	Commercial/Multi-family Source-separated Food Scraps	Permanent Roll-off Box	30-yard Roll-off Box	On-call of scheduled service (cost per collection)	$ 126.61	$ 22.34	$ 148.95	$ 601.13	$ 106.08	$ 16.55	$ 872.72	$ 75.12	$ 15.65	$ 65.73	$ 1,029.22	$ 51.22	$ 8.99	$ 29.66	$ 962.58
8m	Commercial/Multi-family Source-separated Food Scraps	Permanent Roll-off Box	40-yard Roll-off Box	On-call of scheduled service (cost per collection)	$ 126.61	$ 22.34	$ 148.95	$ 601.13	$ 106.08	$ 16.55	$ 872.72	$ 75.12	$ 15.65	$ 65.73	$ 1,029.22	$ 51.22	$ 8.99	$ 29.66	$ 962.58

9. Permanent Compactor and Roll-Off Box - Source Separated Yard Trimmings

#	Sector/Stream	Description	Size	Frequency of Collection	Collection Component (85% Labor and 15% Fuel)			Processing Component	Disposal Component	Non-escalating Capital Component	Total Base Rate	Compliance Cost Component	Procurement Cost Component	Laguna Hills Pavement Impact Cost Component	Total Laguna Hills Rate	Compliance Cost Component	Lake Forest Procurement Cost Component	Lake Forest Pavement Impact Cost Component	Total Lake Forest Rate
					Labor	Fuel	Collection	Composting											
9a	Commercial/Multi-family Source-separated Yard Trimmings	Permanent Compactor	3-yard Compactor	On-call of scheduled service (cost per collection)	$ 46.63	$ 8.23	$ 54.86	$ 135.11	$ 23.84	$ 13.87	$ 227.68	$ 19.60	$ 4.08	$ 17.15	$ 268.51	$ 13.36	$ 2.34	$ 7.74	$ 251.12

#	Sector/Stream	Description	Size	Frequency of Collection	Collection Component (85% Labor and 15% Fuel) Labor	Fuel	Collection	Processing Component Clean MRF	Disposal Component	Non-escalating Capital Component	Total Base Rate	Laguna Hills Regulatory Compliance Cost	Laguna Hills Procurement Cost	Laguna Hills Pavement Impact Cost Component	Total Laguna Hills Rate	Lake Forest Regulatory Compliance Cost	Lake Forest Procurement Cost Component	Lake Forest Pavement Impact Cost Component	Total Lake Forest Rate
9b	Commercial/Multi-family Source-separated Yard Trimmings	Permanent Compactor	4-yard Compactor	On-call of scheduled service (cost per collection)	$ 62.17	$ 10.97	$ 73.14	$ 180.15	$ 31.79	$ 18.49	$ 303.57	$ 26.13	$ 5.44	$ 22.86	$ 358.01	$ 17.82	$ 3.13	$ 10.32	$ 334.83
9c	Commercial/Multi-family Source-separated Yard Trimmings	Permanent Compactor	6-yard Compactor	On-call of scheduled service (cost per collection)	$ 93.26	$ 16.46	$ 109.71	$ 270.22	$ 47.69	$ 27.73	$ 455.36	$ 39.20	$ 8.17	$ 34.30	$ 537.01	$ 26.73	$ 4.69	$ 15.47	$ 502.25
9d	Commercial/Multi-family Source-separated Yard Trimmings	Permanent Compactor/	10-yard compactor	On-call of scheduled service (cost per collection)	$ 164.59	$ 24.58	$ 189.17	$ 446.25	$ 78.75	$ 16.55	$ 730.72	$ 62.90	$ 13.10	$ 55.04	$ 861.75	$ 42.89	$ 7.52	$ 24.83	$ 805.96
9e	Commercial/Multi-family Source-separated Yard Trimmings	Permanent Compactor	20-yard compactor	On-call of scheduled service (cost per collection)	$ 164.59	$ 24.58	$ 189.17	$ 346.81	$ 61.20	$ 16.55	$ 613.73	$ 52.83	$ 11.01	$ 46.22	$ 723.78	$ 36.02	$ 6.32	$ 20.86	$ 676.92
9f	Commercial/Multi-family Source-separated Yard Trimmings	Permanent Compactor	25-yard Compactor	On-call of scheduled service (cost per collection)	$ 164.59	$ 24.58	$ 189.17	$ 346.81	$ 61.20	$ 16.55	$ 613.73	$ 52.83	$ 11.01	$ 46.22	$ 723.78	$ 36.02	$ 6.32	$ 20.86	$ 676.92
9g	Commercial/Multi-family Source-separated Yard Trimmings	Permanent Compactor	30-yard Compactor	On-call of scheduled service (cost per collection)	$ 164.59	$ 24.58	$ 189.17	$ 346.81	$ 61.20	$ 16.55	$ 613.73	$ 52.83	$ 11.01	$ 46.22	$ 723.78	$ 36.02	$ 6.32	$ 20.86	$ 676.92
9h	Commercial/Multi-family Source-separated Yard Trimmings	Permanent Compactor	40-yard Compactor	On-call of scheduled service (cost per collection)	$ 164.59	$ 24.58	$ 189.17	$ 346.81	$ 61.20	$ 16.55	$ 613.73	$ 52.83	$ 11.01	$ 46.22	$ 723.78	$ 36.02	$ 6.32	$ 20.86	$ 676.92
9i	Commercial/Multi-family Source-separated Yard Trimmings	Permanent Roll-off Box	10-yard Roll-off Box	On-call of scheduled service (cost per collection)	$ 126.61	$ 22.34	$ 148.95	$ 446.25	$ 78.75	$ 16.55	$ 690.50	$ 59.44	$ 12.38	$ 52.01	$ 814.33	$ 40.53	$ 7.11	$ 23.46	$ 761.60
9j	Commercial/Multi-family Source-separated Yard Trimmings	Permanent Roll-off Box	20-yard Roll-off Box	On-call of scheduled service (cost per collection)	$ 126.61	$ 22.34	$ 148.95	$ 266.77	$ 47.08	$ 16.55	$ 479.35	$ 41.26	$ 8.60	$ 36.10	$ 565.31	$ 28.14	$ 4.94	$ 16.29	$ 528.71
9k	Commercial/Multi-family Source-separated Yard Trimmings	Permanent Roll-off Box	25-yard Roll-off Box	On-call of scheduled service (cost per collection)	$ 126.61	$ 22.34	$ 148.95	$ 266.77	$ 47.08	$ 16.55	$ 479.35	$ 41.26	$ 8.60	$ 36.10	$ 565.31	$ 28.14	$ 4.94	$ 16.29	$ 528.71
9l	Commercial/Multi-family Source-separated Yard Trimmings	Permanent Roll-off Box	30-yard Roll-off Box	On-call of scheduled service (cost per collection)	$ 126.61	$ 22.34	$ 148.95	$ 266.77	$ 47.08	$ 16.55	$ 479.35	$ 41.26	$ 8.60	$ 36.10	$ 565.31	$ 28.14	$ 4.94	$ 16.29	$ 528.71
9m	Commercial/Multi-family Source-separated Yard Trimmings	Permanent Roll-off Box	40-yard Roll-off Box	On-call of scheduled service (cost per collection)	$ 126.61	$ 22.34	$ 148.95	$ 266.77	$ 47.08	$ 16.55	$ 479.35	$ 41.26	$ 8.60	$ 36.10	$ 565.31	$ 28.14	$ 4.94	$ 16.29	$ 528.71

10. Permanent Compactor and Roll-Off Box - Co-collected Food Scraps and Yard Trimmings

#	Sector/Stream	Description	Size	Frequency of Collection	Collection Component (85% Labor and 15% Fuel) Labor	Fuel	Collection	Processing Component Composting	Disposal Component	Non-escalating Capital Component	Total Base Rate	Compliance Cost Component	Procurement Cost Component	Laguna Hills Pavement Impact Cost Component	Total Laguna Hills Rate	Compliance Cost Component	Lake Forest Procurement Cost Component	Lake Forest Pavement Impact Cost Component	Total Lake Forest Rate
10a	Commercial/Multi-family Co-collected Food Scraps and Yard Trimmings	Permanent Compactor	3-yard Compactor	On-call of scheduled service (cost per collection)	$ 46.63	$ 8.23	$ 54.86	$ 304.45	$ 53.73	$ 13.87	$ 426.90	$ 36.75	$ 7.66	$ 32.15	$ 503.46	$ 25.06	$ 4.40	$ 14.51	$ 470.86
10b	Commercial/Multi-family Co-collected Food Scraps and Yard Trimmings	Permanent Compactor	4-yard Compactor	On-call of scheduled service (cost per collection)	$ 62.17	$ 10.97	$ 73.14	$ 405.94	$ 71.64	$ 18.49	$ 569.20	$ 49.00	$ 10.21	$ 42.87	$ 671.28	$ 33.41	$ 5.86	$ 19.34	$ 627.82
10c	Commercial/Multi-family Co-collected Food Scraps and Yard Trimmings	Permanent Compactor	6-yard Compactor	On-call of scheduled service (cost per collection)	$ 93.26	$ 16.46	$ 109.71	$ 608.90	$ 107.45	$ 27.73	$ 853.80	$ 73.49	$ 15.31	$ 64.31	$ 1,006.91	$ 50.11	$ 8.79	$ 29.01	$ 941.72
10d	Commercial/Multi-family Co-collected Food Scraps and Yard Trimmings	Permanent Compactor/	10-yard compactor	On-call of scheduled service (cost per collection)	$ 164.59	$ 24.58	$ 189.17	$ 1,005.55	$ 177.45	$ 16.55	$ 1,388.72	$ 119.54	$ 24.90	$ 104.59	$ 1,637.75	$ 81.51	$ 14.30	$ 47.19	$ 1,531.72
10e	Commercial/Multi-family Co-collected Food Scraps and Yard Trimmings	Permanent Compactor	20-yard compactor	On-call of scheduled service (cost per collection)	$ 164.59	$ 24.58	$ 189.17	$ 781.47	$ 137.91	$ 16.55	$ 1,125.10	$ 96.85	$ 20.18	$ 84.74	$ 1,326.86	$ 66.04	$ 11.59	$ 38.23	$ 1,240.95
10f	Commercial/Multi-family Co-collected Food Scraps and Yard Trimmings	Permanent Compactor	25-yard Compactor	On-call of scheduled service (cost per collection)	$ 164.59	$ 24.58	$ 189.17	$ 781.47	$ 137.91	$ 16.55	$ 1,125.10	$ 96.85	$ 20.18	$ 84.74	$ 1,326.86	$ 66.04	$ 11.59	$ 38.23	$ 1,240.95
10g	Commercial/Multi-family Co-collected Food Scraps and Yard Trimmings	Permanent Compactor	30-yard Compactor	On-call of scheduled service (cost per collection)	$ 164.59	$ 24.58	$ 189.17	$ 781.47	$ 137.91	$ 16.55	$ 1,125.10	$ 96.85	$ 20.18	$ 84.74	$ 1,326.86	$ 66.04	$ 11.59	$ 38.23	$ 1,240.95
10h	Commercial/Multi-family Co-collected Food Scraps and Yard Trimmings	Permanent Compactor	40-yard Compactor	On-call of scheduled service (cost per collection)	$ 164.59	$ 24.58	$ 189.17	$ 781.47	$ 137.91	$ 16.55	$ 1,125.10	$ 96.85	$ 20.18	$ 84.74	$ 1,326.86	$ 66.04	$ 11.59	$ 38.23	$ 1,240.95
10i	Commercial/Multi-family Co-collected Food Scraps and Yard Trimmings	Permanent Roll-off Box	10-yard Roll-off Box	On-call of scheduled service (cost per collection)	$ 126.61	$ 22.34	$ 148.95	$ 1,005.55	$ 177.45	$ 16.55	$ 1,348.50	$ 116.08	$ 24.18	$ 101.57	$ 1,590.32	$ 79.15	$ 13.89	$ 45.82	$ 1,487.36
10j	Commercial/Multi-family Co-collected Food Scraps and Yard Trimmings	Permanent Roll-off Box	20-yard Roll-off Box	On-call of scheduled service (cost per collection)	$ 126.61	$ 22.34	$ 148.95	$ 601.13	$ 106.08	$ 16.55	$ 872.72	$ 75.12	$ 15.65	$ 65.73	$ 1,029.22	$ 51.22	$ 8.99	$ 29.66	$ 962.58
10k	Commercial/Multi-family Co-collected Food Scraps and Yard Trimmings	Permanent Roll-off Box	25-yard Roll-off Box	On-call of scheduled service (cost per collection)	$ 126.61	$ 22.34	$ 148.95	$ 601.13	$ 106.08	$ 16.55	$ 872.72	$ 75.12	$ 15.65	$ 65.73	$ 1,029.22	$ 51.22	$ 8.99	$ 29.66	$ 962.58
10l	Commercial/Multi-family Co-collected Food Scraps and Yard Trimmings	Permanent Roll-off Box	30-yard Roll-off Box	On-call of scheduled service (cost per collection)	$ 126.61	$ 22.34	$ 148.95	$ 601.13	$ 106.08	$ 16.55	$ 872.72	$ 75.12	$ 15.65	$ 65.73	$ 1,029.22	$ 51.22	$ 8.99	$ 29.66	$ 962.58
10m	Commercial/Multi-family Co-collected Food Scraps and Yard Trimmings	Permanent Roll-off Box	40-yard Roll-off Box	On-call of scheduled service (cost per collection)	$ 126.61	$ 22.34	$ 148.95	$ 601.13	$ 106.08	$ 16.55	$ 872.72	$ 75.12	$ 15.65	$ 65.73	$ 1,029.22	$ 51.22	$ 8.99	$ 29.66	$ 962.58

11. Permanent Compactor and Roll-Off Box - MSW Direct-hauled to the Landfill Service

#	Sector/Stream	Description	Size	Frequency of Collection	Collection Component (85% Labor and 15% Fuel) Labor	Fuel	Collection	Disposal Component	Non-escalating Capital Component	Total Base Rate	Laguna Hills Regulatory Compliance Cost	Laguna Hills Procurement Cost	Laguna Hills Pavement Impact Cost Component	Total Laguna Hills Rate	Lake Forest Regulatory Compliance Cost	Lake Forest Procurement Cost Component	Lake Forest Pavement Impact Cost Component	Total Lake Forest Rate
11a	Commercial/Multi-family MSW	Permanent Compactor	3-yard Compactor	On-call of scheduled service (cost per collection)	$ 93.26	$ 16.46	$ 109.71	$ 139.88	$ 27.73	$ 277.33	$ 23.87	$ 4.97	$ 20.89	$ 327.06	$ 16.28	$ 2.86	$ 9.42	$ 305.88
11b	Commercial/Multi-family MSW	Permanent Compactor	4-yard Compactor	On-call of scheduled service (cost per collection)	$ 124.34	$ 21.94	$ 146.28	$ 186.51	$ 36.98	$ 369.77	$ 31.83	$ 6.63	$ 27.85	$ 436.08	$ 21.70	$ 3.81	$ 12.57	$ 407.84
11c	Commercial/Multi-family MSW	Permanent Compactor	6-yard Compactor	On-call of scheduled service (cost per collection)	$ 186.51	$ 32.91	$ 219.43	$ 279.76	$ 55.47	$ 554.65	$ 47.74	$ 9.95	$ 41.76	$ 654.12	$ 32.56	$ 5.71	$ 18.85	$ 611.77
11d	Commercial/Multi-family MSW	Permanent Compactor/	10-yard compactor	On-call of scheduled service (cost per collection)	$ 329.18	$ 49.15	$ 378.33	$ 462.00	$ 33.10	$ 873.43	$ 75.18	$ 15.66	$ 65.78	$ 1,030.06	$ 51.27	$ 8.99	$ 29.68	$ 963.37
11e	Commercial/Multi-family MSW	Permanent Compactor	20-yard compactor	On-call of scheduled service (cost per collection)	$ 329.18	$ 49.15	$ 378.33	$ 359.05	$ 33.10	$ 770.48	$ 66.32	$ 13.82	$ 58.03	$ 908.65	$ 45.22	$ 7.93	$ 26.18	$ 849.82
11f	Commercial/Multi-family MSW	Permanent Compactor	25-yard Compactor	On-call of scheduled service (cost per collection)	$ 329.18	$ 49.15	$ 378.33	$ 359.05	$ 33.10	$ 770.48	$ 66.32	$ 13.82	$ 58.03	$ 908.65	$ 45.22	$ 7.93	$ 26.18	$ 849.82
11g	Commercial/Multi-family MSW	Permanent Compactor	30-yard Compactor	On-call of scheduled service (cost per collection)	$ 329.18	$ 49.15	$ 378.33	$ 359.05	$ 33.10	$ 770.48	$ 66.32	$ 13.82	$ 58.03	$ 908.65	$ 45.22	$ 7.93	$ 26.18	$ 849.82
11h	Commercial/Multi-family MSW	Permanent Compactor	40-yard Compactor	On-call of scheduled service (cost per collection)	$ 329.18	$ 49.15	$ 378.33	$ 359.05	$ 33.10	$ 770.48	$ 66.32	$ 13.82	$ 58.03	$ 908.65	$ 45.22	$ 7.93	$ 26.18	$ 849.82
11i	Commercial/Multi-family MSW	Permanent Roll-off Box	10-yard Roll-off Box	On-call of scheduled service (cost per collection)	$ 253.22	$ 44.69	$ 297.90	$ 462.00	$ 33.10	$ 793.00	$ 68.26	$ 14.22	$ 59.73	$ 935.21	$ 46.55	$ 8.17	$ 26.95	$ 874.66
11j	Commercial/Multi-family MSW	Permanent Roll-off Box	20-yard Roll-off Box	On-call of scheduled service (cost per collection)	$ 253.22	$ 44.69	$ 297.90	$ 276.19	$ 33.10	$ 607.19	$ 52.27	$ 10.89	$ 45.73	$ 716.08	$ 35.64	$ 6.25	$ 20.63	$ 669.72
11k	Commercial/Multi-family MSW	Permanent Roll-off Box	25-yard Roll-off Box	On-call of scheduled service (cost per collection)	$ 253.22	$ 44.69	$ 297.90	$ 276.19	$ 33.10	$ 607.19	$ 52.27	$ 10.89	$ 45.73	$ 716.08	$ 35.64	$ 6.25	$ 20.63	$ 669.72
11l	Commercial/Multi-family MSW	Permanent Roll-off Box	30-yard Roll-off Box	On-call of scheduled service (cost per collection)	$ 253.22	$ 44.69	$ 297.90	$ 276.19	$ 33.10	$ 607.19	$ 52.27	$ 10.89	$ 45.73	$ 716.08	$ 35.64	$ 6.25	$ 20.63	$ 669.72
11m	Commercial/Multi-family MSW	Permanent Roll-off Box	40-yard Roll-off Box	On-call of scheduled service (cost per collection)	$ 253.22	$ 44.69	$ 297.90	$ 276.19	$ 33.10	$ 607.19	$ 52.27	$ 10.89	$ 45.73	$ 716.08	$ 35.64	$ 6.25	$ 20.63	$ 669.72

12. Temporary Bin and Roll-Off Bin Divertible Service - Single-Material Recyclables and Single-Stream Recyclables

#	Sector/Stream	Description	Size	Frequency of Collection	Collection Component (85% Labor and 15% Fuel) Labor	Fuel	Collection	Processing Component Clean MRF	Disposal Component	Non-escalating Capital Component	Total Base Rate	Laguna Hills Regulatory Compliance Cost	Laguna Hills Procurement Cost	Laguna Hills Pavement Impact Cost Component	Total Laguna Hills Rate	Lake Forest Regulatory Compliance Cost	Lake Forest Procurement Cost Component	Lake Forest Pavement Impact Cost Component	Total Lake Forest Rate
12a	Commercial/Multi-family Single-material and Single-stream Recyclables Service	Temporary Bin	2-yard Bin	Same day (same day collection service - cost per collection)	$ 68.40	$ 12.07	$ 80.48	$ 8.29	$ 1.46	$ 7.28	$ 97.50	$ 8.39	$ 1.75	$ 7.34	$ 114.98	$ 5.72	$ 1.00	$ 3.31	$ 107.54
12a	Commercial/Multi-family Single-material and Single-stream Recyclables Service	Temporary Bin	2-yard Bin	Weekly (i.e. Monday collection, with the collection again on the following Monday - cost per collection)	$ 68.40	$ 12.07	$ 80.48	$ 8.29	$ 1.46	$ 7.28	$ 97.50	$ 8.39	$ 1.75	$ 7.34	$ 114.98	$ 5.72	$ 1.00	$ 3.31	$ 107.54

#	Sector/Stream	Description	Size	Frequency of Collection	Collection Component (85% Labor and 15% Fuel)			Processing Component	Disposal Component	Non-escalating Capital Component	Total Base Rate	Laguna Hills Regulatory Compliance Cost	Laguna Hills Procurement Cost	Laguna Hills Pavement Impact Cost Component	Total Laguna Hills Rate	Lake Forest Regulatory Compliance Cost	Lake Forest Procurement Cost Component	Lake Forest Pavement Impact Cost Component	Total Lake Forest Rate
					Labor	Fuel	Collection	Clean MRF											
12a	Commercial/Multi-family Single-material and Single-stream Recyclables Service	Temporary Bin	2-yard Bin	Weekend (i.e. collection on Saturday or Sunday - cost per collection)	$ 68.40	$ 12.07	$ 80.48	$ 8.29	$ 1.46	$ 7.28	$ 97.50	$ 8.39	$ 1.75	$ 7.34	$ 114.98	$ 5.72	$ 1.00	$ 3.31	$ 107.54
12b	Commercial/Multi-family Single-material and Single-stream Recyclables Service	Temporary Bin	3-yard Bin	Same day (same day collection service - cost per collection)	$ 68.40	$ 12.07	$ 80.48	$ 8.29	$ 1.46	$ 7.28	$ 97.50	$ 8.39	$ 1.75	$ 7.34	$ 114.98	$ 5.72	$ 1.00	$ 3.31	$ 107.54
12b	Commercial/Multi-family Single-material and Single-stream Recyclables Service	Temporary Bin	3-yard Bin	Weekly (i.e. Monday collection, with the collection again on the following Monday - cost per collection)	$ 68.40	$ 12.07	$ 80.48	$ 8.29	$ 1.46	$ 7.28	$ 97.50	$ 8.39	$ 1.75	$ 7.34	$ 114.98	$ 5.72	$ 1.00	$ 3.31	$ 107.54
12b	Commercial/Multi-family Single-material and Single-stream Recyclables Service	Temporary Bin	3-yard Bin	Weekend (i.e. collection on Saturday or Sunday - cost per collection)	$ 68.40	$ 12.07	$ 80.48	$ 8.29	$ 1.46	$ 7.28	$ 97.50	$ 8.39	$ 1.75	$ 7.34	$ 114.98	$ 5.72	$ 1.00	$ 3.31	$ 107.54
12c	Commercial/Multi-family Single-material and Single-stream Recyclables Service	Temporary Bin	4-yard Bin	Same day (same day collection service - cost per collection)	$ 70.17	$ 12.38	$ 82.55	$ 11.05	$ 1.95	$ 6.95	$ 102.50	$ 8.82	$ 1.84	$ 7.72	$ 120.88	$ 6.02	$ 1.06	$ 3.48	$ 113.05
12c	Commercial/Multi-family Single-material and Single-stream Recyclables Service	Temporary Bin	4-yard Bin	Weekly (i.e. Monday collection, with the collection again on the following Monday - cost per collection)	$ 70.17	$ 12.38	$ 82.55	$ 11.05	$ 1.95	$ 6.95	$ 102.50	$ 8.82	$ 1.84	$ 7.72	$ 120.88	$ 6.02	$ 1.06	$ 3.48	$ 113.05
12c	Commercial/Multi-family Single-material and Single-stream Recyclables Service	Temporary Bin	4-yard Bin	Weekend (i.e. collection on Saturday or Sunday - cost per collection)	$ 70.17	$ 12.38	$ 82.55	$ 11.05	$ 1.95	$ 6.95	$ 102.50	$ 8.82	$ 1.84	$ 7.72	$ 120.88	$ 6.02	$ 1.06	$ 3.48	$ 113.05
12d	Commercial/Multi-family Single-material and Single-stream Recyclables Service	Temporary Bin	6-yard Bin	Same day (same day collection service - cost per collection)	$ 73.70	$ 13.01	$ 86.70	$ 16.58	$ 2.93	$ 6.30	$ 112.50	$ 9.68	$ 2.02	$ 8.47	$ 132.67	$ 6.60	$ 1.16	$ 3.82	$ 124.08
12d	Commercial/Multi-family Single-material and Single-stream Recyclables Service	Temporary Bin	6-yard Bin	Weekly (i.e. Monday collection, with the collection again on the following Monday - cost per collection)	$ 73.70	$ 13.01	$ 86.70	$ 16.58	$ 2.93	$ 6.30	$ 112.50	$ 9.68	$ 2.02	$ 8.47	$ 132.67	$ 6.60	$ 1.16	$ 3.82	$ 124.08
12d	Commercial/Multi-family Single-material and Single-stream Recyclables Service	Temporary Bin	6-yard Bin	Weekend (i.e. collection on Saturday or Sunday - cost per collection)	$ 73.70	$ 13.01	$ 86.70	$ 16.58	$ 2.93	$ 6.30	$ 112.50	$ 9.68	$ 2.02	$ 8.47	$ 132.67	$ 6.60	$ 1.16	$ 3.82	$ 124.08
12e	Commercial/Multi-family Single-material and Single-stream Recyclables Service	Temporary Bin	10-yard Roll-off	Weekly (i.e. Monday collection, with the collection again on the following Monday - cost per collection)	$ 106.72	$ 18.83	$ 125.55	$ 255.00	$ 45.00	$ 13.95	$ 439.50	$ 37.83	$ 7.88	$ 33.10	$ 518.31	$ 25.80	$ 4.53	$ 14.93	$ 484.76
12e	Commercial/Multi-family Single-material and Single-stream Recyclables Service	Temporary Bin	10-yard Roll-off	Weekend (i.e. collection on Saturday or Sunday - cost per collection)	$ 106.72	$ 18.83	$ 125.55	$ 255.00	$ 45.00	$ 13.95	$ 439.50	$ 37.83	$ 7.88	$ 33.10	$ 518.31	$ 25.80	$ 4.53	$ 14.93	$ 484.76
12e	Commercial/Multi-family Single-material and Single-stream Recyclables Service	Temporary Bin	10-yard Roll-off	Same day (same day collection service - cost per collection)	$ 106.72	$ 18.83	$ 125.55	$ 255.00	$ 45.00	$ 13.95	$ 439.50	$ 37.83	$ 7.88	$ 33.10	$ 518.31	$ 25.80	$ 4.53	$ 14.93	$ 484.76
12f	Commercial/Multi-family Single-material and Single-stream Recyclables Service	Temporary Bin	20-yard Roll-off	Weekly (i.e. Monday collection, with the collection again on the following Monday - cost per collection)	$ 106.72	$ 18.83	$ 125.55	$ 191.25	$ 33.75	$ 13.95	$ 364.50	$ 31.38	$ 6.54	$ 27.45	$ 429.86	$ 21.39	$ 3.75	$ 12.39	$ 402.03
12f	Commercial/Multi-family Single-material and Single-stream Recyclables Service	Temporary Bin	20-yard Roll-off	Weekend (i.e. collection on Saturday or Sunday - cost per collection)	$ 106.72	$ 18.83	$ 125.55	$ 191.25	$ 33.75	$ 13.95	$ 364.50	$ 31.38	$ 6.54	$ 27.45	$ 429.86	$ 21.39	$ 3.75	$ 12.39	$ 402.03
12f	Commercial/Multi-family Single-material and Single-stream Recyclables Service	Temporary Bin	20-yard Roll-off	Same day (same day collection service - cost per collection)	$ 106.72	$ 18.83	$ 125.55	$ 191.25	$ 33.75	$ 13.95	$ 364.50	$ 31.38	$ 6.54	$ 27.45	$ 429.86	$ 21.39	$ 3.75	$ 12.39	$ 402.03
12g	Commercial/Multi-family Single-material and Single-stream Recyclables Service	Temporary Bin	25-yard Roll-off	Weekly (i.e. Monday collection, with the collection again on the following Monday - cost per collection)	$ 106.72	$ 18.83	$ 125.55	$ 191.25	$ 33.75	$ 13.95	$ 364.50	$ 31.38	$ 6.54	$ 27.45	$ 429.86	$ 21.39	$ 3.75	$ 12.39	$ 402.03
12g	Commercial/Multi-family Single-material and Single-stream Recyclables Service	Temporary Bin	25-yard Roll-off	Weekend (i.e. collection on Saturday or Sunday - cost per collection)	$ 106.72	$ 18.83	$ 125.55	$ 191.25	$ 33.75	$ 13.95	$ 364.50	$ 31.38	$ 6.54	$ 27.45	$ 429.86	$ 21.39	$ 3.75	$ 12.39	$ 402.03
12g	Commercial/Multi-family Single-material and Single-stream Recyclables Service	Temporary Bin	25-yard Roll-off	Same day (same day collection service - cost per collection)	$ 106.72	$ 18.83	$ 125.55	$ 191.25	$ 33.75	$ 13.95	$ 364.50	$ 31.38	$ 6.54	$ 27.45	$ 429.86	$ 21.39	$ 3.75	$ 12.39	$ 402.03
12h	Commercial/Multi-family Single-material and Single-stream Recyclables Service	Temporary Bin	30-yard Roll-off	Weekly (i.e. Monday collection, with the collection again on the following Monday - cost per collection)	$ 106.72	$ 18.83	$ 125.55	$ 191.25	$ 33.75	$ 13.95	$ 364.50	$ 31.38	$ 6.54	$ 27.45	$ 429.86	$ 21.39	$ 3.75	$ 12.39	$ 402.03
12h	Commercial/Multi-family Single-material and Single-stream Recyclables Service	Temporary Bin	30-yard Roll-off	Weekend (i.e. collection on Saturday or Sunday - cost per collection)	$ 106.72	$ 18.83	$ 125.55	$ 191.25	$ 33.75	$ 13.95	$ 364.50	$ 31.38	$ 6.54	$ 27.45	$ 429.86	$ 21.39	$ 3.75	$ 12.39	$ 402.03
12h	Commercial/Multi-family Single-material and Single-stream Recyclables Service	Temporary Bin	30-yard Roll-off	Same day (same day collection service - cost per collection)	$ 106.72	$ 18.83	$ 125.55	$ 191.25	$ 33.75	$ 13.95	$ 364.50	$ 31.38	$ 6.54	$ 27.45	$ 429.86	$ 21.39	$ 3.75	$ 12.39	$ 402.03
12i	Commercial/Multi-family Single-material and Single-stream Recyclables Service	Temporary Bin	40-yard Roll-off	Weekly (i.e. Monday collection, with the collection again on the following Monday - cost per collection)	$ 106.72	$ 18.83	$ 125.55	$ 159.38	$ 28.13	$ 13.95	$ 327.00	$ 28.15	$ 5.86	$ 24.63	$ 385.64	$ 19.19	$ 3.37	$ 11.11	$ 360.67
12i	Commercial/Multi-family Single-material and Single-stream Recyclables Service	Temporary Bin	40-yard Roll-off	Weekend (i.e. collection on Saturday or Sunday - cost per collection)	$ 106.72	$ 18.83	$ 125.55	$ 159.38	$ 28.13	$ 13.95	$ 327.00	$ 28.15	$ 5.86	$ 24.63	$ 385.64	$ 19.19	$ 3.37	$ 11.11	$ 360.67
12i	Commercial/Multi-family Single-material and Single-stream Recyclables Service	Temporary Bin	40-yard Roll-off	Same day (same day collection service - cost per collection)	$ 106.72	$ 18.83	$ 125.55	$ 159.38	$ 28.13	$ 13.95	$ 327.00	$ 28.15	$ 5.86	$ 24.63	$ 385.64	$ 19.19	$ 3.37	$ 11.11	$ 360.67

13. Temporary Bin and Roll-Off Bin Divertible Service - Source-separated Food Scraps

#	Sector/Stream	Description	Size	Frequency of Collection	Collection Component (85% Labor and 15% Fuel)			Processing Component	Disposal Component	Non-escalating Capital Component	Total Base Rate	Compliance Cost Component	Procurement Cost Component	Laguna Hills Pavement Impact Cost Component	Total Laguna Hills Rate	Compliance Cost Component	Lake Forest Procurement Cost Component	Lake Forest Pavement Impact Cost Component	Total Lake Forest Rate
					Labor	Fuel	Collection	Composting											
13a	Commercial/Multi-family Source-separated Food Scraps	Temporary Bin	2-yard Bin	Same day (same day collection service - cost per collection)	$ 68.40	$ 12.07	$ 80.48	$ 8.29	$ 1.46	$ 7.28	$ 97.50	$ 8.39	$ 1.75	$ 7.34	$ 114.98	$ 5.72	$ 1.00	$ 3.31	$ 107.54
13a	Commercial/Multi-family Source-separated Food Scraps	Temporary Bin	2-yard Bin	Weekly (i.e. Monday collection, with the collection again on the following Monday - cost per collection)	$ 68.40	$ 12.07	$ 80.48	$ 8.29	$ 1.46	$ 7.28	$ 97.50	$ 8.39	$ 1.75	$ 7.34	$ 114.98	$ 5.72	$ 1.00	$ 3.31	$ 107.54
13a	Commercial/Multi-family Source-separated Food Scraps	Temporary Bin	2-yard Bin	Weekend (i.e. collection on Saturday or Sunday - cost per collection)	$ 68.40	$ 12.07	$ 80.48	$ 8.29	$ 1.46	$ 7.28	$ 97.50	$ 8.39	$ 1.75	$ 7.34	$ 114.98	$ 5.72	$ 1.00	$ 3.31	$ 107.54
13b	Commercial/Multi-family Source-separated Food Scraps	Temporary Bin	3-yard Bin	Same day (same day collection service - cost per collection)	$ 68.40	$ 12.07	$ 80.48	$ 8.29	$ 1.46	$ 7.28	$ 97.50	$ 8.39	$ 1.75	$ 7.34	$ 114.98	$ 5.72	$ 1.00	$ 3.31	$ 107.54
13b	Commercial/Multi-family Source-separated Food Scraps	Temporary Bin	3-yard Bin	Weekly (i.e. Monday collection, with the collection again on the following Monday - cost per collection)	$ 68.40	$ 12.07	$ 80.48	$ 8.29	$ 1.46	$ 7.28	$ 97.50	$ 8.39	$ 1.75	$ 7.34	$ 114.98	$ 5.72	$ 1.00	$ 3.31	$ 107.54
13b	Commercial/Multi-family Source-separated Food Scraps	Temporary Bin	3-yard Bin	Weekend (i.e. collection on Saturday or Sunday - cost per collection)	$ 68.40	$ 12.07	$ 80.48	$ 8.29	$ 1.46	$ 7.28	$ 97.50	$ 8.39	$ 1.75	$ 7.34	$ 114.98	$ 5.72	$ 1.00	$ 3.31	$ 107.54
13c	Commercial/Multi-family Source-separated Food Scraps	Temporary Bin	4-yard Bin	Same day (same day collection service - cost per collection)	$ 70.17	$ 12.38	$ 82.55	$ 11.05	$ 1.95	$ 6.95	$ 102.50	$ 8.82	$ 1.84	$ 7.72	$ 120.88	$ 6.02	$ 1.06	$ 3.48	$ 113.05
13c	Commercial/Multi-family Source-separated Food Scraps	Temporary Bin	4-yard Bin	Weekly (i.e. Monday collection, with the collection again on the following Monday - cost per collection)	$ 70.17	$ 12.38	$ 82.55	$ 11.05	$ 1.95	$ 6.95	$ 102.50	$ 8.82	$ 1.84	$ 7.72	$ 120.88	$ 6.02	$ 1.06	$ 3.48	$ 113.05
13c	Commercial/Multi-family Source-separated Food Scraps	Temporary Bin	4-yard Bin	Weekend (i.e. collection on Saturday or Sunday - cost per collection)	$ 70.17	$ 12.38	$ 82.55	$ 11.05	$ 1.95	$ 6.95	$ 102.50	$ 8.82	$ 1.84	$ 7.72	$ 120.88	$ 6.02	$ 1.06	$ 3.48	$ 113.05
13d	Commercial/Multi-family Source-separated Food Scraps	Temporary Bin	6-yard Bin	Same day (same day collection service - cost per collection)	$ 73.70	$ 13.01	$ 86.70	$ 16.58	$ 2.93	$ 6.30	$ 112.50	$ 9.68	$ 2.02	$ 8.47	$ 132.67	$ 6.60	$ 1.16	$ 3.82	$ 124.08
13d	Commercial/Multi-family Source-separated Food Scraps	Temporary Bin	6-yard Bin	Weekly (i.e. Monday collection, with the collection again on the following Monday - cost per collection)	$ 73.70	$ 13.01	$ 86.70	$ 16.58	$ 2.93	$ 6.30	$ 112.50	$ 9.68	$ 2.02	$ 8.47	$ 132.67	$ 6.60	$ 1.16	$ 3.82	$ 124.08

#	Sector/Stream	Description	Size	Frequency of Collection	Collection Component (85% Labor and 15% Fuel)			Processing Component	Disposal Component	Non-escalating Capital Component	Total Base Rate	Laguna Hills Regulatory Compliance Cost	Laguna Hills Procurement Cost	Laguna Hills Pavement Impact Cost Component	Total Laguna Hills Rate	Lake Forest Regulatory Compliance Cost	Lake Forest Procurement Cost Component	Lake Forest Pavement Impact Cost Component	Total Lake Forest Rate
					Labor	Fuel	Collection	Clean MRF											
13d	Commercial/Multi-family Source-separated Food Scraps	Temporary Bin	6-yard Bin	Weekend (i.e. collection on Saturday or Sunday - cost per collection)	$ 73.70	$ 13.01	$ 86.70	$ 16.58	$ 2.93	$ 6.30	$ 112.50	$ 9.68	$ 2.02	$ 8.47	$ 132.67	$ 6.60	$ 1.16	$ 3.82	$ 124.08
13e	Commercial/Multi-family Source-separated Food Scraps	Temporary Bin	10-yard Roll-off	Weekly (i.e. Monday collection, with the collection again on the following Monday - cost per collection)	$ 106.72	$ 18.83	$ 125.55	$ 255.00	$ 45.00	$ 13.95	$ 439.50	$ 37.83	$ 7.88	$ 33.10	$ 518.31	$ 25.80	$ 4.53	$ 14.93	$ 484.76
13e	Commercial/Multi-family Source-separated Food Scraps	Temporary Bin	10-yard Roll-off	Weekend (i.e. collection on Saturday or Sunday - cost per collection)	$ 106.72	$ 18.83	$ 125.55	$ 255.00	$ 45.00	$ 13.95	$ 439.50	$ 37.83	$ 7.88	$ 33.10	$ 518.31	$ 25.80	$ 4.53	$ 14.93	$ 484.76
13e	Commercial/Multi-family Source-separated Food Scraps	Temporary Bin	10-yard Roll-off	Same day (same day collection service - cost per collection)	$ 106.72	$ 18.83	$ 125.55	$ 255.00	$ 45.00	$ 13.95	$ 439.50	$ 37.83	$ 7.88	$ 33.10	$ 518.31	$ 25.80	$ 4.53	$ 14.93	$ 484.76
13f	Commercial/Multi-family Source-separated Food Scraps	Temporary Bin	20-yard Roll-off	Weekly (i.e. Monday collection, with the collection again on the following Monday - cost per collection)	$ 106.72	$ 18.83	$ 125.55	$ 191.25	$ 33.75	$ 13.95	$ 364.50	$ 31.38	$ 6.54	$ 27.45	$ 429.86	$ 21.39	$ 3.75	$ 12.39	$ 402.03
13f	Commercial/Multi-family Source-separated Food Scraps	Temporary Bin	20-yard Roll-off	Weekend (i.e. collection on Saturday or Sunday - cost per collection)	$ 106.72	$ 18.83	$ 125.55	$ 191.25	$ 33.75	$ 13.95	$ 364.50	$ 31.38	$ 6.54	$ 27.45	$ 429.86	$ 21.39	$ 3.75	$ 12.39	$ 402.03
13f	Commercial/Multi-family Source-separated Food Scraps	Temporary Bin	20-yard Roll-off	Same day (same day collection service - cost per collection)	$ 106.72	$ 18.83	$ 125.55	$ 191.25	$ 33.75	$ 13.95	$ 364.50	$ 31.38	$ 6.54	$ 27.45	$ 429.86	$ 21.39	$ 3.75	$ 12.39	$ 402.03
13g	Commercial/Multi-family Source-separated Food Scraps	Temporary Bin	25-yard Roll-off	Weekly (i.e. Monday collection, with the collection again on the following Monday - cost per collection)	$ 106.72	$ 18.83	$ 125.55	$ 191.25	$ 33.75	$ 13.95	$ 364.50	$ 31.38	$ 6.54	$ 27.45	$ 429.86	$ 21.39	$ 3.75	$ 12.39	$ 402.03
13g	Commercial/Multi-family Source-separated Food Scraps	Temporary Bin	25-yard Roll-off	Weekend (i.e. collection on Saturday or Sunday - cost per collection)	$ 106.72	$ 18.83	$ 125.55	$ 191.25	$ 33.75	$ 13.95	$ 364.50	$ 31.38	$ 6.54	$ 27.45	$ 429.86	$ 21.39	$ 3.75	$ 12.39	$ 402.03
13g	Commercial/Multi-family Source-separated Food Scraps	Temporary Bin	25-yard Roll-off	Same day (same day collection service - cost per collection)	$ 106.72	$ 18.83	$ 125.55	$ 191.25	$ 33.75	$ 13.95	$ 364.50	$ 31.38	$ 6.54	$ 27.45	$ 429.86	$ 21.39	$ 3.75	$ 12.39	$ 402.03
13h	Commercial/Multi-family Source-separated Food Scraps	Temporary Bin	30-yard Roll-off	Weekly (i.e. Monday collection, with the collection again on the following Monday - cost per collection)	$ 106.72	$ 18.83	$ 125.55	$ 191.25	$ 33.75	$ 13.95	$ 364.50	$ 31.38	$ 6.54	$ 27.45	$ 429.86	$ 21.39	$ 3.75	$ 12.39	$ 402.03
13h	Commercial/Multi-family Source-separated Food Scraps	Temporary Bin	30-yard Roll-off	Weekend (i.e. collection on Saturday or Sunday - cost per collection)	$ 106.72	$ 18.83	$ 125.55	$ 191.25	$ 33.75	$ 13.95	$ 364.50	$ 31.38	$ 6.54	$ 27.45	$ 429.86	$ 21.39	$ 3.75	$ 12.39	$ 402.03
13h	Commercial/Multi-family Source-separated Food Scraps	Temporary Bin	30-yard Roll-off	Same day (same day collection service - cost per collection)	$ 106.72	$ 18.83	$ 125.55	$ 191.25	$ 33.75	$ 13.95	$ 364.50	$ 31.38	$ 6.54	$ 27.45	$ 429.86	$ 21.39	$ 3.75	$ 12.39	$ 402.03
13i	Commercial/Multi-family Source-separated Food Scraps	Temporary Bin	40-yard Roll-off	Weekly (i.e. Monday collection, with the collection again on the following Monday - cost per collection)	$ 106.72	$ 18.83	$ 125.55	$ 159.38	$ 28.13	$ 13.95	$ 327.00	$ 28.15	$ 5.86	$ 24.63	$ 385.64	$ 19.19	$ 3.37	$ 11.11	$ 360.67
13i	Commercial/Multi-family Source-separated Food Scraps	Temporary Bin	40-yard Roll-off	Weekend (i.e. collection on Saturday or Sunday - cost per collection)	$ 106.72	$ 18.83	$ 125.55	$ 159.38	$ 28.13	$ 13.95	$ 327.00	$ 28.15	$ 5.86	$ 24.63	$ 385.64	$ 19.19	$ 3.37	$ 11.11	$ 360.67
13i	Commercial/Multi-family Source-separated Food Scraps	Temporary Bin	40-yard Roll-off	Same day (same day collection service - cost per collection)	$ 106.72	$ 18.83	$ 125.55	$ 159.38	$ 28.13	$ 13.95	$ 327.00	$ 28.15	$ 5.86	$ 24.63	$ 385.64	$ 19.19	$ 3.37	$ 11.11	$ 360.67

14. Temporary Bin and Roll-Off Bin Divertible Service - Source-separated Yard Trimmings

#	Sector/Stream	Description	Size	Frequency of Collection	Collection Component (85% Labor and 15% Fuel)			Processing Component	Disposal Component	Non-escalating Capital Component	Total Base Rate	Compliance Cost Component	Procurement Cost Component	Laguna Hills Pavement Impact Cost Component	Total Laguna Hills Rate	Compliance Cost Component	Lake Forest Procurement Cost Component	Lake Forest Pavement Impact Cost Component	Total Lake Forest Rate
					Labor	Fuel	Collection	Composting											
14a	Commercial/Multi-family Source-separated Yard Trimmings	Temporary Bin	2-yard Bin	Same day (same day collection service - cost per collection)	$ 68.40	$ 12.07	$ 80.48	$ 8.29	$ 1.46	$ 7.28	$ 97.50	$ 8.39	$ 1.75	$ 7.34	$ 114.98	$ 5.72	$ 1.00	$ 3.31	$ 107.54
14a	Commercial/Multi-family Source-separated Yard Trimmings	Temporary Bin	2-yard Bin	Weekly (i.e. Monday collection, with the collection again on the following Monday - cost per collection)	$ 68.40	$ 12.07	$ 80.48	$ 8.29	$ 1.46	$ 7.28	$ 97.50	$ 8.39	$ 1.75	$ 7.34	$ 114.98	$ 5.72	$ 1.00	$ 3.31	$ 107.54
14a	Commercial/Multi-family Source-separated Yard Trimmings	Temporary Bin	2-yard Bin	Weekend (i.e. collection on Saturday or Sunday - cost per collection)	$ 68.40	$ 12.07	$ 80.48	$ 8.29	$ 1.46	$ 7.28	$ 97.50	$ 8.39	$ 1.75	$ 7.34	$ 114.98	$ 5.72	$ 1.00	$ 3.31	$ 107.54
14b	Commercial/Multi-family Source-separated Yard Trimmings	Temporary Bin	3-yard Bin	Same day (same day collection service - cost per collection)	$ 68.40	$ 12.07	$ 80.48	$ 8.29	$ 1.46	$ 7.28	$ 97.50	$ 8.39	$ 1.75	$ 7.34	$ 114.98	$ 5.72	$ 1.00	$ 3.31	$ 107.54
14b	Commercial/Multi-family Source-separated Yard Trimmings	Temporary Bin	3-yard Bin	Weekly (i.e. Monday collection, with the collection again on the following Monday - cost per collection)	$ 68.40	$ 12.07	$ 80.48	$ 8.29	$ 1.46	$ 7.28	$ 97.50	$ 8.39	$ 1.75	$ 7.34	$ 114.98	$ 5.72	$ 1.00	$ 3.31	$ 107.54
14b	Commercial/Multi-family Source-separated Yard Trimmings	Temporary Bin	3-yard Bin	Weekend (i.e. collection on Saturday or Sunday - cost per collection)	$ 68.40	$ 12.07	$ 80.48	$ 8.29	$ 1.46	$ 7.28	$ 97.50	$ 8.39	$ 1.75	$ 7.34	$ 114.98	$ 5.72	$ 1.00	$ 3.31	$ 107.54
14c	Commercial/Multi-family Source-separated Yard Trimmings	Temporary Bin	4-yard Bin	Same day (same day collection service - cost per collection)	$ 70.17	$ 12.38	$ 82.55	$ 11.05	$ 1.95	$ 6.95	$ 102.50	$ 8.82	$ 1.84	$ 7.72	$ 120.88	$ 6.02	$ 1.06	$ 3.48	$ 113.05
14c	Commercial/Multi-family Source-separated Yard Trimmings	Temporary Bin	4-yard Bin	Weekly (i.e. Monday collection, with the collection again on the following Monday - cost per collection)	$ 70.17	$ 12.38	$ 82.55	$ 11.05	$ 1.95	$ 6.95	$ 102.50	$ 8.82	$ 1.84	$ 7.72	$ 120.88	$ 6.02	$ 1.06	$ 3.48	$ 113.05
14c	Commercial/Multi-family Source-separated Yard Trimmings	Temporary Bin	4-yard Bin	Weekend (i.e. collection on Saturday or Sunday - cost per collection)	$ 70.17	$ 12.38	$ 82.55	$ 11.05	$ 1.95	$ 6.95	$ 102.50	$ 8.82	$ 1.84	$ 7.72	$ 120.88	$ 6.02	$ 1.06	$ 3.48	$ 113.05
14d	Commercial/Multi-family Source-separated Yard Trimmings	Temporary Bin	6-yard Bin	Same day (same day collection service - cost per collection)	$ 73.70	$ 13.01	$ 86.70	$ 16.58	$ 2.93	$ 6.30	$ 112.50	$ 9.68	$ 2.02	$ 8.47	$ 132.67	$ 6.60	$ 1.16	$ 3.82	$ 124.08
14d	Commercial/Multi-family Source-separated Yard Trimmings	Temporary Bin	6-yard Bin	Weekly (i.e. Monday collection, with the collection again on the following Monday - cost per collection)	$ 73.70	$ 13.01	$ 86.70	$ 16.58	$ 2.93	$ 6.30	$ 112.50	$ 9.68	$ 2.02	$ 8.47	$ 132.67	$ 6.60	$ 1.16	$ 3.82	$ 124.08
14d	Commercial/Multi-family Source-separated Yard Trimmings	Temporary Bin	6-yard Bin	Weekend (i.e. collection on Saturday or Sunday - cost per collection)	$ 73.70	$ 13.01	$ 86.70	$ 16.58	$ 2.93	$ 6.30	$ 112.50	$ 9.68	$ 2.02	$ 8.47	$ 132.67	$ 6.60	$ 1.16	$ 3.82	$ 124.08
14e	Commercial/Multi-family Source-separated Yard Trimmings	Temporary Bin	10-yard Roll-off	Weekly (i.e. Monday collection, with the collection again on the following Monday - cost per collection)	$ 106.72	$ 18.83	$ 125.55	$ 255.00	$ 45.00	$ 13.95	$ 439.50	$ 37.83	$ 7.88	$ 33.10	$ 518.31	$ 25.80	$ 4.53	$ 14.93	$ 484.76
14e	Commercial/Multi-family Source-separated Yard Trimmings	Temporary Bin	10-yard Roll-off	Weekend (i.e. collection on Saturday or Sunday - cost per collection)	$ 106.72	$ 18.83	$ 125.55	$ 255.00	$ 45.00	$ 13.95	$ 439.50	$ 37.83	$ 7.88	$ 33.10	$ 518.31	$ 25.80	$ 4.53	$ 14.93	$ 484.76
14e	Commercial/Multi-family Source-separated Yard Trimmings	Temporary Bin	10-yard Roll-off	Same day (same day collection service - cost per collection)	$ 106.72	$ 18.83	$ 125.55	$ 255.00	$ 45.00	$ 13.95	$ 439.50	$ 37.83	$ 7.88	$ 33.10	$ 518.31	$ 25.80	$ 4.53	$ 14.93	$ 484.76
14f	Commercial/Multi-family Source-separated Yard Trimmings	Temporary Bin	20-yard Roll-off	Weekly (i.e. Monday collection, with the collection again on the following Monday - cost per collection)	$ 106.72	$ 18.83	$ 125.55	$ 191.25	$ 33.75	$ 13.95	$ 364.50	$ 31.38	$ 6.54	$ 27.45	$ 429.86	$ 21.39	$ 3.75	$ 12.39	$ 402.03
14f	Commercial/Multi-family Source-separated Yard Trimmings	Temporary Bin	20-yard Roll-off	Weekend (i.e. collection on Saturday or Sunday - cost per collection)	$ 106.72	$ 18.83	$ 125.55	$ 191.25	$ 33.75	$ 13.95	$ 364.50	$ 31.38	$ 6.54	$ 27.45	$ 429.86	$ 21.39	$ 3.75	$ 12.39	$ 402.03
14f	Commercial/Multi-family Source-separated Yard Trimmings	Temporary Bin	20-yard Roll-off	Same day (same day collection service - cost per collection)	$ 106.72	$ 18.83	$ 125.55	$ 191.25	$ 33.75	$ 13.95	$ 364.50	$ 31.38	$ 6.54	$ 27.45	$ 429.86	$ 21.39	$ 3.75	$ 12.39	$ 402.03
14g	Commercial/Multi-family Source-separated Yard Trimmings	Temporary Bin	25-yard Roll-off	Weekly (i.e. Monday collection, with the collection again on the following Monday - cost per collection)	$ 106.72	$ 18.83	$ 125.55	$ 191.25	$ 33.75	$ 13.95	$ 364.50	$ 31.38	$ 6.54	$ 27.45	$ 429.86	$ 21.39	$ 3.75	$ 12.39	$ 402.03
14g	Commercial/Multi-family Source-separated Yard Trimmings	Temporary Bin	25-yard Roll-off	Weekend (i.e. collection on Saturday or Sunday - cost per collection)	$ 106.72	$ 18.83	$ 125.55	$ 191.25	$ 33.75	$ 13.95	$ 364.50	$ 31.38	$ 6.54	$ 27.45	$ 429.86	$ 21.39	$ 3.75	$ 12.39	$ 402.03

#	Sector/Stream	Description	Size	Frequency of Collection	Collection Component (85% Labor and 15% Fuel) Labor	Fuel	Collection	Processing Component Clean MRF	Disposal Component	Non-escalating Capital Component	Total Base Rate	Laguna Hills Regulatory Compliance Cost	Laguna Hills Procurement Cost	Laguna Hills Pavement Impact Cost Component	Total Laguna Hills Rate	Lake Forest Regulatory Compliance Cost	Lake Forest Procurement Cost Component	Lake Forest Pavement Impact Cost Component	Total Lake Forest Rate
14g	Commercial/Multi-family Source-separated Yard Trimmings	Temporary Bin	25-yard Roll-off	Same day (same day collection service - cost per collection)	$ 106.72	$ 18.83	$ 125.55	$ 191.25	$ 33.75	$ 13.95	$ 364.50	$ 31.38	$ 6.54	$ 27.45	$ 429.86	$ 21.39	$ 3.75	$ 12.39	$ 402.03
14h	Commercial/Multi-family Source-separated Yard Trimmings	Temporary Bin	30-yard Roll-off	Weekly (i.e. Monday collection, with the collection again on the following Monday - cost per collection)	$ 106.72	$ 18.83	$ 125.55	$ 191.25	$ 33.75	$ 13.95	$ 364.50	$ 31.38	$ 6.54	$ 27.45	$ 429.86	$ 21.39	$ 3.75	$ 12.39	$ 402.03
14h	Commercial/Multi-family Source-separated Yard Trimmings	Temporary Bin	30-yard Roll-off	Weekend (i.e. collection on Saturday or Sunday - cost per collection)	$ 106.72	$ 18.83	$ 125.55	$ 191.25	$ 33.75	$ 13.95	$ 364.50	$ 31.38	$ 6.54	$ 27.45	$ 429.86	$ 21.39	$ 3.75	$ 12.39	$ 402.03
14h	Commercial/Multi-family Source-separated Yard Trimmings	Temporary Bin	30-yard Roll-off	Same day (same day collection service - cost per collection)	$ 106.72	$ 18.83	$ 125.55	$ 191.25	$ 33.75	$ 13.95	$ 364.50	$ 31.38	$ 6.54	$ 27.45	$ 429.86	$ 21.39	$ 3.75	$ 12.39	$ 402.03
14i	Commercial/Multi-family Source-separated Yard Trimmings	Temporary Bin	40-yard Roll-off	Weekly (i.e. Monday collection, with the collection again on the following Monday - cost per collection)	$ 106.72	$ 18.83	$ 125.55	$ 159.38	$ 28.13	$ 13.95	$ 327.00	$ 28.15	$ 5.86	$ 24.63	$ 385.64	$ 19.19	$ 3.37	$ 11.11	$ 360.67
14i	Commercial/Multi-family Source-separated Yard Trimmings	Temporary Bin	40-yard Roll-off	Weekend (i.e. collection on Saturday or Sunday - cost per collection)	$ 106.72	$ 18.83	$ 125.55	$ 159.38	$ 28.13	$ 13.95	$ 327.00	$ 28.15	$ 5.86	$ 24.63	$ 385.64	$ 19.19	$ 3.37	$ 11.11	$ 360.67
14i	Commercial/Multi-family Source-separated Yard Trimmings	Temporary Bin	40-yard Roll-off	Same day (same day collection service - cost per collection)	$ 106.72	$ 18.83	$ 125.55	$ 159.38	$ 28.13	$ 13.95	$ 327.00	$ 28.15	$ 5.86	$ 24.63	$ 385.64	$ 19.19	$ 3.37	$ 11.11	$ 360.67

15. Temporary Bin and Roll-Off Bin Divertible Service - Co-collected Food Scraps and Yard Trimmings

#	Sector/Stream	Description	Size	Frequency of Collection	Collection Component (85% Labor and 15% Fuel) Labor	Fuel	Collection	Processing Component Composting	Disposal Component	Non-escalating Capital Component	Total Base Rate	Compliance Cost Component	Procurement Cost Component	Laguna Hills Pavement Impact Cost Component	Total Laguna Hills Rate	Compliance Cost Component	Lake Forest Procurement Cost Component	Lake Forest Pavement Impact Cost Component	Total Lake Forest Rate
15a	Commercial/Multi-family Co-collected Food Scraps and Yard Trimmings	Temporary Bin	2-yard Bin	Same day (same day collection service - cost per collection)	$ 68.40	$ 12.07	$ 80.48	$ 8.29	$ 1.46	$ 7.28	$ 97.50	$ 8.39	$ 1.75	$ 7.34	$ 114.98	$ 5.72	$ 1.00	$ 3.31	$ 107.54
15a	Commercial/Multi-family Co-collected Food Scraps and Yard Trimmings	Temporary Bin	2-yard Bin	Weekly (i.e. Monday collection, with the collection again on the following Monday - cost per collection)	$ 68.40	$ 12.07	$ 80.48	$ 8.29	$ 1.46	$ 7.28	$ 97.50	$ 8.39	$ 1.75	$ 7.34	$ 114.98	$ 5.72	$ 1.00	$ 3.31	$ 107.54
15a	Commercial/Multi-family Co-collected Food Scraps and Yard Trimmings	Temporary Bin	2-yard Bin	Weekend (i.e. collection on Saturday or Sunday - cost per collection)	$ 68.40	$ 12.07	$ 80.48	$ 8.29	$ 1.46	$ 7.28	$ 97.50	$ 8.39	$ 1.75	$ 7.34	$ 114.98	$ 5.72	$ 1.00	$ 3.31	$ 107.54
15b	Commercial/Multi-family Co-collected Food Scraps and Yard Trimmings	Temporary Bin	3-yard Bin	Same day (same day collection service - cost per collection)	$ 68.40	$ 12.07	$ 80.48	$ 8.29	$ 1.46	$ 7.28	$ 97.50	$ 8.39	$ 1.75	$ 7.34	$ 114.98	$ 5.72	$ 1.00	$ 3.31	$ 107.54
15b	Commercial/Multi-family Co-collected Food Scraps and Yard Trimmings	Temporary Bin	3-yard Bin	Weekly (i.e. Monday collection, with the collection again on the following Monday - cost per collection)	$ 68.40	$ 12.07	$ 80.48	$ 8.29	$ 1.46	$ 7.28	$ 97.50	$ 8.39	$ 1.75	$ 7.34	$ 114.98	$ 5.72	$ 1.00	$ 3.31	$ 107.54
15b	Commercial/Multi-family Co-collected Food Scraps and Yard Trimmings	Temporary Bin	3-yard Bin	Weekend (i.e. collection on Saturday or Sunday - cost per collection)	$ 68.40	$ 12.07	$ 80.48	$ 8.29	$ 1.46	$ 7.28	$ 97.50	$ 8.39	$ 1.75	$ 7.34	$ 114.98	$ 5.72	$ 1.00	$ 3.31	$ 107.54
15c	Commercial/Multi-family Co-collected Food Scraps and Yard Trimmings	Temporary Bin	4-yard Bin	Same day (same day collection service - cost per collection)	$ 70.17	$ 12.38	$ 82.55	$ 11.05	$ 1.95	$ 6.95	$ 102.50	$ 8.82	$ 1.84	$ 7.72	$ 120.88	$ 6.02	$ 1.06	$ 3.48	$ 113.05
15c	Commercial/Multi-family Co-collected Food Scraps and Yard Trimmings	Temporary Bin	4-yard Bin	Weekly (i.e. Monday collection, with the collection again on the following Monday - cost per collection)	$ 70.17	$ 12.38	$ 82.55	$ 11.05	$ 1.95	$ 6.95	$ 102.50	$ 8.82	$ 1.84	$ 7.72	$ 120.88	$ 6.02	$ 1.06	$ 3.48	$ 113.05
15c	Commercial/Multi-family Co-collected Food Scraps and Yard Trimmings	Temporary Bin	4-yard Bin	Weekend (i.e. collection on Saturday or Sunday - cost per collection)	$ 70.17	$ 12.38	$ 82.55	$ 11.05	$ 1.95	$ 6.95	$ 102.50	$ 8.82	$ 1.84	$ 7.72	$ 120.88	$ 6.02	$ 1.06	$ 3.48	$ 113.05
15d	Commercial/Multi-family Co-collected Food Scraps and Yard Trimmings	Temporary Bin	6-yard Bin	Same day (same day collection service - cost per collection)	$ 73.70	$ 13.01	$ 86.70	$ 16.58	$ 2.93	$ 6.30	$ 112.50	$ 9.68	$ 2.02	$ 8.47	$ 132.67	$ 6.60	$ 1.16	$ 3.82	$ 124.08
15d	Commercial/Multi-family Co-collected Food Scraps and Yard Trimmings	Temporary Bin	6-yard Bin	Weekly (i.e. Monday collection, with the collection again on the following Monday - cost per collection)	$ 73.70	$ 13.01	$ 86.70	$ 16.58	$ 2.93	$ 6.30	$ 112.50	$ 9.68	$ 2.02	$ 8.47	$ 132.67	$ 6.60	$ 1.16	$ 3.82	$ 124.08
15d	Commercial/Multi-family Co-collected Food Scraps and Yard Trimmings	Temporary Bin	6-yard Bin	Weekend (i.e. collection on Saturday or Sunday - cost per collection)	$ 73.70	$ 13.01	$ 86.70	$ 16.58	$ 2.93	$ 6.30	$ 112.50	$ 9.68	$ 2.02	$ 8.47	$ 132.67	$ 6.60	$ 1.16	$ 3.82	$ 124.08
15e	Commercial/Multi-family Co-collected Food Scraps and Yard Trimmings	Temporary Bin	10-yard Roll-off	Weekly (i.e. Monday collection, with the collection again on the following Monday - cost per collection)	$ 106.72	$ 18.83	$ 125.55	$ 255.00	$ 45.00	$ 13.95	$ 439.50	$ 37.83	$ 7.88	$ 33.10	$ 518.31	$ 25.80	$ 4.53	$ 14.93	$ 484.76
15e	Commercial/Multi-family Co-collected Food Scraps and Yard Trimmings	Temporary Bin	10-yard Roll-off	Weekend (i.e. collection on Saturday or Sunday - cost per collection)	$ 106.72	$ 18.83	$ 125.55	$ 255.00	$ 45.00	$ 13.95	$ 439.50	$ 37.83	$ 7.88	$ 33.10	$ 518.31	$ 25.80	$ 4.53	$ 14.93	$ 484.76
15e	Commercial/Multi-family Co-collected Food Scraps and Yard Trimmings	Temporary Bin	10-yard Roll-off	Same day (same day collection service - cost per collection)	$ 106.72	$ 18.83	$ 125.55	$ 255.00	$ 45.00	$ 13.95	$ 439.50	$ 37.83	$ 7.88	$ 33.10	$ 518.31	$ 25.80	$ 4.53	$ 14.93	$ 484.76
15f	Commercial/Multi-family Co-collected Food Scraps and Yard Trimmings	Temporary Bin	20-yard Roll-off	Weekly (i.e. Monday collection, with the collection again on the following Monday - cost per collection)	$ 106.72	$ 18.83	$ 125.55	$ 191.25	$ 33.75	$ 13.95	$ 364.50	$ 31.38	$ 6.54	$ 27.45	$ 429.86	$ 21.39	$ 3.75	$ 12.39	$ 402.03
15f	Commercial/Multi-family Co-collected Food Scraps and Yard Trimmings	Temporary Bin	20-yard Roll-off	Weekend (i.e. collection on Saturday or Sunday - cost per collection)	$ 106.72	$ 18.83	$ 125.55	$ 191.25	$ 33.75	$ 13.95	$ 364.50	$ 31.38	$ 6.54	$ 27.45	$ 429.86	$ 21.39	$ 3.75	$ 12.39	$ 402.03
15f	Commercial/Multi-family Co-collected Food Scraps and Yard Trimmings	Temporary Bin	20-yard Roll-off	Same day (same day collection service - cost per collection)	$ 106.72	$ 18.83	$ 125.55	$ 191.25	$ 33.75	$ 13.95	$ 364.50	$ 31.38	$ 6.54	$ 27.45	$ 429.86	$ 21.39	$ 3.75	$ 12.39	$ 402.03
15g	Commercial/Multi-family Co-collected Food Scraps and Yard Trimmings	Temporary Bin	25-yard Roll-off	Weekly (i.e. Monday collection, with the collection again on the following Monday - cost per collection)	$ 106.72	$ 18.83	$ 125.55	$ 191.25	$ 33.75	$ 13.95	$ 364.50	$ 31.38	$ 6.54	$ 27.45	$ 429.86	$ 21.39	$ 3.75	$ 12.39	$ 402.03
15g	Commercial/Multi-family Co-collected Food Scraps and Yard Trimmings	Temporary Bin	25-yard Roll-off	Weekend (i.e. collection on Saturday or Sunday - cost per collection)	$ 106.72	$ 18.83	$ 125.55	$ 191.25	$ 33.75	$ 13.95	$ 364.50	$ 31.38	$ 6.54	$ 27.45	$ 429.86	$ 21.39	$ 3.75	$ 12.39	$ 402.03
15g	Commercial/Multi-family Co-collected Food Scraps and Yard Trimmings	Temporary Bin	25-yard Roll-off	Same day (same day collection service - cost per collection)	$ 106.72	$ 18.83	$ 125.55	$ 191.25	$ 33.75	$ 13.95	$ 364.50	$ 31.38	$ 6.54	$ 27.45	$ 429.86	$ 21.39	$ 3.75	$ 12.39	$ 402.03
15h	Commercial/Multi-family Co-collected Food Scraps and Yard Trimmings	Temporary Bin	30-yard Roll-off	Weekly (i.e. Monday collection, with the collection again on the following Monday - cost per collection)	$ 106.72	$ 18.83	$ 125.55	$ 191.25	$ 33.75	$ 13.95	$ 364.50	$ 31.38	$ 6.54	$ 27.45	$ 429.86	$ 21.39	$ 3.75	$ 12.39	$ 402.03
15h	Commercial/Multi-family Co-collected Food Scraps and Yard Trimmings	Temporary Bin	30-yard Roll-off	Weekend (i.e. collection on Saturday or Sunday - cost per collection)	$ 106.72	$ 18.83	$ 125.55	$ 191.25	$ 33.75	$ 13.95	$ 364.50	$ 31.38	$ 6.54	$ 27.45	$ 429.86	$ 21.39	$ 3.75	$ 12.39	$ 402.03
15h	Commercial/Multi-family Co-collected Food Scraps and Yard Trimmings	Temporary Bin	30-yard Roll-off	Same day (same day collection service - cost per collection)	$ 106.72	$ 18.83	$ 125.55	$ 191.25	$ 33.75	$ 13.95	$ 364.50	$ 31.38	$ 6.54	$ 27.45	$ 429.86	$ 21.39	$ 3.75	$ 12.39	$ 402.03
15i	Commercial/Multi-family Co-collected Food Scraps and Yard Trimmings	Temporary Bin	40-yard Roll-off	Weekly (i.e. Monday collection, with the collection again on the following Monday - cost per collection)	$ 106.72	$ 18.83	$ 125.55	$ 159.38	$ 28.13	$ 13.95	$ 327.00	$ 28.15	$ 5.86	$ 24.63	$ 385.64	$ 19.19	$ 3.37	$ 11.11	$ 360.67
15i	Commercial/Multi-family Co-collected Food Scraps and Yard Trimmings	Temporary Bin	40-yard Roll-off	Weekend (i.e. collection on Saturday or Sunday - cost per collection)	$ 106.72	$ 18.83	$ 125.55	$ 159.38	$ 28.13	$ 13.95	$ 327.00	$ 28.15	$ 5.86	$ 24.63	$ 385.64	$ 19.19	$ 3.37	$ 11.11	$ 360.67
15i	Commercial/Multi-family Co-collected Food Scraps and Yard Trimmings	Temporary Bin	40-yard Roll-off	Same day (same day collection service - cost per collection)	$ 106.72	$ 18.83	$ 125.55	$ 159.38	$ 28.13	$ 13.95	$ 327.00	$ 28.15	$ 5.86	$ 24.63	$ 385.64	$ 19.19	$ 3.37	$ 11.11	$ 360.67

16. Temporary Bin and Roll-Off Box Service - Including 2, 3, 4, and 6 yard Bin Service - Mixed C&D Processing

#	Sector/Stream	Description	Size	Frequency of Collection	Collection Component (85% Labor and 15% Fuel) Labor	Fuel	Collection	Processing Component Mixed C&D	Disposal Component	Non-escalating Capital Component	Total Base Rate	Laguna Hills Regulatory Compliance Cost	Laguna Hills Procurement Cost	Laguna Hills Pavement Impact Cost Component	Total Laguna Hills Rate	Lake Forest Regulatory Compliance Cost	Lake Forest Procurement Cost Component	Lake Forest Pavement Impact Cost Component	Total Lake Forest Rate

#	Sector/Stream	Description	Size	Frequency of Collection	Collection Component (85% Labor and 15% Fuel)			Processing Component	Disposal Component	Non-escalating Capital Component	Total Base Rate	Laguna Hills Regulatory Compliance Cost	Laguna Hills Procurement Cost	Laguna Hills Pavement Impact Cost Component	Total Laguna Hills Rate	Lake Forest Regulatory Compliance Cost	Lake Forest Procurement Cost Component	Lake Forest Pavement Impact Cost Component	Total Lake Forest Rate
					Labor	Fuel	Collection	Clean MRF											
16a	Mixed C&D	Temporary Bin	2-yard Bin	Same day (same day collection service - cost per collection)	$ 110.16	$ 19.44	$ 129.60	$ 54.00	$ 6.00	$ 17.10	$ 206.70	$ 17.79	$ 3.71	$ 15.57	$ 243.77	$ 12.13	$ 2.13	$ 7.02	$ 227.98
16a	Mixed C&D	Temporary Bin	2-yard Bin	Weekly (i.e. Monday collection, with the collection again on the following Monday - cost per collection)	$ 110.16	$ 19.44	$ 129.60	$ 54.00	$ 6.00	$ 17.10	$ 206.70	$ 17.79	$ 3.71	$ 15.57	$ 243.77	$ 12.13	$ 2.13	$ 7.02	$ 227.98
16a	Mixed C&D	Temporary Bin	2-yard Bin	Weekend (i.e. collection on Saturday or Sunday - cost per collection)	$ 110.16	$ 19.44	$ 129.60	$ 54.00	$ 6.00	$ 17.10	$ 206.70	$ 17.79	$ 3.71	$ 15.57	$ 243.77	$ 12.13	$ 2.13	$ 7.02	$ 227.98
16b	Mixed C&D	Temporary Bin	3-yard Bin	Same day (same day collection service - cost per collection)	$ 110.16	$ 19.44	$ 129.60	$ 81.00	$ 9.00	$ 14.40	$ 234.00	$ 20.14	$ 4.20	$ 17.62	$ 275.96	$ 13.73	$ 2.41	$ 7.95	$ 258.10
16b	Mixed C&D	Temporary Bin	3-yard Bin	Weekly (i.e. Monday collection, with the collection again on the following Monday - cost per collection)	$ 110.16	$ 19.44	$ 129.60	$ 81.00	$ 9.00	$ 14.40	$ 234.00	$ 20.14	$ 4.20	$ 17.62	$ 275.96	$ 13.73	$ 2.41	$ 7.95	$ 258.10
16b	Mixed C&D	Temporary Bin	3-yard Bin	Weekend (i.e. collection on Saturday or Sunday - cost per collection)	$ 110.16	$ 19.44	$ 129.60	$ 81.00	$ 9.00	$ 14.40	$ 234.00	$ 20.14	$ 4.20	$ 17.62	$ 275.96	$ 13.73	$ 2.41	$ 7.95	$ 258.10
16c	Mixed C&D	Temporary Bin	4-yard Bin	Same day (same day collection service - cost per collection)	$ 110.16	$ 19.44	$ 129.60	$ 108.00	$ 12.00	$ 11.70	$ 261.30	$ 22.49	$ 4.69	$ 19.68	$ 308.16	$ 15.34	$ 2.69	$ 8.88	$ 288.21
16c	Mixed C&D	Temporary Bin	4-yard Bin	Weekly (i.e. Monday collection, with the collection again on the following Monday - cost per collection)	$ 110.16	$ 19.44	$ 129.60	$ 108.00	$ 12.00	$ 11.70	$ 261.30	$ 22.49	$ 4.69	$ 19.68	$ 308.16	$ 15.34	$ 2.69	$ 8.88	$ 288.21
16c	Mixed C&D	Temporary Bin	4-yard Bin	Weekend (i.e. collection on Saturday or Sunday - cost per collection)	$ 110.16	$ 19.44	$ 129.60	$ 108.00	$ 12.00	$ 11.70	$ 261.30	$ 22.49	$ 4.69	$ 19.68	$ 308.16	$ 15.34	$ 2.69	$ 8.88	$ 288.21
16d	Mixed C&D	Temporary Bin	6-yard Bin	Same day (same day collection service - cost per collection)	$ 110.16	$ 19.44	$ 129.60	$ 162.00	$ 18.00	$ 6.30	$ 315.90	$ 27.19	$ 5.66	$ 23.79	$ 372.55	$ 18.54	$ 3.25	$ 10.73	$ 348.43
16d	Mixed C&D	Temporary Bin	6-yard Bin	Weekly (i.e. Monday collection, with the collection again on the following Monday - cost per collection)	$ 110.16	$ 19.44	$ 129.60	$ 162.00	$ 18.00	$ 6.30	$ 315.90	$ 27.19	$ 5.66	$ 23.79	$ 372.55	$ 18.54	$ 3.25	$ 10.73	$ 348.43
16d	Mixed C&D	Temporary Bin	6-yard Bin	Weekend (i.e. collection on Saturday or Sunday - cost per collection)	$ 110.16	$ 19.44	$ 129.60	$ 162.00	$ 18.00	$ 6.30	$ 315.90	$ 27.19	$ 5.66	$ 23.79	$ 372.55	$ 18.54	$ 3.25	$ 10.73	$ 348.43
16e	Mixed C&D	Temporary Bin	10-yard Roll-off	Weekly (i.e. Monday collection, with the collection again on the following Monday - cost per collection)	$ 213.44	$ 37.67	$ 251.10	$ 540.00	$ 60.00	$ 27.90	$ 879.00	$ 75.66	$ 15.76	$ 66.20	$ 1,036.63	$ 51.59	$ 9.05	$ 29.87	$ 969.51
16e	Mixed C&D	Temporary Bin	10-yard Roll-off	Weekend (i.e. collection on Saturday or Sunday - cost per collection)	$ 213.44	$ 37.67	$ 251.10	$ 540.00	$ 60.00	$ 27.90	$ 879.00	$ 75.66	$ 15.76	$ 66.20	$ 1,036.63	$ 51.59	$ 9.05	$ 29.87	$ 969.51
16e	Mixed C&D	Temporary Bin	10-yard Roll-off	Same day (same day collection service - cost per collection)	$ 213.44	$ 37.67	$ 251.10	$ 540.00	$ 60.00	$ 27.90	$ 879.00	$ 75.66	$ 15.76	$ 66.20	$ 1,036.63	$ 51.59	$ 9.05	$ 29.87	$ 969.51
16f	Mixed C&D	Temporary Bin	20-yard Roll-off	Weekly (i.e. Monday collection, with the collection again on the following Monday - cost per collection)	$ 213.44	$ 37.67	$ 251.10	$ 540.00	$ 60.00	$ 27.90	$ 879.00	$ 75.66	$ 15.76	$ 66.20	$ 1,036.63	$ 51.59	$ 9.05	$ 29.87	$ 969.51
16f	Mixed C&D	Temporary Bin	20-yard Roll-off	Weekend (i.e. collection on Saturday or Sunday - cost per collection)	$ 213.44	$ 37.67	$ 251.10	$ 540.00	$ 60.00	$ 27.90	$ 879.00	$ 75.66	$ 15.76	$ 66.20	$ 1,036.63	$ 51.59	$ 9.05	$ 29.87	$ 969.51
16f	Mixed C&D	Temporary Bin	20-yard Roll-off	Same day (same day collection service - cost per collection)	$ 213.44	$ 37.67	$ 251.10	$ 540.00	$ 60.00	$ 27.90	$ 879.00	$ 75.66	$ 15.76	$ 66.20	$ 1,036.63	$ 51.59	$ 9.05	$ 29.87	$ 969.51
16g	Mixed C&D	Temporary Bin	25-yard Roll-off	Weekly (i.e. Monday collection, with the collection again on the following Monday - cost per collection)	$ 213.44	$ 37.67	$ 251.10	$ 540.00	$ 60.00	$ 27.90	$ 879.00	$ 75.66	$ 15.76	$ 66.20	$ 1,036.63	$ 51.59	$ 9.05	$ 29.87	$ 969.51
16g	Mixed C&D	Temporary Bin	25-yard Roll-off	Weekend (i.e. collection on Saturday or Sunday - cost per collection)	$ 213.44	$ 37.67	$ 251.10	$ 540.00	$ 60.00	$ 27.90	$ 879.00	$ 75.66	$ 15.76	$ 66.20	$ 1,036.63	$ 51.59	$ 9.05	$ 29.87	$ 969.51
16g	Mixed C&D	Temporary Bin	25-yard Roll-off	Same day (same day collection service - cost per collection)	$ 213.44	$ 37.67	$ 251.10	$ 540.00	$ 60.00	$ 27.90	$ 879.00	$ 75.66	$ 15.76	$ 66.20	$ 1,036.63	$ 51.59	$ 9.05	$ 29.87	$ 969.51
16h	Mixed C&D	Temporary Bin	30-yard Roll-off	Weekly (i.e. Monday collection, with the collection again on the following Monday - cost per collection)	$ 213.44	$ 37.67	$ 251.10	$ 540.00	$ 60.00	$ 27.90	$ 879.00	$ 75.66	$ 15.76	$ 66.20	$ 1,036.63	$ 51.59	$ 9.05	$ 29.87	$ 969.51
16h	Mixed C&D	Temporary Bin	30-yard Roll-off	Weekend (i.e. collection on Saturday or Sunday - cost per collection)	$ 213.44	$ 37.67	$ 251.10	$ 540.00	$ 60.00	$ 27.90	$ 879.00	$ 75.66	$ 15.76	$ 66.20	$ 1,036.63	$ 51.59	$ 9.05	$ 29.87	$ 969.51
16h	Mixed C&D	Temporary Bin	30-yard Roll-off	Same day (same day collection service - cost per collection)	$ 213.44	$ 37.67	$ 251.10	$ 540.00	$ 60.00	$ 27.90	$ 879.00	$ 75.66	$ 15.76	$ 66.20	$ 1,036.63	$ 51.59	$ 9.05	$ 29.87	$ 969.51
16i	Mixed C&D	Temporary Bin	40-yard Roll-off	Weekly (i.e. Monday collection, with the collection again on the following Monday - cost per collection)	$ 213.44	$ 37.67	$ 251.10	$ 540.00	$ 60.00	$ 27.90	$ 879.00	$ 75.66	$ 15.76	$ 66.20	$ 1,036.63	$ 51.59	$ 9.05	$ 29.87	$ 969.51
16i	Mixed C&D	Temporary Bin	40-yard Roll-off	Weekend (i.e. collection on Saturday or Sunday - cost per collection)	$ 213.44	$ 37.67	$ 251.10	$ 540.00	$ 60.00	$ 27.90	$ 879.00	$ 75.66	$ 15.76	$ 66.20	$ 1,036.63	$ 51.59	$ 9.05	$ 29.87	$ 969.51
16i	Mixed C&D	Temporary Bin	40-yard Roll-off	Same day (same day collection service - cost per collection)	$ 213.44	$ 37.67	$ 251.10	$ 540.00	$ 60.00	$ 27.90	$ 879.00	$ 75.66	$ 15.76	$ 66.20	$ 1,036.63	$ 51.59	$ 9.05	$ 29.87	$ 969.51

17. Temporary Bin & Roll Off Box Service - Including 2, 3, 4, and 6 yard Bin Service - Direct to Landfill Service

#	Sector/Stream	Description	Size	Frequency of Collection	Collection Component (85% Labor and 15% Fuel)			Disposal Component	Non-escalating Capital Component	Total Base Rate	Laguna Hills Regulatory Compliance Cost	Laguna Hills Procurement Cost	Laguna Hills Pavement Impact Cost Component	Total Laguna Hills Rate	Lake Forest Regulatory Compliance Cost	Lake Forest Procurement Cost Component	Lake Forest Pavement Impact Cost Component	Total Lake Forest Rate
					Labor	Fuel	Collection											
17a	MSW	Temporary Bin	2-yard Bin	Same day (same day collection service - cost per collection)	$ 136.81	$ 24.14	$ 160.95	$ 19.50	$ 14.55	$ 195.00	$ 16.79	$ 3.50	$ 14.69	$ 229.97	$ 11.45	$ 2.01	$ 6.63	$ 215.08
17a	MSW	Temporary Bin	2-yard Bin	Weekly (i.e. Monday collection, with the collection again on the following Monday - cost per collection)	$ 136.81	$ 24.14	$ 160.95	$ 19.50	$ 14.55	$ 195.00	$ 16.79	$ 3.50	$ 14.69	$ 229.97	$ 11.45	$ 2.01	$ 6.63	$ 215.08
17a	MSW	Temporary Bin	2-yard Bin	Weekend (i.e. collection on Saturday or Sunday - cost per collection)	$ 136.81	$ 24.14	$ 160.95	$ 19.50	$ 14.55	$ 195.00	$ 16.79	$ 3.50	$ 14.69	$ 229.97	$ 11.45	$ 2.01	$ 6.63	$ 215.08
17b	MSW	Temporary Bin	3-yard Bin	Same day (same day collection service - cost per collection)	$ 136.81	$ 24.14	$ 160.95	$ 19.50	$ 14.55	$ 195.00	$ 16.79	$ 3.50	$ 14.69	$ 229.97	$ 11.45	$ 2.01	$ 6.63	$ 215.08
17b	MSW	Temporary Bin	3-yard Bin	Weekly (i.e. Monday collection, with the collection again on the following Monday - cost per collection)	$ 136.81	$ 24.14	$ 160.95	$ 19.50	$ 14.55	$ 195.00	$ 16.79	$ 3.50	$ 14.69	$ 229.97	$ 11.45	$ 2.01	$ 6.63	$ 215.08
17b	MSW	Temporary Bin	3-yard Bin	Weekend (i.e. collection on Saturday or Sunday - cost per collection)	$ 136.81	$ 24.14	$ 160.95	$ 19.50	$ 14.55	$ 195.00	$ 16.79	$ 3.50	$ 14.69	$ 229.97	$ 11.45	$ 2.01	$ 6.63	$ 215.08
17c	MSW	Temporary Bin	4-yard Bin	Same day (same day collection service - cost per collection)	$ 140.34	$ 24.77	$ 165.10	$ 26.00	$ 13.90	$ 205.00	$ 17.65	$ 3.68	$ 15.44	$ 241.76	$ 12.03	$ 2.11	$ 6.97	$ 226.11
17c	MSW	Temporary Bin	4-yard Bin	Weekly (i.e. Monday collection, with the collection again on the following Monday - cost per collection)	$ 140.34	$ 24.77	$ 165.10	$ 26.00	$ 13.90	$ 205.00	$ 17.65	$ 3.68	$ 15.44	$ 241.76	$ 12.03	$ 2.11	$ 6.97	$ 226.11

#	Sector/Stream	Description	Size	Frequency of Collection	Collection Component (85% Labor and 15% Fuel)			Processing Component	Disposal Component	Non-escalating Capital Component	Total Base Rate	Laguna Hills Regulatory Compliance Cost	Laguna Hills Procurement Cost	Laguna Hills Pavement Impact Cost Component	Total Laguna Hills Rate	Lake Forest Regulatory Compliance Cost	Lake Forest Procurement Cost Component	Lake Forest Pavement Impact Cost Component	Total Lake Forest Rate
					Labor	Fuel	Collection	Clean MRF											
17c	MSW	Temporary Bin	4-yard Bin	Weekend (i.e. collection on Saturday or Sunday - cost per collection)	$ 140.34	$ 24.77	$ 165.10	$ 26.00		$ 13.90	$ 205.00	$ 17.65	$ 3.68	$ 15.44	$ 241.76	$ 12.03	$ 2.11	$ 6.97	$ 226.11
17d	MSW	Temporary Bin	6-yard Bin	Same day (same day collection service - cost per collection)	$ 147.39	$ 26.01	$ 173.40	$ 39.00		$ 12.60	$ 225.00	$ 19.37	$ 4.03	$ 16.95	$ 265.35	$ 13.21	$ 2.32	$ 7.65	$ 248.17
17d	MSW	Temporary Bin	6-yard Bin	Weekly (i.e. Monday collection, with the collection again on the following Monday - cost per collection)	$ 147.39	$ 26.01	$ 173.40	$ 39.00		$ 12.60	$ 225.00	$ 19.37	$ 4.03	$ 16.95	$ 265.35	$ 13.21	$ 2.32	$ 7.65	$ 248.17
17d	MSW	Temporary Bin	6-yard Bin	Weekend (i.e. collection on Saturday or Sunday - cost per collection)	$ 147.39	$ 26.01	$ 173.40	$ 39.00		$ 12.60	$ 225.00	$ 19.37	$ 4.03	$ 16.95	$ 265.35	$ 13.21	$ 2.32	$ 7.65	$ 248.17
17e	MSW	Temporary Bin	10-yard Roll-off	Weekly (i.e. Monday collection, with the collection again on the following Monday - cost per collection)	$ 213.44	$ 37.67	$ 251.10	$ 600.00		$ 27.90	$ 879.00	$ 75.66	$ 15.76	$ 66.20	$ 1,036.63	$ 51.59	$ 9.05	$ 29.87	$ 969.51
17e	MSW	Temporary Bin	10-yard Roll-off	Weekend (i.e. collection on Saturday or Sunday - cost per collection)	$ 213.44	$ 37.67	$ 251.10	$ 600.00		$ 27.90	$ 879.00	$ 75.66	$ 15.76	$ 66.20	$ 1,036.63	$ 51.59	$ 9.05	$ 29.87	$ 969.51
17e	MSW	Temporary Bin	10-yard Roll-off	Same day (same day collection service - cost per collection)	$ 213.44	$ 37.67	$ 251.10	$ 600.00		$ 27.90	$ 879.00	$ 75.66	$ 15.76	$ 66.20	$ 1,036.63	$ 51.59	$ 9.05	$ 29.87	$ 969.51
17f	MSW	Temporary Bin	20-yard Roll-off	Weekly (i.e. Monday collection, with the collection again on the following Monday - cost per collection)	$ 213.44	$ 37.67	$ 251.10	$ 450.00		$ 27.90	$ 729.00	$ 62.75	$ 13.07	$ 54.91	$ 859.73	$ 42.79	$ 7.51	$ 24.77	$ 804.07
17f	MSW	Temporary Bin	20-yard Roll-off	Weekend (i.e. collection on Saturday or Sunday - cost per collection)	$ 213.44	$ 37.67	$ 251.10	$ 450.00		$ 27.90	$ 729.00	$ 62.75	$ 13.07	$ 54.91	$ 859.73	$ 42.79	$ 7.51	$ 24.77	$ 804.07
17f	MSW	Temporary Bin	20-yard Roll-off	Same day (same day collection service - cost per collection)	$ 213.44	$ 37.67	$ 251.10	$ 450.00		$ 27.90	$ 729.00	$ 62.75	$ 13.07	$ 54.91	$ 859.73	$ 42.79	$ 7.51	$ 24.77	$ 804.07
17g	MSW	Temporary Bin	25-yard Roll-off	Weekly (i.e. Monday collection, with the collection again on the following Monday - cost per collection)	$ 213.44	$ 37.67	$ 251.10	$ 450.00		$ 27.90	$ 729.00	$ 62.75	$ 13.07	$ 54.91	$ 859.73	$ 42.79	$ 7.51	$ 24.77	$ 804.07
17g	MSW	Temporary Bin	25-yard Roll-off	Weekend (i.e. collection on Saturday or Sunday - cost per collection)	$ 213.44	$ 37.67	$ 251.10	$ 450.00		$ 27.90	$ 729.00	$ 62.75	$ 13.07	$ 54.91	$ 859.73	$ 42.79	$ 7.51	$ 24.77	$ 804.07
17g	MSW	Temporary Bin	25-yard Roll-off	Same day (same day collection service - cost per collection)	$ 213.44	$ 37.67	$ 251.10	$ 450.00		$ 27.90	$ 729.00	$ 62.75	$ 13.07	$ 54.91	$ 859.73	$ 42.79	$ 7.51	$ 24.77	$ 804.07
17h	MSW	Temporary Bin	30-yard Roll-off	Weekly (i.e. Monday collection, with the collection again on the following Monday - cost per collection)	$ 213.44	$ 37.67	$ 251.10	$ 450.00		$ 27.90	$ 729.00	$ 62.75	$ 13.07	$ 54.91	$ 859.73	$ 42.79	$ 7.51	$ 24.77	$ 804.07
17h	MSW	Temporary Bin	30-yard Roll-off	Weekend (i.e. collection on Saturday or Sunday - cost per collection)	$ 213.44	$ 37.67	$ 251.10	$ 450.00		$ 27.90	$ 729.00	$ 62.75	$ 13.07	$ 54.91	$ 859.73	$ 42.79	$ 7.51	$ 24.77	$ 804.07
17h	MSW	Temporary Bin	30-yard Roll-off	Same day (same day collection service - cost per collection)	$ 213.44	$ 37.67	$ 251.10	$ 450.00		$ 27.90	$ 729.00	$ 62.75	$ 13.07	$ 54.91	$ 859.73	$ 42.79	$ 7.51	$ 24.77	$ 804.07
17i	MSW	Temporary Bin	40-yard Roll-off	Weekly (i.e. Monday collection, with the collection again on the following Monday - cost per collection)	$ 213.44	$ 37.67	$ 251.10	$ 375.00		$ 27.90	$ 654.00	$ 56.29	$ 11.73	$ 49.26	$ 771.28	$ 38.39	$ 6.73	$ 22.22	$ 721.34
17i	MSW	Temporary Bin	40-yard Roll-off	Weekend (i.e. collection on Saturday or Sunday - cost per collection)	$ 213.44	$ 37.67	$ 251.10	$ 375.00		$ 27.90	$ 654.00	$ 56.29	$ 11.73	$ 49.26	$ 771.28	$ 38.39	$ 6.73	$ 22.22	$ 721.34
17i	MSW	Temporary Bin	40-yard Roll-off	Same day (same day collection service - cost per collection)	$ 213.44	$ 37.67	$ 251.10	$ 375.00		$ 27.90	$ 654.00	$ 56.29	$ 11.73	$ 49.26	$ 771.28	$ 38.39	$ 6.73	$ 22.22	$ 721.34

Attachment D.1 - Maximum Rates to be Charged Assuming Cross-Jurisdictional Efficiencies between Lake Forest and Laguna Hills

Fill in the rates proposed as the maximum rates to customers below for each level of service assuming cross-jurisdictional routing efficiencies between the two cities (Laguna Hills and Lake Forest) and assuming that all Commercial and Multi-family Divertible Materials (i.e. Single-stream Recyclables, Food Scraps and Yard Trimmings) will be provided at a collection rate that is half the cost of equivalent MSW service. MSW rates may include any costs that are not recovered by offering Divertible Materials collection programs at the 50% reduced rate as requested by the City. Rates must be broken down to show the collection cost, disposal cost and capital costs (the capital component will not be escalated). The procedure for adjusting costs throughout the term of the contract appears in **Article 14** of the Agreement. A sample calculation is shown in **Attachment J**. The disposal portion will only be adjusted as that cost actually changes. Disposal costs are a pass through cost and cannot include any mark up, overhead or administrative costs. As the amount of material being collected and handled is increasingly shifting into diversion, providing diversion services at no charge is no longer feasible and therefore is not permitted in this form. Best practices have identified that a Divertible materials collection rate that is 50% of the MSW rate obtains optimal generator participation. As noted in Section 6. MSW Rate Sheet commercial MSW rates may include any costs that are not recovered by offering Divertible Materials collection programs at 50% the rate for MSW. The rate proposed for collection of commercial, multi-family, temporary bin, temporary roll off, permanent roll off and compactor customers for divertible materials must be 50% lower than the rate proposed for collection of MSW materials.

Rates must be submitted in 2025 dollars.

Indicate the selected processing technology for source-seperated food scraps collected at special events using the drop down:	Composting

<-- the selected processing methodology will be shown in the Processing Component cell for the corresponding rate item in **Section 20** below. Proposers will provide further details re: their proposed processing facility for this service line in the corresponding proposal form.

This form will become part of Attachment D.1 to the final Agreement.

18. Special Event Service - Direct to Landfill MSW Service

#	Sector/Stream	Description	Size	Frequency of Collection	Collection Component (85% Labor and 15% Fuel)			Disposal Component		Non-escalating Capital Component	Total Base Rate	Laguna Hills Regulatory Compliance Cost Component	Laguna Hills Procurement Cost Component	Laguna Hills Pavement Impact Cost Component	Total Laguna Hills Rate	Lake Forest Regulatory Compliance Cost	Lake Forest Procurement Cost Component	Lake Forest Pavement Impact Cost Component	Total Lake Forest Rate
					Labor	Fuel	Collection												
18a	Special Event Service	MSW Hauled to Directly to the Landfill	35-gallon Cart	Per container	$ 41.45	$ 7.31	$ 48.76	$ 3.69		$ 5.83	$ 58.28	$ 5.02	$ 1.05	$ 4.39	$ 68.73	$ 3.42	$ 0.60	$ 1.98	$ 64.28
18b	Special Event Service	MSW Hauled to Directly to the Landfill	65-gallon Cart	Per container	$ 41.45	$ 7.31	$ 48.76	$ 6.86		$ 6.18	$ 61.80	$ 5.32	$ 1.11	$ 4.65	$ 72.88	$ 3.63	$ 0.64	$ 2.10	$ 68.16
18c	Special Event Service	MSW Hauled to Directly to the Landfill	95-gallon Cart	Per container	$ 41.45	$ 7.31	$ 48.76	$ 10.02		$ 6.53	$ 65.32	$ 5.62	$ 1.17	$ 4.92	$ 77.03	$ 3.83	$ 0.67	$ 2.22	$ 72.04
18d	Special Event Service	MSW Hauled to Directly to the Landfill	1 Cubic Yard Bin (standalone or half of 2-yard split bin)	Per container	$ 33.16	$ 5.85	$ 39.01	$ 21.32		$ 6.70	$ 67.03	$ 5.77	$ 1.20	$ 5.05	$ 79.05	$ 3.93	$ 0.69	$ 2.28	$ 73.93
18e	Special Event Service	MSW Hauled to Directly to the Landfill	1.5 Cubic Yard Bin (standalone or half of 3-yard split bin)	Per container	$ 33.16	$ 5.85	$ 39.01	$ 31.97		$ 7.89	$ 78.87	$ 6.79	$ 1.41	$ 5.94	$ 93.01	$ 4.63	$ 0.81	$ 2.68	$ 86.99
18f	Special Event Service	MSW Hauled to Directly to the Landfill	2 Cubic Yard Bin (standalone or half of 4-yard split bin)	Per container	$ 33.16	$ 5.85	$ 39.01	$ 42.63		$ 9.07	$ 90.71	$ 7.81	$ 1.63	$ 6.83	$ 106.98	$ 5.32	$ 0.93	$ 3.08	$ 100.05
18g	Special Event Service	MSW Hauled to Directly to the Landfill	3 Cubic Yard Bin (standalone or half of 6-yard split bin)	Per container	$ 42.63	$ 7.52	$ 50.15	$ 63.95		$ 12.68	$ 126.78	$ 10.91	$ 2.27	$ 9.55	$ 149.51	$ 7.44	$ 1.31	$ 4.31	$ 139.83
18h	Special Event Service	MSW Hauled to Directly to the Landfill	4 Cubic Yard Bin	Per container	$ 56.84	$ 10.03	$ 66.87	$ 85.26		$ 16.90	$ 169.04	$ 14.55	$ 3.03	$ 12.73	$ 199.35	$ 9.92	$ 1.74	$ 5.74	$ 186.44
18i	Special Event Service	MSW Hauled to Directly to the Landfill	6 Cubic Yard Bin	Per container	$ 85.26	$ 15.05	$ 100.31	$ 127.89		$ 25.36	$ 253.56	$ 21.83	$ 4.55	$ 19.10	$ 299.02	$ 14.88	$ 2.61	$ 8.62	$ 279.66
18j	Special Event Service	MSW Hauled to Directly to the Landfill	10-yard Roll-off	Per container	$ 213.44	$ 37.67	$ 251.10	$ 600.00	$ -	$ 27.90	$ 879.00	$ 75.66	$ 15.76	$ 66.20	$ 1,036.63	$ 51.59	$ 9.05	$ 29.87	$ 969.51
18k	Special Event Service	MSW Hauled to Directly to the Landfill	20-yard Roll-off	Per container	$ 213.44	$ 37.67	$ 251.10	$ 450.00	$ -	$ 27.90	$ 729.00	$ 62.75	$ 13.07	$ 54.91	$ 859.73	$ 42.79	$ 7.51	$ 24.77	$ 804.07
18l	Special Event Service	MSW Hauled to Directly to the Landfill	25-yard Roll-off	Per container	$ 213.44	$ 37.67	$ 251.10	$ 450.00	$ -	$ 27.90	$ 729.00	$ 62.75	$ 13.07	$ 54.91	$ 859.73	$ 42.79	$ 7.51	$ 24.77	$ 804.07
18m	Special Event Service	MSW Hauled to Directly to the Landfill	30-yard Roll-off	Per container	$ 213.44	$ 37.67	$ 251.10	$ 450.00	$ -	$ 27.90	$ 729.00	$ 62.75	$ 13.07	$ 54.91	$ 859.73	$ 42.79	$ 7.51	$ 24.77	$ 804.07
18n	Special Event Service	MSW Hauled to Directly to the Landfill	40-yard Roll-off	Per container	$ 213.44	$ 37.67	$ 251.10	$ 375.00	$ -	$ 27.90	$ 654.00	$ 56.29	$ 11.73	$ 49.26	$ 771.28	$ 38.39	$ 6.73	$ 22.22	$ 721.34
18o	Special Event Service	MSW Hauled to Directly to the Landfill	20-yard Compactor	Per container	$ 277.47	$ 48.96	$ 326.43	$ 780.00		$ 36.27	$ 1,142.70	$ 98.36	$ 20.49	$ 86.07	$ 1,347.62	$ 67.07	$ 11.77	$ 38.83	$ 1,260.37
18p	Special Event Service	MSW Hauled to Directly to the Landfill	25-yard Compactor	Per container	$ 277.47	$ 48.96	$ 326.43	$ 585.00		$ 36.27	$ 947.70	$ 81.58	$ 16.99	$ 71.38	$ 1,117.65	$ 55.63	$ 9.76	$ 32.20	$ 1,045.29
18q	Special Event Service	MSW Hauled to Directly to the Landfill	30-yard Compactor	Per container	$ 277.47	$ 48.96	$ 326.43	$ 585.00		$ 36.27	$ 947.70	$ 81.58	$ 16.99	$ 71.38	$ 1,117.65	$ 55.63	$ 9.76	$ 32.20	$ 1,045.29
18r	Special Event Service	MSW Hauled to Directly to the Landfill	40-yard Compactor	Per container	$ 277.47	$ 48.96	$ 326.43	$ 585.00		$ 36.27	$ 947.70	$ 81.58	$ 16.99	$ 71.38	$ 1,117.65	$ 55.63	$ 9.76	$ 32.20	$ 1,045.29

19. Special Event Service - Single-Material Recyclables and Single-Stream Recyclables

#	Sector/Stream	Description	Size	Frequency of Collection	Collection Component (85% Labor and 15% Fuel)			Processing Component	Disposal Component	Non-escalating Capital Component	Total Base Rate	Laguna Hills Regulatory Compliance Cost Component	Laguna Hills Procurement Cost Component	Laguna Hills Pavement Impact Cost Component	Total Laguna Hills Rate	Lake Forest Regulatory Compliance Cost	Lake Forest Procurement Cost Component	Lake Forest Pavement Impact Cost Component	Total Lake Forest Rate
					Labor	Fuel	Collection	Clean MRF											
19a	Special Event Service	Single-material and Single-stream Recyclables Service	35-gallon Cart	Per container	$ 20.72	$ 3.66	$ 24.38	$ 1.57	$ 0.28	$ 2.91	$ 29.14	$ 2.51	$ 0.52	$ 2.19	$ 34.37	$ 1.71	$ 0.30	$ 0.99	$ 32.14
19b	Special Event Service	Single-material and Single-stream Recyclables Service	65-gallon Cart	Per container	$ 20.72	$ 3.66	$ 24.38	$ 2.92	$ 0.51	$ 3.09	$ 30.90	$ 2.66	$ 0.55	$ 2.33	$ 36.44	$ 1.81	$ 0.32	$ 1.05	$ 34.08
19c	Special Event Service	Single-material and Single-stream Recyclables Service	95-gallon Cart	Per container	$ 20.72	$ 3.66	$ 24.38	$ 4.26	$ 0.75	$ 3.27	$ 32.66	$ 2.81	$ 0.59	$ 2.46	$ 38.52	$ 1.92	$ 0.34	$ 1.11	$ 36.02
19d	Special Event Service	Single-material and Single-stream Recyclables Service	1 Cubic Yard Bin (standalone or half of 2-yard split bin)	Per container	$ 16.58	$ 2.93	$ 19.50	$ 9.06	$ 1.60	$ 3.35	$ 33.51	$ 2.88	$ 0.60	$ 2.52	$ 39.52	$ 1.97	$ 0.35	$ 1.14	$ 36.96
19e	Special Event Service	Single-material and Single-stream Recyclables Service	1.5 Cubic Yard Bin (standalone or half of 3-yard split bin)	Per container	$ 16.58	$ 2.93	$ 19.50	$ 13.59	$ 2.40	$ 3.94	$ 39.43	$ 3.39	$ 0.71	$ 2.97	$ 46.51	$ 2.31	$ 0.41	$ 1.34	$ 43.49
19f	Special Event Service	Single-material and Single-stream Recyclables Service	2 Cubic Yard Bin (standalone or half of 4-yard split bin)	Per container	$ 16.58	$ 2.93	$ 19.50	$ 18.12	$ 3.20	$ 4.54	$ 45.36	$ 3.90	$ 0.81	$ 3.42	$ 53.49	$ 2.66	$ 0.47	$ 1.54	$ 50.03
19g	Special Event Service	Single-material and Single-stream Recyclables Service	3 Cubic Yard Bin (standalone or half of 6-yard split bin)	Per container	$ 21.32	$ 3.76	$ 25.08	$ 27.18	$ 4.80	$ 6.34	$ 63.39	$ 5.46	$ 1.14	$ 4.77	$ 74.76	$ 3.72	$ 0.65	$ 2.15	$ 69.92
19h	Special Event Service	Single-material and Single-stream Recyclables Service	4 Cubic Yard Bin	Per container	$ 28.42	$ 5.02	$ 33.44	$ 36.24	$ 6.39	$ 8.45	$ 84.52	$ 7.28	$ 1.52	$ 6.37	$ 99.67	$ 4.96	$ 0.87	$ 2.87	$ 93.22
19i	Special Event Service	Single-material and Single-stream Recyclables Service	6 Cubic Yard Bin	Per container	$ 42.63	$ 7.52	$ 50.15	$ 54.35	$ 9.59	$ 12.68	$ 126.78	$ 10.91	$ 2.27	$ 9.55	$ 149.51	$ 7.44	$ 1.31	$ 4.31	$ 139.83
19j	Special Event Service	Single-material and Single-stream Recyclables Service	10-yard Roll-off	Per container	$ 106.72	$ 18.83	$ 125.55	$ 255.00	$ 45.00	$ 13.95	$ 439.50	$ 37.83	$ 7.88	$ 33.10	$ 518.31	$ 25.80	$ 4.53	$ 14.93	$ 484.76
19k	Special Event Service	Single-material and Single-stream Recyclables Service	20-yard Roll-off	Per container	$ 106.72	$ 18.83	$ 125.55	$ 191.25	$ 33.75	$ 13.95	$ 364.50	$ 31.38	$ 6.54	$ 27.45	$ 429.86	$ 21.39	$ 3.75	$ 12.39	$ 402.03
19l	Special Event Service	Single-material and Single-stream Recyclables Service	25-yard Roll-off	Per container	$ 106.72	$ 18.83	$ 125.55	$ 191.25	$ 33.75	$ 13.95	$ 364.50	$ 31.38	$ 6.54	$ 27.45	$ 429.86	$ 21.39	$ 3.75	$ 12.39	$ 402.03
19m	Special Event Service	Single-material and Single-stream Recyclables Service	30-yard Roll-off	Per container	$ 106.72	$ 18.83	$ 125.55	$ 191.25	$ 33.75	$ 13.95	$ 364.50	$ 31.38	$ 6.54	$ 27.45	$ 429.86	$ 21.39	$ 3.75	$ 12.39	$ 402.03
19n	Special Event Service	Single-material and Single-stream Recyclables Service	40-yard Roll-off	Per container	$ 106.72	$ 18.83	$ 125.55	$ 159.38	$ 28.13	$ 13.95	$ 327.00	$ 28.15	$ 5.86	$ 24.63	$ 385.64	$ 19.19	$ 3.37	$ 11.11	$ 360.67
19o	Special Event Service	Single-material and Single-stream Recyclables Service	20-yard Compactor	Per container	$ 138.73	$ 24.48	$ 163.22	$ 331.50	$ 58.50	$ 18.14	$ 571.35	$ 49.18	$ 10.25	$ 43.03	$ 673.81	$ 33.54	$ 5.88	$ 19.42	$ 630.18
19p	Special Event Service	Single-material and Single-stream Recyclables Service	25-yard Compactor	Per container	$ 138.73	$ 24.48	$ 163.22	$ 248.63	$ 43.88	$ 18.14	$ 473.85	$ 40.79	$ 8.50	$ 35.69	$ 558.82	$ 27.81	$ 4.88	$ 16.10	$ 522.64
19q	Special Event Service	Single-material and Single-stream Recyclables Service	30-yard Compactor	Per container	$ 138.73	$ 24.48	$ 163.22	$ 248.63	$ 43.88	$ 18.14	$ 473.85	$ 40.79	$ 8.50	$ 35.69	$ 558.82	$ 27.81	$ 4.88	$ 16.10	$ 522.64
19r	Special Event Service	Single-material and Single-stream Recyclables Service	40-yard Compactor	Per container	$ 138.73	$ 24.48	$ 163.22	$ 248.63	$ 43.88	$ 18.14	$ 473.85	$ 40.79	$ 8.50	$ 35.69	$ 558.82	$ 27.81	$ 4.88	$ 16.10	$ 522.64

20. Special Event Service - Source-separated Food Scraps

#	Sector/Stream	Description	Size	Frequency of Collection	Collection Component (85% Labor and 15% Fuel)			Processing Component	Disposal Component	Non-escalating Capital Component	Total Base Rate	Laguna Hills Regulatory Compliance Cost Component	Laguna Hills Procurement Cost Component	Laguna Hills Pavement Impact Cost Component	Total Laguna Hills Rate	Compliance Cost Component	Lake Forest Procurement Cost Component	Lake Forest Pavement Impact Cost Component	Total Lake Forest Rate
					Labor	Fuel	Collection	Composting											
20a	Special Event Service	Source-separated Food Scraps	35-gallon Cart	Per container	$ 20.72	$ 3.66	$ 24.38	$ 1.57	$ 0.28	$ 2.91	$ 29.14	$ 2.51	$ 0.52	$ 2.19	$ 34.37	$ 1.71	$ 0.30	$ 0.99	$ 32.14
20b	Special Event Service	Source-separated Food Scraps	65-gallon Cart	Per container	$ 20.72	$ 3.66	$ 24.38	$ 2.92	$ 0.51	$ 3.09	$ 30.90	$ 2.66	$ 0.55	$ 2.33	$ 36.44	$ 1.81	$ 0.32	$ 1.05	$ 34.08
20c	Special Event Service	Source-separated Food Scraps	1 Cubic Yard Bin (standalone)	Per container	$ 16.58	$ 2.93	$ 19.50	$ 9.06	$ 1.60	$ 3.35	$ 33.51	$ 2.88	$ 0.60	$ 2.52	$ 39.52	$ 1.97	$ 0.35	$ 1.14	$ 36.96
20d	Special Event Service	Source-separated Food Scraps	1.5 Cubic Yard Bin (standalone)	Per container	$ 16.58	$ 2.93	$ 19.50	$ 13.59	$ 2.40	$ 3.94	$ 39.43	$ 3.39	$ 0.71	$ 2.97	$ 46.51	$ 2.31	$ 0.41	$ 1.34	$ 43.49
20e	Special Event Service	Source-separated Food Scraps	2 Cubic Yard Bin (standalone)	Per container	$ 16.58	$ 2.93	$ 19.50	$ 18.12	$ 3.20	$ 4.54	$ 45.36	$ 3.90	$ 0.81	$ 3.42	$ 53.49	$ 2.66	$ 0.47	$ 1.54	$ 50.03

21. Emergency Service

#	Sector/Stream	Description	Size	Frequency of Collection	Collection Component (85% Labor and 15% Fuel)			Disposal Component	Non-escalating Capital Component	Total Base Rate	Laguna Hills Regulatory Compliance Cost Component	Laguna Hills Procurement Cost Component	Laguna Hills Pavement Impact Cost Component	Total Laguna Hills Rate	Lake Forest Regulatory Compliance Cost	Lake Forest Procurement Cost Component	Lake Forest Pavement Impact Cost Component	Total Lake Forest Rate
					Labor	Fuel	Collection											
21a	Emergency Service	MSW Hauled to Directly to the Landfill	3 Cubic Yard Bin (standalone)	Per container	$ 106.58	$ 18.81	$ 125.39	$ 159.86	$ 31.69	$ 316.94	$ 27.28	$ 5.68	$ 23.87	$ 373.78	$ 18.60	$ 3.26	$ 10.77	$ 349.58

#	Sector/Stream	Description	Size	Frequency of Collection	Collection Component (85% Labor and 15% Fuel)			Disposal Component	Non-escalating Capital Component	Total Base Rate	Laguna Hills Regulatory Compliance Cost Component	Laguna Hills Procurement Cost Component	Laguna Hills Pavement Impact Cost Component	Total Laguna Hills Rate	Lake Forest Regulatory Compliance Cost	Lake Forest Procurement Cost Component	Lake Forest Pavement Impact Cost Component	Total Lake Forest Rate
					Labor	Fuel	Collection											
21b	Emergency Service	MSW Hauled to Directly to the Landfill	4 Cubic Yard Bin	Per container	$ 142.10	$ 25.08	$ 167.18	$ 213.15	$ 42.26	$ 422.59	$ 36.38	$ 7.58	$ 31.83	$ 498.37	$ 24.80	$ 4.35	$ 14.36	$ 466.11
21c	Emergency Service	MSW Hauled to Directly to the Landfill	6 Cubic Yard Bin	Per container	$ 213.16	$ 37.62	$ 250.77	$ 319.73	$ 63.39	$ 633.89	$ 54.56	$ 11.37	$ 47.74	$ 747.56	$ 37.21	$ 6.53	$ 21.54	$ 699.16
21d	Emergency Service	MSW Hauled to Directly to the Landfill	10-yard Roll-off	Per container	$ 426.87	$ 75.33	$ 502.20	$ 1,200.00	$ 55.80	$ 1,758.00	$ 151.32	$ 31.53	$ 132.41	$ 2,073.26	$ 103.19	$ 18.10	$ 59.74	$ 1,939.03
21e	Emergency Service	MSW Hauled to Directly to the Landfill	20-yard Roll-off	Per container	$ 426.87	$ 75.33	$ 502.20	$ 1,200.00	$ 55.80	$ 1,758.00	$ 151.32	$ 31.53	$ 132.41	$ 2,073.26	$ 103.19	$ 18.10	$ 59.74	$ 1,939.03
21f	Emergency Service	MSW Hauled to Directly to the Landfill	25-yard Roll-off	Per container	$ 426.87	$ 75.33	$ 502.20	$ 1,200.00	$ 55.80	$ 1,758.00	$ 151.32	$ 31.53	$ 132.41	$ 2,073.26	$ 103.19	$ 18.10	$ 59.74	$ 1,939.03
21g	Emergency Service	MSW Hauled to Directly to the Landfill	30-yard Roll-off	Per container	$ 426.87	$ 75.33	$ 502.20	$ 1,200.00	$ 55.80	$ 1,758.00	$ 151.32	$ 31.53	$ 132.41	$ 2,073.26	$ 103.19	$ 18.10	$ 59.74	$ 1,939.03
21h	Emergency Service	MSW Hauled to Directly to the Landfill	40-yard Roll-off	Per container	$ 426.87	$ 75.33	$ 502.20	$ 1,200.00	$ 55.80	$ 1,758.00	$ 151.32	$ 31.53	$ 132.41	$ 2,073.26	$ 103.19	$ 18.10	$ 59.74	$ 1,939.03

ATTACHMENT D

Maximum Rates To Be Charged

Fill in the rates proposed as the maximum rates to customers for each level of service. These rates will be adjusted using the methodology in Attachment J, Section 1.B titled 'Adjustment for Processing Component of Annual Rate Based on PPI'.

Rates must be submitted in 2025 dollars.

This form will become part of Attachment D.1 to the final Agreement.

22. Other Services

22a.	Residential Bulky Goods Collection Service (For additional Collections of Bulky Goods from Residential Premises in Excess of Four (4) per year)	$28.10	per pick-up
22b.	Multi-family Bulky Goods Collection Service (For additional Collections of Bulky Goods from Multi-family Premises in Excess of Four (4) per account year)	$28.10	per pick-up
22c.	Commercial Bulky Goods Collection Service (For additional Collections of Bulky Goods from Commercial Premises in Excess of Four (4) per account year)	$39.34	per pick-up
22d.	Residential HHW Collection (For additional Collections of HHW from Residential Premises in Excess of Four (4) Quarterly Pick-ups per year)	$28.10	per pick-up
22e.	Repair and Maintenance of Compactor	$84.30	per hour
22f.	Bin Cleaning Service	$84.30	per Bin
22g.	Cart Cleaning per Section 1.6.1.8 of Attachment B, Scope of Work	$50.58	per Cart
22h.	Bin Replacement/Exchange	$224.80	per Bin
22i.	Commercial Bin Wheel-Out Service (25' - 50')	$39.34	per bin per month
22j.	Commercial Bin Wheel-Out Service (51' - 75')	$48.08	per bin per month
22k.	Residential Backyard Wheel-Out Service for Customers (for Customers that are not a 'Disabled Person' as defined in Attachment A)	$28.10	per month
22l.	Extra Pick-up - Residential Cart	$28.10	per cart
22m.	Extra Pick-up - Commercial/Multi-family Cart	$44.96	per cart
22n.	Extra Pick-up - Commercial/Multi-family Bin	$140.50	per bin
22o.	Roll-off or Compactor Service - False or Dry Run	$281.00	per instance
22p.	Power wash/steam cleaning of enclosure	$196.70	per instance
22q.	Commercial/Multi-family Sunday Collection Service Premium (added to existing rate per container per month)	$126.31	per container per month
22r.	Roll-off/compactor overage charges - Landfill (if max weight is included in rate and load exceeds max weight - include a per ton cost)	$84.30	per ton
22s.	Roll-off/compactor overage charges - Mixed C&D (if max weight is included in rate and load exceeds max weight - include a per ton cost)	$84.30	per ton
22t.	Clean-up Bin Trip Charge	$140.50	per instance
22u.	Clean Up Bin Overweight Charge	$126.31	per ton
22v.	Roll-off Relocation Charge	$121.39	per instance
22w.	Overweight Roll-off Extra Charge if Special Vehicle is Needed to Haul Container in Excess of 10 Tons Loaded Weight (in addition to standard roll-off rate)	$281.00	per instance
22x.	Daily Rental Over 7 Days for Temporary 2,3,4, and 6-yard bins	$11.24	per day
22y.	Daily Rental Over 7 Days for Temporary 10,20,30 and 40-yard bins	$28.10	per day
22z.	Compactor cleaning charge	$196.70	per instance
22aa.	Replacement Residential Kitchen Food Scrap pail - including delivery (For new Residential Customer see Item rr for kitchen pail to be provided and delivered at no charge)	$15.00	per replacement
22bb.	Commercial Resumption of Service Charge (only after discontinuation for non-payment, includes redelivery of containers if removed from premises)	$56.20	per instance
22cc.	Residential Resumption of Service Charge (only after discontinuation for non-payment, includes redelivery of containers if removed from premises)	$56.20	per instance
22dd.	Stinger service / Scout Service - per Container per occurrence	$26.00	per Container per occurrence
22ee.	Locking Bin Installation	$28.10	per instance
22ff.	Emergency Collection, hourly rate for (1) crew and (1) vehicle	$219.18	per hour
22gg.	Bin sensor (Pilot Program described in Section 8.04.G of Contract)	$28.10	per bin sensor per month
22hh.	Bin Sensors (Optional City-Wide Program described in Section 8.04.G.1 of Contract)	$28.10	per bin sensor per month
22ii.	Bin Locking Lids Fee	$10.65	per month
22jj.	Locked Enclosure Gate Fee	$10.65	per month
22kk.	Residential - Non-containerization fee after second and subsequent written notices as described in Attachment B, Section 2.6.1	$39.34	per incident
22ll.	Commercial - Overfull Container Bins or Carts (excludes overweight temporary clean up Bins)	$0.00	no charge
22mm.	Replacement bin sensor (initial replacement at no charge. Second and subsequent replacement bin sensor will be charged at this rate. Rate shall include installation, capital cost, and licensing cost).	$28.10	per bin sensor
22nn.	Cart exchange in excess of 1 free annual exchange per Attachment B (Section 1.6.1.7). Can be exchanged for same or different cart size.	$50.58	per exchange
The Following Services will be provided to a Customer at no additional charge.			
22oo.	Commercial Bin Wheel-Out Service for a distance less than 25 feet.	$0.00	per month
22pp.	Non-damaged residential cart exchange for same or different size Cart up to 1 time per year at no charge per Attachment B, Section 1.6.1.7.	$0.00	per household
22qq.	Damaged Residential Cart replacement	$0.00	per replacement
22rr.	Residential New Customer Food Scraps kitchen pail (includes delivery)	$0.00	no charge
22ss.	Initial Distribution of Single Family Dwelling and Multi-Family unit Kitchen Pails per Sections 2.4.2 and 2.10.3 of Attachment B (includes delivery)	$0.00	no charge

Attachment D.3 - Maximum Rates to be Charged Assuming NO Cross-Jurisdictional Efficiencies between Lake Forest and Laguna Hills - LAGUNA HILLS ONLY RATES
Proposer Cost Assumptions

Instructions: Fill in the cost and productivity assumptions used to develop proposed rates as listed in Tables 1 - 4 below. Failure to provide the requested assumption data will be counted against proposers in the RFP evaluation. Cells shaded in yellow require proposer input.

Table 1: Residential Assumptions

Enter cost assumptions into yellow-shaded area below		
Density of Residential Curbside MSW	72.51	lbs. per cubic yard
Density of Residential Curbside Recyclable Materials	34.02	lbs. per cubic yard
Density of Residential Curbside Co-collected Yard Trimmings and Food Scraps	55.64	lbs. per cubic yard
Fully Burdened Cost per Hour to Operate Residential Side Loader	$ 130.00	$ per hour
Time to service 1 residential cart (includes time on and off route)	0.011	hours
Cost per ton for disposal	$ 42.96	$ per ton
Cost per ton for processing single-stream recyclables	$ 116.87	$ per ton
Composite revenue per ton for sale of single-stream recyclable materials	$ 110.27	$ per ton
Residue percentage of residential single-stream recyclables	29.85%	percent
Gate fee per ton for residential organics taken to a **composting** facility	$ 75.00	per ton
Transfer costs, per ton of residential organics, for transferring materials to proposed composting facility (leave blank if proposer is planning on direct-hauling from collection route to composting facility)		per ton
Revenue per ton for finished compost	$0-$15	per ton
Gate fee per ton for residential organics taken to an **anaerobic digestion (AD)** facility.	$ 102.75	per ton
Transfer costs, per ton of residential organics, for transferring materials to proposed AD facility (leave blank if proposer is planning on direct-hauling from collection route to AD facility)	$ 14.49	per ton
Revenue, including LCFS and RIN credits and revenue from sale of composted digestate, per ton for AD	$20-$30	per ton
Transfer costs, per ton of residential organics, for **transferring** materials to Orange County Waste and Recycling (OCW&R) **Bee Canyon Greenery (11002 Bee Canyon Access Road, Irvine, Ca) composting facility** should this facility accept co-collected organics during the term of the agreement	$ 3.61	per ton
Additional cost (or cost reduction) per ton of residential organics, for **direct-hauling** materials from collection routes directly to OCW&R composting facility **Bee Canyon Greenery** composting facility should this facility accept co-collected organics during the term of the agreement	$ 4.79	per ton
Transfer costs, per ton of residential organics, for **transferring** materials to OCW&R **Capistrano Greenery (32250 Avenida la Pata, SJC, Ca) composting facility** should this facility accept co-collected organics during the term of the agreement	$0.00 since CRR facility is in SJC. Will Direct Haul	per ton
Additional cost (or cost reduction) per ton of residential organics, for **direct-hauling** materials from collection routes directly to **OCW&R Capistrano Greenery** composting facility should this facility accept co-collected organics during the term of the agreement	$0.00 since CRR facility is also in SJC.	per ton
Transfer costs, per ton of residential organics, for **transferring** materials to OCW&R **Valencia Greenery (1942 N. Valencia Ave, Brea) composting facility** should this facility accept co-collected organics during the term of the agreement	$ 11.46	per ton
Additional cost (or cost reduction) per ton of residential organics, for **direct-hauling** materials from collection routes directly to **OCW&R Valencia Greenery** composting facility should this facility accept co-collected organics during the term of the agreement	$ 15.24	per ton

Table 2: Commercial and Multi-family Assumptions

Enter cost assumptions into yellow shaded area below		
Density of Commercial MSW	70.83	lbs. per cubic yard
Density of Commercial Recyclable Materials	65.24	lbs. per cubic yard
Density of Commercial Yard Trimmings	100	lbs. per cubic yard
Density of Commercial Food Scraps	200	lbs. per cubic yard
Density of Commercial Co-collected Food Scraps and Yard Trimmings	105.07	lbs. per cubic yard
Density of Multi-family MSW	70.83	lbs. per cubic yard
Density of Multi-family Recyclable Materials	65.24	lbs. per cubic yard
Density of Multi-family Yard Trimmings	100	lbs. per cubic yard
Density of Multi-family Food Scraps	200	lbs. per cubic yard

Density of Multi-family Co-collected Food Scraps and Yard Trimmings	105.07	lbs. per cubic yard
Time to service commercial/multi-family **CART** (includes time on and off route)	0.083	hours
Time to service commercial/multi-family BIN (includes time on and off route)	0.086	hours
Fully Burdened Cost per Hour to Operate Commercial Cart Collection Vehicle (CNG Vehicle) -	$ 130.00	$ per hour
Fully Burdened Cost per Hour to Operate CNG Commercial Front Loader	$ 130.00	$ per hour
Cost per ton for Residue disposal	$ 42.96	$ per ton
Cost per ton for processing commercial/multi-family single-stream recyclables	$ 75.00	$ per ton
Composite revenue per ton for sale of mixed commercial recyclable materials	$ 85.00	$ per ton
Residue percentage of commercial mixed recyclables	40%	$ per ton
Gate fee per ton for **composting** (exclude transportation)	$ 75.00	$ per ton
Transfer cost per ton of commercial organics taken to proposers' **composting** facility (if the proposer is proposing to transship commercial organics to a composting facility)	$ -	$ per ton
Cost per ton of transporting commercial organics to proposer's **composting** facility if it is direct-hauled to the facility off the collection route	$ 3.38	$ per ton
Revenue per ton for finished compost	$0-$15	$ per ton
Gate fee per ton for **co-digestion** (exclude transportation)	NA	$ per ton
Transfer cost per ton of commercial organics taken to proposer's **co-digestion** facility (if the proposer is proposing to transship commercial organics to a co-digestion facility)	NA	$ per ton
Cost per ton of transporting commercial organics to proposer's **co-digestion** facility if it is direct-hauled to the facility off the collection route	NA	$ per ton
Revenue, including LCFS and RIN credits and revenue from sale of composted digestate, per ton for co-digestion	NA	$ per ton
Gate fee per ton for **anaerobic digestion** (exclude transportation).	$ 139.00	$ per ton
Transfer cost per ton of commercial organics taken to proposer's **anaerobic digestion** facility (if the proposer is proposing to transship commercial organics to an AD facility)	$ 14.49	$ per ton
Cost per ton of transporting commercial organics to proposer's **anaerobic digestion** facility if it is direct-hauled to the facility off the collection route	NA	$ per ton
Revenue, including LCFS and RIN credits and revenue from sale of composted digestate, per ton for AD	$20-$30	$ per ton
Transfer costs, per ton of commercial organics, for **transferring** materials to Orange County Waste and Recycling (OCW&R) **Bee Canyon Greenery (11002 Bee Canyon Access Road, Irvine, Ca) composting facility** should this facility accept co-collected organics during the term of the agreement	$ 3.61	$ per ton
Additional cost (or cost reduction) per ton of commercial organics, for **direct-hauling** materials from collection routes directly to OCW&R composting facility **Bee Canyon Greenery** composting facility should this facility accept co-collected organics during the term of the agreement	$ 4.79	$ per ton
Transfer costs, per ton of commercial organics, for **transferring** materials to OCW&R **Capistrano Greenery (32250 Avenida la Pata, SJC, Ca) composting facility** should this facility accept co-collected organics during the term of the agreement	$0.00 since CRR facility is in SJC. Will Direct Haul	$ per ton
Additional cost (or cost reduction) per ton of commercial organics, for **direct-hauling** materials from collection routes directly to **OCW&R Capistrano Greenery** composting facility should this facility accept co-collected organics during the term of the agreement	$0.00 since CRR facility is also in SJC.	$ per ton
Transfer costs, per ton of commercial organics, for **transferring** materials to OCW&R **Valencia Greenery (1942 N. Valencia Ave, Brea) composting facility** should this facility accept co-collected organics during the term of the agreement	$ 11.46	$ per ton
Additional cost (or cost reduction) per ton of commercial organics, for **direct-hauling** materials from collection routes directly to **OCW&R Valencia Greenery** composting facility should this facility accept co-collected organics during the term of the agreement	$ 15.24	$ per ton
Cost per ton to transfer single-stream recyclables	$ 16.02	$ per ton
Cost per ton to transfer source-separated food scraps	$ 14.49	$ per ton
Cost per ton to transfer MSW	$ 5.41	$ per ton

Table 3. Cost Assumptions for Providing Core Special Services - Residential

	Number of Households in Laguna Hills	Projected Monthly Household Participation Percentage	Expected Number of Monthly Participating Households	Monthly Cost of Providing Service at Projected Participation Levels
Curbside collection of bulky items (includes white goods)	8,201	5.000%	410.05	$ 4,100.50
Mail-back collection of sharps for all SFH and MFH		0.150%	12.30	$ 367.81
Curbside collection of e-waste/u-waste (2 per household per year)		0.250%	20.50	$ 205.03
Curbside collection of HHW (2 per household per year)		0.250%	20.50	$ 205.03

	Number of Households in Laguna Hills	Projected **Annual** Household Participation Percentage	Annual Cost of Providing Annual HHW Collection Event at Projected Participation Levels
Annual HHW Collection Event	8,201	1.8%	17,714

Table 4: Assumed Weights for Temporary Bins, Roll-offs, and Compactors (used for rate items 7 - 17)

Container Size	Single Stream Recyclables	MSW to Landfill	Source-separated Food Scraps	Source-separated Yard Trimmings	Co-collected Food Scraps and Yard Trimmings	Mixed C&D
Temporary - 2 Cubic Yard Bin	0.0500	0.1000	0.3000	0.0950	0.0950	0.4000
Temporary - 3 Cubic Yard Bin	0.0750	0.1500	0.4500	0.1425	0.1425	0.6000
Temporary - 4 Cubic Yard Bin	0.1000	0.2000	0.6000	0.1900	0.1900	0.8000
Temporary - 6 Cubic Yard Bin	0.1500	0.3000	0.9000	0.2850	0.2850	1.2000
Temporary/Permanent - 10 Cubic Yard Roll-off	7.0000	7.0000	7.0000	7.0000	7.0000	7.0000
Temporary/Permanent - 20 Cubic Yard Roll-off	7.0000	7.0000	7.0000	7.0000	7.0000	7.0000
Temporary/Permanent - 25 Cubic Yard Roll-off	7.0000	7.0000	7.0000	7.0000	7.0000	7.0000
Temporary/Permanent - 30 Cubic Yard Roll-off	7.0000	7.0000	7.0000	7.0000	7.0000	7.0000
Temporary/Permanent - 40 Cubic Yard Roll-off	7.0000	7.0000	7.0000	7.0000	7.0000	7.0000
Permanent - 3 Cubic Yard Compactor	0.2250	0.4500	1.3500	0.4275	0.4275	
Permanent - 4 Cubic Yard Compactor	0.3000	0.6000	1.8000	0.5700	0.5700	
Permanent - 6 Cubic Yard Compactor	0.4500	0.9000	2.7000	0.8550	0.8550	
Permanent - 10 Cubic Yard Compactor	10.0000	10.0000	10.0000	10.0000	10.0000	
Permanent - 20 Cubic Yard Compactor	10.0000	10.0000	10.0000	10.0000	10.0000	
Permanent - 25 Cubic Yard Compactor	10.0000	10.0000	10.0000	10.0000	10.0000	
Permanent - 30 Cubic Yard Compactor	10.0000	10.0000	10.0000	10.0000	10.0000	
Permanent - 40 Cubic Yard Compactor	10.0000	10.0000	10.0000	10.0000	10.0000	

Attachment D.3 - Maximum Rates to be Charged Assuming NO Cross-Jurisdictional Efficiencies between Lake Forest and Laguna Hills - LAGUNA HILLS ONLY RATES

Fill in the rates proposed as the maximum rates to LAGUNA HILLS customers below for each level of service assuming NO cross-jurisdictional routing efficiencies between the two cities (Laguna Hills and Lake Forest). Rates must be broken down to show the collection cost, processing cost, disposal cost and capital costs (the capital component will not be escalated using the methodologies described in Attachment J). The procedure for adjusting costs throughout the term of the contract appears in **Article 14** of the Agreement. A sample calculation is shown in **Attachment J**. The disposal portion will only be adjusted as that cost actually changes. Disposal costs are a pass through cost and cannot include any mark up, overhead or administrative costs.

Rates must be submitted in 2025 dollars.

This form will become part of Attachment D.1 to the final Agreement.

1. Residential Basic Level of Service (weekly collection service unless otherwise stated)

#	Sector/Stream	Description	Size	Collection Component (85% Labor and 15% Fuel)			Processing Component	Disposal Component	Non-escalating Capital Component	Total Base Rate	Laguna Hills Regulatory Compliance Cost Component	Laguna Hills Procurement Cost Component	Laguna Hills Pavement Impact Cost Component	Total Laguna Hills Rate
				Labor	Fuel	Collection	Composting							
1a	Residential Curbside Organics	Co-collected Food scraps and Yard Trimmings Processed at a **Composting** Facility	30-35, 60-70, or 90-96 gallon	$ 3.52	$ 0.62	$ 4.15	$ 2.66	$ 0.47	$ 0.81	$ 8.09	$ 0.25	$ 0.04	$ 0.14	$ 8.51
1a	Residential Curbside Organics	Each **additional** Co-collected Food Scraps and Yard Trimmings - Compost	30-35, 60-70, or 90-96 gallon cart	$ 2.35	$ 0.41	$ 2.76	$ 2.66	$ 0.47	$ 0.66	$ 6.55	$ 0.20	$ 0.03	$ 0.11	$ 6.90

#	Sector/Stream	Description	Size	Collection Component (85% Labor and 15% Fuel)			Processing Component	Disposal Component	Non-escalating Capital Component	Total Base Rate	Laguna Hills Regulatory Compliance Cost Component	Laguna Hills Procurement Cost Component	Laguna Hills Pavement Impact Cost Component	Total Laguna Hills Rate
				Labor	Fuel	Collection	Anaerobic Digestion							
1b	Residential Curbside Organics	Co-collected Food scraps and Yard Trimmings Processed at an Anaerobic Digestion Facility	30-35, 60-70, or 90-96 gallon	$ 3.52	$ 0.62	$ 4.15	$ 4.60	$ 0.81	$ 1.06	$ 10.62	$ 0.33	$ 0.05	$ 0.18	$ 11.18
1b	Residential Curbside Organics	Each additional Co-collected Food Scraps and Yard Trimmings - Anaerobic Digestion	30-35, 60-70, or 90-96 gallon cart	$ 2.35	$ 0.41	$ 2.76	$ 4.60	$ 0.81	$ 0.91	$ 9.08	$ 0.28	$ 0.04	$ 0.15	$ 9.56

#	Sector/Stream	Description	Size	Collection Component (85% Labor and 15% Fuel)			Processing Component	Disposal Component	Non-escalating Capital Component	Total Base Rate	Laguna Hills Regulatory Compliance Cost Component	Laguna Hills Procurement Cost Component	Laguna Hills Pavement Impact Cost Component	Total Laguna Hills Rate
				Labor	Fuel	Collection	Clean MRF							
1c	Residential Curbside Recycling	Single-stream recycling cart (up to 2 per household)	30-35, 60-70, or 90-96 gallon	$ 4.41	$ 0.78	$ 5.18	$ (0.15)	$ 0.02	$ 0.56	$ 5.61	$ 0.17	$ 0.03	$ 0.10	$ 5.91
1c	Residential Curbside Recycling	A third, and additional, single-stream recycling cart	30-35, 60-70, or 90-96 gallon cart	$ 2.94	$ 0.52	$ 3.46	$ (0.15)	$ 0.02	$ 0.37	$ 3.69	$ 0.11	$ 0.02	$ 0.06	$ 3.89

#	Sector/Stream	Description	Size	Collection Component (85% Labor and 15% Fuel)			Disposal Component	Non-escalating Capital Component	Total Base Rate	Laguna Hills Regulatory Compliance Cost Component	Laguna Hills Procurement Cost Component	Laguna Hills Pavement Impact Cost Component	Total Laguna Hills Rate
				Labor	Fuel	Collection							
1d	Residential Curbside MSW	MSW Cart to Landfill - Part of Residential Bundle	30-35 gallon cart	$ 4.64	$ 0.82	$ 5.46	$ 1.59	$ 0.78	$ 7.83	$ 0.24	$ 0.04	$ 0.13	$ 8.24
1d	Residential Curbside MSW	MSW Cart to Landfill - Part of Residential Bundle	60-70 gallon cart	$ 4.64	$ 0.82	$ 5.46	$ 2.96	$ 0.93	$ 9.35	$ 0.29	$ 0.05	$ 0.16	$ 9.84
1d	Residential Curbside MSW	MSW Cart to Landfill - Part of Residential Bundle	90-95 gallon cart	$ 4.64	$ 0.82	$ 5.46	$ 4.09	$ 1.06	$ 10.61	$ 0.33	$ 0.05	$ 0.18	$ 11.17
1d	Residential Curbside MSW	Each additional MSW cart to Landfill	30-35 gallon cart	$ 3.09	$ 0.55	$ 3.64	$ 1.59	$ 0.58	$ 5.81	$ 0.18	$ 0.03	$ 0.10	$ 6.12
1d	Residential Curbside MSW	Each additional MSW cart to Landfill	60-70 gallon cart	$ 3.09	$ 0.55	$ 3.64	$ 2.96	$ 0.73	$ 7.33	$ 0.23	$ 0.04	$ 0.12	$ 7.71
1d	Residential Curbside MSW	Each additional MSW cart to Landfill	90-95 gallon cart	$ 3.09	$ 0.55	$ 3.64	$ 4.09	$ 0.86	$ 8.59	$ 0.26	$ 0.04	$ 0.15	$ 9.04

#	Sector	Description	Summary of Service Configuration	Total Laguna Hills Residential 3-cart Rate
1e	Residential 3-cart bundle	30-35 gal MSW, organics to **composting** facility	Residential Option 1e - 30-35 gal MSW Cart: One (1) 30-35 gal MSW; one (1) co-collected food scraps and yard trimmings of any size to **composting** facility; and up to two (2) recycling cart of any size (automatically calculated).	$ 22.66
2e	Residential 3-cart bundle	60-70-gal MSW, organics to **composting** facility	Residential Option 2e - 60-70-gal MSW Cart: One (1) 60-70 gal MSW; one (1) co-collected food scraps and yard trimmings of any size to **composting** facility; and up to two (2) recycling carts of any size (automatically calculated).	$ 24.26
3e	Residential 3-cart bundle	90-95-gal MSW, organics to **composting** facility	Residential Option 3e - 90-95-gal MSW Cart: One (1) 90-95-gal MSW; one (1) co-collected food scraps and yard trimmings of any size to **composting** facility; and up to two (2) recycling carts of any size (automatically calculated).	$ 25.59
1f	Residential 3-cart bundle	30-35 gal MSW, organics to **AD** facility	Residential Option 1f - 30-35 gal MSW Cart: One (1) 30-35 gal MSW; one (1) co-collected food scraps and yard trimmings of any size to **AD** facility; and up to two (2) recycling cart of any size (automatically calculated).	$ 25.33
2f	Residential 3-cart bundle	60-70-gal MSW, organics to **AD** facility	Residential Option 2f - 60-70-gal MSW Cart: One (1) 60-70 gal MSW; one (1) co-collected food scraps and yard trimmings of any size to **AD** facility; and up to two (2) recycling carts of any size (automatically calculated).	$ 26.93
3f	Residential 3-cart bundle	90-95-gal MSW, organics to **AD** facility	Residential Option 3f - 90-95-gal MSW Cart: One (1) 90-95-gal MSW; one (1) co-collected food scraps and yard trimmings of any size to **AD** facility; and up to two (2) recycling carts of any size (automatically calculated).	$ 28.26

#	Sector/Stream	Description	Size	Collection Component (85% Labor and 15% Fuel)			Processing Component	Disposal Component	Non-escalating Capital Component	Total Base Rate	Laguna Hills Regulatory Compliance Cost Component	Laguna Hills Procurement Cost Component	Laguna Hills Pavement Impact Cost Component	Total Laguna Hills Rate
				Labor	Fuel	Collection	Stable Bedding Processing Facility Selected in Proposal Form 26							
1g	Residential stable bedding cart service	Curbside residential cart service for stable bedding generated by equestrian households in residential areas. Stable bedding may be co-collected with Yard Trimmings and Food Scraps.	30-35, 60-70, or 90-96 gallon	$ 3.06	$ 0.54	$ 3.60	$ 30.29	$ 5.35	$ 4.36	$ 43.60	$ 1.14	$ 0.21	$ 0.94	$ 45.89
1g	Residential stable bedding bin service	Bin service for stable bedding generated by equestrian households in residential areas	3-yard bin	$ 10.94	$ 1.93	$ 12.87	$ 121.15	$ 21.38	$ 17.27	$ 172.67	$ 4.53	$ 0.83	$ 3.72	$ 181.76

Attachment D.3 - Maximum Rates to be Charged Assuming NO Cross-Jurisdictional Efficiencies between Lake Forest and Laguna Hills - LAGUNA HILLS ONLY RATES

Fill in the rates proposed as the maximum rates to LAGUNA HILLS customers below for each level of service assuming NO cross-jurisdictional routing efficiencies between the two cities (Laguna Hills and Lake Forest). Rates must be broken down to show the collection cost, processing cost, disposal cost and capital costs (the capital component will not be escalated). The procedure for adjusting costs throughout the term of the contract appears in **Article 14** of the Agreement. A sample calculation is shown in **Attachment J**. The disposal portion will only be adjusted as that cost actually changes. Disposal costs are a pass through cost and cannot include any mark up, overhead or administrative costs. As the amount of material being collected and handled is increasingly shifting into diversion, providing diversion services at no charge is no longer feasible and therefore is not permitted in this form. Best practices have identified that a Divertible materials collection rate that is 50% of the MSW rate obtains optimal generator participation. As noted in Section 6. MSW Rate Sheet commercial MSW rates may include any costs that are not recovered by offering Divertible Materials collection programs at 50% the rate for MSW. The rate proposed for collection of commercial, multi-family, temporary bin, temporary roll off, permanent roll off and compactor customers for divertible materials must be 50% lower than the rate proposed for collection of MSW materials.

Rates must be submitted in 2025 dollars.

Indicate the selected commercial and multi-family source-separated food scrap processing technology using the drop down:	**Composting**	<-- the selected processing methodology will be shown in the Processing Component cell for the corresponding rate item in **Section 3** below. Proposers shall provide further details re: their proposed processing facility for this service line in the corresponding proposal form.
Indicate the selected commercial and multi-family source-separated yard trimmings processing technology using the drop down:	**Composting**	<-- the selected processing methodology will be shown in the Processing Component cell for the corresponding rate item in **Section 4** below. Proposers shall provide further details re: their proposed processing facility for this service line in the corresponding proposal form.
Indicate the selected commercial and multi-family co-collected food scraps and yard trimmings processing technology using the drop down:	**Composting**	<-- the selected processing methodology will be shown in the Processing Component cell for the corresponding rate item in **Section 5** below. Proposers shall provide further details re: their proposed processing facility for this service line in the corresponding proposal form.

This form will become part of Attachment D.1 to the final Agreement.

2. Commercial and Multi-Family Single-Material and Single-Stream Recyclables

#	Sector/Stream	Description	Size	Frequency of Collection	Collection Component (85% Labor and 15% Fuel) Labor	Fuel	Collection	Processing Component Clean MRF	Disposal Component	Non-escalating Capital Component	Total Base Rate	Total Base Rate	Laguna Hills Procurement Cost Component	Laguna Hills Pavement Impact Cost Component	Total Laguna Hills Rate
2a	Commercial and Multi-family Recyclables	Single-stream and Single-stream Recyclables Service	35-gallon Cart	1 pick-up per week	$ 26.11	$ 4.61	$ 30.71	$ 1.98	$ 0.35	$ 3.67	$ 36.71	$ 36.71	$ 0.66	$ 2.77	$ 43.30
2a	Commercial and Multi-family Recyclables	Single-stream and Single-stream Recyclables Service	35-gallon Cart	2 pick-up per week	$ 35.09	$ 6.19	$ 41.28	$ 3.95	$ 0.70	$ 5.10	$ 51.04	$ 51.04	$ 0.92	$ 3.84	$ 60.19
2a	Commercial and Multi-family Recyclables	Single-stream and Single-stream Recyclables Service	35-gallon Cart	3 pick-up per week	$ 40.10	$ 7.08	$ 47.18	$ 5.93	$ 1.05	$ 6.02	$ 60.17	$ 60.17	$ 1.08	$ 4.53	$ 70.96
2a	Commercial and Multi-family Recyclables	Single-stream and Single-stream Recyclables Service	35-gallon Cart	4 pick-up per week	$ 48.46	$ 8.55	$ 57.01	$ 7.91	$ 1.40	$ 7.37	$ 73.68	$ 73.68	$ 1.32	$ 5.55	$ 86.89
2a	Commercial and Multi-family Recyclables	Single-stream and Single-stream Recyclables Service	35-gallon Cart	5 pick-up per week	$ 56.39	$ 9.95	$ 66.34	$ 9.89	$ 1.74	$ 8.66	$ 86.64	$ 86.64	$ 1.55	$ 6.53	$ 102.18
2a	Commercial and Multi-family Recyclables	Single-stream and Single-stream Recyclables Service	35-gallon Cart	6 pick-up per week	$ 63.91	$ 11.28	$ 75.19	$ 11.86	$ 2.09	$ 9.91	$ 99.05	$ 99.05	$ 1.78	$ 7.46	$ 116.82
2b	Commercial and Multi-family Recyclables	Single-stream and Single-stream Recyclables Service	65-gallon Cart	1 pick-up per week	$ 26.11	$ 4.61	$ 30.71	$ 3.67	$ 0.65	$ 3.89	$ 38.93	$ 38.93	$ 0.70	$ 2.93	$ 45.91
2b	Commercial and Multi-family Recyclables	Single-stream and Single-stream Recyclables Service	65-gallon Cart	2 pick-up per week	$ 35.09	$ 6.19	$ 41.28	$ 7.34	$ 1.30	$ 5.55	$ 55.47	$ 55.47	$ 0.99	$ 4.18	$ 65.41
2b	Commercial and Multi-family Recyclables	Single-stream and Single-stream Recyclables Service	65-gallon Cart	3 pick-up per week	$ 40.10	$ 7.08	$ 47.18	$ 11.02	$ 1.94	$ 6.68	$ 66.82	$ 66.82	$ 1.20	$ 5.03	$ 78.80
2b	Commercial and Multi-family Recyclables	Single-stream and Single-stream Recyclables Service	65-gallon Cart	4 pick-up per week	$ 48.46	$ 8.55	$ 57.01	$ 14.69	$ 2.59	$ 8.25	$ 82.54	$ 82.54	$ 1.48	$ 6.22	$ 97.34
2b	Commercial and Multi-family Recyclables	Single-stream and Single-stream Recyclables Service	65-gallon Cart	5 pick-up per week	$ 56.39	$ 9.95	$ 66.34	$ 18.36	$ 3.24	$ 9.77	$ 97.72	$ 97.72	$ 1.75	$ 7.36	$ 115.24
2b	Commercial and Multi-family Recyclables	Single-stream and Single-stream Recyclables Service	65-gallon Cart	6 pick-up per week	$ 63.91	$ 11.28	$ 75.19	$ 22.03	$ 3.89	$ 11.23	$ 112.35	$ 112.35	$ 2.01	$ 8.46	$ 132.49
2c	Commercial and Multi-family Recyclables	Single-stream and Single-stream Recyclables Service	95-gallon Cart	1 pick-up per week	$ 26.11	$ 4.61	$ 30.71	$ 5.37	$ 0.95	$ 4.11	$ 41.14	$ 41.14	$ 0.74	$ 3.10	$ 48.52
2c	Commercial and Multi-family Recyclables	Single-stream and Single-stream Recyclables Service	95-gallon Cart	2 pick-up per week	$ 35.09	$ 6.19	$ 41.28	$ 10.73	$ 1.89	$ 5.99	$ 59.90	$ 59.90	$ 1.07	$ 4.51	$ 70.64
2c	Commercial and Multi-family Recyclables	Single-stream and Single-stream Recyclables Service	95-gallon Cart	3 pick-up per week	$ 40.10	$ 7.08	$ 47.18	$ 16.10	$ 2.84	$ 7.35	$ 73.47	$ 73.47	$ 1.32	$ 5.53	$ 86.64
2c	Commercial and Multi-family Recyclables	Single-stream and Single-stream Recyclables Service	95-gallon Cart	4 pick-up per week	$ 48.46	$ 8.55	$ 57.01	$ 21.47	$ 3.79	$ 9.14	$ 91.40	$ 91.40	$ 1.64	$ 6.88	$ 107.80
2c	Commercial and Multi-family Recyclables	Single-stream and Single-stream Recyclables Service	95-gallon Cart	5 pick-up per week	$ 56.39	$ 9.95	$ 66.34	$ 26.84	$ 4.74	$ 10.88	$ 108.79	$ 108.79	$ 1.95	$ 8.19	$ 128.30
2c	Commercial and Multi-family Recyclables	Single-stream and Single-stream Recyclables Service	95-gallon Cart	6 pick-up per week	$ 63.91	$ 11.28	$ 75.19	$ 32.20	$ 5.68	$ 12.56	$ 125.64	$ 125.64	$ 2.25	$ 9.46	$ 148.17
2d	Commercial and Multi-family Recyclables	Single-stream and Single-stream Recyclables Service	1 Cubic Yard Bin (standalone or half of 2-yard split bin)	1 pick-up per week	$ 20.89	$ 3.69	$ 24.57	$ 11.41	$ 2.01	$ 4.22	$ 42.22	$ 42.22	$ 0.76	$ 3.18	$ 49.79
2d	Commercial and Multi-family Recyclables	Single-stream and Single-stream Recyclables Service	1 Cubic Yard Bin (standalone or half of 2-yard split bin)	2 pick-up per week	$ 28.07	$ 4.95	$ 33.02	$ 22.82	$ 4.03	$ 6.65	$ 66.53	$ 66.53	$ 1.19	$ 5.01	$ 78.46
2d	Commercial and Multi-family Recyclables	Single-stream and Single-stream Recyclables Service	1 Cubic Yard Bin (standalone or half of 2-yard split bin)	3 pick-up per week	$ 32.08	$ 5.66	$ 37.74	$ 34.24	$ 6.04	$ 8.67	$ 86.69	$ 86.69	$ 1.55	$ 6.53	$ 102.24
2d	Commercial and Multi-family Recyclables	Single-stream and Single-stream Recyclables Service	1 Cubic Yard Bin (standalone or half of 2-yard split bin)	4 pick-up per week	$ 38.76	$ 6.84	$ 45.60	$ 45.65	$ 8.06	$ 11.03	$ 110.34	$ 110.34	$ 1.98	$ 8.31	$ 130.13
2d	Commercial and Multi-family Recyclables	Single-stream and Single-stream Recyclables Service	1 Cubic Yard Bin (standalone or half of 2-yard split bin)	5 pick-up per week	$ 45.11	$ 7.96	$ 53.07	$ 57.06	$ 10.07	$ 13.36	$ 133.56	$ 133.56	$ 2.40	$ 10.06	$ 157.51
2d	Commercial and Multi-family Recyclables	Single-stream and Single-stream Recyclables Service	1 Cubic Yard Bin (standalone or half of 2-yard split bin)	6 pick-up per week	$ 51.13	$ 9.02	$ 60.15	$ 68.47	$ 12.08	$ 15.63	$ 156.34	$ 156.34	$ 2.80	$ 11.78	$ 184.38
2e	Commercial and Multi-family Recyclables	Single-stream and Single-stream Recyclables Service	1.5 Cubic Yard Bin (standalone or half of 3-yard split bin)	1 pick-up per week	$ 20.89	$ 3.69	$ 24.57	$ 17.12	$ 3.02	$ 4.97	$ 49.68	$ 49.68	$ 0.89	$ 3.74	$ 58.59
2e	Commercial and Multi-family Recyclables	Single-stream and Single-stream Recyclables Service	1.5 Cubic Yard Bin (standalone or half of 3-yard split bin)	2 pick-up per week	$ 28.07	$ 4.95	$ 33.02	$ 34.24	$ 6.04	$ 8.14	$ 81.45	$ 81.45	$ 1.46	$ 6.13	$ 96.05
2e	Commercial and Multi-family Recyclables	Single-stream and Single-stream Recyclables Service	1.5 Cubic Yard Bin (standalone or half of 3-yard split bin)	3 pick-up per week	$ 32.08	$ 5.66	$ 37.74	$ 51.36	$ 9.06	$ 10.91	$ 109.07	$ 109.07	$ 1.96	$ 8.21	$ 128.63
2e	Commercial and Multi-family Recyclables	Single-stream and Single-stream Recyclables Service	1.5 Cubic Yard Bin (standalone or half of 3-yard split bin)	4 pick-up per week	$ 38.76	$ 6.84	$ 45.60	$ 68.47	$ 12.08	$ 14.02	$ 140.18	$ 140.18	$ 2.51	$ 10.56	$ 165.32
2e	Commercial and Multi-family Recyclables	Single-stream and Single-stream Recyclables Service	1.5 Cubic Yard Bin (standalone or half of 3-yard split bin)	5 pick-up per week	$ 45.11	$ 7.96	$ 53.07	$ 85.59	$ 15.10	$ 17.09	$ 170.86	$ 170.86	$ 3.06	$ 12.87	$ 201.50
2e	Commercial and Multi-family Recyclables	Single-stream and Single-stream Recyclables Service	1.5 Cubic Yard Bin (standalone or half of 3-yard split bin)	6 pick-up per week	$ 51.13	$ 9.02	$ 60.15	$ 102.71	$ 18.13	$ 20.11	$ 201.10	$ 201.10	$ 3.61	$ 15.15	$ 237.16

2f	Commercial and Multi-family Recyclables	Single-stream and Single-stream Recyclables Service	2 Cubic Yard Bin (standalone or half of 4-yard split bin)	1 pick-up per week	$ 20.89	$ 3.69	$ 24.57	$ 22.82	$ 4.03	$ 5.71	$ 57.14	$ 57.14	$ 1.02	$ 4.30	$ 67.38
2f	Commercial and Multi-family Recyclables	Single-stream and Single-stream Recyclables Service	2 Cubic Yard Bin (standalone or half of 4-yard split bin)	2 pick-up per week	$ 28.07	$ 4.95	$ 33.02	$ 45.65	$ 8.06	$ 9.64	$ 96.37	$ 96.37	$ 1.73	$ 7.26	$ 113.65
2f	Commercial and Multi-family Recyclables	Single-stream and Single-stream Recyclables Service	2 Cubic Yard Bin (standalone or half of 4-yard split bin)	3 pick-up per week	$ 32.08	$ 5.66	$ 37.74	$ 68.47	$ 12.08	$ 13.14	$ 131.44	$ 131.44	$ 2.36	$ 9.90	$ 155.02
2f	Commercial and Multi-family Recyclables	Single-stream and Single-stream Recyclables Service	2 Cubic Yard Bin (standalone or half of 4-yard split bin)	4 pick-up per week	$ 38.76	$ 6.84	$ 45.60	$ 91.30	$ 16.11	$ 17.00	$ 170.02	$ 170.02	$ 3.05	$ 12.81	$ 200.51
2f	Commercial and Multi-family Recyclables	Single-stream and Single-stream Recyclables Service	2 Cubic Yard Bin (standalone or half of 4-yard split bin)	5 pick-up per week	$ 45.11	$ 7.96	$ 53.07	$ 114.12	$ 20.14	$ 20.82	$ 208.15	$ 208.15	$ 3.73	$ 15.68	$ 245.48
2f	Commercial and Multi-family Recyclables	Single-stream and Single-stream Recyclables Service	2 Cubic Yard Bin (standalone or half of 4-yard split bin)	6 pick-up per week	$ 51.13	$ 9.02	$ 60.15	$ 136.95	$ 24.17	$ 24.59	$ 245.85	$ 245.85	$ 4.41	$ 18.52	$ 289.94
2g	Commercial and Multi-family Recyclables	Single-stream and Single-stream Recyclables Service	3 Cubic Yard Bin	1 pick-up per week	$ 26.85	$ 4.74	$ 31.59	$ 34.24	$ 6.04	$ 7.99	$ 79.86	$ 79.86	$ 1.43	$ 6.01	$ 94.18
2g	Commercial and Multi-family Recyclables	Single-stream and Single-stream Recyclables Service	3 Cubic Yard Bin	2 pick-up per week	$ 36.09	$ 6.37	$ 42.46	$ 68.47	$ 12.08	$ 13.67	$ 136.69	$ 136.69	$ 2.45	$ 10.29	$ 161.20
2g	Commercial and Multi-family Recyclables	Single-stream and Single-stream Recyclables Service	3 Cubic Yard Bin	3 pick-up per week	$ 41.25	$ 7.28	$ 48.53	$ 102.71	$ 18.13	$ 18.82	$ 188.18	$ 188.18	$ 3.37	$ 14.17	$ 221.93
2g	Commercial and Multi-family Recyclables	Single-stream and Single-stream Recyclables Service	3 Cubic Yard Bin	4 pick-up per week	$ 49.84	$ 8.80	$ 58.63	$ 136.95	$ 24.17	$ 24.42	$ 244.17	$ 244.17	$ 4.38	$ 18.39	$ 287.95
2g	Commercial and Multi-family Recyclables	Single-stream and Single-stream Recyclables Service	3 Cubic Yard Bin	5 pick-up per week	$ 58.00	$ 10.24	$ 68.24	$ 171.19	$ 30.21	$ 29.96	$ 299.59	$ 299.59	$ 5.37	$ 22.56	$ 353.32
2g	Commercial and Multi-family Recyclables	Single-stream and Single-stream Recyclables Service	3 Cubic Yard Bin	6 pick-up per week	$ 65.74	$ 11.60	$ 77.34	$ 205.42	$ 36.25	$ 35.45	$ 354.46	$ 354.46	$ 6.36	$ 26.70	$ 418.02
2h	Commercial and Multi-family Recyclables	Single-stream and Single-stream Recyclables Service	4 Cubic Yard Bin	1 pick-up per week	$ 35.80	$ 6.32	$ 42.12	$ 45.65	$ 8.06	$ 10.65	$ 106.48	$ 106.48	$ 1.91	$ 8.02	$ 125.57
2h	Commercial and Multi-family Recyclables	Single-stream and Single-stream Recyclables Service	4 Cubic Yard Bin	2 pick-up per week	$ 48.12	$ 8.49	$ 56.61	$ 91.30	$ 16.11	$ 18.22	$ 182.25	$ 182.25	$ 3.27	$ 13.73	$ 214.93
2h	Commercial and Multi-family Recyclables	Single-stream and Single-stream Recyclables Service	4 Cubic Yard Bin	3 pick-up per week	$ 55.00	$ 9.71	$ 64.70	$ 136.95	$ 24.17	$ 25.09	$ 250.91	$ 250.91	$ 4.50	$ 18.90	$ 295.90
2h	Commercial and Multi-family Recyclables	Single-stream and Single-stream Recyclables Service	4 Cubic Yard Bin	4 pick-up per week	$ 66.45	$ 11.73	$ 78.18	$ 182.60	$ 32.22	$ 32.56	$ 325.56	$ 325.56	$ 5.84	$ 24.52	$ 383.94
2h	Commercial and Multi-family Recyclables	Single-stream and Single-stream Recyclables Service	4 Cubic Yard Bin	5 pick-up per week	$ 77.34	$ 13.65	$ 90.99	$ 228.25	$ 40.28	$ 39.95	$ 399.46	$ 399.46	$ 7.16	$ 30.09	$ 471.09
2h	Commercial and Multi-family Recyclables	Single-stream and Single-stream Recyclables Service	4 Cubic Yard Bin	6 pick-up per week	$ 87.65	$ 15.47	$ 103.12	$ 273.90	$ 48.33	$ 47.26	$ 472.61		$ 8.48	$ 35.60	$ 557.36
2i	Commercial and Multi-family Recyclables	Single-stream and Single-stream Recyclables Service	6 Cubic Yard Bin	1 pick-up per week	$ 53.71	$ 9.48	$ 63.18	$ 68.47	$ 12.08	$ 15.97	$ 159.71		$ 2.86	$ 12.03	$ 188.35
2i	Commercial and Multi-family Recyclables	Single-stream and Single-stream Recyclables Service	6 Cubic Yard Bin	2 pick-up per week	$ 72.18	$ 12.74	$ 84.92	$ 136.95	$ 24.17	$ 27.34	$ 273.37		$ 4.90	$ 20.59	$ 322.40
2i	Commercial and Multi-family Recyclables	Single-stream and Single-stream Recyclables Service	6 Cubic Yard Bin	3 pick-up per week	$ 82.49	$ 14.56	$ 97.05	$ 205.42	$ 36.25	$ 37.64	$ 376.36		$ 6.75	$ 28.35	$ 443.85
2i	Commercial and Multi-family Recyclables	Single-stream and Single-stream Recyclables Service	6 Cubic Yard Bin	4 pick-up per week	$ 99.68	$ 17.59	$ 117.27	$ 273.90	$ 48.33	$ 48.83	$ 488.34		$ 8.76	$ 36.78	$ 575.91
2i	Commercial and Multi-family Recyclables	Single-stream and Single-stream Recyclables Service	6 Cubic Yard Bin	5 pick-up per week	$ 116.01	$ 20.47	$ 136.48	$ 342.37	$ 60.42	$ 59.92	$ 599.19		$ 10.75	$ 45.13	$ 706.64
2i	Commercial and Multi-family Recyclables	Single-stream and Single-stream Recyclables Service	6 Cubic Yard Bin	6 pick-up per week	$ 131.47	$ 23.20	$ 154.67	$ 410.85	$ 72.50	$ 70.89	$ 708.91	$ 61.02	$ 12.71	$ 53.39	$ 836.04
2j	Commercial and Multi-family Recyclables	Single-stream and Single-stream Recyclables Service	2 Cubic Yard Bin - Vertical Compactor	1 pick-up per week	$ 4.39	$ 24.87	$ 29.26	$ 56.62	$ 9.99	$ 5.67	$ 101.54	$ 5.40	$ 0.95	$ 3.13	$ 111.01
2j	Commercial and Multi-family Recyclables	Single-stream and Single-stream Recyclables Service	2 Cubic Yard Bin - Vertical Compactor	2 pick-up per week	$ 5.90	$ 33.42	$ 39.32	$ 113.24	$ 19.98	$ 9.56	$ 182.10	$ 9.69	$ 1.70	$ 5.61	$ 199.10
2j	Commercial and Multi-family Recyclables	Single-stream and Single-stream Recyclables Service	2 Cubic Yard Bin - Vertical Compactor	3 pick-up per week	$ 6.74	$ 38.20	$ 44.94	$ 169.86	$ 29.97	$ 13.04	$ 257.81	$ 13.71	$ 2.41	$ 7.94	$ 281.87
2j	Commercial and Multi-family Recyclables	Single-stream and Single-stream Recyclables Service	2 Cubic Yard Bin - Vertical Compactor	4 pick-up per week	$ 8.15	$ 46.16	$ 54.30	$ 226.47	$ 39.97	$ 16.87	$ 337.61	$ 17.96	$ 3.15	$ 10.40	$ 369.12
2j	Commercial and Multi-family Recyclables	Single-stream and Single-stream Recyclables Service	2 Cubic Yard Bin - Vertical Compactor	5 pick-up per week	$ 9.48	$ 53.72	$ 63.19	$ 283.09	$ 49.96	$ 20.65	$ 416.90	$ 22.18	$ 3.89	$ 12.84	$ 455.81
2j	Commercial and Multi-family Recyclables	Single-stream and Single-stream Recyclables Service	2 Cubic Yard Bin - Vertical Compactor	6 pick-up per week	$ 10.74	$ 60.88	$ 71.62	$ 339.71	$ 59.95	$ 24.39	$ 495.67	$ 26.37	$ 4.63	$ 15.27	$ 541.94
2k	Commercial and Multi-family Recyclables	Single-stream and Single-stream Recyclables Service	3 Cubic Yard Bin - Vertical Compactor	1 pick-up per week	$ 5.64	$ 31.97	$ 37.62	$ 84.93	$ 14.99	$ 7.92	$ 145.45	$ 7.74	$ 1.36	$ 4.48	$ 159.03
2k	Commercial and Multi-family Recyclables	Single-stream and Single-stream Recyclables Service	3 Cubic Yard Bin - Vertical Compactor	2 pick-up per week	$ 7.58	$ 42.97	$ 50.56	$ 169.86	$ 29.97	$ 13.56	$ 263.95	$ 14.04	$ 2.46	$ 8.13	$ 288.58
2k	Commercial and Multi-family Recyclables	Single-stream and Single-stream Recyclables Service	3 Cubic Yard Bin - Vertical Compactor	3 pick-up per week	$ 8.67	$ 49.11	$ 57.78	$ 254.78	$ 44.96	$ 18.67	$ 376.19	$ 20.01	$ 3.51	$ 11.59	$ 411.31
2k	Commercial and Multi-family Recyclables	Single-stream and Single-stream Recyclables Service	3 Cubic Yard Bin - Vertical Compactor	4 pick-up per week	$ 10.47	$ 59.34	$ 69.81	$ 339.71	$ 59.95	$ 24.23	$ 493.70	$ 26.27	$ 4.61	$ 15.21	$ 539.79
2k	Commercial and Multi-family Recyclables	Single-stream and Single-stream Recyclables Service	3 Cubic Yard Bin - Vertical Compactor	5 pick-up per week	$ 12.19	$ 69.06	$ 81.25	$ 424.64	$ 74.94	$ 29.73	$ 610.55	$ 32.49	$ 5.70	$ 18.81	$ 667.54
2k	Commercial and Multi-family Recyclables	Single-stream and Single-stream Recyclables Service	3 Cubic Yard Bin - Vertical Compactor	6 pick-up per week	$ 13.81	$ 78.27	$ 92.08	$ 509.57	$ 89.92	$ 35.17	$ 726.74	$ 38.67	$ 6.78	$ 22.39	$ 794.58
2l	Commercial and Multi-family Recyclables	Single-stream and Single-stream Recyclables Service	4 Cubic Yard Bin - Vertical Compactor	1 pick-up per week	$ 7.52	$ 42.63	$ 50.15	$ 113.24	$ 19.98	$ 10.56	$ 193.94	$ 10.32	$ 1.81	$ 5.97	$ 212.04
2l	Commercial and Multi-family Recyclables	Single-stream and Single-stream Recyclables Service	4 Cubic Yard Bin - Vertical Compactor	2 pick-up per week	$ 10.11	$ 57.30	$ 67.41	$ 226.47	$ 39.97	$ 18.08	$ 351.93	$ 18.72	$ 3.28	$ 10.84	$ 384.78
2l	Commercial and Multi-family Recyclables	Single-stream and Single-stream Recyclables Service	4 Cubic Yard Bin - Vertical Compactor	3 pick-up per week	$ 11.56	$ 65.48	$ 77.04	$ 339.71	$ 59.95	$ 24.90	$ 501.59	$ 26.69	$ 4.68	$ 15.45	$ 548.41
2l	Commercial and Multi-family Recyclables	Single-stream and Single-stream Recyclables Service	4 Cubic Yard Bin - Vertical Compactor	4 pick-up per week	$ 13.96	$ 79.12	$ 93.09	$ 452.95	$ 79.93	$ 32.30	$ 658.27	$ 35.03	$ 6.14	$ 20.28	$ 719.72
2l	Commercial and Multi-family Recyclables	Single-stream and Single-stream Recyclables Service	4 Cubic Yard Bin - Vertical Compactor	5 pick-up per week	$ 16.25	$ 92.08	$ 108.33	$ 566.18	$ 99.91	$ 39.64	$ 814.07	$ 43.32	$ 7.60	$ 25.08	$ 890.06
2l	Commercial and Multi-family Recyclables	Single-stream and Single-stream Recyclables Service	4 Cubic Yard Bin - Vertical Compactor	6 pick-up per week	$ 18.42	$ 104.36	$ 122.78	$ 679.42	$ 119.90	$ 46.89	$ 968.99	$ 51.56	$ 9.05	$ 29.85	$ 1,059.45

3. Commercial and Multi-Family Source-separated Food Scraps

*Note: Food scraps will only be collected in 35-gal, 65-gal, 1-yard, 1.5 yard, and 2-yard containers. Food scraps will **not** be collected as part of split bin service.*

#	Sector/Stream	Description	Size	Frequency of Collection	Collection Component (85% Labor and 15% Fuel)			Processing Component	Disposal Component	Non-escalating Capital Component	Total Base Rate	Laguna Hills Regulatory Compliance Cost Component	Laguna Hills Procurement Cost Component	Laguna Hills Pavement Impact Cost Component	Total Laguna Hills Rate
					Labor	Fuel	Collection	Composting							
3a	Commercial and Multi-family Food Scraps	Source-separated Food Scraps	35-gallon Cart	1 pick-up per week	$ 26.11	$ 4.61	$ 30.71	$ 1.98	$ 0.35	$ 3.67	$ 36.71	$ 3.16	$ 0.66	$ 2.77	$ 43.30
3a	Commercial and Multi-family Food Scraps	Source-separated Food Scraps	35-gallon Cart	2 pick-up per week	$ 35.09	$ 6.19	$ 41.28	$ 3.95	$ 0.70	$ 5.10	$ 51.04	$ 4.39	$ 0.92	$ 3.84	$ 60.19
3a	Commercial and Multi-family Food Scraps	Source-separated Food Scraps	35-gallon Cart	3 pick-up per week	$ 40.10	$ 7.08	$ 47.18	$ 5.93	$ 1.05	$ 6.02	$ 60.17	$ 5.18	$ 1.08	$ 4.53	$ 70.96

3a	Commercial and Multi-family Food Scraps	Source-separated Food Scraps	35-gallon Cart	4 pick-up per week	$ 48.46	$ 8.55	$ 57.01	$ 7.91	$ 1.40	$ 7.37	$ 73.68	$ 6.34	$ 1.32	$ 5.55	$ 86.89
3a	Commercial and Multi-family Food Scraps	Source-separated Food Scraps	35-gallon Cart	5 pick-up per week	$ 56.39	$ 9.95	$ 66.34	$ 9.89	$ 1.74	$ 8.66	$ 86.64	$ 7.46	$ 1.55	$ 6.53	$ 102.18
3a	Commercial and Multi-family Food Scraps	Source-separated Food Scraps	35-gallon Cart	6 pick-up per week	$ 63.91	$ 11.28	$ 75.19	$ 11.86	$ 2.09	$ 9.91	$ 99.05	$ 8.53	$ 1.78	$ 7.46	$ 116.82
3b	Commercial and Multi-family Food Scraps	Source-separated Food Scraps	65-gallon Cart	1 pick-up per week	$ 26.11	$ 4.61	$ 30.71	$ 3.67	$ 0.65	$ 3.89	$ 38.93	$ 3.35	$ 0.70	$ 2.93	$ 45.91
3b	Commercial and Multi-family Food Scraps	Source-separated Food Scraps	65-gallon Cart	2 pick-up per week	$ 35.09	$ 6.19	$ 41.28	$ 7.34	$ 1.30	$ 5.55	$ 55.47	$ 4.77	$ 0.99	$ 4.18	$ 65.41
3b	Commercial and Multi-family Food Scraps	Source-separated Food Scraps	65-gallon Cart	3 pick-up per week	$ 40.10	$ 7.08	$ 47.18	$ 11.02	$ 1.94	$ 6.68	$ 66.82	$ 5.75	$ 1.20	$ 5.03	$ 78.80
3b	Commercial and Multi-family Food Scraps	Source-separated Food Scraps	65-gallon Cart	4 pick-up per week	$ 48.46	$ 8.55	$ 57.01	$ 14.69	$ 2.59	$ 8.25	$ 82.54	$ 7.10	$ 1.48	$ 6.22	$ 97.34
3b	Commercial and Multi-family Food Scraps	Source-separated Food Scraps	65-gallon Cart	5 pick-up per week	$ 56.39	$ 9.95	$ 66.34	$ 18.36	$ 3.24	$ 9.77	$ 97.72	$ 8.41	$ 1.75	$ 7.36	$ 115.24
3b	Commercial and Multi-family Food Scraps	Source-separated Food Scraps	65-gallon Cart	6 pick-up per week	$ 63.91	$ 11.28	$ 75.19	$ 22.03	$ 3.89	$ 11.23	$ 112.35	$ 9.67	$ 2.01	$ 8.46	$ 132.49
3c	Commercial and Multi-family Food Scraps	Source-separated Food Scraps	1 Cubic Yard Bin	1 pick-up per week	$ 26.11	$ 4.61	$ 30.71	$ 5.37	$ 0.95	$ 4.11	$ 41.14	$ 3.54	$ 0.74	$ 3.10	$ 48.52
3c	Commercial and Multi-family Food Scraps	Source-separated Food Scraps	1 Cubic Yard Bin	2 pick-up per week	$ 35.09	$ 6.19	$ 41.28	$ 10.73	$ 1.89	$ 5.99	$ 59.90	$ 5.16	$ 1.07	$ 4.51	$ 70.64
3c	Commercial and Multi-family Food Scraps	Source-separated Food Scraps	1 Cubic Yard Bin	3 pick-up per week	$ 40.10	$ 7.08	$ 47.18	$ 16.10	$ 2.84	$ 7.35	$ 73.47	$ 6.32	$ 1.32	$ 5.53	$ 86.64
3c	Commercial and Multi-family Food Scraps	Source-separated Food Scraps	1 Cubic Yard Bin	4 pick-up per week	$ 48.46	$ 8.55	$ 57.01	$ 21.47	$ 3.79	$ 9.14	$ 91.40	$ 7.87	$ 1.64	$ 6.88	$ 107.80
3c	Commercial and Multi-family Food Scraps	Source-separated Food Scraps	1 Cubic Yard Bin	5 pick-up per week	$ 56.39	$ 9.95	$ 66.34	$ 26.84	$ 4.74	$ 10.88	$ 108.79	$ 9.36	$ 1.95	$ 8.19	$ 128.30
3c	Commercial and Multi-family Food Scraps	Source-separated Food Scraps	1 Cubic Yard Bin	6 pick-up per week	$ 63.91	$ 11.28	$ 75.19	$ 32.20	$ 5.68	$ 12.56	$ 125.64	$ 10.81	$ 2.25	$ 9.46	$ 148.17
3d	Commercial and Multi-family Food Scraps	Source-separated Food Scraps	1.5 Cubic Yard Bin	1 pick-up per week	$ 20.89	$ 3.69	$ 24.57	$ 11.41	$ 2.01	$ 4.22	$ 42.22	$ 3.63	$ 0.76	$ 3.18	$ 49.79
3d	Commercial and Multi-family Food Scraps	Source-separated Food Scraps	1.5 Cubic Yard Bin	2 pick-up per week	$ 28.07	$ 4.95	$ 33.02	$ 22.82	$ 4.03	$ 6.65	$ 66.53	$ 5.73	$ 1.19	$ 5.01	$ 78.46
3d	Commercial and Multi-family Food Scraps	Source-separated Food Scraps	1.5 Cubic Yard Bin	3 pick-up per week	$ 32.08	$ 5.66	$ 37.74	$ 34.24	$ 6.04	$ 8.67	$ 86.69	$ 7.46	$ 1.55	$ 6.53	$ 102.24
3d	Commercial and Multi-family Food Scraps	Source-separated Food Scraps	1.5 Cubic Yard Bin	4 pick-up per week	$ 38.76	$ 6.84	$ 45.60	$ 45.65	$ 8.06	$ 11.03	$ 110.34	$ 9.50	$ 1.98	$ 8.31	$ 130.13
3d	Commercial and Multi-family Food Scraps	Source-separated Food Scraps	1.5 Cubic Yard Bin	5 pick-up per week	$ 45.11	$ 7.96	$ 53.07	$ 57.06	$ 10.07	$ 13.36	$ 133.56	$ 11.50	$ 2.40	$ 10.06	$ 157.51
3d	Commercial and Multi-family Food Scraps	Source-separated Food Scraps	1.5 Cubic Yard Bin	6 pick-up per week	$ 51.13	$ 9.02	$ 60.15	$ 68.47	$ 12.08	$ 15.63	$ 156.34	$ 13.46	$ 2.80	$ 11.78	$ 184.38
3e	Commercial and Multi-family Food Scraps	Source-separated Food Scraps	2 Cubic Yard Bin	1 pick-up per week	$ 20.89	$ 3.69	$ 24.57	$ 17.12	$ 3.02	$ 4.97	$ 49.68	$ 4.28	$ 0.89	$ 3.74	$ 58.59
3e	Commercial and Multi-family Food Scraps	Source-separated Food Scraps	2 Cubic Yard Bin	2 pick-up per week	$ 28.07	$ 4.95	$ 33.02	$ 34.24	$ 6.04	$ 8.14	$ 81.45	$ 7.01	$ 1.46	$ 6.13	$ 96.05
3e	Commercial and Multi-family Food Scraps	Source-separated Food Scraps	2 Cubic Yard Bin	3 pick-up per week	$ 32.08	$ 5.66	$ 37.74	$ 51.36	$ 9.06	$ 10.91	$ 109.07	$ 9.39	$ 1.96	$ 8.21	$ 128.63
3e	Commercial and Multi-family Food Scraps	Source-separated Food Scraps	2 Cubic Yard Bin	4 pick-up per week	$ 38.76	$ 6.84	$ 45.60	$ 68.47	$ 12.08	$ 14.02	$ 140.18	$ 12.07	$ 2.51	$ 10.56	$ 165.32
3e	Commercial and Multi-family Food Scraps	Source-separated Food Scraps	2 Cubic Yard Bin	5 pick-up per week	$ 45.11	$ 7.96	$ 53.07	$ 85.59	$ 15.10	$ 17.09	$ 170.86	$ 14.71	$ 3.06	$ 12.87	$ 201.50
3e	Commercial and Multi-family Food Scraps	Source-separated Food Scraps	2 Cubic Yard Bin	6 pick-up per week	$ 51.13	$ 9.02	$ 60.15	$ 102.71	$ 18.13	$ 20.11	$ 201.10	$ 17.31	$ 3.61	$ 15.15	$ 237.16

4. Commercial and Multi-Family Source-separated Yard Trimmings

*Note: Yard Trimmings will only be collected in 35-gal, 65-gal, 1-yard, 1.5 yard, and 2-yard containers. Food scraps will **not** be collected as part of split bin service.*

#	Sector/Stream	Description	Size	Frequency of Collection	Collection Component (85% Labor and 15% Fuel)			Processing Component	Disposal Component	Non-escalating Capital Component	Total Base Rate	Laguna Hills Regulatory Compliance Cost Component	Laguna Hills Procurement Cost Component	Laguna Hills Pavement Impact Cost Component	Total Laguna Hills Rate
					Labor	Fuel	Collection	Composting							
4a	Commercial and Multi-family Yard Trimmings	Source-separated Yard Trimmings	35-gallon Cart	1 pick-up per week	$ 26.11	$ 4.61	$ 30.71	$ 1.98	$ 0.35	$ 3.67	$ 36.71	$ 3.16	$ 0.66	$ 2.77	$ 43.30
4a	Commercial and Multi-family Yard Trimmings	Source-separated Yard Trimmings	35-gallon Cart	2 pick-up per week	$ 35.09	$ 6.19	$ 41.28	$ 3.95	$ 0.70	$ 5.10	$ 51.04	$ 4.39	$ 0.92	$ 3.84	$ 60.19
4a	Commercial and Multi-family Yard Trimmings	Source-separated Yard Trimmings	35-gallon Cart	3 pick-up per week	$ 40.10	$ 7.08	$ 47.18	$ 5.93	$ 1.05	$ 6.02	$ 60.17	$ 5.18	$ 1.08	$ 4.53	$ 70.96
4a	Commercial and Multi-family Yard Trimmings	Source-separated Yard Trimmings	35-gallon Cart	4 pick-up per week	$ 48.46	$ 8.55	$ 57.01	$ 7.91	$ 1.40	$ 7.37	$ 73.68	$ 6.34	$ 1.32	$ 5.55	$ 86.89
4a	Commercial and Multi-family Yard Trimmings	Source-separated Yard Trimmings	35-gallon Cart	5 pick-up per week	$ 56.39	$ 9.95	$ 66.34	$ 9.89	$ 1.74	$ 8.66	$ 86.64	$ 7.46	$ 1.55	$ 6.53	$ 102.18
4a	Commercial and Multi-family Yard Trimmings	Source-separated Yard Trimmings	35-gallon Cart	6 pick-up per week	$ 63.91	$ 11.28	$ 75.19	$ 11.86	$ 2.09	$ 9.91	$ 99.05	$ 8.53	$ 1.78	$ 7.46	$ 116.82
4b	Commercial and Multi-family Yard Trimmings	Source-separated Yard Trimmings	65-gallon Cart	1 pick-up per week	$ 26.11	$ 4.61	$ 30.71	$ 3.67	$ 0.65	$ 3.89	$ 38.93	$ 3.35	$ 0.70	$ 2.93	$ 45.91
4b	Commercial and Multi-family Yard Trimmings	Source-separated Yard Trimmings	65-gallon Cart	2 pick-up per week	$ 35.09	$ 6.19	$ 41.28	$ 7.34	$ 1.30	$ 5.55	$ 55.47	$ 4.77	$ 0.99	$ 4.18	$ 65.41
4b	Commercial and Multi-family Yard Trimmings	Source-separated Yard Trimmings	65-gallon Cart	3 pick-up per week	$ 40.10	$ 7.08	$ 47.18	$ 11.02	$ 1.94	$ 6.68	$ 66.82	$ 5.75	$ 1.20	$ 5.03	$ 78.80
4b	Commercial and Multi-family Yard Trimmings	Source-separated Yard Trimmings	65-gallon Cart	4 pick-up per week	$ 48.46	$ 8.55	$ 57.01	$ 14.69	$ 2.59	$ 8.25	$ 82.54	$ 7.10	$ 1.48	$ 6.22	$ 97.34
4b	Commercial and Multi-family Yard Trimmings	Source-separated Yard Trimmings	65-gallon Cart	5 pick-up per week	$ 56.39	$ 9.95	$ 66.34	$ 18.36	$ 3.24	$ 9.77	$ 97.72	$ 8.41	$ 1.75	$ 7.36	$ 115.24
4b	Commercial and Multi-family Yard Trimmings	Source-separated Yard Trimmings	65-gallon Cart	6 pick-up per week	$ 63.91	$ 11.28	$ 75.19	$ 22.03	$ 3.89	$ 11.23	$ 112.35	$ 9.67	$ 2.01	$ 8.46	$ 132.49
4c	Commercial and Multi-family Yard Trimmings	Source-separated Yard Trimmings	1 Cubic Yard Bin	1 pick-up per week	$ 26.11	$ 4.61	$ 30.71	$ 5.37	$ 0.95	$ 4.11	$ 41.14	$ 3.54	$ 0.74	$ 3.10	$ 48.52
4c	Commercial and Multi-family Yard Trimmings	Source-separated Yard Trimmings	1 Cubic Yard Bin	2 pick-up per week	$ 35.09	$ 6.19	$ 41.28	$ 10.73	$ 1.89	$ 5.99	$ 59.90	$ 5.16	$ 1.07	$ 4.51	$ 70.64
4c	Commercial and Multi-family Yard Trimmings	Source-separated Yard Trimmings	1 Cubic Yard Bin	3 pick-up per week	$ 40.10	$ 7.08	$ 47.18	$ 16.10	$ 2.84	$ 7.35	$ 73.47	$ 6.32	$ 1.32	$ 5.53	$ 86.64
4c	Commercial and Multi-family Yard Trimmings	Source-separated Yard Trimmings	1 Cubic Yard Bin	4 pick-up per week	$ 48.46	$ 8.55	$ 57.01	$ 21.47	$ 3.79	$ 9.14	$ 91.40	$ 7.87	$ 1.64	$ 6.88	$ 107.80
4c	Commercial and Multi-family Yard Trimmings	Source-separated Yard Trimmings	1 Cubic Yard Bin	5 pick-up per week	$ 56.39	$ 9.95	$ 66.34	$ 26.84	$ 4.74	$ 10.88	$ 108.79	$ 9.36	$ 1.95	$ 8.19	$ 128.30
4c	Commercial and Multi-family Yard Trimmings	Source-separated Yard Trimmings	1 Cubic Yard Bin	6 pick-up per week	$ 63.91	$ 11.28	$ 75.19	$ 32.20	$ 5.68	$ 12.56	$ 125.64	$ 10.81	$ 2.25	$ 9.46	$ 148.17
4d	Commercial and Multi-family Yard Trimmings	Source-separated Yard Trimmings	1.5 Cubic Yard Bin	1 pick-up per week	$ 20.89	$ 3.69	$ 24.57	$ 11.41	$ 2.01	$ 4.22	$ 42.22	$ 3.63	$ 0.76	$ 3.18	$ 49.79
4d	Commercial and Multi-family Yard Trimmings	Source-separated Yard Trimmings	1.5 Cubic Yard Bin	2 pick-up per week	$ 28.07	$ 4.95	$ 33.02	$ 22.82	$ 4.03	$ 6.65	$ 66.53	$ 5.73	$ 1.19	$ 5.01	$ 78.46
4d	Commercial and Multi-family Yard Trimmings	Source-separated Yard Trimmings	1.5 Cubic Yard Bin	3 pick-up per week	$ 32.08	$ 5.66	$ 37.74	$ 34.24	$ 6.04	$ 8.67	$ 86.69	$ 7.46	$ 1.55	$ 6.53	$ 102.24

4d	Commercial and Multi-family Yard Trimmings	Source-separated Yard Trimmings	1.5 Cubic Yard Bin	4 pick-up per week	$ 38.76	$ 6.84	$ 45.60	$ 45.65	$ 8.06	$ 11.03	$ 110.34	$ 9.50	$ 1.98	$ 8.31	$ 130.13
4d	Commercial and Multi-family Yard Trimmings	Source-separated Yard Trimmings	1.5 Cubic Yard Bin	5 pick-up per week	$ 45.11	$ 7.96	$ 53.07	$ 57.06	$ 10.07	$ 13.36	$ 133.56	$ 11.50	$ 2.40	$ 10.06	$ 157.51
4d	Commercial and Multi-family Yard Trimmings	Source-separated Yard Trimmings	1.5 Cubic Yard Bin	6 pick-up per week	$ 51.13	$ 9.02	$ 60.15	$ 68.47	$ 12.08	$ 15.63	$ 156.34	$ 13.46	$ 2.80	$ 11.78	$ 184.38
4e	Commercial and Multi-family Yard Trimmings	Source-separated Yard Trimmings	2 Cubic Yard Bin	1 pick-up per week	$ 20.89	$ 3.69	$ 24.57	$ 17.12	$ 3.02	$ 4.97	$ 49.68	$ 4.28	$ 0.89	$ 3.74	$ 58.59
4e	Commercial and Multi-family Yard Trimmings	Source-separated Yard Trimmings	2 Cubic Yard Bin	2 pick-up per week	$ 28.07	$ 4.95	$ 33.02	$ 34.24	$ 6.04	$ 8.14	$ 81.45	$ 7.01	$ 1.46	$ 6.13	$ 96.05
4e	Commercial and Multi-family Yard Trimmings	Source-separated Yard Trimmings	2 Cubic Yard Bin	3 pick-up per week	$ 32.08	$ 5.66	$ 37.74	$ 51.36	$ 9.06	$ 10.91	$ 109.07	$ 9.39	$ 1.96	$ 8.21	$ 128.63
4e	Commercial and Multi-family Yard Trimmings	Source-separated Yard Trimmings	2 Cubic Yard Bin	4 pick-up per week	$ 38.76	$ 6.84	$ 45.60	$ 68.47	$ 12.08	$ 14.02	$ 140.18	$ 12.07	$ 2.51	$ 10.56	$ 165.32
4e	Commercial and Multi-family Yard Trimmings	Source-separated Yard Trimmings	2 Cubic Yard Bin	5 pick-up per week	$ 45.11	$ 7.96	$ 53.07	$ 85.59	$ 15.10	$ 17.09	$ 170.86	$ 14.71	$ 3.06	$ 12.87	$ 201.50
4e	Commercial and Multi-family Yard Trimmings	Source-separated Yard Trimmings	2 Cubic Yard Bin	6 pick-up per week	$ 51.13	$ 9.02	$ 60.15	$ 102.71	$ 18.13	$ 20.11	$ 201.10	$ 17.31	$ 3.61	$ 15.15	$ 237.16
4f	Commercial and Multi-family Yard Trimmings	Source-separated Yard Trimmings	3 Cubic Yard Bin	1 pick-up per week	$ 26.85	$ 4.74	$ 31.59	$ 34.24	$ 6.04	$ 7.99	$ 79.86	$ 6.87	$ 1.43	$ 6.01	$ 94.18
4f	Commercial and Multi-family Yard Trimmings	Source-separated Yard Trimmings	3 Cubic Yard Bin	2 pick-up per week	$ 36.09	$ 6.37	$ 42.46	$ 68.47	$ 12.08	$ 13.67	$ 136.69	$ 11.77	$ 2.45	$ 10.29	$ 161.20
4f	Commercial and Multi-family Yard Trimmings	Source-separated Yard Trimmings	3 Cubic Yard Bin	3 pick-up per week	$ 41.25	$ 7.28	$ 48.53	$ 102.71	$ 18.13	$ 18.82	$ 188.18	$ 16.20	$ 3.37	$ 14.17	$ 221.93
4f	Commercial and Multi-family Yard Trimmings	Source-separated Yard Trimmings	3 Cubic Yard Bin	4 pick-up per week	$ 49.84	$ 8.80	$ 58.63	$ 136.95	$ 24.17	$ 24.42	$ 244.17	$ 21.02	$ 4.38	$ 18.39	$ 287.95
4f	Commercial and Multi-family Yard Trimmings	Source-separated Yard Trimmings	3 Cubic Yard Bin	5 pick-up per week	$ 58.00	$ 10.24	$ 68.24	$ 171.19	$ 30.21	$ 29.96	$ 299.59	$ 25.79	$ 5.37	$ 22.56	$ 353.32
4f	Commercial and Multi-family Yard Trimmings	Source-separated Yard Trimmings	3 Cubic Yard Bin	6 pick-up per week	$ 65.74	$ 11.60	$ 77.34	$ 205.42	$ 36.25	$ 35.45	$ 354.46	$ 30.51	$ 6.36	$ 26.70	$ 418.02
4g	Commercial and Multi-family Yard Trimmings	Source-separated Yard Trimmings	4 Cubic Yard Bin	1 pick-up per week	$ 35.80	$ 6.32	$ 42.12	$ 45.65	$ 8.06	$ 10.65	$ 106.48	$ 9.17	$ 1.91	$ 8.02	$ 125.57
4g	Commercial and Multi-family Yard Trimmings	Source-separated Yard Trimmings	4 Cubic Yard Bin	2 pick-up per week	$ 48.12	$ 8.49	$ 56.61	$ 91.30	$ 16.11	$ 18.22	$ 182.25	$ 15.69	$ 3.27	$ 13.73	$ 214.93
4g	Commercial and Multi-family Yard Trimmings	Source-separated Yard Trimmings	4 Cubic Yard Bin	3 pick-up per week	$ 55.00	$ 9.71	$ 64.70	$ 136.95	$ 24.17	$ 25.09	$ 250.91	$ 21.60	$ 4.50	$ 18.90	$ 295.90
4g	Commercial and Multi-family Yard Trimmings	Source-separated Yard Trimmings	4 Cubic Yard Bin	4 pick-up per week	$ 66.45	$ 11.73	$ 78.18	$ 182.60	$ 32.22	$ 32.56	$ 325.56	$ 28.02	$ 5.84	$ 24.52	$ 383.94
4g	Commercial and Multi-family Yard Trimmings	Source-separated Yard Trimmings	4 Cubic Yard Bin	5 pick-up per week	$ 77.34	$ 13.65	$ 90.99	$ 228.25	$ 40.28	$ 39.95	$ 399.46	$ 34.38	$ 7.16	$ 30.09	$ 471.09
4g	Commercial and Multi-family Yard Trimmings	Source-separated Yard Trimmings	4 Cubic Yard Bin	6 pick-up per week	$ 87.65	$ 15.47	$ 103.12	$ 273.90	$ 48.33	$ 47.26	$ 472.61	$ 40.68	$ 8.48	$ 35.60	$ 557.36

5. Commercial and Multi-Family Co-collected Food Scraps and Yard Trimmings and Stable Bedding and Manure

Note: Co-collected Food Scraps and Yard Trimmings will only be collected in 35-gal, 65-gal, 1-yard, 1.5 yard, and 2-yard containers. Co-collected Food Scraps and Yard Trimmings will not be collected as part of split bin service.

					Collection Component (85% Labor and 15% Fuel)			Processing Component							
#	Sector/Stream	Description	Size	Frequency of Collection	Labor	Fuel	Collection	Composting	Disposal Component	Non-escalating Capital Component	Total Base Rate	Laguna Hills Regulatory Compliance Cost Component	Laguna Hills Procurement Cost Component	Laguna Hills Pavement Impact Cost Component	Total Laguna Hills Rate
5a	Commercial and Multi-family Co-collected Food Scraps and Yard Trimmings	Co-collected Food Scraps and Yard Trimmings	35-gallon Cart	1 pick-up per week	$ 26.11	$ 4.61	$ 30.71	$ 1.98	$ 0.35	$ 3.67	$ 36.71	$ 3.16	$ 0.66	$ 2.77	$ 43.30
5a	Commercial and Multi-family Co-collected Food Scraps and Yard Trimmings	Co-collected Food Scraps and Yard Trimmings	35-gallon Cart	2 pick-up per week	$ 35.09	$ 6.19	$ 41.28	$ 3.95	$ 0.70	$ 5.10	$ 51.04	$ 4.39	$ 0.92	$ 3.84	$ 60.19
5a	Commercial and Multi-family Co-collected Food Scraps and Yard Trimmings	Co-collected Food Scraps and Yard Trimmings	35-gallon Cart	3 pick-up per week	$ 40.10	$ 7.08	$ 47.18	$ 5.93	$ 1.05	$ 6.02	$ 60.17	$ 5.18	$ 1.08	$ 4.53	$ 70.96
5a	Commercial and Multi-family Co-collected Food Scraps and Yard Trimmings	Co-collected Food Scraps and Yard Trimmings	35-gallon Cart	4 pick-up per week	$ 48.46	$ 8.55	$ 57.01	$ 7.91	$ 1.40	$ 7.37	$ 73.68	$ 6.34	$ 1.32	$ 5.55	$ 86.89
5a	Commercial and Multi-family Co-collected Food Scraps and Yard Trimmings	Co-collected Food Scraps and Yard Trimmings	35-gallon Cart	5 pick-up per week	$ 56.39	$ 9.95	$ 66.34	$ 9.89	$ 1.74	$ 8.66	$ 86.64	$ 7.46	$ 1.55	$ 6.53	$ 102.18
5a	Commercial and Multi-family Co-collected Food Scraps and Yard Trimmings	Co-collected Food Scraps and Yard Trimmings	35-gallon Cart	6 pick-up per week	$ 63.91	$ 11.28	$ 75.19	$ 11.86	$ 2.09	$ 9.91	$ 99.05	$ 8.53	$ 1.78	$ 7.46	$ 116.82
5b	Commercial and Multi-family Co-collected Food Scraps and Yard Trimmings	Co-collected Food Scraps and Yard Trimmings	65-gallon Cart	1 pick-up per week	$ 26.11	$ 4.61	$ 30.71	$ 3.67	$ 0.65	$ 3.89	$ 38.93	$ 3.35	$ 0.70	$ 2.93	$ 45.91
5b	Commercial and Multi-family Co-collected Food Scraps and Yard Trimmings	Co-collected Food Scraps and Yard Trimmings	65-gallon Cart	2 pick-up per week	$ 35.09	$ 6.19	$ 41.28	$ 7.34	$ 1.30	$ 5.55	$ 55.47	$ 4.77	$ 0.99	$ 4.18	$ 65.41
5b	Commercial and Multi-family Co-collected Food Scraps and Yard Trimmings	Co-collected Food Scraps and Yard Trimmings	65-gallon Cart	3 pick-up per week	$ 40.10	$ 7.08	$ 47.18	$ 11.02	$ 1.94	$ 6.68	$ 66.82	$ 5.75	$ 1.20	$ 5.03	$ 78.80
5b	Commercial and Multi-family Co-collected Food Scraps and Yard Trimmings	Co-collected Food Scraps and Yard Trimmings	65-gallon Cart	4 pick-up per week	$ 48.46	$ 8.55	$ 57.01	$ 14.69	$ 2.59	$ 8.25	$ 82.54	$ 7.10	$ 1.48	$ 6.22	$ 97.34
5b	Commercial and Multi-family Co-collected Food Scraps and Yard Trimmings	Co-collected Food Scraps and Yard Trimmings	65-gallon Cart	5 pick-up per week	$ 56.39	$ 9.95	$ 66.34	$ 18.36	$ 3.24	$ 9.77	$ 97.72	$ 8.41	$ 1.75	$ 7.36	$ 115.24
5b	Commercial and Multi-family Co-collected Food Scraps and Yard Trimmings	Co-collected Food Scraps and Yard Trimmings	65-gallon Cart	6 pick-up per week	$ 63.91	$ 11.28	$ 75.19	$ 22.03	$ 3.89	$ 11.23	$ 112.35	$ 9.67	$ 2.01	$ 8.46	$ 132.49
5c	Commercial and Multi-family Co-collected Food Scraps and Yard Trimmings	Co-collected Food Scraps and Yard Trimmings	1 Cubic Yard Bin	1 pick-up per week	$ 26.11	$ 4.61	$ 30.71	$ 5.37	$ 0.95	$ 4.11	$ 41.14	$ 3.54	$ 0.74	$ 3.10	$ 48.52
5c	Commercial and Multi-family Co-collected Food Scraps and Yard Trimmings	Co-collected Food Scraps and Yard Trimmings	1 Cubic Yard Bin	2 pick-up per week	$ 35.09	$ 6.19	$ 41.28	$ 10.73	$ 1.89	$ 5.99	$ 59.90	$ 5.16	$ 1.07	$ 4.51	$ 70.64
5c	Commercial and Multi-family Co-collected Food Scraps and Yard Trimmings	Co-collected Food Scraps and Yard Trimmings	1 Cubic Yard Bin	3 pick-up per week	$ 40.10	$ 7.08	$ 47.18	$ 16.10	$ 2.84	$ 7.35	$ 73.47	$ 6.32	$ 1.32	$ 5.53	$ 86.64
5c	Commercial and Multi-family Co-collected Food Scraps and Yard Trimmings	Co-collected Food Scraps and Yard Trimmings	1 Cubic Yard Bin	4 pick-up per week	$ 48.46	$ 8.55	$ 57.01	$ 21.47	$ 3.79	$ 9.14	$ 91.40	$ 7.87	$ 1.64	$ 6.88	$ 107.80

5c	Commercial and Multi-family Co-collected Food Scraps and Yard Trimmings	Co-collected Food Scraps and Yard Trimmings	1 Cubic Yard Bin	5 pick-up per week	$ 56.39	$ 9.95	$ 66.34	$ 26.84	$ 4.74	$ 10.88	$ 108.79	$ 9.36	$ 1.95	$ 8.19	$ 128.30
5c	Commercial and Multi-family Co-collected Food Scraps and Yard Trimmings	Co-collected Food Scraps and Yard Trimmings	1 Cubic Yard Bin	6 pick-up per week	$ 63.91	$ 11.28	$ 75.19	$ 32.20	$ 5.68	$ 12.56	$ 125.64	$ 10.81	$ 2.25	$ 9.46	$ 148.17
5d	Commercial and Multi-family Co-collected Food Scraps and Yard Trimmings	Co-collected Food Scraps and Yard Trimmings	1.5 Cubic Yard Bin	1 pick-up per week	$ 20.89	$ 3.69	$ 24.57	$ 11.41	$ 2.01	$ 4.22	$ 42.22	$ 3.63	$ 0.76	$ 3.18	$ 49.79
5d	Commercial and Multi-family Co-collected Food Scraps and Yard Trimmings	Co-collected Food Scraps and Yard Trimmings	1.5 Cubic Yard Bin	2 pick-up per week	$ 28.07	$ 4.95	$ 33.02	$ 22.82	$ 4.03	$ 6.65	$ 66.53	$ 5.73	$ 1.19	$ 5.01	$ 78.46
5d	Commercial and Multi-family Co-collected Food Scraps and Yard Trimmings	Co-collected Food Scraps and Yard Trimmings	1.5 Cubic Yard Bin	3 pick-up per week	$ 32.08	$ 5.66	$ 37.74	$ 34.24	$ 6.04	$ 8.67	$ 86.69	$ 7.46	$ 1.55	$ 6.53	$ 102.24
5d	Commercial and Multi-family Co-collected Food Scraps and Yard Trimmings	Co-collected Food Scraps and Yard Trimmings	1.5 Cubic Yard Bin	4 pick-up per week	$ 38.76	$ 6.84	$ 45.60	$ 45.65	$ 8.06	$ 11.03	$ 110.34	$ 9.50	$ 1.98	$ 8.31	$ 130.13
5d	Commercial and Multi-family Co-collected Food Scraps and Yard Trimmings	Co-collected Food Scraps and Yard Trimmings	1.5 Cubic Yard Bin	5 pick-up per week	$ 45.11	$ 7.96	$ 53.07	$ 57.06	$ 10.07	$ 13.36	$ 133.56	$ 11.50	$ 2.40	$ 10.06	$ 157.51
5d	Commercial and Multi-family Co-collected Food Scraps and Yard Trimmings	Co-collected Food Scraps and Yard Trimmings	1.5 Cubic Yard Bin	6 pick-up per week	$ 51.13	$ 9.02	$ 60.15	$ 68.47	$ 12.08	$ 15.63	$ 156.34	$ 13.46	$ 2.80	$ 11.78	$ 184.38
5e	Commercial and Multi-family Co-collected Food Scraps and Yard Trimmings	Co-collected Food Scraps and Yard Trimmings	2 Cubic Yard Bin	1 pick-up per week	$ 20.89	$ 3.69	$ 24.57	$ 17.12	$ 3.02	$ 4.97	$ 49.68	$ 4.28	$ 0.89	$ 3.74	$ 58.59
5e	Commercial and Multi-family Co-collected Food Scraps and Yard Trimmings	Co-collected Food Scraps and Yard Trimmings	2 Cubic Yard Bin	2 pick-up per week	$ 28.07	$ 4.95	$ 33.02	$ 34.24	$ 6.04	$ 8.14	$ 81.45	$ 7.01	$ 1.46	$ 6.13	$ 96.05
5e	Commercial and Multi-family Co-collected Food Scraps and Yard Trimmings	Co-collected Food Scraps and Yard Trimmings	2 Cubic Yard Bin	3 pick-up per week	$ 32.08	$ 5.66	$ 37.74	$ 51.36	$ 9.06	$ 10.91	$ 109.07	$ 9.39	$ 1.96	$ 8.21	$ 128.63
5e	Commercial and Multi-family Co-collected Food Scraps and Yard Trimmings	Co-collected Food Scraps and Yard Trimmings	2 Cubic Yard Bin	4 pick-up per week	$ 38.76	$ 6.84	$ 45.60	$ 68.47	$ 12.08	$ 14.02	$ 140.18	$ 12.07	$ 2.51	$ 10.56	$ 165.32
5e	Commercial and Multi-family Co-collected Food Scraps and Yard Trimmings	Co-collected Food Scraps and Yard Trimmings	2 Cubic Yard Bin	5 pick-up per week	$ 45.11	$ 7.96	$ 53.07	$ 85.59	$ 15.10	$ 17.09	$ 170.86	$ 14.71	$ 3.06	$ 12.87	$ 201.50
5e	Commercial and Multi-family Co-collected Food Scraps and Yard Trimmings	Co-collected Food Scraps and Yard Trimmings	2 Cubic Yard Bin	6 pick-up per week	$ 51.13	$ 9.02	$ 60.15	$ 102.71	$ 18.13	$ 20.11	$ 201.10	$ 17.31	$ 3.61	$ 15.15	$ 237.16

Attachment D.3 - Maximum Rates to be Charged Assuming NO Cross-Jurisdictional Efficiencies between Lake Forest and Laguna Hills - LAGUNA HILLS ONLY RATES

Fill in the rates proposed as the maximum rates to LAGUNA HILLS customers below for each level of service assuming NO cross-jurisdictional routing efficiencies between the two cities (Laguna Hills and Lake Forest) and assuming that all Commercial and Multi-family Divertible Materials (i.e. Single-stream Recyclables, Food Scraps and Yard Trimmings) will be provided at a collection rate that is half the cost of equivalent MSW service. MSW rates may include any costs that are not recovered by offering Divertible Materials collection programs at the 50% reduced rate as requested by the City. Rates must be broken down to show the collection cost, disposal cost and capital costs (the capital component will not be escalated). The procedure for adjusting costs throughout the term of the contract appears in **Article 14** of the Agreement. A sample calculation is shown in **Attachment J**. The disposal portion will only be adjusted as that cost actually changes. Disposal costs are a pass through cost and cannot include any mark up, overhead or administrative costs. As the amount of material being collected and handled is increasingly shifting into diversion, providing diversion services at no charge is no longer feasible and therefore is not permitted in this form. Best practices have identified that a Divertible materials collection rate that is 50% of the MSW rate obtains optimal generator participation. As noted in Section 6. MSW Rate Sheet commercial MSW rates may include any costs that are not recovered by offering Divertible Materials collection programs at 50% the rate for MSW. The rate proposed for collection of commercial, multi-family, temporary bin, temporary roll off, permanent roll off and compactor customers for divertible materials must be 50% lower than the rate proposed for collection of MSW materials.

Rates must be submitted in 2025 dollars.

This form will become part of Attachment D.1 to the final Agreement.

6. Commercial and Multi-Family MSW Route Service - MSW Hauled directly to the landfill

#	Sector/Stream	Description	Size	Frequency of Collection	Collection Component (85% Labor and 15% Fuel)			Disposal Component	Non-escalating Capital Component	Total Base Rate	Laguna Hills Regulatory Compliance Cost	Laguna Hills Procurement Cost	Laguna Hills Pavement Impact Cost Component	Total Laguna Hills Rate
					Labor	Fuel	Collection							
6a	Commercial and Multi-family MSW to Landfill	MSW Hauled to Directly to the Landfill	35-gallon Cart	1 pick-up per week	$ 52.21	$ 9.21	$ 61.43	$ 4.65	$ 7.34	$ 73.42	$ 6.32	$ 1.32	$ 5.53	$ 86.59
6a	Commercial and Multi-family MSW to Landfill	MSW Hauled to Directly to the Landfill	35-gallon Cart	2 pick-up per week	$ 70.18	$ 12.38	$ 82.56	$ 9.31	$ 10.21	$ 102.07	$ 8.79	$ 1.83	$ 7.69	$ 120.38
6a	Commercial and Multi-family MSW to Landfill	MSW Hauled to Directly to the Landfill	35-gallon Cart	3 pick-up per week	$ 80.20	$ 14.15	$ 94.36	$ 13.96	$ 12.03	$ 120.35	$ 10.36	$ 2.16	$ 9.06	$ 141.93
6a	Commercial and Multi-family MSW to Landfill	MSW Hauled to Directly to the Landfill	35-gallon Cart	4 pick-up per week	$ 96.91	$ 17.10	$ 114.01	$ 18.61	$ 14.74	$ 147.36	$ 12.68	$ 2.64	$ 11.10	$ 173.78
6a	Commercial and Multi-family MSW to Landfill	MSW Hauled to Directly to the Landfill	35-gallon Cart	5 pick-up per week	$ 112.78	$ 19.90	$ 132.69	$ 23.26	$ 17.33	$ 173.28	$ 14.92	$ 14.92	$ 13.05	$ 204.35
6a	Commercial and Multi-family MSW to Landfill	MSW Hauled to Directly to the Landfill	35-gallon Cart	6 pick-up per week	$ 127.82	$ 22.56	$ 150.38	$ 27.92	$ 19.81	$ 198.10	$ 17.05	$ 17.05	$ 14.92	$ 233.63
6b	Commercial and Multi-family MSW to Landfill	MSW Hauled to Directly to the Landfill	65-gallon Cart	1 pick-up per week	$ 52.21	$ 9.21	$ 61.43	$ 8.64	$ 7.79	$ 77.86	$ 6.70	$ 6.70	$ 5.86	$ 91.82
6b	Commercial and Multi-family MSW to Landfill	MSW Hauled to Directly to the Landfill	65-gallon Cart	2 pick-up per week	$ 70.18	$ 12.38	$ 82.56	$ 17.28	$ 11.09	$ 110.94	$ 9.55	$ 9.55	$ 8.36	$ 130.83
6b	Commercial and Multi-family MSW to Landfill	MSW Hauled to Directly to the Landfill	65-gallon Cart	3 pick-up per week	$ 80.20	$ 14.15	$ 94.36	$ 25.92	$ 13.36	$ 133.64	$ 11.50	$ 11.50	$ 10.07	$ 157.61
6b	Commercial and Multi-family MSW to Landfill	MSW Hauled to Directly to the Landfill	65-gallon Cart	4 pick-up per week	$ 96.91	$ 17.10	$ 114.01	$ 34.56	$ 16.51	$ 165.08	$ 14.21	$ 14.21	$ 12.43	$ 194.69
6b	Commercial and Multi-family MSW to Landfill	MSW Hauled to Directly to the Landfill	65-gallon Cart	5 pick-up per week	$ 112.78	$ 19.90	$ 132.69	$ 43.20	$ 19.54	$ 195.43	$ 16.82	$ 16.82	$ 14.72	$ 230.48
6b	Commercial and Multi-family MSW to Landfill	MSW Hauled to Directly to the Landfill	65-gallon Cart	6 pick-up per week	$ 127.82	$ 22.56	$ 150.38	$ 51.84	$ 22.47	$ 224.69	$ 19.34	$ 19.34	$ 16.92	$ 264.99
6c	Commercial and Multi-family MSW to Landfill	MSW Hauled to Directly to the Landfill	95-gallon Cart	1 pick-up per week	$ 52.21	$ 9.21	$ 61.43	$ 12.63	$ 8.23	$ 82.29	$ 7.08	$ 7.08	$ 6.20	$ 97.04
6c	Commercial and Multi-family MSW to Landfill	MSW Hauled to Directly to the Landfill	95-gallon Cart	2 pick-up per week	$ 70.18	$ 12.38	$ 82.56	$ 25.26	$ 11.98	$ 119.80	$ 10.31	$ 10.31	$ 9.02	$ 141.28
6c	Commercial and Multi-family MSW to Landfill	MSW Hauled to Directly to the Landfill	95-gallon Cart	3 pick-up per week	$ 80.20	$ 14.15	$ 94.36	$ 37.89	$ 14.69	$ 146.93	$ 12.65	$ 12.65	$ 11.07	$ 173.28
6c	Commercial and Multi-family MSW to Landfill	MSW Hauled to Directly to the Landfill	95-gallon Cart	4 pick-up per week	$ 96.91	$ 17.10	$ 114.01	$ 50.51	$ 18.28	$ 182.81	$ 15.74	$ 15.74	$ 13.77	$ 215.59
6c	Commercial and Multi-family MSW to Landfill	MSW Hauled to Directly to the Landfill	95-gallon Cart	5 pick-up per week	$ 112.78	$ 19.90	$ 132.69	$ 63.14	$ 21.76	$ 217.59	$ 18.73	$ 18.73	$ 16.39	$ 256.61
6c	Commercial and Multi-family MSW to Landfill	MSW Hauled to Directly to the Landfill	95-gallon Cart	6 pick-up per week	$ 127.82	$ 22.56	$ 150.38	$ 75.77	$ 25.13	$ 251.28	$ 21.63	$ 21.63	$ 18.93	$ 296.34
6d	Commercial and Multi-family MSW to Landfill	MSW Hauled to Directly to the Landfill	1 Cubic Yard Bin (standalone or half of 2-yard split bin)	1 pick-up per week	$ 41.77	$ 7.37	$ 49.14	$ 26.85	$ 8.44	$ 84.44	$ 7.27	$ 7.27	$ 6.36	$ 99.58
6d	Commercial and Multi-family MSW to Landfill	MSW Hauled to Directly to the Landfill	1 Cubic Yard Bin (standalone or half of 2-yard split bin)	2 pick-up per week	$ 56.14	$ 9.91	$ 66.05	$ 53.71	$ 13.31	$ 133.06	$ 11.45	$ 11.45	$ 10.02	$ 156.92
6d	Commercial and Multi-family MSW to Landfill	MSW Hauled to Directly to the Landfill	1 Cubic Yard Bin (standalone or half of 2-yard split bin)	3 pick-up per week	$ 64.16	$ 11.32	$ 75.48	$ 80.56	$ 17.34	$ 173.38	$ 14.92	$ 14.92	$ 13.06	$ 204.47
6d	Commercial and Multi-family MSW to Landfill	MSW Hauled to Directly to the Landfill	1 Cubic Yard Bin (standalone or half of 2-yard split bin)	4 pick-up per week	$ 77.53	$ 13.68	$ 91.21	$ 107.41	$ 22.07	$ 220.69	$ 19.00	$ 19.00	$ 16.62	$ 260.27
6d	Commercial and Multi-family MSW to Landfill	MSW Hauled to Directly to the Landfill	1 Cubic Yard Bin (standalone or half of 2-yard split bin)	5 pick-up per week	$ 90.23	$ 15.92	$ 106.15	$ 134.26	$ 26.71	$ 267.13	$ 22.99	$ 22.99	$ 20.12	$ 315.03
6d	Commercial and Multi-family MSW to Landfill	MSW Hauled to Directly to the Landfill	1 Cubic Yard Bin (standalone or half of 2-yard split bin)	6 pick-up per week	$ 102.26	$ 18.05	$ 120.30	$ 161.12	$ 31.27	$ 312.69	$ 26.92	$ 26.92	$ 23.55	$ 368.76
6e	Commercial and Multi-family MSW to Landfill	MSW Hauled to Directly to the Landfill	1.5 Cubic Yard Bin (standalone or half of 3-yard split bin)	1 pick-up per week	$ 41.77	$ 7.37	$ 49.14	$ 40.28	$ 9.94	$ 99.36	$ 8.55	$ 8.55	$ 7.48	$ 117.18
6e	Commercial and Multi-family MSW to Landfill	MSW Hauled to Directly to the Landfill	1.5 Cubic Yard Bin (standalone or half of 3-yard split bin)	2 pick-up per week	$ 56.14	$ 9.91	$ 66.05	$ 80.56	$ 16.29	$ 162.90	$ 14.02	$ 14.02	$ 12.27	$ 192.11
6e	Commercial and Multi-family MSW to Landfill	MSW Hauled to Directly to the Landfill	1.5 Cubic Yard Bin (standalone or half of 3-yard split bin)	3 pick-up per week	$ 64.16	$ 11.32	$ 75.48	$ 120.84	$ 21.81	$ 218.13	$ 18.78	$ 18.78	$ 16.43	$ 257.25
6e	Commercial and Multi-family MSW to Landfill	MSW Hauled to Directly to the Landfill	1.5 Cubic Yard Bin (standalone or half of 3-yard split bin)	4 pick-up per week	$ 77.53	$ 13.68	$ 91.21	$ 161.12	$ 28.04	$ 280.36	$ 24.13	$ 24.13	$ 21.12	$ 330.64
6e	Commercial and Multi-family MSW to Landfill	MSW Hauled to Directly to the Landfill	1.5 Cubic Yard Bin (standalone or half of 3-yard split bin)	5 pick-up per week	$ 90.23	$ 15.92	$ 106.15	$ 201.39	$ 34.17	$ 341.72	$ 29.41	$ 29.41	$ 25.74	$ 402.99
6e	Commercial and Multi-family MSW to Landfill	MSW Hauled to Directly to the Landfill	1.5 Cubic Yard Bin (standalone or half of 3-yard split bin)	6 pick-up per week	$ 102.26	$ 18.05	$ 120.30	$ 241.67	$ 40.22	$ 402.20	$ 34.62	$ 34.62	$ 30.29	$ 474.32
6f	Commercial and Multi-family MSW to Landfill	MSW Hauled to Directly to the Landfill	2 Cubic Yard Bin (standalone or half of 4-yard split bin)	1 pick-up per week	$ 41.77	$ 7.37	$ 49.14	$ 53.71	$ 11.43	$ 114.28	$ 9.84	$ 9.84	$ 8.61	$ 134.77

6f	Commercial and Multi-family MSW to Landfill	MSW Hauled to Directly to the Landfill	2 Cubic Yard Bin (standalone or half of 4-yard split bin)	2 pick-up per week	$ 56.14	$ 9.91	$ 66.05	$ 107.41	$ 19.27	$ 192.73	$ 16.59	$ 16.59	$ 14.52	$ 227.29
6f	Commercial and Multi-family MSW to Landfill	MSW Hauled to Directly to the Landfill	2 Cubic Yard Bin (standalone or half of 4-yard split bin)	3 pick-up per week	$ 64.16	$ 11.32	$ 75.48	$ 161.12	$ 26.29	$ 262.89	$ 22.63	$ 22.63	$ 19.80	$ 310.03
6f	Commercial and Multi-family MSW to Landfill	MSW Hauled to Directly to the Landfill	2 Cubic Yard Bin (standalone or half of 4-yard split bin)	4 pick-up per week	$ 77.53	$ 13.68	$ 91.21	$ 214.82	$ 34.00	$ 340.03	$ 29.27	$ 29.27	$ 25.61	$ 401.01
6f	Commercial and Multi-family MSW to Landfill	MSW Hauled to Directly to the Landfill	2 Cubic Yard Bin (standalone or half of 4-yard split bin)	5 pick-up per week	$ 90.23	$ 15.92	$ 106.15	$ 268.53	$ 41.63	$ 416.31	$ 35.83	$ 35.83	$ 31.36	$ 490.96
6f	Commercial and Multi-family MSW to Landfill	MSW Hauled to Directly to the Landfill	2 Cubic Yard Bin (standalone or half of 4-yard split bin)	6 pick-up per week	$ 102.26	$ 18.05	$ 120.30	$ 322.23	$ 49.17	$ 491.70	$ 42.32	$ 42.32	$ 37.03	$ 579.88
6g	Commercial and Multi-family MSW to Landfill	MSW Hauled to Directly to the Landfill	3 Cubic Yard Bin	1 pick-up per week	$ 53.71	$ 9.48	$ 63.18	$ 80.56	$ 15.97	$ 159.71	$ 13.75	$ 13.75	$ 12.03	$ 188.35
6g	Commercial and Multi-family MSW to Landfill	MSW Hauled to Directly to the Landfill	3 Cubic Yard Bin	2 pick-up per week	$ 72.18	$ 12.74	$ 84.92	$ 161.12	$ 27.34	$ 273.37	$ 23.53	$ 23.53	$ 20.59	$ 322.40
6g	Commercial and Multi-family MSW to Landfill	MSW Hauled to Directly to the Landfill	3 Cubic Yard Bin	3 pick-up per week	$ 82.49	$ 14.56	$ 97.05	$ 241.67	$ 37.64	$ 376.36	$ 32.40	$ 32.40	$ 28.35	$ 443.85
6g	Commercial and Multi-family MSW to Landfill	MSW Hauled to Directly to the Landfill	3 Cubic Yard Bin	4 pick-up per week	$ 99.68	$ 17.59	$ 117.27	$ 322.23	$ 48.83	$ 488.34	$ 42.03	$ 42.03	$ 36.78	$ 575.91
6g	Commercial and Multi-family MSW to Landfill	MSW Hauled to Directly to the Landfill	3 Cubic Yard Bin	5 pick-up per week	$ 116.01	$ 20.47	$ 136.48	$ 402.79	$ 59.92	$ 599.19	$ 51.58	$ 51.58	$ 45.13	$ 706.64
6g	Commercial and Multi-family MSW to Landfill	MSW Hauled to Directly to the Landfill	3 Cubic Yard Bin	6 pick-up per week	$ 131.47	$ 23.20	$ 154.67	$ 483.35	$ 70.89	$ 708.91	$ 61.02	$ 61.02	$ 53.39	$ 836.04
6h	Commercial and Multi-family MSW to Landfill	MSW Hauled to Directly to the Landfill	4 Cubic Yard Bin	1 pick-up per week	$ 71.61	$ 12.64	$ 84.25	$ 107.41	$ 21.30	$ 212.95	$ 18.33	$ 18.33	$ 16.04	$ 251.14
6h	Commercial and Multi-family MSW to Landfill	MSW Hauled to Directly to the Landfill	4 Cubic Yard Bin	2 pick-up per week	$ 96.24	$ 16.98	$ 113.23	$ 214.82	$ 36.45	$ 364.50	$ 31.37	$ 31.37	$ 27.45	$ 429.86
6h	Commercial and Multi-family MSW to Landfill	MSW Hauled to Directly to the Landfill	4 Cubic Yard Bin	3 pick-up per week	$ 109.99	$ 19.41	$ 129.40	$ 322.23	$ 50.18	$ 501.81	$ 43.19	$ 43.19	$ 37.80	$ 591.80
6h	Commercial and Multi-family MSW to Landfill	MSW Hauled to Directly to the Landfill	4 Cubic Yard Bin	4 pick-up per week	$ 132.91	$ 23.45	$ 156.36	$ 429.64	$ 65.11	$ 651.11	$ 56.05	$ 56.05	$ 49.04	$ 767.88
6h	Commercial and Multi-family MSW to Landfill	MSW Hauled to Directly to the Landfill	4 Cubic Yard Bin	5 pick-up per week	$ 154.67	$ 27.30	$ 181.97	$ 537.05	$ 79.89	$ 798.91	$ 68.77	$ 68.77	$ 60.17	$ 942.18
6h	Commercial and Multi-family MSW to Landfill	MSW Hauled to Directly to the Landfill	4 Cubic Yard Bin	6 pick-up per week	$ 175.30	$ 30.93	$ 206.23	$ 644.46	$ 94.52	$ 945.22	$ 81.36	$ 81.36	$ 71.19	$ 1,114.72
6i	Commercial and Multi-family MSW to Landfill	MSW Hauled to Directly to the Landfill	6 Cubic Yard Bin	1 pick-up per week	$ 107.41	$ 18.96	$ 126.37	$ 161.12	$ 31.94	$ 319.43	$ 27.50	$ 27.50	$ 24.06	$ 376.71
6i	Commercial and Multi-family MSW to Landfill	MSW Hauled to Directly to the Landfill	6 Cubic Yard Bin	2 pick-up per week	$ 144.36	$ 25.48	$ 169.84	$ 322.23	$ 54.67	$ 546.75	$ 47.06	$ 47.06	$ 41.18	$ 644.79
6i	Commercial and Multi-family MSW to Landfill	MSW Hauled to Directly to the Landfill	6 Cubic Yard Bin	3 pick-up per week	$ 164.99	$ 29.12	$ 194.10	$ 483.35	$ 75.27	$ 752.72	$ 64.79	$ 64.79	$ 56.69	$ 887.71
6i	Commercial and Multi-family MSW to Landfill	MSW Hauled to Directly to the Landfill	6 Cubic Yard Bin	4 pick-up per week	$ 199.36	$ 35.18	$ 234.54	$ 644.46	$ 97.67	$ 976.67	$ 84.07	$ 84.07	$ 73.56	$ 1,151.81
6i	Commercial and Multi-family MSW to Landfill	MSW Hauled to Directly to the Landfill	6 Cubic Yard Bin	5 pick-up per week	$ 232.01	$ 40.94	$ 272.96	$ 805.58	$ 119.84	$ 1,198.37	$ 103.15	$ 103.15	$ 90.26	$ 1,413.27
6i	Commercial and Multi-family MSW to Landfill	MSW Hauled to Directly to the Landfill	6 Cubic Yard Bin	6 pick-up per week	$ 262.95	$ 46.40	$ 309.35	$ 966.70	$ 141.78	$ 1,417.83	$ 122.04		$ 106.79	$ 1,672.08
6j	Commercial and Multi-family MSW to Landfill	MSW Hauled to Directly to the Landfill	2 Cubic Yard Bin - Vertical Compactor	1 pick-up per week	$ 8.78	$ 49.74	$ 58.51	$ 133.22	$ 11.34	$ 203.07	$ 10.80	$ 1.90	$ 6.25	$ 222.02
6j	Commercial and Multi-family MSW to Landfill	MSW Hauled to Directly to the Landfill	2 Cubic Yard Bin - Vertical Compactor	2 pick-up per week	$ 11.80	$ 66.85	$ 78.64	$ 266.44	$ 19.12	$ 364.20	$ 19.38	$ 3.40	$ 11.22	$ 398.20
6j	Commercial and Multi-family MSW to Landfill	MSW Hauled to Directly to the Landfill	2 Cubic Yard Bin - Vertical Compactor	3 pick-up per week	$ 13.48	$ 76.40	$ 89.88	$ 399.66	$ 26.08	$ 515.62	$ 27.43	$ 4.81	$ 15.88	$ 563.75
6j	Commercial and Multi-family MSW to Landfill	MSW Hauled to Directly to the Landfill	2 Cubic Yard Bin - Vertical Compactor	4 pick-up per week	$ 16.29	$ 92.31	$ 108.60	$ 532.88	$ 33.74	$ 675.22	$ 35.93	$ 6.30	$ 20.80	$ 738.25
6j	Commercial and Multi-family MSW to Landfill	MSW Hauled to Directly to the Landfill	2 Cubic Yard Bin - Vertical Compactor	5 pick-up per week	$ 18.96	$ 107.43	$ 126.39	$ 666.10	$ 41.31	$ 833.79	$ 44.37	$ 7.78	$ 25.69	$ 911.63
6j	Commercial and Multi-family MSW to Landfill	MSW Hauled to Directly to the Landfill	2 Cubic Yard Bin - Vertical Compactor	6 pick-up per week	$ 21.49	$ 121.75	$ 143.24	$ 799.32	$ 48.79	$ 991.35	$ 52.75	$ 9.25	$ 30.54	$ 1,083.89
6k	Commercial and Multi-family MSW to Landfill	MSW Hauled to Directly to the Landfill	3 Cubic Yard Bin - Vertical Compactor	1 pick-up per week	$ 11.28	$ 63.95	$ 75.23	$ 199.83	$ 15.85	$ 290.91	$ 15.48	$ 2.72	$ 8.96	$ 318.06
6k	Commercial and Multi-family MSW to Landfill	MSW Hauled to Directly to the Landfill	3 Cubic Yard Bin - Vertical Compactor	2 pick-up per week	$ 15.17	$ 85.94	$ 101.11	$ 399.66	$ 27.12	$ 527.90	$ 28.09	$ 4.93	$ 16.26	$ 577.17
6k	Commercial and Multi-family MSW to Landfill	MSW Hauled to Directly to the Landfill	3 Cubic Yard Bin - Vertical Compactor	3 pick-up per week	$ 17.33	$ 98.22	$ 115.56	$ 599.49	$ 37.34	$ 752.39	$ 40.03	$ 7.02	$ 23.18	$ 822.62
6k	Commercial and Multi-family MSW to Landfill	MSW Hauled to Directly to the Landfill	3 Cubic Yard Bin - Vertical Compactor	4 pick-up per week	$ 20.94	$ 118.69	$ 139.63	$ 799.32	$ 48.45	$ 987.40	$ 52.54	$ 9.22	$ 30.42	$ 1,079.58
6k	Commercial and Multi-family MSW to Landfill	MSW Hauled to Directly to the Landfill	3 Cubic Yard Bin - Vertical Compactor	5 pick-up per week	$ 24.38	$ 138.13	$ 162.50	$ 999.15	$ 59.45	$ 1,221.10	$ 64.98	$ 11.40	$ 37.62	$ 1,335.10
6k	Commercial and Multi-family MSW to Landfill	MSW Hauled to Directly to the Landfill	3 Cubic Yard Bin - Vertical Compactor	6 pick-up per week	$ 27.63	$ 156.54	$ 184.17	$ 1,198.98	$ 70.34	$ 1,453.48	$ 77.34	$ 13.57	$ 44.78	$ 1,589.18
6l	Commercial and Multi-family MSW to Landfill	MSW Hauled to Directly to the Landfill	4 Cubic Yard Bin - Vertical Compactor	1 pick-up per week	$ 15.05	$ 85.26	$ 100.31	$ 266.44	$ 21.13	$ 387.88	$ 20.64	$ 3.62	$ 11.95	$ 424.08
6l	Commercial and Multi-family MSW to Landfill	MSW Hauled to Directly to the Landfill	4 Cubic Yard Bin - Vertical Compactor	2 pick-up per week	$ 20.22	$ 114.59	$ 134.82	$ 532.88	$ 36.17	$ 703.86	$ 37.45	$ 6.57	$ 21.68	$ 769.57
6l	Commercial and Multi-family MSW to Landfill	MSW Hauled to Directly to the Landfill	4 Cubic Yard Bin - Vertical Compactor	3 pick-up per week	$ 23.11	$ 130.96	$ 154.07	$ 799.32	$ 49.79	$ 1,003.18	$ 53.38	$ 9.37	$ 30.90	$ 1,096.84
6l	Commercial and Multi-family MSW to Landfill	MSW Hauled to Directly to the Landfill	4 Cubic Yard Bin - Vertical Compactor	4 pick-up per week	$ 27.93	$ 158.25	$ 186.17	$ 1,065.76	$ 64.61	$ 1,316.54	$ 70.06	$ 12.29	$ 40.56	$ 1,439.44
6l	Commercial and Multi-family MSW to Landfill	MSW Hauled to Directly to the Landfill	4 Cubic Yard Bin - Vertical Compactor	5 pick-up per week	$ 32.50	$ 184.17	$ 216.67	$ 1,332.20	$ 79.27	$ 1,628.13	$ 86.64	$ 15.20	$ 50.16	$ 1,780.13
6l	Commercial and Multi-family MSW to Landfill	MSW Hauled to Directly to the Landfill	4 Cubic Yard Bin - Vertical Compactor	6 pick-up per week	$ 36.83	$ 208.72	$ 245.56	$ 1,598.64	$ 93.79	$ 1,937.98	$ 103.13	$ 18.09	$ 59.71	$ 2,118.91

Attachment D.3 - Maximum Rates to be Charged Assuming NO Cross-Jurisdictional Efficiencies between Lake Forest and Laguna Hills - LAGUNA HILLS ONLY RATES

Fill in the rates proposed as the maximum rates to LAGUNA HILLS customers below for each level of service assuming NO cross-jurisdictional routing efficiencies between the two cities (Laguna Hills and Lake Forest) and assuming that all Commercial and Multi-family Divertible Materials (i.e. Single-stream Recyclables, Food Scraps and Yard Trimmings) will be provided at a collection rate that is half the cost of equivalent MSW service. MSW rates may include any costs that are not recovered by offering Divertible Materials collection programs at the 50% reduced rate as requested by the City. Rates must be broken down to show the collection cost, disposal cost and capital costs (the capital component will not be escalated). The procedure for adjusting costs throughout the term of the contract appears in **Article 14** of the Agreement. A sample calculation is shown in **Attachment J**. The disposal portion will only be adjusted as that cost actually changes. Disposal costs are a pass through cost and cannot include any mark up, overhead or administrative costs. As the amount of material being collected and handled is increasingly shifting into diversion, providing diversion services at no charge is no longer feasible and therefore is not permitted in this form. Best practices have identified that a Divertible materials collection rate that is 50% of the MSW rate obtains optimal generator participation. As noted in Section 6. MSW Rate Sheet commercial MSW rates may include any costs that are not recovered by offering Divertible Materials collection programs at 50% the rate for MSW. The rate proposed for collection of commercial, multi-family, temporary bin, temporary roll off, permanent roll off and compactor customers for divertible materials must be 50% lower than the rate proposed for collection of MSW materials.

Rates must be submitted in 2025 dollars.

Indicate the selected source-separated food scrap processing technology for permanent and temporary roll-offs and compactors using the drop down:	**Composting**	<-- the selected processing methodology will be shown in the Processing Component cell for the corresponding rate item in **Sections 8 and 13** below. Proposers will provide further details re: their proposed processing facility for this service line in the corresponding proposal form.
Indicate the selected source-separated yard trimmings processing technology for permanent and temporary roll-offs and compactors using the drop down:	**Composting**	<-- the selected processing methodology will be shown in the Processing Component cell for the corresponding rate item in **Sections 9 and 14** below. Proposers will provide further details re: their proposed processing facility for this service line in the corresponding proposal form.
Indicate the selected co-collected food scraps and yard trimmings processing technology for permanent and temporary roll-offs and compactors using the drop down:	**Composting**	<-- the selected processing methodology will be shown in the Processing Component cell for the corresponding rate item in **Sections 10 and 15** below. Proposers will provide further details re: their proposed processing facility for this service line in the corresponding proposal form.

This form will become part of Attachment D.1 to the final Agreement.

Note: In completing the rates for Sections 7-11, Proposers shall use the assumed weights for roll-off boxes and compactors listed in Table 4 of the 'Assumptions' tab.

7. Permanent Compactor and Roll-Off Box Single-Material Recycling Service or Single-stream Recycling Service

#	Sector/Stream	Description	Size	Frequency of Collection	Collection Component (85% Labor and 15% Fuel)			Processing Component	Disposal Component	Non-escalating Capital Component	Total Base Rate	Laguna Hills Regulatory Compliance Cost	Laguna Hills Procurement Cost	Laguna Hills Pavement Impact Cost Component	Total Laguna Hills Rate
					Labor	Fuel	Collection	Clean MRF							
7a	Commercial/Multi-family Single-material and Single-stream Recyclables Service	Permanent Compactor	3-yard Compactor	On-call of scheduled service (cost per collection)	$ 46.99	$ 8.29	$ 55.29	$ 136.17	$ 24.03	$ 13.97	$ 229.46	$ 19.75	$ 4.11	$ 17.28	$ 270.61
7b	Commercial/Multi-family Single-material and Single-stream Recyclables Service	Permanent Compactor	4-yard Compactor	On-call of scheduled service (cost per collection)	$ 62.66	$ 11.06	$ 73.71	$ 181.56	$ 32.04	$ 18.63	$ 305.95	$ 26.34	$ 5.49	$ 23.04	$ 360.81
7c	Commercial/Multi-family Single-material and Single-stream Recyclables Service	Permanent Compactor	6-yard Compactor	On-call of scheduled service (cost per collection)	$ 93.99	$ 16.59	$ 110.57	$ 272.34	$ 48.06	$ 27.95	$ 458.92	$ 39.50	$ 8.23	$ 34.56	$ 541.22
7d	Commercial/Multi-family Single-material and Single-stream Recyclables Service	Permanent Compactor/	10-yard compactor	On-call of scheduled service (cost per collection)	$ 164.59	$ 24.58	$ 189.17	$ 446.25	$ 78.75	$ 16.55	$ 730.72	$ 62.90	$ 13.10	$ 55.04	$ 861.75
7e	Commercial/Multi-family Single-material and Single-stream Recyclables Service	Permanent Compactor	20-yard compactor	On-call of scheduled service (cost per collection)	$ 164.59	$ 24.58	$ 189.17	$ 346.81	$ 61.20	$ 16.55	$ 613.73	$ 52.83	$ 11.01	$ 46.22	$ 723.78
7f	Commercial/Multi-family Single-material and Single-stream Recyclables Service	Permanent Compactor	25-yard Compactor	On-call of scheduled service (cost per collection)	$ 164.59	$ 24.58	$ 189.17	$ 346.81	$ 61.20	$ 16.55	$ 613.73	$ 52.83	$ 11.01	$ 46.22	$ 723.78
7g	Commercial/Multi-family Single-material and Single-stream Recyclables Service	Permanent Compactor	30-yard Compactor	On-call of scheduled service (cost per collection)	$ 164.59	$ 24.58	$ 189.17	$ 346.81	$ 61.20	$ 16.55	$ 613.73	$ 52.83	$ 11.01	$ 46.22	$ 723.78
7h	Commercial/Multi-family Single-material and Single-stream Recyclables Service	Permanent Compactor	40-yard Compactor	On-call of scheduled service (cost per collection)	$ 164.59	$ 24.58	$ 189.17	$ 346.81	$ 61.20	$ 16.55	$ 613.73	$ 52.83	$ 11.01	$ 46.22	$ 723.78
7i	Commercial/Multi-family Single-material and Single-stream Recyclables Service	Permanent Roll-off Box	10-yard Roll-off Box	On-call of scheduled service (cost per collection)	$ 126.61	$ 22.34	$ 148.95	$ 446.25	$ 78.75	$ 16.55	$ 690.50	$ 59.44	$ 12.38	$ 52.01	$ 814.33
7j	Commercial/Multi-family Single-material and Single-stream Recyclables Service	Permanent Roll-off Box	20-yard Roll-off Box	On-call of scheduled service (cost per collection)	$ 126.61	$ 22.34	$ 148.95	$ 266.77	$ 47.08	$ 16.55	$ 479.35	$ 41.26	$ 8.60	$ 36.10	$ 565.31
7k	Commercial/Multi-family Single-material and Single-stream Recyclables Service	Permanent Roll-off Box	25-yard Roll-off Box	On-call of scheduled service (cost per collection)	$ 126.61	$ 22.34	$ 148.95	$ 266.77	$ 47.08	$ 16.55	$ 479.35	$ 41.26	$ 8.60	$ 36.10	$ 565.31
7l	Commercial/Multi-family Single-material and Single-stream Recyclables Service	Permanent Roll-off Box	30-yard Roll-off Box	On-call of scheduled service (cost per collection)	$ 126.61	$ 22.34	$ 148.95	$ 266.77	$ 47.08	$ 16.55	$ 479.35	$ 41.26	$ 8.60	$ 36.10	$ 565.31
7m	Commercial/Multi-family Single-material and Single-stream Recyclables Service	Permanent Roll-off Box	40-yard Roll-off Box	On-call of scheduled service (cost per collection)	$ 126.61	$ 22.34	$ 148.95	$ 266.77	$ 47.08	$ 16.55	$ 479.35	$ 41.26	$ 8.60	$ 36.10	$ 565.31

8. Permanent Compactor and Roll-Off Box - Source Separated Food Scraps

#	Sector/Stream	Description	Size	Frequency of Collection	Collection Component (85% Labor and 15% Fuel)			Processing Component	Disposal Component	Non-escalating Capital Component	Total Base Rate	Compliance Cost Component	Procurement Cost Component	Laguna Hills Pavement Impact Cost Component	Total Laguna Hills Rate
					Labor	Fuel	Collection	Composting							
8a	Commercial/Multi-family Source-separated Food Scraps	Permanent Compactor	3-yard Compactor	On-call of scheduled service (cost per collection)	$ 46.99	$ 8.29	$ 55.29	$ 306.84	$ 54.15	$ 13.97	$ 430.25	$ 37.03	$ 7.72	$ 32.41	$ 507.40
8b	Commercial/Multi-family Source-separated Food Scraps	Permanent Compactor	4-yard Compactor	On-call of scheduled service (cost per collection)	$ 62.66	$ 11.06	$ 73.71	$ 409.12	$ 72.20	$ 18.63	$ 573.66	$ 49.38	$ 10.29	$ 43.21	$ 676.53
8c	Commercial/Multi-family Source-separated Food Scraps	Permanent Compactor	6-yard Compactor	On-call of scheduled service (cost per collection)	$ 93.99	$ 16.59	$ 110.57	$ 613.67	$ 108.30	$ 27.95	$ 860.49	$ 74.07	$ 15.43	$ 64.81	$ 1,014.80
8d	Commercial/Multi-family Source-separated Food Scraps	Permanent Compactor/	10-yard compactor	On-call of scheduled service (cost per collection)	$ 164.59	$ 24.58	$ 189.17	$ 1,005.55	$ 177.45	$ 16.55	$ 1,388.72	$ 119.54	$ 24.90	$ 104.59	$ 1,637.75
8e	Commercial/Multi-family Source-separated Food Scraps	Permanent Compactor	20-yard compactor	On-call of scheduled service (cost per collection)	$ 164.59	$ 24.58	$ 189.17	$ 781.47	$ 137.91	$ 16.55	$ 1,125.10	$ 96.85	$ 20.18	$ 84.74	$ 1,326.86
8f	Commercial/Multi-family Source-separated Food Scraps	Permanent Compactor	25-yard Compactor	On-call of scheduled service (cost per collection)	$ 164.59	$ 24.58	$ 189.17	$ 781.47	$ 137.91	$ 16.55	$ 1,125.10	$ 96.85	$ 20.18	$ 84.74	$ 1,326.86
8g	Commercial/Multi-family Source-separated Food Scraps	Permanent Compactor	30-yard Compactor	On-call of scheduled service (cost per collection)	$ 164.59	$ 24.58	$ 189.17	$ 781.47	$ 137.91	$ 16.55	$ 1,125.10	$ 96.85	$ 20.18	$ 84.74	$ 1,326.86

8h	Commercial/Multi-family Source-separated Food Scraps	Permanent Compactor	40-yard Compactor	On-call of scheduled service (cost per collection)	$ 164.59	$ 24.58	$ 189.17	$ 781.47	$ 137.91	$ 16.55	$ 1,125.10	$ 96.85	$ 20.18	$ 84.74	$ 1,326.86
8i	Commercial/Multi-family Source-separated Food Scraps	Permanent Roll-off Box	10-yard Roll-off Box	On-call of scheduled service (cost per collection)	$ 126.61	$ 22.34	$ 148.95	$ 1,005.55	$ 177.45	$ 16.55	$ 1,348.50	$ 116.08	$ 24.18	$ 101.57	$ 1,590.32
8j	Commercial/Multi-family Source-separated Food Scraps	Permanent Roll-off Box	20-yard Roll-off Box	On-call of scheduled service (cost per collection)	$ 126.61	$ 22.34	$ 148.95	$ 601.13	$ 106.08	$ 16.55	$ 872.72	$ 75.12	$ 15.65	$ 65.73	$ 1,029.22
8k	Commercial/Multi-family Source-separated Food Scraps	Permanent Roll-off Box	25-yard Roll-off Box	On-call of scheduled service (cost per collection)	$ 126.61	$ 22.34	$ 148.95	$ 601.13	$ 106.08	$ 16.55	$ 872.72	$ 75.12	$ 15.65	$ 65.73	$ 1,029.22
8l	Commercial/Multi-family Source-separated Food Scraps	Permanent Roll-off Box	30-yard Roll-off Box	On-call of scheduled service (cost per collection)	$ 126.61	$ 22.34	$ 148.95	$ 601.13	$ 106.08	$ 16.55	$ 872.72	$ 75.12	$ 15.65	$ 65.73	$ 1,029.22
8m	Commercial/Multi-family Source-separated Food Scraps	Permanent Roll-off Box	40-yard Roll-off Box	On-call of scheduled service (cost per collection)	$ 126.61	$ 22.34	$ 148.95	$ 601.13	$ 106.08	$ 16.55	$ 872.72	$ 75.12	$ 15.65	$ 65.73	$ 1,029.22

9. Permanent Compactor and Roll-Off Box - Source Separated Yard Trimmings

#	Sector/Stream	Description	Size	Frequency of Collection	Collection Component (85% Labor and 15% Fuel)			Processing Component	Disposal Component	Non-escalating Capital Component	Total Base Rate	Compliance Cost Component	Procurement Cost Component	Laguna Hills Pavement Impact Cost Component	Total Laguna Hills Rate
					Labor	Fuel	Collection	Composting							
9a	Commercial/Multi-family Source-separated Yard Trimmings	Permanent Compactor	3-yard Compactor	On-call of scheduled service (cost per collection)	$ 46.99	$ 8.29	$ 55.29	$ 136.17	$ 24.03	$ 13.97	$ 229.46	$ 19.75	$ 4.11	$ 17.28	$ 270.61
9b	Commercial/Multi-family Source-separated Yard Trimmings	Permanent Compactor	4-yard Compactor	On-call of scheduled service (cost per collection)	$ 62.66	$ 11.06	$ 73.71	$ 181.56	$ 32.04	$ 18.63	$ 305.95	$ 26.34	$ 5.49	$ 23.04	$ 360.81
9c	Commercial/Multi-family Source-separated Yard Trimmings	Permanent Compactor	6-yard Compactor	On-call of scheduled service (cost per collection)	$ 93.99	$ 16.59	$ 110.57	$ 272.34	$ 48.06	$ 27.95	$ 458.92	$ 39.50	$ 8.23	$ 34.56	$ 541.22
9d	Commercial/Multi-family Source-separated Yard Trimmings	Permanent Compactor/	10-yard compactor	On-call of scheduled service (cost per collection)	$ 164.59	$ 24.58	$ 189.17	$ 446.25	$ 78.75	$ 16.55	$ 730.72	$ 62.90	$ 13.10	$ 55.04	$ 861.75
9e	Commercial/Multi-family Source-separated Yard Trimmings	Permanent Compactor	20-yard compactor	On-call of scheduled service (cost per collection)	$ 164.59	$ 24.58	$ 189.17	$ 346.81	$ 61.20	$ 16.55	$ 613.73	$ 52.83	$ 11.01	$ 46.22	$ 723.78
9f	Commercial/Multi-family Source-separated Yard Trimmings	Permanent Compactor	25-yard Compactor	On-call of scheduled service (cost per collection)	$ 164.59	$ 24.58	$ 189.17	$ 346.81	$ 61.20	$ 16.55	$ 613.73	$ 52.83	$ 11.01	$ 46.22	$ 723.78
9g	Commercial/Multi-family Source-separated Yard Trimmings	Permanent Compactor	30-yard Compactor	On-call of scheduled service (cost per collection)	$ 164.59	$ 24.58	$ 189.17	$ 346.81	$ 61.20	$ 16.55	$ 613.73	$ 52.83	$ 11.01	$ 46.22	$ 723.78
9h	Commercial/Multi-family Source-separated Yard Trimmings	Permanent Compactor	40-yard Compactor	On-call of scheduled service (cost per collection)	$ 164.59	$ 24.58	$ 189.17	$ 346.81	$ 61.20	$ 16.55	$ 613.73	$ 52.83	$ 11.01	$ 46.22	$ 723.78
9i	Commercial/Multi-family Source-separated Yard Trimmings	Permanent Roll-off Box	10-yard Roll-off Box	On-call of scheduled service (cost per collection)	$ 126.61	$ 22.34	$ 148.95	$ 446.25	$ 78.75	$ 16.55	$ 690.50	$ 59.44	$ 12.38	$ 52.01	$ 814.33
9j	Commercial/Multi-family Source-separated Yard Trimmings	Permanent Roll-off Box	20-yard Roll-off Box	On-call of scheduled service (cost per collection)	$ 126.61	$ 22.34	$ 148.95	$ 266.77	$ 47.08	$ 16.55	$ 479.35	$ 41.26	$ 8.60	$ 36.10	$ 565.31
9k	Commercial/Multi-family Source-separated Yard Trimmings	Permanent Roll-off Box	25-yard Roll-off Box	On-call of scheduled service (cost per collection)	$ 126.61	$ 22.34	$ 148.95	$ 266.77	$ 47.08	$ 16.55	$ 479.35	$ 41.26	$ 8.60	$ 36.10	$ 565.31
9l	Commercial/Multi-family Source-separated Yard Trimmings	Permanent Roll-off Box	30-yard Roll-off Box	On-call of scheduled service (cost per collection)	$ 126.61	$ 22.34	$ 148.95	$ 266.77	$ 47.08	$ 16.55	$ 479.35	$ 41.26	$ 8.60	$ 36.10	$ 565.31
9m	Commercial/Multi-family Source-separated Yard Trimmings	Permanent Roll-off Box	40-yard Roll-off Box	On-call of scheduled service (cost per collection)	$ 126.61	$ 22.34	$ 148.95	$ 266.77	$ 47.08	$ 16.55	$ 479.35	$ 41.26	$ 8.60	$ 36.10	$ 565.31

10. Permanent Compactor and Roll-Off Box - Co-collected Food Scraps and Yard Trimmings

#	Sector/Stream	Description	Size	Frequency of Collection	Collection Component (85% Labor and 15% Fuel)			Processing Component	Disposal Component	Non-escalating Capital Component	Total Base Rate	Compliance Cost Component	Procurement Cost Component	Laguna Hills Pavement Impact Cost Component	Total Laguna Hills Rate
					Labor	Fuel	Collection	Composting							
10a	Commercial/Multi-family Co-collected Food Scraps and Yard Trimmings	Permanent Compactor	3-yard Compactor	On-call of scheduled service (cost per collection)	$ 46.99	$ 8.29	$ 55.29	$ 306.84	$ 54.15	$ 13.97	$ 430.25	$ 37.03	$ 7.72	$ 32.41	$ 507.40
10b	Commercial/Multi-family Co-collected Food Scraps and Yard Trimmings	Permanent Compactor	4-yard Compactor	On-call of scheduled service (cost per collection)	$ 62.66	$ 11.06	$ 73.71	$ 409.12	$ 72.20	$ 18.63	$ 573.66	$ 49.38	$ 10.29	$ 43.21	$ 676.53
10c	Commercial/Multi-family Co-collected Food Scraps and Yard Trimmings	Permanent Compactor	6-yard Compactor	On-call of scheduled service (cost per collection)	$ 93.99	$ 16.59	$ 110.57	$ 613.67	$ 108.30	$ 27.95	$ 860.49	$ 74.07	$ 15.43	$ 64.81	$ 1,014.80
10d	Commercial/Multi-family Co-collected Food Scraps and Yard Trimmings	Permanent Compactor/	10-yard compactor	On-call of scheduled service (cost per collection)	$ 164.59	$ 24.58	$ 189.17	$ 1,005.55	$ 177.45	$ 16.55	$ 1,388.72	$ 119.54	$ 24.90	$ 104.59	$ 1,637.75
10e	Commercial/Multi-family Co-collected Food Scraps and Yard Trimmings	Permanent Compactor	20-yard compactor	On-call of scheduled service (cost per collection)	$ 164.59	$ 24.58	$ 189.17	$ 781.47	$ 137.91	$ 16.55	$ 1,125.10	$ 96.85	$ 20.18	$ 84.74	$ 1,326.86
10f	Commercial/Multi-family Co-collected Food Scraps and Yard Trimmings	Permanent Compactor	25-yard Compactor	On-call of scheduled service (cost per collection)	$ 164.59	$ 24.58	$ 189.17	$ 781.47	$ 137.91	$ 16.55	$ 1,125.10	$ 96.85	$ 20.18	$ 84.74	$ 1,326.86
10g	Commercial/Multi-family Co-collected Food Scraps and Yard Trimmings	Permanent Compactor	30-yard Compactor	On-call of scheduled service (cost per collection)	$ 164.59	$ 24.58	$ 189.17	$ 781.47	$ 137.91	$ 16.55	$ 1,125.10	$ 96.85	$ 20.18	$ 84.74	$ 1,326.86
10h	Commercial/Multi-family Co-collected Food Scraps and Yard Trimmings	Permanent Compactor	40-yard Compactor	On-call of scheduled service (cost per collection)	$ 164.59	$ 24.58	$ 189.17	$ 781.47	$ 137.91	$ 16.55	$ 1,125.10	$ 96.85	$ 20.18	$ 84.74	$ 1,326.86
10i	Commercial/Multi-family Co-collected Food Scraps and Yard Trimmings	Permanent Roll-off Box	10-yard Roll-off Box	On-call of scheduled service (cost per collection)	$ 126.61	$ 22.34	$ 148.95	$ 1,005.55	$ 177.45	$ 16.55	$ 1,348.50	$ 116.08	$ 24.18	$ 101.57	$ 1,590.32
10j	Commercial/Multi-family Co-collected Food Scraps and Yard Trimmings	Permanent Roll-off Box	20-yard Roll-off Box	On-call of scheduled service (cost per collection)	$ 126.61	$ 22.34	$ 148.95	$ 601.13	$ 106.08	$ 16.55	$ 872.72	$ 75.12	$ 15.65	$ 65.73	$ 1,029.22

10k	Commercial/Multi-family Co-collected Food Scraps and Yard Trimmings	Permanent Roll-off Box	25-yard Roll-off Box	On-call of scheduled service (cost per collection)	$ 126.61	$ 22.34	$ 148.95	$ 601.13	$ 106.08	$ 16.55	$ 872.72	$ 75.12	$ 15.65	$ 65.73	$ 1,029.22
10l	Commercial/Multi-family Co-collected Food Scraps and Yard Trimmings	Permanent Roll-off Box	30-yard Roll-off Box	On-call of scheduled service (cost per collection)	$ 126.61	$ 22.34	$ 148.95	$ 601.13	$ 106.08	$ 16.55	$ 872.72	$ 75.12	$ 15.65	$ 65.73	$ 1,029.22
10m	Commercial/Multi-family Co-collected Food Scraps and Yard Trimmings	Permanent Roll-off Box	40-yard Roll-off Box	On-call of scheduled service (cost per collection)	$ 126.61	$ 22.34	$ 148.95	$ 601.13	$ 106.08	$ 16.55	$ 872.72	$ 75.12	$ 15.65	$ 65.73	$ 1,029.22

11. Permanent Compactor and Roll-Off Box - MSW Direct-hauled to the Landfill Service

#	Sector/Stream	Description	Size	Frequency of Collection	Collection Component (85% Labor and 15% Fuel)			Disposal Component	Non-escalating Capital Component	Total Base Rate	Laguna Hills Procurement Cost	Laguna Hills Procurement Cost	Laguna Hills Pavement Impact Cost Component	Total Laguna Hills Rate
					Labor	Fuel	Collection							
11a	Commercial/Multi-family MSW	Permanent Compactor	3-yard Compactor	On-call of scheduled service (cost per collection)	$ 93.99	$ 16.59	$ 110.57	$ 140.98	$ 27.95	$ 279.50	$ 24.06	$ 5.01	$ 21.05	$ 329.62
11b	Commercial/Multi-family MSW	Permanent Compactor	4-yard Compactor	On-call of scheduled service (cost per collection)	$ 125.32	$ 22.11	$ 147.43	$ 187.97	$ 37.27	$ 372.66	$ 32.08	$ 6.68	$ 28.07	$ 439.49
11c	Commercial/Multi-family MSW	Permanent Compactor	6-yard Compactor	On-call of scheduled service (cost per collection)	$ 187.97	$ 33.17	$ 221.14	$ 281.95	$ 55.90	$ 559.00	$ 48.12	$ 10.02	$ 42.10	$ 659.24
11d	Commercial/Multi-family MSW	Permanent Compactor/	10-yard compactor	On-call of scheduled service (cost per collection)	$ 329.18	$ 49.15	$ 378.33	$ 462.00	$ 33.10	$ 873.43	$ 75.18	$ 15.66	$ 65.78	$ 1,030.06
11e	Commercial/Multi-family MSW	Permanent Compactor	20-yard compactor	On-call of scheduled service (cost per collection)	$ 329.18	$ 49.15	$ 378.33	$ 359.05	$ 33.10	$ 770.48	$ 66.32	$ 13.82	$ 58.03	$ 908.65
11f	Commercial/Multi-family MSW	Permanent Compactor	25-yard Compactor	On-call of scheduled service (cost per collection)	$ 329.18	$ 49.15	$ 378.33	$ 359.05	$ 33.10	$ 770.48	$ 66.32	$ 13.82	$ 58.03	$ 908.65
11g	Commercial/Multi-family MSW	Permanent Compactor	30-yard Compactor	On-call of scheduled service (cost per collection)	$ 329.18	$ 49.15	$ 378.33	$ 359.05	$ 33.10	$ 770.48	$ 66.32	$ 13.82	$ 58.03	$ 908.65
11h	Commercial/Multi-family MSW	Permanent Compactor	40-yard Compactor	On-call of scheduled service (cost per collection)	$ 329.18	$ 49.15	$ 378.33	$ 359.05	$ 33.10	$ 770.48	$ 66.32	$ 13.82	$ 58.03	$ 908.65
11i	Commercial/Multi-family MSW	Permanent Roll-off Box	10-yard Roll-off Box	On-call of scheduled service (cost per collection)	$ 253.22	$ 44.69	$ 297.90	$ 462.00	$ 33.10	$ 793.00	$ 68.26	$ 14.22	$ 59.73	$ 935.21
11j	Commercial/Multi-family MSW	Permanent Roll-off Box	20-yard Roll-off Box	On-call of scheduled service (cost per collection)	$ 253.22	$ 44.69	$ 297.90	$ 276.19	$ 33.10	$ 607.19	$ 52.27	$ 10.89	$ 45.73	$ 716.08
11k	Commercial/Multi-family MSW	Permanent Roll-off Box	25-yard Roll-off Box	On-call of scheduled service (cost per collection)	$ 253.22	$ 44.69	$ 297.90	$ 276.19	$ 33.10	$ 607.19	$ 52.27	$ 10.89	$ 45.73	$ 716.08
11l	Commercial/Multi-family MSW	Permanent Roll-off Box	30-yard Roll-off Box	On-call of scheduled service (cost per collection)	$ 253.22	$ 44.69	$ 297.90	$ 276.19	$ 33.10	$ 607.19	$ 52.27	$ 10.89	$ 45.73	$ 716.08
11m	Commercial/Multi-family MSW	Permanent Roll-off Box	40-yard Roll-off Box	On-call of scheduled service (cost per collection)	$ 253.22	$ 44.69	$ 297.90	$ 276.19	$ 33.10	$ 607.19	$ 52.27	$ 10.89	$ 45.73	$ 716.08

12. Temporary Bin and Roll-Off Bin Divertible Service - Single-Material Recyclables and Single-Stream Recyclables

#	Sector/Stream	Description	Size	Frequency of Collection	Collection Component (85% Labor and 15% Fuel)			Processing Component	Disposal Component	Non-escalating Capital Component	Total Base Rate	Laguna Hills Procurement Cost	Laguna Hills Procurement Cost	Laguna Hills Pavement Impact Cost Component	Total Laguna Hills Rate
					Labor	Fuel	Collection	Clean MRF							
12a	Commercial/Multi-family Single-material and Single-stream Recyclables Service	Temporary Bin	2-yard Bin	Same day (same day collection service - cost per collection)	$ 68.40	$ 12.07	$ 80.48	$ 8.29	$ 1.46	$ 7.28	$ 97.50	$ 8.39	$ 1.75	$ 7.34	$ 114.98
12a	Commercial/Multi-family Single-material and Single-stream Recyclables Service	Temporary Bin	2-yard Bin	Weekly (i.e. Monday collection, with the collection again on the following Monday - cost per collection)	$ 68.40	$ 12.07	$ 80.48	$ 8.29	$ 1.46	$ 7.28	$ 97.50	$ 8.39	$ 1.75	$ 7.34	$ 114.98
12a	Commercial/Multi-family Single-material and Single-stream Recyclables Service	Temporary Bin	2-yard Bin	Weekend (i.e. collection on Saturday or Sunday - cost per collection)	$ 68.40	$ 12.07	$ 80.48	$ 8.29	$ 1.46	$ 7.28	$ 97.50	$ 8.39	$ 1.75	$ 7.34	$ 114.98
12b	Commercial/Multi-family Single-material and Single-stream Recyclables Service	Temporary Bin	3-yard Bin	Same day (same day collection service - cost per collection)	$ 68.40	$ 12.07	$ 80.48	$ 8.29	$ 1.46	$ 7.28	$ 97.50	$ 8.39	$ 1.75	$ 7.34	$ 114.98
12b	Commercial/Multi-family Single-material and Single-stream Recyclables Service	Temporary Bin	3-yard Bin	Weekly (i.e. Monday collection, with the collection again on the following Monday - cost per collection)	$ 68.40	$ 12.07	$ 80.48	$ 8.29	$ 1.46	$ 7.28	$ 97.50	$ 8.39	$ 1.75	$ 7.34	$ 114.98
12b	Commercial/Multi-family Single-material and Single-stream Recyclables Service	Temporary Bin	3-yard Bin	Weekend (i.e. collection on Saturday or Sunday - cost per collection)	$ 68.40	$ 12.07	$ 80.48	$ 8.29	$ 1.46	$ 7.28	$ 97.50	$ 8.39	$ 1.75	$ 7.34	$ 114.98
12c	Commercial/Multi-family Single-material and Single-stream Recyclables Service	Temporary Bin	4-yard Bin	Same day (same day collection service - cost per collection)	$ 70.17	$ 12.38	$ 82.55	$ 11.05	$ 1.95	$ 6.95	$ 102.50	$ 8.82	$ 1.84	$ 7.72	$ 120.88
12c	Commercial/Multi-family Single-material and Single-stream Recyclables Service	Temporary Bin	4-yard Bin	Weekly (i.e. Monday collection, with the collection again on the following Monday - cost per collection)	$ 70.17	$ 12.38	$ 82.55	$ 11.05	$ 1.95	$ 6.95	$ 102.50	$ 8.82	$ 1.84	$ 7.72	$ 120.88
12c	Commercial/Multi-family Single-material and Single-stream Recyclables Service	Temporary Bin	4-yard Bin	Weekend (i.e. collection on Saturday or Sunday - cost per collection)	$ 70.17	$ 12.38	$ 82.55	$ 11.05	$ 1.95	$ 6.95	$ 102.50	$ 8.82	$ 1.84	$ 7.72	$ 120.88
12d	Commercial/Multi-family Single-material and Single-stream Recyclables Service	Temporary Bin	6-yard Bin	Same day (same day collection service - cost per collection)	$ 73.70	$ 13.01	$ 86.70	$ 16.58	$ 2.93	$ 6.30	$ 112.50	$ 9.68	$ 2.02	$ 8.47	$ 132.67
12d	Commercial/Multi-family Single-material and Single-stream Recyclables Service	Temporary Bin	6-yard Bin	Weekly (i.e. Monday collection, with the collection again on the following Monday - cost per collection)	$ 73.70	$ 13.01	$ 86.70	$ 16.58	$ 2.93	$ 6.30	$ 112.50	$ 9.68	$ 2.02	$ 8.47	$ 132.67
12d	Commercial/Multi-family Single-material and Single-stream Recyclables Service	Temporary Bin	6-yard Bin	Weekend (i.e. collection on Saturday or Sunday - cost per collection)	$ 73.70	$ 13.01	$ 86.70	$ 16.58	$ 2.93	$ 6.30	$ 112.50	$ 9.68	$ 2.02	$ 8.47	$ 132.67
12e	Commercial/Multi-family Single-material and Single-stream Recyclables Service	Temporary Bin	10-yard Roll-off	Weekly (i.e. Monday collection, with the collection again on the following Monday - cost per collection)	$ 106.72	$ 18.83	$ 125.55	$ 255.00	$ 45.00	$ 13.95	$ 439.50	$ 37.83	$ 7.88	$ 33.10	$ 518.31
12e	Commercial/Multi-family Single-material and Single-stream Recyclables Service	Temporary Bin	10-yard Roll-off	Weekend (i.e. collection on Saturday or Sunday - cost per collection)	$ 106.72	$ 18.83	$ 125.55	$ 255.00	$ 45.00	$ 13.95	$ 439.50	$ 37.83	$ 7.88	$ 33.10	$ 518.31
12e	Commercial/Multi-family Single-material and Single-stream Recyclables Service	Temporary Bin	10-yard Roll-off	Same day (same day collection service - cost per collection)	$ 106.72	$ 18.83	$ 125.55	$ 255.00	$ 45.00	$ 13.95	$ 439.50	$ 37.83	$ 7.88	$ 33.10	$ 518.31
12f	Commercial/Multi-family Single-material and Single-stream Recyclables Service	Temporary Bin	20-yard Roll-off	Weekly (i.e. Monday collection, with the collection again on the following Monday - cost per collection)	$ 106.72	$ 18.83	$ 125.55	$ 191.25	$ 33.75	$ 13.95	$ 364.50	$ 31.38	$ 6.54	$ 27.45	$ 429.86

12f	Commercial/Multi-family Single-material and Single-stream Recyclables Service	Temporary Bin	20-yard Roll-off	Weekend (i.e. collection on Saturday or Sunday - cost per collection)	$ 106.72	$ 18.83	$ 125.55	$ 191.25	$ 33.75	$ 13.95	$ 364.50	$ 31.38	$ 6.54	$ 27.45	$ 429.86
12f	Commercial/Multi-family Single-material and Single-stream Recyclables Service	Temporary Bin	20-yard Roll-off	Same day (same day collection service - cost per collection)	$ 106.72	$ 18.83	$ 125.55	$ 191.25	$ 33.75	$ 13.95	$ 364.50	$ 31.38	$ 6.54	$ 27.45	$ 429.86
12g	Commercial/Multi-family Single-material and Single-stream Recyclables Service	Temporary Bin	25-yard Roll-off	Weekly (i.e. Monday collection, with the collection again on the following Monday - cost per collection)	$ 106.72	$ 18.83	$ 125.55	$ 191.25	$ 33.75	$ 13.95	$ 364.50	$ 31.38	$ 6.54	$ 27.45	$ 429.86
12g	Commercial/Multi-family Single-material and Single-stream Recyclables Service	Temporary Bin	25-yard Roll-off	Weekend (i.e. collection on Saturday or Sunday - cost per collection)	$ 106.72	$ 18.83	$ 125.55	$ 191.25	$ 33.75	$ 13.95	$ 364.50	$ 31.38	$ 6.54	$ 27.45	$ 429.86
12g	Commercial/Multi-family Single-material and Single-stream Recyclables Service	Temporary Bin	25-yard Roll-off	Same day (same day collection service - cost per collection)	$ 106.72	$ 18.83	$ 125.55	$ 191.25	$ 33.75	$ 13.95	$ 364.50	$ 31.38	$ 6.54	$ 27.45	$ 429.86
12h	Commercial/Multi-family Single-material and Single-stream Recyclables Service	Temporary Bin	30-yard Roll-off	Weekly (i.e. Monday collection, with the collection again on the following Monday - cost per collection)	$ 106.72	$ 18.83	$ 125.55	$ 191.25	$ 33.75	$ 13.95	$ 364.50	$ 31.38	$ 6.54	$ 27.45	$ 429.86
12h	Commercial/Multi-family Single-material and Single-stream Recyclables Service	Temporary Bin	30-yard Roll-off	Weekend (i.e. collection on Saturday or Sunday - cost per collection)	$ 106.72	$ 18.83	$ 125.55	$ 191.25	$ 33.75	$ 13.95	$ 364.50	$ 31.38	$ 6.54	$ 27.45	$ 429.86
12h	Commercial/Multi-family Single-material and Single-stream Recyclables Service	Temporary Bin	30-yard Roll-off	Same day (same day collection service - cost per collection)	$ 106.72	$ 18.83	$ 125.55	$ 191.25	$ 33.75	$ 13.95	$ 364.50	$ 31.38	$ 6.54	$ 27.45	$ 429.86
12i	Commercial/Multi-family Single-material and Single-stream Recyclables Service	Temporary Bin	40-yard Roll-off	Weekly (i.e. Monday collection, with the collection again on the following Monday - cost per collection)	$ 106.72	$ 18.83	$ 125.55	$ 159.38	$ 28.13	$ 13.95	$ 327.00	$ 28.15	$ 5.86	$ 24.63	$ 385.64
12i	Commercial/Multi-family Single-material and Single-stream Recyclables Service	Temporary Bin	40-yard Roll-off	Weekend (i.e. collection on Saturday or Sunday - cost per collection)	$ 106.72	$ 18.83	$ 125.55	$ 159.38	$ 28.13	$ 13.95	$ 327.00	$ 28.15	$ 5.86	$ 24.63	$ 385.64
12i	Commercial/Multi-family Single-material and Single-stream Recyclables Service	Temporary Bin	40-yard Roll-off	Same day (same day collection service - cost per collection)	$ 106.72	$ 18.83	$ 125.55	$ 159.38	$ 28.13	$ 13.95	$ 327.00	$ 28.15	$ 5.86	$ 24.63	$ 385.64

13. Temporary Bin and Roll-Off Bin Divertible Service - Source-separated Food Scraps

#	Sector/Stream	Description	Size	Frequency of Collection	Collection Component (85% Labor and 15% Fuel)			Processing Component	Disposal Component	Non-escalating Capital Component	Total Base Rate	Compliance Cost Component	Procurement Cost Component	Laguna Hills Pavement Impact Cost Component	Total Laguna Hills Rate
					Labor	Fuel	Collection	Composting							
13a	Commercial/Multi-family Source-separated Food Scraps	Temporary Bin	2-yard Bin	Same day (same day collection service - cost per collection)	$ 68.40	$ 12.07	$ 80.48	$ 8.29	$ 1.46	$ 7.28	$ 97.50	$ 8.39	$ 1.75	$ 7.34	$ 114.98
13a	Commercial/Multi-family Source-separated Food Scraps	Temporary Bin	2-yard Bin	Weekly (i.e. Monday collection, with the collection again on the following Monday - cost per collection)	$ 68.40	$ 12.07	$ 80.48	$ 8.29	$ 1.46	$ 7.28	$ 97.50	$ 8.39	$ 1.75	$ 7.34	$ 114.98
13a	Commercial/Multi-family Source-separated Food Scraps	Temporary Bin	2-yard Bin	Weekend (i.e. collection on Saturday or Sunday - cost per collection)	$ 68.40	$ 12.07	$ 80.48	$ 8.29	$ 1.46	$ 7.28	$ 97.50	$ 8.39	$ 1.75	$ 7.34	$ 114.98
13b	Commercial/Multi-family Source-separated Food Scraps	Temporary Bin	3-yard Bin	Same day (same day collection service - cost per collection)	$ 68.40	$ 12.07	$ 80.48	$ 8.29	$ 1.46	$ 7.28	$ 97.50	$ 8.39	$ 1.75	$ 7.34	$ 114.98
13b	Commercial/Multi-family Source-separated Food Scraps	Temporary Bin	3-yard Bin	Weekly (i.e. Monday collection, with the collection again on the following Monday - cost per collection)	$ 68.40	$ 12.07	$ 80.48	$ 8.29	$ 1.46	$ 7.28	$ 97.50	$ 8.39	$ 1.75	$ 7.34	$ 114.98
13b	Commercial/Multi-family Source-separated Food Scraps	Temporary Bin	3-yard Bin	Weekend (i.e. collection on Saturday or Sunday - cost per collection)	$ 68.40	$ 12.07	$ 80.48	$ 8.29	$ 1.46	$ 7.28	$ 97.50	$ 8.39	$ 1.75	$ 7.34	$ 114.98
13c	Commercial/Multi-family Source-separated Food Scraps	Temporary Bin	4-yard Bin	Same day (same day collection service - cost per collection)	$ 70.17	$ 12.38	$ 82.55	$ 11.05	$ 1.95	$ 6.95	$ 102.50	$ 8.82	$ 1.84	$ 7.72	$ 120.88
13c	Commercial/Multi-family Source-separated Food Scraps	Temporary Bin	4-yard Bin	Weekly (i.e. Monday collection, with the collection again on the following Monday - cost per collection)	$ 70.17	$ 12.38	$ 82.55	$ 11.05	$ 1.95	$ 6.95	$ 102.50	$ 8.82	$ 1.84	$ 7.72	$ 120.88
13c	Commercial/Multi-family Source-separated Food Scraps	Temporary Bin	4-yard Bin	Weekend (i.e. collection on Saturday or Sunday - cost per collection)	$ 70.17	$ 12.38	$ 82.55	$ 11.05	$ 1.95	$ 6.95	$ 102.50	$ 8.82	$ 1.84	$ 7.72	$ 120.88
13d	Commercial/Multi-family Source-separated Food Scraps	Temporary Bin	6-yard Bin	Same day (same day collection service - cost per collection)	$ 73.70	$ 13.01	$ 86.70	$ 16.58	$ 2.93	$ 6.30	$ 112.50	$ 9.68	$ 2.02	$ 8.47	$ 132.67
13d	Commercial/Multi-family Source-separated Food Scraps	Temporary Bin	6-yard Bin	Weekly (i.e. Monday collection, with the collection again on the following Monday - cost per collection)	$ 73.70	$ 13.01	$ 86.70	$ 16.58	$ 2.93	$ 6.30	$ 112.50	$ 9.68	$ 2.02	$ 8.47	$ 132.67
13d	Commercial/Multi-family Source-separated Food Scraps	Temporary Bin	6-yard Bin	Weekend (i.e. collection on Saturday or Sunday - cost per collection)	$ 73.70	$ 13.01	$ 86.70	$ 16.58	$ 2.93	$ 6.30	$ 112.50	$ 9.68	$ 2.02	$ 8.47	$ 132.67
13e	Commercial/Multi-family Source-separated Food Scraps	Temporary Bin	10-yard Roll-off	Weekly (i.e. Monday collection, with the collection again on the following Monday - cost per collection)	$ 106.72	$ 18.83	$ 125.55	$ 255.00	$ 45.00	$ 13.95	$ 439.50	$ 37.83	$ 7.88	$ 33.10	$ 518.31
13e	Commercial/Multi-family Source-separated Food Scraps	Temporary Bin	10-yard Roll-off	Weekend (i.e. collection on Saturday or Sunday - cost per collection)	$ 106.72	$ 18.83	$ 125.55	$ 255.00	$ 45.00	$ 13.95	$ 439.50	$ 37.83	$ 7.88	$ 33.10	$ 518.31
13e	Commercial/Multi-family Source-separated Food Scraps	Temporary Bin	10-yard Roll-off	Same day (same day collection service - cost per collection)	$ 106.72	$ 18.83	$ 125.55	$ 255.00	$ 45.00	$ 13.95	$ 439.50	$ 37.83	$ 7.88	$ 33.10	$ 518.31
13f	Commercial/Multi-family Source-separated Food Scraps	Temporary Bin	20-yard Roll-off	Weekly (i.e. Monday collection, with the collection again on the following Monday - cost per collection)	$ 106.72	$ 18.83	$ 125.55	$ 191.25	$ 33.75	$ 13.95	$ 364.50	$ 31.38	$ 6.54	$ 27.45	$ 429.86
13f	Commercial/Multi-family Source-separated Food Scraps	Temporary Bin	20-yard Roll-off	Weekend (i.e. collection on Saturday or Sunday - cost per collection)	$ 106.72	$ 18.83	$ 125.55	$ 191.25	$ 33.75	$ 13.95	$ 364.50	$ 31.38	$ 6.54	$ 27.45	$ 429.86
13f	Commercial/Multi-family Source-separated Food Scraps	Temporary Bin	20-yard Roll-off	Same day (same day collection service - cost per collection)	$ 106.72	$ 18.83	$ 125.55	$ 191.25	$ 33.75	$ 13.95	$ 364.50	$ 31.38	$ 6.54	$ 27.45	$ 429.86

13g	Commercial/Multi-family Source-separated Food Scraps	Temporary Bin	25-yard Roll-off	Weekly (i.e. Monday collection, with the collection again on the following Monday - cost per collection)	$ 106.72	$ 18.83	$ 125.55	$ 191.25	$ 33.75	$ 13.95	$ 364.50	$ 31.38	$ 6.54	$ 27.45	$ 429.86
13g	Commercial/Multi-family Source-separated Food Scraps	Temporary Bin	25-yard Roll-off	Weekend (i.e. collection on Saturday or Sunday - cost per collection)	$ 106.72	$ 18.83	$ 125.55	$ 191.25	$ 33.75	$ 13.95	$ 364.50	$ 31.38	$ 6.54	$ 27.45	$ 429.86
13g	Commercial/Multi-family Source-separated Food Scraps	Temporary Bin	25-yard Roll-off	Same day (same day collection service - cost per collection)	$ 106.72	$ 18.83	$ 125.55	$ 191.25	$ 33.75	$ 13.95	$ 364.50	$ 31.38	$ 6.54	$ 27.45	$ 429.86
13h	Commercial/Multi-family Source-separated Food Scraps	Temporary Bin	30-yard Roll-off	Weekly (i.e. Monday collection, with the collection again on the following Monday - cost per collection)	$ 106.72	$ 18.83	$ 125.55	$ 191.25	$ 33.75	$ 13.95	$ 364.50	$ 31.38	$ 6.54	$ 27.45	$ 429.86
13h	Commercial/Multi-family Source-separated Food Scraps	Temporary Bin	30-yard Roll-off	Weekend (i.e. collection on Saturday or Sunday - cost per collection)	$ 106.72	$ 18.83	$ 125.55	$ 191.25	$ 33.75	$ 13.95	$ 364.50	$ 31.38	$ 6.54	$ 27.45	$ 429.86
13h	Commercial/Multi-family Source-separated Food Scraps	Temporary Bin	30-yard Roll-off	Same day (same day collection service - cost per collection)	$ 106.72	$ 18.83	$ 125.55	$ 191.25	$ 33.75	$ 13.95	$ 364.50	$ 31.38	$ 6.54	$ 27.45	$ 429.86
13i	Commercial/Multi-family Source-separated Food Scraps	Temporary Bin	40-yard Roll-off	Weekly (i.e. Monday collection, with the collection again on the following Monday - cost per collection)	$ 106.72	$ 18.83	$ 125.55	$ 159.38	$ 28.13	$ 13.95	$ 327.00	$ 28.15	$ 5.86	$ 24.63	$ 385.64
13i	Commercial/Multi-family Source-separated Food Scraps	Temporary Bin	40-yard Roll-off	Weekend (i.e. collection on Saturday or Sunday - cost per collection)	$ 106.72	$ 18.83	$ 125.55	$ 159.38	$ 28.13	$ 13.95	$ 327.00	$ 28.15	$ 5.86	$ 24.63	$ 385.64
13i	Commercial/Multi-family Source-separated Food Scraps	Temporary Bin	40-yard Roll-off	Same day (same day collection service - cost per collection)	$ 106.72	$ 18.83	$ 125.55	$ 159.38	$ 28.13	$ 13.95	$ 327.00	$ 28.15	$ 5.86	$ 24.63	$ 385.64

14. Temporary Bin and Roll-Off Bin Divertible Service - Source-separated Yard Trimmings

#	Sector/Stream	Description	Size	Frequency of Collection	Collection Component (85% Labor and 15% Fuel)			Processing Component	Disposal Component	Non-escalating Capital Component	Total Base Rate	Compliance Cost Component	Procurement Cost Component	Laguna Hills Pavement Impact Cost Component	Total Laguna Hills Rate
					Labor	Fuel	Collection	Composting							
14a	Commercial/Multi-family Source-separated Yard Trimmings	Temporary Bin	2-yard Bin	Same day (same day collection service - cost per collection)	$ 68.40	$ 12.07	$ 80.48	$ 8.29	$ 1.46	$ 7.28	$ 97.50	$ 8.39	$ 1.75	$ 7.34	$ 114.98
14a	Commercial/Multi-family Source-separated Yard Trimmings	Temporary Bin	2-yard Bin	Weekly (i.e. Monday collection, with the collection again on the following Monday - cost per collection)	$ 68.40	$ 12.07	$ 80.48	$ 8.29	$ 1.46	$ 7.28	$ 97.50	$ 8.39	$ 1.75	$ 7.34	$ 114.98
14a	Commercial/Multi-family Source-separated Yard Trimmings	Temporary Bin	2-yard Bin	Weekend (i.e. collection on Saturday or Sunday - cost per collection)	$ 68.40	$ 12.07	$ 80.48	$ 8.29	$ 1.46	$ 7.28	$ 97.50	$ 8.39	$ 1.75	$ 7.34	$ 114.98
14b	Commercial/Multi-family Source-separated Yard Trimmings	Temporary Bin	3-yard Bin	Same day (same day collection service - cost per collection)	$ 68.40	$ 12.07	$ 80.48	$ 8.29	$ 1.46	$ 7.28	$ 97.50	$ 8.39	$ 1.75	$ 7.34	$ 114.98
14b	Commercial/Multi-family Source-separated Yard Trimmings	Temporary Bin	3-yard Bin	Weekly (i.e. Monday collection, with the collection again on the following Monday - cost per collection)	$ 68.40	$ 12.07	$ 80.48	$ 8.29	$ 1.46	$ 7.28	$ 97.50	$ 8.39	$ 1.75	$ 7.34	$ 114.98
14b	Commercial/Multi-family Source-separated Yard Trimmings	Temporary Bin	3-yard Bin	Weekend (i.e. collection on Saturday or Sunday - cost per collection)	$ 68.40	$ 12.07	$ 80.48	$ 8.29	$ 1.46	$ 7.28	$ 97.50	$ 8.39	$ 1.75	$ 7.34	$ 114.98
14c	Commercial/Multi-family Source-separated Yard Trimmings	Temporary Bin	4-yard Bin	Same day (same day collection service - cost per collection)	$ 70.17	$ 12.38	$ 82.55	$ 11.05	$ 1.95	$ 6.95	$ 102.50	$ 8.82	$ 1.84	$ 7.72	$ 120.88
14c	Commercial/Multi-family Source-separated Yard Trimmings	Temporary Bin	4-yard Bin	Weekly (i.e. Monday collection, with the collection again on the following Monday - cost per collection)	$ 70.17	$ 12.38	$ 82.55	$ 11.05	$ 1.95	$ 6.95	$ 102.50	$ 8.82	$ 1.84	$ 7.72	$ 120.88
14c	Commercial/Multi-family Source-separated Yard Trimmings	Temporary Bin	4-yard Bin	Weekend (i.e. collection on Saturday or Sunday - cost per collection)	$ 70.17	$ 12.38	$ 82.55	$ 11.05	$ 1.95	$ 6.95	$ 102.50	$ 8.82	$ 1.84	$ 7.72	$ 120.88
14d	Commercial/Multi-family Source-separated Yard Trimmings	Temporary Bin	6-yard Bin	Same day (same day collection service - cost per collection)	$ 73.70	$ 13.01	$ 86.70	$ 16.58	$ 2.93	$ 6.30	$ 112.50	$ 9.68	$ 2.02	$ 8.47	$ 132.67
14d	Commercial/Multi-family Source-separated Yard Trimmings	Temporary Bin	6-yard Bin	Weekly (i.e. Monday collection, with the collection again on the following Monday - cost per collection)	$ 73.70	$ 13.01	$ 86.70	$ 16.58	$ 2.93	$ 6.30	$ 112.50	$ 9.68	$ 2.02	$ 8.47	$ 132.67
14d	Commercial/Multi-family Source-separated Yard Trimmings	Temporary Bin	6-yard Bin	Weekend (i.e. collection on Saturday or Sunday - cost per collection)	$ 73.70	$ 13.01	$ 86.70	$ 16.58	$ 2.93	$ 6.30	$ 112.50	$ 9.68	$ 2.02	$ 8.47	$ 132.67
14e	Commercial/Multi-family Source-separated Yard Trimmings	Temporary Bin	10-yard Roll-off	Weekly (i.e. Monday collection, with the collection again on the following Monday - cost per collection)	$ 106.72	$ 18.83	$ 125.55	$ 255.00	$ 45.00	$ 13.95	$ 439.50	$ 37.83	$ 7.88	$ 33.10	$ 518.31
14e	Commercial/Multi-family Source-separated Yard Trimmings	Temporary Bin	10-yard Roll-off	Weekend (i.e. collection on Saturday or Sunday - cost per collection)	$ 106.72	$ 18.83	$ 125.55	$ 255.00	$ 45.00	$ 13.95	$ 439.50	$ 37.83	$ 7.88	$ 33.10	$ 518.31
14e	Commercial/Multi-family Source-separated Yard Trimmings	Temporary Bin	10-yard Roll-off	Same day (same day collection service - cost per collection)	$ 106.72	$ 18.83	$ 125.55	$ 255.00	$ 45.00	$ 13.95	$ 439.50	$ 37.83	$ 7.88	$ 33.10	$ 518.31
14f	Commercial/Multi-family Source-separated Yard Trimmings	Temporary Bin	20-yard Roll-off	Weekly (i.e. Monday collection, with the collection again on the following Monday - cost per collection)	$ 106.72	$ 18.83	$ 125.55	$ 191.25	$ 33.75	$ 13.95	$ 364.50	$ 31.38	$ 6.54	$ 27.45	$ 429.86
14f	Commercial/Multi-family Source-separated Yard Trimmings	Temporary Bin	20-yard Roll-off	Weekend (i.e. collection on Saturday or Sunday - cost per collection)	$ 106.72	$ 18.83	$ 125.55	$ 191.25	$ 33.75	$ 13.95	$ 364.50	$ 31.38	$ 6.54	$ 27.45	$ 429.86
14f	Commercial/Multi-family Source-separated Yard Trimmings	Temporary Bin	20-yard Roll-off	Same day (same day collection service - cost per collection)	$ 106.72	$ 18.83	$ 125.55	$ 191.25	$ 33.75	$ 13.95	$ 364.50	$ 31.38	$ 6.54	$ 27.45	$ 429.86
14g	Commercial/Multi-family Source-separated Yard Trimmings	Temporary Bin	25-yard Roll-off	Weekly (i.e. Monday collection, with the collection again on the following Monday - cost per collection)	$ 106.72	$ 18.83	$ 125.55	$ 191.25	$ 33.75	$ 13.95	$ 364.50	$ 31.38	$ 6.54	$ 27.45	$ 429.86

14g	Commercial/Multi-family Source-separated Yard Trimmings	Temporary Bin	25-yard Roll-off	Weekend (i.e. collection on Saturday or Sunday - cost per collection)	$ 106.72	$ 18.83	$ 125.55	$ 191.25	$ 33.75	$ 13.95	$ 364.50	$ 31.38	$ 6.54	$ 27.45	$ 429.86
14g	Commercial/Multi-family Source-separated Yard Trimmings	Temporary Bin	25-yard Roll-off	Same day (same day collection service - cost per collection)	$ 106.72	$ 18.83	$ 125.55	$ 191.25	$ 33.75	$ 13.95	$ 364.50	$ 31.38	$ 6.54	$ 27.45	$ 429.86
14h	Commercial/Multi-family Source-separated Yard Trimmings	Temporary Bin	30-yard Roll-off	Weekly (i.e. Monday collection, with the collection again on the following Monday - cost per collection)	$ 106.72	$ 18.83	$ 125.55	$ 191.25	$ 33.75	$ 13.95	$ 364.50	$ 31.38	$ 6.54	$ 27.45	$ 429.86
14h	Commercial/Multi-family Source-separated Yard Trimmings	Temporary Bin	30-yard Roll-off	Weekend (i.e. collection on Saturday or Sunday - cost per collection)	$ 106.72	$ 18.83	$ 125.55	$ 191.25	$ 33.75	$ 13.95	$ 364.50	$ 31.38	$ 6.54	$ 27.45	$ 429.86
14h	Commercial/Multi-family Source-separated Yard Trimmings	Temporary Bin	30-yard Roll-off	Same day (same day collection service - cost per collection)	$ 106.72	$ 18.83	$ 125.55	$ 191.25	$ 33.75	$ 13.95	$ 364.50	$ 31.38	$ 6.54	$ 27.45	$ 429.86
14i	Commercial/Multi-family Source-separated Yard Trimmings	Temporary Bin	40-yard Roll-off	Weekly (i.e. Monday collection, with the collection again on the following Monday - cost per collection)	$ 106.72	$ 18.83	$ 125.55	$ 159.38	$ 28.13	$ 13.95	$ 327.00	$ 28.15	$ 5.86	$ 24.63	$ 385.64
14i	Commercial/Multi-family Source-separated Yard Trimmings	Temporary Bin	40-yard Roll-off	Weekend (i.e. collection on Saturday or Sunday - cost per collection)	$ 106.72	$ 18.83	$ 125.55	$ 159.38	$ 28.13	$ 13.95	$ 327.00	$ 28.15	$ 5.86	$ 24.63	$ 385.64
14i	Commercial/Multi-family Source-separated Yard Trimmings	Temporary Bin	40-yard Roll-off	Same day (same day collection service - cost per collection)	$ 106.72	$ 18.83	$ 125.55	$ 159.38	$ 28.13	$ 13.95	$ 327.00	$ 28.15	$ 5.86	$ 24.63	$ 385.64

15. Temporary Bin and Roll-Off Bin Divertible Service - Co-collected Food Scraps and Yard Trimmings

#	Sector/Stream	Description	Size	Frequency of Collection	Collection Component (85% Labor and 15% Fuel)			Processing Component	Disposal Component	Non-escalating Capital Component	Total Base Rate	Compliance Cost Component	Procurement Cost Component	Laguna Hills Pavement Impact Cost Component	Total Laguna Hills Rate
					Labor	Fuel	Collection	Composting							
15a	Commercial/Multi-family Co-collected Food Scraps and Yard Trimmings	Temporary Bin	2-yard Bin	Same day (same day collection service - cost per collection)	$ 68.40	$ 12.07	$ 80.48	$ 8.29	$ 1.46	$ 7.28	$ 97.50	$ 8.39	$ 1.75	$ 7.34	$ 114.98
15a	Commercial/Multi-family Co-collected Food Scraps and Yard Trimmings	Temporary Bin	2-yard Bin	Weekly (i.e. Monday collection, with the collection again on the following Monday - cost per collection)	$ 68.40	$ 12.07	$ 80.48	$ 8.29	$ 1.46	$ 7.28	$ 97.50	$ 8.39	$ 1.75	$ 7.34	$ 114.98
15a	Commercial/Multi-family Co-collected Food Scraps and Yard Trimmings	Temporary Bin	2-yard Bin	Weekend (i.e. collection on Saturday or Sunday - cost per collection)	$ 68.40	$ 12.07	$ 80.48	$ 8.29	$ 1.46	$ 7.28	$ 97.50	$ 8.39	$ 1.75	$ 7.34	$ 114.98
15b	Commercial/Multi-family Co-collected Food Scraps and Yard Trimmings	Temporary Bin	3-yard Bin	Same day (same day collection service - cost per collection)	$ 68.40	$ 12.07	$ 80.48	$ 8.29	$ 1.46	$ 7.28	$ 97.50	$ 8.39	$ 1.75	$ 7.34	$ 114.98
15b	Commercial/Multi-family Co-collected Food Scraps and Yard Trimmings	Temporary Bin	3-yard Bin	Weekly (i.e. Monday collection, with the collection again on the following Monday - cost per collection)	$ 68.40	$ 12.07	$ 80.48	$ 8.29	$ 1.46	$ 7.28	$ 97.50	$ 8.39	$ 1.75	$ 7.34	$ 114.98
15b	Commercial/Multi-family Co-collected Food Scraps and Yard Trimmings	Temporary Bin	3-yard Bin	Weekend (i.e. collection on Saturday or Sunday - cost per collection)	$ 68.40	$ 12.07	$ 80.48	$ 8.29	$ 1.46	$ 7.28	$ 97.50	$ 8.39	$ 1.75	$ 7.34	$ 114.98
15c	Commercial/Multi-family Co-collected Food Scraps and Yard Trimmings	Temporary Bin	4-yard Bin	Same day (same day collection service - cost per collection)	$ 70.17	$ 12.38	$ 82.55	$ 11.05	$ 1.95	$ 6.95	$ 102.50	$ 8.82	$ 1.84	$ 7.72	$ 120.88
15c	Commercial/Multi-family Co-collected Food Scraps and Yard Trimmings	Temporary Bin	4-yard Bin	Weekly (i.e. Monday collection, with the collection again on the following Monday - cost per collection)	$ 70.17	$ 12.38	$ 82.55	$ 11.05	$ 1.95	$ 6.95	$ 102.50	$ 8.82	$ 1.84	$ 7.72	$ 120.88
15c	Commercial/Multi-family Co-collected Food Scraps and Yard Trimmings	Temporary Bin	4-yard Bin	Weekend (i.e. collection on Saturday or Sunday - cost per collection)	$ 70.17	$ 12.38	$ 82.55	$ 11.05	$ 1.95	$ 6.95	$ 102.50	$ 8.82	$ 1.84	$ 7.72	$ 120.88
15d	Commercial/Multi-family Co-collected Food Scraps and Yard Trimmings	Temporary Bin	6-yard Bin	Same day (same day collection service - cost per collection)	$ 73.70	$ 13.01	$ 86.70	$ 16.58	$ 2.93	$ 6.30	$ 112.50	$ 9.68	$ 2.02	$ 8.47	$ 132.67
15d	Commercial/Multi-family Co-collected Food Scraps and Yard Trimmings	Temporary Bin	6-yard Bin	Weekly (i.e. Monday collection, with the collection again on the following Monday - cost per collection)	$ 73.70	$ 13.01	$ 86.70	$ 16.58	$ 2.93	$ 6.30	$ 112.50	$ 9.68	$ 2.02	$ 8.47	$ 132.67
15d	Commercial/Multi-family Co-collected Food Scraps and Yard Trimmings	Temporary Bin	6-yard Bin	Weekend (i.e. collection on Saturday or Sunday - cost per collection)	$ 73.70	$ 13.01	$ 86.70	$ 16.58	$ 2.93	$ 6.30	$ 112.50	$ 9.68	$ 2.02	$ 8.47	$ 132.67
15e	Commercial/Multi-family Co-collected Food Scraps and Yard Trimmings	Temporary Bin	10-yard Roll-off	Weekly (i.e. Monday collection, with the collection again on the following Monday - cost per collection)	$ 106.72	$ 18.83	$ 125.55	$ 255.00	$ 45.00	$ 13.95	$ 439.50	$ 37.83	$ 7.88	$ 33.10	$ 518.31
15e	Commercial/Multi-family Co-collected Food Scraps and Yard Trimmings	Temporary Bin	10-yard Roll-off	Weekend (i.e. collection on Saturday or Sunday - cost per collection)	$ 106.72	$ 18.83	$ 125.55	$ 255.00	$ 45.00	$ 13.95	$ 439.50	$ 37.83	$ 7.88	$ 33.10	$ 518.31
15e	Commercial/Multi-family Co-collected Food Scraps and Yard Trimmings	Temporary Bin	10-yard Roll-off	Same day (same day collection service - cost per collection)	$ 106.72	$ 18.83	$ 125.55	$ 255.00	$ 45.00	$ 13.95	$ 439.50	$ 37.83	$ 7.88	$ 33.10	$ 518.31
15f	Commercial/Multi-family Co-collected Food Scraps and Yard Trimmings	Temporary Bin	20-yard Roll-off	Weekly (i.e. Monday collection, with the collection again on the following Monday - cost per collection)	$ 106.72	$ 18.83	$ 125.55	$ 191.25	$ 33.75	$ 13.95	$ 364.50	$ 31.38	$ 6.54	$ 27.45	$ 429.86
15f	Commercial/Multi-family Co-collected Food Scraps and Yard Trimmings	Temporary Bin	20-yard Roll-off	Weekend (i.e. collection on Saturday or Sunday - cost per collection)	$ 106.72	$ 18.83	$ 125.55	$ 191.25	$ 33.75	$ 13.95	$ 364.50	$ 31.38	$ 6.54	$ 27.45	$ 429.86
15f	Commercial/Multi-family Co-collected Food Scraps and Yard Trimmings	Temporary Bin	20-yard Roll-off	Same day (same day collection service - cost per collection)	$ 106.72	$ 18.83	$ 125.55	$ 191.25	$ 33.75	$ 13.95	$ 364.50	$ 31.38	$ 6.54	$ 27.45	$ 429.86
15g	Commercial/Multi-family Co-collected Food Scraps and Yard Trimmings	Temporary Bin	25-yard Roll-off	Weekly (i.e. Monday collection, with the collection again on the following Monday - cost per collection)	$ 106.72	$ 18.83	$ 125.55	$ 191.25	$ 33.75	$ 13.95	$ 364.50	$ 31.38	$ 6.54	$ 27.45	$ 429.86
15g	Commercial/Multi-family Co-collected Food Scraps and Yard Trimmings	Temporary Bin	25-yard Roll-off	Weekend (i.e. collection on Saturday or Sunday - cost per collection)	$ 106.72	$ 18.83	$ 125.55	$ 191.25	$ 33.75	$ 13.95	$ 364.50	$ 31.38	$ 6.54	$ 27.45	$ 429.86
15g	Commercial/Multi-family Co-collected Food Scraps and Yard Trimmings	Temporary Bin	25-yard Roll-off	Same day (same day collection service - cost per collection)	$ 106.72	$ 18.83	$ 125.55	$ 191.25	$ 33.75	$ 13.95	$ 364.50	$ 31.38	$ 6.54	$ 27.45	$ 429.86

15h	Commercial/Multi-family Co-collected Food Scraps and Yard Trimmings	Temporary Bin	30-yard Roll-off	Weekly (i.e. Monday collection, with the collection again on the following Monday - cost per collection)	$ 106.72	$ 18.83	$ 125.55	$ 191.25	$ 33.75	$ 13.95	$ 364.50	$ 31.38	$ 6.54	$ 27.45	$ 429.86
15h	Commercial/Multi-family Co-collected Food Scraps and Yard Trimmings	Temporary Bin	30-yard Roll-off	Weekend (i.e. collection on Saturday or Sunday - cost per collection)	$ 106.72	$ 18.83	$ 125.55	$ 191.25	$ 33.75	$ 13.95	$ 364.50	$ 31.38	$ 6.54	$ 27.45	$ 429.86
15h	Commercial/Multi-family Co-collected Food Scraps and Yard Trimmings	Temporary Bin	30-yard Roll-off	Same day (same day collection service - cost per collection)	$ 106.72	$ 18.83	$ 125.55	$ 191.25	$ 33.75	$ 13.95	$ 364.50	$ 31.38	$ 6.54	$ 27.45	$ 429.86
15i	Commercial/Multi-family Co-collected Food Scraps and Yard Trimmings	Temporary Bin	40-yard Roll-off	Weekly (i.e. Monday collection, with the collection again on the following Monday - cost per collection)	$ 106.72	$ 18.83	$ 125.55	$ 159.38	$ 28.13	$ 13.95	$ 327.00	$ 28.15	$ 5.86	$ 24.63	$ 385.64
15i	Commercial/Multi-family Co-collected Food Scraps and Yard Trimmings	Temporary Bin	40-yard Roll-off	Weekend (i.e. collection on Saturday or Sunday - cost per collection)	$ 106.72	$ 18.83	$ 125.55	$ 159.38	$ 28.13	$ 13.95	$ 327.00	$ 28.15	$ 5.86	$ 24.63	$ 385.64
15i	Commercial/Multi-family Co-collected Food Scraps and Yard Trimmings	Temporary Bin	40-yard Roll-off	Same day (same day collection service - cost per collection)	$ 106.72	$ 18.83	$ 125.55	$ 159.38	$ 28.13	$ 13.95	$ 327.00	$ 28.15	$ 5.86	$ 24.63	$ 385.64

16. Temporary Bin and Roll-Off Box Service - Including 2, 3, 4, and 6 yard Bin Service - Mixed C&D Processing

#	Sector/Stream	Description	Size	Frequency of Collection	Collection Component (85% Labor and 15% Fuel)			Processing Component	Disposal Component	Non-escalating Capital Component	Total Base Rate	Laguna Hills Regulatory Compliance Cost	Laguna Hills Procurement Cost	Laguna Hills Pavement Impact Cost Component	Total Laguna Hills Rate
					Labor	Fuel	Collection	Mixed C&D							
16a	Mixed C&D	Temporary Bin	2-yard Bin	Same day (same day collection service - cost per collection)	$ 110.16	$ 19.44	$ 129.60	$ 54.00	$ 6.00	$ 17.10	$ 206.70	$ 17.79	$ 3.71	$ 15.57	$ 243.77
16a	Mixed C&D	Temporary Bin	2-yard Bin	Weekly (i.e. Monday collection, with the collection again on the following Monday - cost per collection)	$ 110.16	$ 19.44	$ 129.60	$ 54.00	$ 6.00	$ 17.10	$ 206.70	$ 17.79	$ 3.71	$ 15.57	$ 243.77
16a	Mixed C&D	Temporary Bin	2-yard Bin	Weekend (i.e. collection on Saturday or Sunday - cost per collection)	$ 110.16	$ 19.44	$ 129.60	$ 54.00	$ 6.00	$ 17.10	$ 206.70	$ 17.79	$ 3.71	$ 15.57	$ 243.77
16b	Mixed C&D	Temporary Bin	3-yard Bin	Same day (same day collection service - cost per collection)	$ 110.16	$ 19.44	$ 129.60	$ 81.00	$ 9.00	$ 14.40	$ 234.00	$ 20.14	$ 4.20	$ 17.62	$ 275.96
16b	Mixed C&D	Temporary Bin	3-yard Bin	Weekly (i.e. Monday collection, with the collection again on the following Monday - cost per collection)	$ 110.16	$ 19.44	$ 129.60	$ 81.00	$ 9.00	$ 14.40	$ 234.00	$ 20.14	$ 4.20	$ 17.62	$ 275.96
16b	Mixed C&D	Temporary Bin	3-yard Bin	Weekend (i.e. collection on Saturday or Sunday - cost per collection)	$ 110.16	$ 19.44	$ 129.60	$ 81.00	$ 9.00	$ 14.40	$ 234.00	$ 20.14	$ 4.20	$ 17.62	$ 275.96
16c	Mixed C&D	Temporary Bin	4-yard Bin	Same day (same day collection service - cost per collection)	$ 110.16	$ 19.44	$ 129.60	$ 108.00	$ 12.00	$ 11.70	$ 261.30	$ 22.49	$ 4.69	$ 19.68	$ 308.16
16c	Mixed C&D	Temporary Bin	4-yard Bin	Weekly (i.e. Monday collection, with the collection again on the following Monday - cost per collection)	$ 110.16	$ 19.44	$ 129.60	$ 108.00	$ 12.00	$ 11.70	$ 261.30	$ 22.49	$ 4.69	$ 19.68	$ 308.16
16c	Mixed C&D	Temporary Bin	4-yard Bin	Weekend (i.e. collection on Saturday or Sunday - cost per collection)	$ 110.16	$ 19.44	$ 129.60	$ 108.00	$ 12.00	$ 11.70	$ 261.30	$ 22.49	$ 4.69	$ 19.68	$ 308.16
16d	Mixed C&D	Temporary Bin	6-yard Bin	Same day (same day collection service - cost per collection)	$ 110.16	$ 19.44	$ 129.60	$ 162.00	$ 18.00	$ 6.30	$ 315.90	$ 27.19	$ 5.66	$ 23.79	$ 372.55
16d	Mixed C&D	Temporary Bin	6-yard Bin	Weekly (i.e. Monday collection, with the collection again on the following Monday - cost per collection)	$ 110.16	$ 19.44	$ 129.60	$ 162.00	$ 18.00	$ 6.30	$ 315.90	$ 27.19	$ 5.66	$ 23.79	$ 372.55
16d	Mixed C&D	Temporary Bin	6-yard Bin	Weekend (i.e. collection on Saturday or Sunday - cost per collection)	$ 110.16	$ 19.44	$ 129.60	$ 162.00	$ 18.00	$ 6.30	$ 315.90	$ 27.19	$ 5.66	$ 23.79	$ 372.55
16e	Mixed C&D	Temporary Bin	10-yard Roll-off	Weekly (i.e. Monday collection, with the collection again on the following Monday - cost per collection)	$ 213.44	$ 37.67	$ 251.10	$ 540.00	$ 60.00	$ 27.90	$ 879.00	$ 75.66	$ 15.76	$ 66.20	$ 1,036.63
16e	Mixed C&D	Temporary Bin	10-yard Roll-off	Weekend (i.e. collection on Saturday or Sunday - cost per collection)	$ 213.44	$ 37.67	$ 251.10	$ 540.00	$ 60.00	$ 27.90	$ 879.00	$ 75.66	$ 15.76	$ 66.20	$ 1,036.63
16e	Mixed C&D	Temporary Bin	10-yard Roll-off	Same day (same day collection service - cost per collection)	$ 213.44	$ 37.67	$ 251.10	$ 540.00	$ 60.00	$ 27.90	$ 879.00	$ 75.66	$ 15.76	$ 66.20	$ 1,036.63
16f	Mixed C&D	Temporary Bin	20-yard Roll-off	Weekly (i.e. Monday collection, with the collection again on the following Monday - cost per collection)	$ 213.44	$ 37.67	$ 251.10	$ 540.00	$ 60.00	$ 27.90	$ 879.00	$ 75.66	$ 15.76	$ 66.20	$ 1,036.63
16f	Mixed C&D	Temporary Bin	20-yard Roll-off	Weekend (i.e. collection on Saturday or Sunday - cost per collection)	$ 213.44	$ 37.67	$ 251.10	$ 540.00	$ 60.00	$ 27.90	$ 879.00	$ 75.66	$ 15.76	$ 66.20	$ 1,036.63
16f	Mixed C&D	Temporary Bin	20-yard Roll-off	Same day (same day collection service - cost per collection)	$ 213.44	$ 37.67	$ 251.10	$ 540.00	$ 60.00	$ 27.90	$ 879.00	$ 75.66	$ 15.76	$ 66.20	$ 1,036.63
16g	Mixed C&D	Temporary Bin	25-yard Roll-off	Weekly (i.e. Monday collection, with the collection again on the following Monday - cost per collection)	$ 213.44	$ 37.67	$ 251.10	$ 540.00	$ 60.00	$ 27.90	$ 879.00	$ 75.66	$ 15.76	$ 66.20	$ 1,036.63
16g	Mixed C&D	Temporary Bin	25-yard Roll-off	Weekend (i.e. collection on Saturday or Sunday - cost per collection)	$ 213.44	$ 37.67	$ 251.10	$ 540.00	$ 60.00	$ 27.90	$ 879.00	$ 75.66	$ 15.76	$ 66.20	$ 1,036.63
16g	Mixed C&D	Temporary Bin	25-yard Roll-off	Same day (same day collection service - cost per collection)	$ 213.44	$ 37.67	$ 251.10	$ 540.00	$ 60.00	$ 27.90	$ 879.00	$ 75.66	$ 15.76	$ 66.20	$ 1,036.63
16h	Mixed C&D	Temporary Bin	30-yard Roll-off	Weekly (i.e. Monday collection, with the collection again on the following Monday - cost per collection)	$ 213.44	$ 37.67	$ 251.10	$ 540.00	$ 60.00	$ 27.90	$ 879.00	$ 75.66	$ 15.76	$ 66.20	$ 1,036.63

16h	Mixed C&D	Temporary Bin	30-yard Roll-off	Weekend (i.e. collection on Saturday or Sunday - cost per collection)	$ 213.44	$ 37.67	$ 251.10	$ 540.00	$ 60.00	$ 27.90	$ 879.00	$ 75.66	$ 15.76	$ 66.20	$ 1,036.63
16h	Mixed C&D	Temporary Bin	30-yard Roll-off	Same day (same day collection service - cost per collection)	$ 213.44	$ 37.67	$ 251.10	$ 540.00	$ 60.00	$ 27.90	$ 879.00	$ 75.66	$ 15.76	$ 66.20	$ 1,036.63
16i	Mixed C&D	Temporary Bin	40-yard Roll-off	Weekly (i.e. Monday collection, with the collection again on the following Monday - cost per collection)	$ 213.44	$ 37.67	$ 251.10	$ 540.00	$ 60.00	$ 27.90	$ 879.00	$ 75.66	$ 15.76	$ 66.20	$ 1,036.63
16i	Mixed C&D	Temporary Bin	40-yard Roll-off	Weekend (i.e. collection on Saturday or Sunday - cost per collection)	$ 213.44	$ 37.67	$ 251.10	$ 540.00	$ 60.00	$ 27.90	$ 879.00	$ 75.66	$ 15.76	$ 66.20	$ 1,036.63
16i	Mixed C&D	Temporary Bin	40-yard Roll-off	Same day (same day collection service - cost per collection)	$ 213.44	$ 37.67	$ 251.10	$ 540.00	$ 60.00	$ 27.90	$ 879.00	$ 75.66	$ 15.76	$ 66.20	$ 1,036.63

17. Temporary Bin & Roll Off Box Service - Including 2, 3, 4, and 6 yard Bin Service - Direct to Landfill Service

#	Sector/Stream	Description	Size	Frequency of Collection	Collection Component (85% Labor and 15% Fuel)			Disposal Component	Non-escalating Capital Component	Total Base Rate	Laguna Hills Regulatory Compliance Cost	Laguna Hills Procurement Cost	Laguna Hills Pavement Impact Cost Component	Total Laguna Hills Rate
					Labor	Fuel	Collection							
17a	MSW	Temporary Bin	2-yard Bin	Same day (same day collection service - cost per collection)	$ 136.81	$ 24.14	$ 160.95	$ 19.50	$ 14.55	$ 195.00	$ 16.79	$ 3.50	$ 14.69	$ 229.97
17a	MSW	Temporary Bin	2-yard Bin	Weekly (i.e. Monday collection, with the collection again on the following Monday - cost per collection)	$ 136.81	$ 24.14	$ 160.95	$ 19.50	$ 14.55	$ 195.00	$ 16.79	$ 3.50	$ 14.69	$ 229.97
17a	MSW	Temporary Bin	2-yard Bin	Weekend (i.e. collection on Saturday or Sunday - cost per collection)	$ 136.81	$ 24.14	$ 160.95	$ 19.50	$ 14.55	$ 195.00	$ 16.79	$ 3.50	$ 14.69	$ 229.97
17b	MSW	Temporary Bin	3-yard Bin	Same day (same day collection service - cost per collection)	$ 136.81	$ 24.14	$ 160.95	$ 19.50	$ 14.55	$ 195.00	$ 16.79	$ 3.50	$ 14.69	$ 229.97
17b	MSW	Temporary Bin	3-yard Bin	Weekly (i.e. Monday collection, with the collection again on the following Monday - cost per collection)	$ 136.81	$ 24.14	$ 160.95	$ 19.50	$ 14.55	$ 195.00	$ 16.79	$ 3.50	$ 14.69	$ 229.97
17b	MSW	Temporary Bin	3-yard Bin	Weekend (i.e. collection on Saturday or Sunday - cost per collection)	$ 136.81	$ 24.14	$ 160.95	$ 19.50	$ 14.55	$ 195.00	$ 16.79	$ 3.50	$ 14.69	$ 229.97
17c	MSW	Temporary Bin	4-yard Bin	Same day (same day collection service - cost per collection)	$ 140.34	$ 24.77	$ 165.10	$ 26.00	$ 13.90	$ 205.00	$ 17.65	$ 3.68	$ 15.44	$ 241.76
17c	MSW	Temporary Bin	4-yard Bin	Weekly (i.e. Monday collection, with the collection again on the following Monday - cost per collection)	$ 140.34	$ 24.77	$ 165.10	$ 26.00	$ 13.90	$ 205.00	$ 17.65	$ 3.68	$ 15.44	$ 241.76
17c	MSW	Temporary Bin	4-yard Bin	Weekend (i.e. collection on Saturday or Sunday - cost per collection)	$ 140.34	$ 24.77	$ 165.10	$ 26.00	$ 13.90	$ 205.00	$ 17.65	$ 3.68	$ 15.44	$ 241.76
17d	MSW	Temporary Bin	6-yard Bin	Same day (same day collection service - cost per collection)	$ 147.39	$ 26.01	$ 173.40	$ 39.00	$ 12.60	$ 225.00	$ 19.37	$ 4.03	$ 16.95	$ 265.35
17d	MSW	Temporary Bin	6-yard Bin	Weekly (i.e. Monday collection, with the collection again on the following Monday - cost per collection)	$ 147.39	$ 26.01	$ 173.40	$ 39.00	$ 12.60	$ 225.00	$ 19.37	$ 4.03	$ 16.95	$ 265.35
17d	MSW	Temporary Bin	6-yard Bin	Weekend (i.e. collection on Saturday or Sunday - cost per collection)	$ 147.39	$ 26.01	$ 173.40	$ 39.00	$ 12.60	$ 225.00	$ 19.37	$ 4.03	$ 16.95	$ 265.35
17e	MSW	Temporary Bin	10-yard Roll-off	Weekly (i.e. Monday collection, with the collection again on the following Monday - cost per collection)	$ 213.44	$ 37.67	$ 251.10	$ 600.00	$ 27.90	$ 879.00	$ 75.66	$ 15.76	$ 66.20	$ 1,036.63
17e	MSW	Temporary Bin	10-yard Roll-off	Weekend (i.e. collection on Saturday or Sunday - cost per collection)	$ 213.44	$ 37.67	$ 251.10	$ 600.00	$ 27.90	$ 879.00	$ 75.66	$ 15.76	$ 66.20	$ 1,036.63
17e	MSW	Temporary Bin	10-yard Roll-off	Same day (same day collection service - cost per collection)	$ 213.44	$ 37.67	$ 251.10	$ 600.00	$ 27.90	$ 879.00	$ 75.66	$ 15.76	$ 66.20	$ 1,036.63
17f	MSW	Temporary Bin	20-yard Roll-off	Weekly (i.e. Monday collection, with the collection again on the following Monday - cost per collection)	$ 213.44	$ 37.67	$ 251.10	$ 450.00	$ 27.90	$ 729.00	$ 62.75	$ 13.07	$ 54.91	$ 859.73
17f	MSW	Temporary Bin	20-yard Roll-off	Weekend (i.e. collection on Saturday or Sunday - cost per collection)	$ 213.44	$ 37.67	$ 251.10	$ 450.00	$ 27.90	$ 729.00	$ 62.75	$ 13.07	$ 54.91	$ 859.73
17f	MSW	Temporary Bin	20-yard Roll-off	Same day (same day collection service - cost per collection)	$ 213.44	$ 37.67	$ 251.10	$ 450.00	$ 27.90	$ 729.00	$ 62.75	$ 13.07	$ 54.91	$ 859.73
17g	MSW	Temporary Bin	25-yard Roll-off	Weekly (i.e. Monday collection, with the collection again on the following Monday - cost per collection)	$ 213.44	$ 37.67	$ 251.10	$ 450.00	$ 27.90	$ 729.00	$ 62.75	$ 13.07	$ 54.91	$ 859.73
17g	MSW	Temporary Bin	25-yard Roll-off	Weekend (i.e. collection on Saturday or Sunday - cost per collection)	$ 213.44	$ 37.67	$ 251.10	$ 450.00	$ 27.90	$ 729.00	$ 62.75	$ 13.07	$ 54.91	$ 859.73
17g	MSW	Temporary Bin	25-yard Roll-off	Same day (same day collection service - cost per collection)	$ 213.44	$ 37.67	$ 251.10	$ 450.00	$ 27.90	$ 729.00	$ 62.75	$ 13.07	$ 54.91	$ 859.73
17h	MSW	Temporary Bin	30-yard Roll-off	Weekly (i.e. Monday collection, with the collection again on the following Monday - cost per collection)	$ 213.44	$ 37.67	$ 251.10	$ 450.00	$ 27.90	$ 729.00	$ 62.75	$ 13.07	$ 54.91	$ 859.73
17h	MSW	Temporary Bin	30-yard Roll-off	Weekend (i.e. collection on Saturday or Sunday - cost per collection)	$ 213.44	$ 37.67	$ 251.10	$ 450.00	$ 27.90	$ 729.00	$ 62.75	$ 13.07	$ 54.91	$ 859.73

17h	MSW	Temporary Bin	30-yard Roll-off	Same day (same day collection service - cost per collection)	$ 213.44	$ 37.67	$ 251.10	$ 450.00	$ 27.90	$ 729.00	$ 62.75	$ 13.07	$ 54.91	$ 859.73
17i	MSW	Temporary Bin	40-yard Roll-off	Weekly (i.e. Monday collection, with the collection again on the following Monday - cost per collection)	$ 213.44	$ 37.67	$ 251.10	$ 375.00	$ 27.90	$ 654.00	$ 56.29	$ 11.73	$ 49.26	$ 771.28
17i	MSW	Temporary Bin	40-yard Roll-off	Weekend (i.e. collection on Saturday or Sunday - cost per collection)	$ 213.44	$ 37.67	$ 251.10	$ 375.00	$ 27.90	$ 654.00	$ 56.29	$ 11.73	$ 49.26	$ 771.28
17i	MSW	Temporary Bin	40-yard Roll-off	Same day (same day collection service - cost per collection)	$ 213.44	$ 37.67	$ 251.10	$ 375.00	$ 27.90	$ 654.00	$ 56.29	$ 11.73	$ 49.26	$ 771.28

Attachment D.3 - Maximum Rates to be Charged Assuming NO Cross-Jurisdictional Efficiencies between Lake Forest and Laguna Hills - LAGUNA HILLS ONLY RATES

Fill in the rates proposed as the maximum rates to LAGUNA HILLS customers below for each level of service assuming NO cross-jurisdictional routing efficiencies between the two cities (Laguna Hills and Lake Forest) and assuming that all Commercial and Multi-family Divertible Materials (i.e. Single-stream Recyclables, Food Scraps and Yard Trimmings) will be provided at a collection rate that is half the cost of equivalent MSW service. MSW rates may include any costs that are not recovered by offering Divertible Materials collection programs at the 50% reduced rate as requested by the City. Rates must be broken down to show the collection cost, disposal cost and capital costs (the capital component will not be escalated). The procedure for adjusting costs throughout the term of the contract appears in **Article 14** of the Agreement. A sample calculation is shown in **Attachment J**. The disposal portion will only be adjusted as that cost actually changes. Disposal costs are a pass through cost and cannot include any mark up, overhead or administrative costs. As the amount of material being collected and handled is increasingly shifting into diversion, providing diversion services at no charge is no longer feasible and therefore is not permitted in this form. Best practices have identified that a Divertible materials collection rate that is 50% of the MSW rate obtains optimal generator participation. As noted in Section 6. MSW Rate Sheet commercial MSW rates may include any costs that are not recovered by offering Divertible Materials collection programs at 50% the rate for MSW. The rate proposed for collection of commercial, multi-family, temporary bin, temporary roll off, permanent roll off and compactor customers for divertible materials must be 50% lower than the rate proposed for collection of MSW materials.

Rates must be submitted in 2025 dollars.

Indicate the selected processing technology for source-seperated food scraps collected at special events using the drop down:	Composting

<-- the selected processing methodology will be shown in the Processing Component cell for the corresponding rate item in **Section 20** below. Proposers will provide further details re: their proposed processing facility for this service line in the corresponding proposal form.

This form will become part of Attachment D.1 to the final Agreement.

18. Special Event Service - Direct to Landfill MSW Service

#	Sector/Stream	Description	Size	Frequency of Collection	Collection Component (85% Labor and 15% Fuel) Labor	Fuel	Collection	Disposal Component		Non-escalating Capital Component	Total Base Rate	Total Base Rate	Laguna Hills Procurement Cost Component	Laguna Hills Pavement Impact Cost Component	Total Laguna Hills Rate
18a	Special Event Service	MSW Hauled to Directly to the Landfill	35-gallon Cart	Per container	$ 41.77	$ 7.37	$ 49.14	$ 3.72		$ 5.87	$ 58.74	$ 58.74	$ 1.05	$ 4.42	$ 69.27
18b	Special Event Service	MSW Hauled to Directly to the Landfill	65-gallon Cart	Per container	$ 41.77	$ 7.37	$ 49.14	$ 6.91		$ 6.23	$ 62.28	$ 62.28	$ 1.12	$ 4.69	$ 73.45
18c	Special Event Service	MSW Hauled to Directly to the Landfill	95-gallon Cart	Per container	$ 41.77	$ 7.37	$ 49.14	$ 10.10		$ 6.58	$ 65.83	$ 65.83	$ 1.18	$ 4.96	$ 77.63
18d	Special Event Service	MSW Hauled to Directly to the Landfill	1 Cubic Yard Bin (standalone or half of 2-yard split bin)	Per container	$ 33.42	$ 5.90	$ 39.31	$ 21.48		$ 6.76	$ 67.55	$ 67.55	$ 1.21	$ 5.09	$ 79.67
18e	Special Event Service	MSW Hauled to Directly to the Landfill	1.5 Cubic Yard Bin (standalone or half of 3-yard split bin)	Per container	$ 33.42	$ 5.90	$ 39.31	$ 32.22		$ 7.95	$ 79.49	$ 79.49	$ 1.43	$ 5.99	$ 93.74
18f	Special Event Service	MSW Hauled to Directly to the Landfill	2 Cubic Yard Bin (standalone or half of 4-yard split bin)	Per container	$ 33.42	$ 5.90	$ 39.31	$ 42.96		$ 9.14	$ 91.42	$ 91.42	$ 1.64	$ 6.89	$ 107.82
18g	Special Event Service	MSW Hauled to Directly to the Landfill	3 Cubic Yard Bin (standalone or half of 6-yard split bin)	Per container	$ 42.97	$ 7.58	$ 50.55	$ 64.45		$ 12.78	$ 127.77	$ 127.77	$ 2.29	$ 9.62	$ 150.68
18h	Special Event Service	MSW Hauled to Directly to the Landfill	4 Cubic Yard Bin	Per container	$ 57.29	$ 10.11	$ 67.40	$ 85.93		$ 17.04	$ 170.36	$ 170.36	$ 3.06	$ 12.83	$ 200.91
18i	Special Event Service	MSW Hauled to Directly to the Landfill	6 Cubic Yard Bin	Per container	$ 85.93	$ 15.16	$ 101.09	$ 128.89		$ 25.55	$ 255.54	$ 255.54	$ 4.58	$ 19.25	$ 301.37
18j	Special Event Service	MSW Hauled to Directly to the Landfill	10-yard Roll-off	Per container	$ 213.44	$ 37.67	$ 251.10	$ 600.00	$ -	$ 27.90	$ 879.00	$ 879.00	$ 15.76	$ 66.20	$ 1,036.63
18k	Special Event Service	MSW Hauled to Directly to the Landfill	20-yard Roll-off	Per container	$ 213.44	$ 37.67	$ 251.10	$ 450.00	$ -	$ 27.90	$ 729.00	$ 729.00	$ 13.07	$ 54.91	$ 859.73
18l	Special Event Service	MSW Hauled to Directly to the Landfill	25-yard Roll-off	Per container	$ 213.44	$ 37.67	$ 251.10	$ 450.00	$ -	$ 27.90	$ 729.00	$ 729.00	$ 13.07	$ 54.91	$ 859.73
18m	Special Event Service	MSW Hauled to Directly to the Landfill	30-yard Roll-off	Per container	$ 213.44	$ 37.67	$ 251.10	$ 450.00	$ -	$ 27.90	$ 729.00	$ 729.00	$ 13.07	$ 54.91	$ 859.73
18n	Special Event Service	MSW Hauled to Directly to the Landfill	40-yard Roll-off	Per container	$ 213.44	$ 37.67	$ 251.10	$ 375.00	$ -	$ 27.90	$ 654.00	$ 654.00	$ 11.73	$ 49.26	$ 771.28
18o	Special Event Service	MSW Hauled to Directly to the Landfill	20-yard Compactor	Per container	$ 277.47	$ 48.96	$ 326.43	$ 780.00		$ 36.27	$ 1,142.70	$ 1,142.70	$ 20.49	$ 86.07	$ 1,347.62
18p	Special Event Service	MSW Hauled to Directly to the Landfill	25-yard Compactor	Per container	$ 277.47	$ 48.96	$ 326.43	$ 585.00		$ 36.27	$ 947.70	$ 947.70	$ 16.99	$ 71.38	$ 1,117.65
18q	Special Event Service	MSW Hauled to Directly to the Landfill	30-yard Compactor	Per container	$ 277.47	$ 48.96	$ 326.43	$ 585.00		$ 36.27	$ 947.70	$ 947.70	$ 16.99	$ 71.38	$ 1,117.65
18r	Special Event Service	MSW Hauled to Directly to the Landfill	40-yard Compactor	Per container	$ 277.47	$ 48.96	$ 326.43	$ 585.00		$ 36.27	$ 947.70	$ 947.70	$ 16.99	$ 71.38	$ 1,117.65

19. Special Event Service - Single-Material Recyclables and Single-Stream Recyclables

#	Sector/Stream	Description	Size	Frequency of Collection	Collection Component (85% Labor and 15% Fuel) Labor	Fuel	Collection	Processing Component Clean MRF	Disposal Component	Non-escalating Capital Component	Total Base Rate	Total Base Rate	Laguna Hills Procurement Cost Component	Laguna Hills Pavement Impact Cost Component	Total Laguna Hills Rate
19a	Special Event Service	Single-material and Single-stream Recyclables Service	35-gallon Cart	Per container	$ 20.89	$ 3.69	$ 24.57	$ 1.58	$ 0.28	$ 2.94	$ 29.37	$ 29.37	$ 0.53	$ 2.21	$ 34.64
19b	Special Event Service	Single-material and Single-stream Recyclables Service	65-gallon Cart	Per container	$ 20.89	$ 3.69	$ 24.57	$ 2.94	$ 0.52	$ 3.11	$ 31.14	$ 31.14	$ 0.56	$ 2.35	$ 36.73
19c	Special Event Service	Single-material and Single-stream Recyclables Service	95-gallon Cart	Per container	$ 20.89	$ 3.69	$ 24.57	$ 4.29	$ 0.76	$ 3.29	$ 32.91	$ 32.91	$ 0.59	$ 2.48	$ 38.82
19d	Special Event Service	Single-material and Single-stream Recyclables Service	1 Cubic Yard Bin (standalone or half of 2-yard split bin)	Per container	$ 16.71	$ 2.95	$ 19.66	$ 9.13	$ 1.61	$ 3.38	$ 33.78	$ 33.78	$ 0.61	$ 2.54	$ 39.83
19e	Special Event Service	Single-material and Single-stream Recyclables Service	1.5 Cubic Yard Bin (standalone or half of 3-yard split bin)	Per container	$ 16.71	$ 2.95	$ 19.66	$ 13.69	$ 2.42	$ 3.97	$ 39.74	$ 39.74	$ 0.71	$ 2.99	$ 46.87
19f	Special Event Service	Single-material and Single-stream Recyclables Service	2 Cubic Yard Bin (standalone or half of 4-yard split bin)	Per container	$ 16.71	$ 2.95	$ 19.66	$ 18.26	$ 3.22	$ 4.57	$ 45.71	$ 45.71	$ 0.82	$ 3.44	$ 53.91
19g	Special Event Service	Single-material and Single-stream Recyclables Service	3 Cubic Yard Bin (standalone or half of 6-yard split bin)	Per container	$ 21.48	$ 3.79	$ 25.27	$ 27.39	$ 4.83	$ 6.39	$ 63.89	$ 63.89	$ 1.15	$ 4.81	$ 75.34
19h	Special Event Service	Single-material and Single-stream Recyclables Service	4 Cubic Yard Bin	Per container	$ 28.64	$ 5.05	$ 33.70	$ 36.52	$ 6.44	$ 8.52	$ 85.18	$ 85.18	$ 1.53	$ 6.42	$ 100.46
19i	Special Event Service	Single-material and Single-stream Recyclables Service	6 Cubic Yard Bin	Per container	$ 42.97	$ 7.58	$ 50.55	$ 54.78	$ 9.67	$ 12.78	$ 127.77	$ 127.77	$ 2.29	$ 9.62	$ 150.68
19j	Special Event Service	Single-material and Single-stream Recyclables Service	10-yard Roll-off	Per container	$ 106.72	$ 18.83	$ 125.55	$ 255.00	$ 45.00	$ 13.95	$ 439.50	$ 439.50	$ 7.88	$ 33.10	$ 518.31
19k	Special Event Service	Single-material and Single-stream Recyclables Service	20-yard Roll-off	Per container	$ 106.72	$ 18.83	$ 125.55	$ 191.25	$ 33.75	$ 13.95	$ 364.50	$ 364.50	$ 6.54	$ 27.45	$ 429.86
19l	Special Event Service	Single-material and Single-stream Recyclables Service	25-yard Roll-off	Per container	$ 106.72	$ 18.83	$ 125.55	$ 191.25	$ 33.75	$ 13.95	$ 364.50	$ 364.50	$ 6.54	$ 27.45	$ 429.86
19m	Special Event Service	Single-material and Single-stream Recyclables Service	30-yard Roll-off	Per container	$ 106.72	$ 18.83	$ 125.55	$ 191.25	$ 33.75	$ 13.95	$ 364.50	$ 364.50	$ 6.54	$ 27.45	$ 429.86
19n	Special Event Service	Single-material and Single-stream Recyclables Service	40-yard Roll-off	Per container	$ 106.72	$ 18.83	$ 125.55	$ 159.38	$ 28.13	$ 13.95	$ 327.00	$ 327.00	$ 5.86	$ 24.63	$ 385.64

19o	Special Event Service	Single-material and Single-stream Recyclables Service	20-yard Compactor	Per container	$ 138.73	$ 24.48	$ 163.22	$ 331.50	$ 58.50	$ 18.14	$ 571.35	$ 571.35	$ 10.25	$ 43.03	$ 673.81
19p	Special Event Service	Single-material and Single-stream Recyclables Service	25-yard Compactor	Per container	$ 138.73	$ 24.48	$ 163.22	$ 248.63	$ 43.88	$ 18.14	$ 473.85	$ 473.85	$ 8.50	$ 35.69	$ 558.82
19q	Special Event Service	Single-material and Single-stream Recyclables Service	30-yard Compactor	Per container	$ 138.73	$ 24.48	$ 163.22	$ 248.63	$ 43.88	$ 18.14	$ 473.85	$ 473.85	$ 8.50	$ 35.69	$ 558.82
19r	Special Event Service	Single-material and Single-stream Recyclables Service	40-yard Compactor	Per container	$ 138.73	$ 24.48	$ 163.22	$ 248.63	$ 43.88	$ 18.14	$ 473.85	$ 473.85	$ 8.50	$ 35.69	$ 558.82

20. Special Event Service - Source-separated Food Scraps

#	Sector/Stream	Description	Size	Frequency of Collection	Collection Component (85% Labor and 15% Fuel)			Processing Component	Disposal Component	Non-escalating Capital Component	Total Base Rate	Total Base Rate	Laguna Hills Procurement Cost Component	Laguna Hills Pavement Impact Cost Component	Total Laguna Hills Rate
					Labor	Fuel	Collection	Composting							
20a	Special Event Service	Source-separated Food Scraps	35-gallon Cart	Per container	$ 20.89	$ 3.69	$ 24.57	$ 1.58	$ 0.28	$ 2.94	$ 29.37	$ 29.37	$ 0.53	$ 2.21	$ 34.64
20b	Special Event Service	Source-separated Food Scraps	65-gallon Cart	Per container	$ 20.89	$ 3.69	$ 24.57	$ 2.94	$ 0.52	$ 3.11	$ 31.14	$ 31.14	$ 0.56	$ 2.35	$ 36.73
20c	Special Event Service	Source-separated Food Scraps	1 Cubic Yard Bin (standalone)	Per container	$ 16.71	$ 2.95	$ 19.66	$ 9.13	$ 1.61	$ 3.38	$ 33.78	$ 33.78	$ 0.61	$ 2.54	$ 39.83
20d	Special Event Service	Source-separated Food Scraps	1.5 Cubic Yard Bin (standalone)	Per container	$ 16.71	$ 2.95	$ 19.66	$ 13.69	$ 2.42	$ 3.97	$ 39.74	$ 39.74	$ 0.71	$ 2.99	$ 46.87
20e	Special Event Service	Source-separated Food Scraps	2 Cubic Yard Bin (standalone)	Per container	$ 16.71	$ 2.95	$ 19.66	$ 18.26	$ 3.22	$ 4.57	$ 45.71	$ 45.71	$ 0.82	$ 3.44	$ 53.91

21. Emergency Service

#	Sector/Stream	Description	Size	Frequency of Collection	Collection Component (85% Labor and 15% Fuel)			Disposal Component	Non-escalating Capital Component	Total Base Rate		Laguna Hills Procurement Cost Component	Laguna Hills Pavement Impact Cost Component	Total Laguna Hills Rate
					Labor	Fuel	Collection							
21a	Emergency Service	MSW Hauled to Directly to the Landfill	3 Cubic Yard Bin (standalone)	Per container	$ 107.41	$ 18.96	$ 126.37	$ 161.12	$ 31.94	$ 319.43		$ 5.73	$ 24.06	$ 376.71
21b	Emergency Service	MSW Hauled to Directly to the Landfill	4 Cubic Yard Bin	Per container	$ 143.22	$ 25.27	$ 168.49	$ 214.82	$ 42.59	$ 425.90	$ 7.64	$ 7.64	$ 32.08	$ 502.28
21c	Emergency Service	MSW Hauled to Directly to the Landfill	6 Cubic Yard Bin	Per container	$ 214.83	$ 37.91	$ 252.74	$ 322.23	$ 63.89	$ 638.85	$ 638.85	$ 11.46	$ 48.12	$ 753.42
21d	Emergency Service	MSW Hauled to Directly to the Landfill	10-yard Roll-off	Per container	$ 426.87	$ 75.33	$ 502.20	$ 1,200.00	$ 55.80	$ 1,758.00	$ 1,758.00	$ 31.53	$ 132.41	$ 2,073.26
21e	Emergency Service	MSW Hauled to Directly to the Landfill	20-yard Roll-off	Per container	$ 426.87	$ 75.33	$ 502.20	$ 1,200.00	$ 55.80	$ 1,758.00	$ 1,758.00	$ 31.53	$ 132.41	$ 2,073.26
21f	Emergency Service	MSW Hauled to Directly to the Landfill	25-yard Roll-off	Per container	$ 426.87	$ 75.33	$ 502.20	$ 1,200.00	$ 55.80	$ 1,758.00	$ 1,758.00	$ 31.53	$ 132.41	$ 2,073.26
21g	Emergency Service	MSW Hauled to Directly to the Landfill	30-yard Roll-off	Per container	$ 426.87	$ 75.33	$ 502.20	$ 1,200.00	$ 55.80	$ 1,758.00	$ 1,758.00	$ 31.53	$ 132.41	$ 2,073.26
21h	Emergency Service	MSW Hauled to Directly to the Landfill	40-yard Roll-off	Per container	$ 426.87	$ 75.33	$ 502.20	$ 1,200.00	$ 55.80	$ 1,758.00	$ 1,758.00	$ 31.53	$ 132.41	$ 2,073.26

ATTACHMENT D.3

Maximum Rates To Be Charged - City of Laguna Hills ONLY Assuming NO Cross-City Collection Efficiencies

Fill in the rates proposed as the maximum rates to LAGUNA HILLS customers for each level of service. These rates will be adjusted using the methodology in Attachment J, Section 1.B titled 'Adjustment for Processing Component of Annual Rate Based on PPI'.

Rates must be submitted in 2025 dollars.

This form will become part of Attachment D.1 to the final Agreement.

22. Other Services

22a.	Residential Bulky Goods Collection Service (For additional Collections of Bulky Goods from Residential Premises in Excess of Four (4) per year)	$28.10	per pick-up
22b.	Multi-family Bulky Goods Collection Service (For additional Collections of Bulky Goods from Multi-family Premises in Excess of Four (4) per account year)	$28.10	per pick-up
22c.	Commercial Bulky Goods Collection Service (For additional Collections of Bulky Goods from Commercial Premises in Excess of Four (4) per account year)	$39.34	per pick-up
22d.	Residential HHW Collection (For additional Collections of HHW from Residential Premises in Excess of Four (4) Quarterly Pick-ups per year)	$28.10	per pick-up
22e.	Repair and Maintenance of Compactor	$84.30	per hour
22f.	Bin Cleaning Service	$84.30	per Bin
22g.	Cart Cleaning per Section 1.6.1.8 of Attachment B, Scope of Work	$50.58	per Cart
22h.	Bin Replacement/Exchange	$224.80	per Bin
22i.	Commercial Bin Wheel-Out Service (25' - 50')	$39.34	per bin per month
22j.	Commercial Bin Wheel-Out Service (51' - 75')	$48.08	per bin per month
22k.	Residential Backyard Wheel-Out Service for Customers (for Customers that are not a 'Disabled Person' as defined in Attachment A)	$28.10	per month
22l.	Extra Pick-up - Residential Cart	$28.10	per cart
22m.	Extra Pick-up - Commercial/Multi-family Cart	$44.96	per cart
22n.	Extra Pick-up - Commercial/Multi-family Bin	$140.50	per bin
22o.	Roll-off or Compactor Service - False or Dry Run	$281.00	per instance
22p.	Power wash/steam cleaning of enclosure	$196.70	per instance
22q.	Commercial/Multi-family Sunday Collection Service Premium (added to existing rate per container per month)	$126.31	per container per month
22r.	Roll-off/compactor overage charges - Landfill (if max weight is included in rate and load exceeds max weight - include a per ton cost)	$84.30	per ton
22s.	Roll-off/compactor overage charges - Mixed C&D (if max weight is included in rate and load exceeds max weight - include a per ton cost)	$84.30	per ton
22t.	Clean-up Bin Trip Charge	$140.50	per instance
22u.	Clean Up Bin Overweight Charge	$126.31	per ton
22v.	Roll-off Relocation Charge	$121.39	per instance
22w.	Overweight Roll-off Extra Charge if Special Vehicle is Needed to Haul Container in Excess of 10 Tons Loaded Weight (in addition to standard roll-off rate)	$281.00	per instance
22x.	Daily Rental Over 7 Days for Temporary 2,3,4, and 6-yard bins	$11.24	per day
22y.	Daily Rental Over 7 Days for Temporary 10,20,30 and 40-yard bins	$28.10	per day
22z.	Compactor cleaning charge	$196.70	per instance
22aa.	Replacement Residential Kitchen Food Scrap pail - including delivery (For new Residential Customer see Item rr for kitchen pail to be provided and delivered at no charge)	$15.00	per replacement
22bb.	Commercial Resumption of Service Charge (only after discontinuation for non-payment, includes redelivery of containers if removed from premises)	$56.20	per instance
22cc.	Residential Resumption of Service Charge (only after discontinuation for non-payment, includes redelivery of containers if removed from premises)	$56.20	per instance
22dd.	Stinger service / Scout Service - per Container per occurrence	$26.00	per Container per occurrence
22ee.	Locking Bin Installation	$28.10	per instance
22ff.	Emergency Collection, hourly rate for (1) crew and (1) vehicle	$219.18	per hour
22gg.	Bin sensor (Pilot Program described in Section 8.04.G of Contract)	$28.10	per bin sensor per month
22hh.	Bin Sensors (Optional City-Wide Program described in Section 8.04.G.1 of Contract)	$28.10	per bin sensor per month
22ii.	Bin Locking Lids Fee	$10.65	per month
22jj.	Locked Enclosure Gate Fee	$10.65	per month
22kk.	Residential - Non-containerization fee after second and subsequent written notices as described in Attachment B, Section 2.6.1	$39.34	per incident
22ll.	Commercial - Overfull Container Bins or Carts (excludes overweight temporary clean up Bins)	$0.00	no charge
22mm.	Replacement bin sensor (initial replacement at no charge. Second and subsequent replacement bin sensor will be charged at this rate. Rate shall include installation, capital cost, and licensing cost).	$28.10	per bin sensor
22nn.	Cart exchange in excess of 1 free annual exchange per Attachment B (Section 1.6.1.7). Can be exchanged for same or different cart size.	$50.58	per exchange
The Following Services will be provided to a Customer at no additional charge.			
22oo.	Commercial Bin Wheel-Out Service for a distance less than 25 feet.	$0.00	per month
22pp.	Non-damaged residential cart exchange for same or different size Cart up to 1 time per year at no charge per Attachment B, Section 1.6.1.7.	$0.00	per household
22qq.	Damaged Residential Cart replacement	$0.00	per replacement
22rr.	Residential New Customer Food Scraps kitchen pail (includes delivery)	$0.00	no charge
22ss.	Initial Distribution of Single Family Dwelling and Multi-Family unit Kitchen Pails per Sections 2.4.2 and 2.10.3 of Attachment B (includes delivery)	$0.00	no charge

AGREEMENT FOR THE COLLECTION, TRANSPORTATION, PROCESSING AND DIVERSION OF RECYCLABLE MATERIALS, FOOD SCRAPS, YARD TRIMMINGS, CONSTRUCTION AND DEMOLITION DEBRIS AND OTHER MATERIALS AND FOR THE COLLECTION, TRANSPORTATION AND DISPOSAL OF MUNICIPAL SOLID WASTE

BETWEEN

THE CITY OF LAGUNA HILLS

AND

CR&R INCORPORATED

JUNE 2024

This Page is

Intentionally left Blank

Table of Contents

ARTICLE 1: DEFINITIONS 16

1.01 Definitions..... 16

ARTICLE 2: REPRESENTATIONS AND WARRANTIES OF CONTRACTOR 17

2.01 Legal Status..... 17

2.02 Authority. 17

2.03 Agreement Duly Executed. 17

2.04 No Conflict with Applicable Law or Other Documents..... 17

2.05 No Litigation..... 17

2.06 Financial Condition..... 18

2.07 Expertise..... 18

2.08 Contractor's Investigation. 18

2.09 Statements and Information in Proposal. 18

ARTICLE 3: TERM OF AGREEMENT 20

3.01 Effective Date. 20

3.02 Term..... 20

3.03 Opportunity for Contractor to Earn Extensions of Term. 20

3.04 Conditions to Effectiveness of Agreement..... 20
3.04.A Obligation of City to Perform..... 20
3.04.A.1 Accuracy of Representations..... 20
3.04.A.2 Absence of Litigation. 20
3.04.A.3 Furnishing of Bond and Guaranty..... 21
3.04.A.4 Furnishing of Evidence of Insurance. 21
3.04.A.5 Effectiveness of City's Approval..... 21
3.04.A.6. Reimbursement of City Procurement Costs..... 21
3.04.B Obligation of Contractor to Perform..... 21
3.04.B.1 Absence of Litigation. 22
3.04.B.2 Effectiveness of City's Approval..... 22
3.04.C Notice. 22

ARTICLE 4. EXCLUSIONS FROM SCOPE OF WORK..... 23

4.01 Exclusions From Scope of Work 23

ARTICLE 5: COLLECTION OF RECYCLABLE MATERIALS, FOOD SCRAPS, YARD TRIMMINGS, CONSTRUCTION AND DEMOLITION DEBRIS, OTHER MATERIALS AND MUNICIPAL SOLID WASTE 27

5.01 Scope of Work – General 27

5.02 Growth and Changes in City During the Term. 28

5.03 Implementation Plan 29

5.04 Residential Collection Services. 30

5.05 Commercial/Business Collection Services. 30

5.06 Collection Services at City-Sponsored Special Events. 30

5.07 Other Services and Special Services. 30
- **5.07.A Other Services.** 31
- **5.07.B Collection of MSW and Divertible Materials at Non-City Sponsored Special Events** 31
- **5.07.C Special Services.** 31

5.08 Hours of Collection. 31

5.09 Collection Standards. 32
- **5.09.A Care of Property.** 32
- **5.09.B Noise.** 33
- **5.09.C Private and Public Streets.** 34
- **5.09.D Customer Privacy.** 35

5.10 Litter Abatement. 37
- **5.10.A Minimization and Cleanup of Dropped, Scattered or Blown Materials.** 37
- ***5.10.B Clean Up of Existing Litter.*** 38
- ***5.10.C Clean Up of Illegal Dumping*** 39
- **5.10.D Covering of Loads.** 39

5.11 Hazardous Waste 40
- **5.11.A General.** 41
- **5.11.B Notice to Customers.** 41
- **5.11.C Contractor to Segregate and Dispose.** 42
- **5.11.D Operating Procedures and Employee Training** 42

5.12 City's Right to Change Scope of Work. 43

5.13 Attendance At Meetings With City. 45

5.14 Ownership of Municipal Solid Waste and Recyclable Materials. 46

5.15 Containers at City Yard, City Hall and Community Center. 46

5.16 Contamination Warning Notice/Prohibition on Contamination Fees. 46

5.17 Proposals for New Diversion Programs. 47

ARTICLE 6: TRANSPORTATION AND DISPOSAL OF MSW AND PROCESSING OF RECYCLABLE MATERIALS. 48

6.01 Transportation and Disposal of MSW. 48

6.02 Transportation of Recyclable Materials. 49

6.03 Transportation of Yard Trimmings. 49

6.04 Transportation of Food Scraps. 50

6.05 Transportation of Co-Collected Yard Trimmings and Food Scraps. 50

6.06 Transportation of Stable Bedding/Manure. 50

6.07 Transportation of Construction and Demolition Debris. 51

6.08 City Right to Unilaterally Direct Change in Disposal or Processing Facility. 51

6.09 Designated Processing Facilities Unavailable. 52

6.10 Contractor Request for Change of Processing Facility. 53

ARTICLE 7: PROCESSING AND MARKETING OF RECYCLABLE MATERIALS 56

7.01 Processing and Marketing Duties/Guarantee of Processing Capacity. 56

7.02 Permits. 57

7.03 Delivery of Residue to Landfill. 58

7.04 Processing Facility Operating Requirements. 58

7.05 Contractor To Meet All Food Scrap, Yard Trimmings and Stable Bedding/Manure Processing Facility Specifications. 60

7.06 Processing Requirements. 60

7.07 No Use of Biomass, Transformation, or Dirty MRF Facilities. 60

7.08 Marketing of Recovered Materials, Compost and Other Products. 61

7.09 Limits on Modes of Disposition. 61

7.10 City Access to Processing Facilities. 62

ARTICLE 8: EQUIPMENT, FACILITIES AND PERSONNEL 63

8.01 General. 63

8.02 Facilities. **63**
8.02.A General. **63**

8.03 Vehicles. **63**
8.03.A General. **63**
8.03.B. Compliance With Air Quality Requirements. **66**
8.03.C Provision of Two (2) Zero Emission Collection Vehicles. **66**
8.03.C.1 Charging/Fueling Station For Zero Emission Vehicles. 69
8.03.D Vehicle Identification. **70**
8.03.E Cleaning and Maintenance. **70**
8.03.E.1 General. 70
8.03.E.2 Cleaning. 70
8.03.E.3 Painting. 71
8.03.E.4 Maintenance 71
8.03.E.5 Repairs. 72
8.03.E6 Storage 72
8.03.F Leaking Vehicles. **72**
8.03.G DMV Registration/BIT Inspections/Brake Inspections. **73**
8.03.H Vehicle Mirrors. **73**
8.03.I Collision Avoidance System. **74**
8.03.J On-Board Scales and Cart Grippers. **75**
8.03.K Other Required Vehicle Technological Capabilities. **76**
8.03.L Vehicle Fire Suppression System. **79**
8.03.M Hydraulic Low Oil Level Warning Monitoring System. **79**
8.03.N Operation. **79**

8.04 MSW, Recyclable Materials, Food Scrap/Yard Trimmings and Stable Bedding/Manure Containers. **80**
8.04.A General. **80**
8.04.B Cart Ownership. **81**
8.04.C Cart Distribution. **81**
8.04.D Repair, Replacement, and Exchange. **81**
8.04.E Cleaning, Painting and Maintenance of Contractor-Furnished Containers. **82**
8.04.F Periodic Container Audit. **83**

8.05 Personnel. **86**
8.05.A General. **86**
8.05.B Driver Qualifications. **87**
8.05.C Uniforms. **87**
8.05.D Written Operating Procedures. **87**
8.05.E Safety Training. **88**
8.05.F No Gratuities. **89**
8.05.G. Employee Conduct and Courtesy. **89**
8.05.H. Provision of Recycling Coordinators. **89**
8.05.H.1 Recycling Coordinator Experience, Background and Training. 90
8.05.H.2 Documentation of Recycling Coordinator Training. 92
8.05.H.3 Deadline for Providing One (1) Fully Trained Recycling Coordinator. 93
8.05.I Provision of City's Day-to-Day City Contact Person. **93**
8.05.J Initial Hiring. **95**
8.05.K Ongoing Training and Testing. **96**
8.05.L Use of Workers Not Employed by Contractor. **96**
8.05.M Provision of Senior Manager(s) Responsible For Marketing of Food Scraps/Yard Trimmings/Compost Products **97**
8.05.N Notification to City In Event of Impending Strike, Labor Unrest, Picketing or Similar Action **97**

ARTICLE 9: OTHER COLLECTION-RELATED SERVICES 99

9.01 Billing..... 99
9.01.A Direct Billing of All Customers. 99
9.01.B City Inserts. 99
9.01.C. Delinquent Accounts. 99

9.02 Billing Records. 100

9.03 City Access to Billing Information. 100

9.04 Public/Customer Service and Accessibility. 101
9.04.A Office Hours and Location. 101
9.04.B Availability of Representative. 101
9.04.C Telephone. 101
9.04.C.1 Call Center and Staffing. 102
9.04.C.2 Call Answering, Telephone System Capabilities and Customer Service. 104
9.04.C.3 Additional Call Center Personnel During Initial Rollout, Bin and Cart Delivery. 107
9.04.D Correspondence. 109
9.04.E Electronic and Non-Electronic Payment of Bills. 109
9.04.F Maps, Schedules, Consumer Information. 110
9.04.G Web Site. 110

9.05 Service Complaints. 111

9.06 Change in Collection Schedule. 112

9.07 Report of Accumulation of MSW or Unauthorized Dumping. 112

ARTICLE 10: CONTRACTOR INCENTIVES AND MINIMUM PERFORMANCE STANDARDS 114

10.01 Overview of Contractor Incentives. 114
10.01.A Phase 1 Extension Incentive. 115
10.01.B Phase 2 Extension Incentive. 116
10.01.C Granting of Extensions. 117

10.02 Failure of Contractor to Achieve Minimum Performance Standards for Program Implementation and for Contamination Minimization 117
10.02.A Minimum Performance Standards for SB 1383 Program Implementation 118
10.02.A.1 City Evaluation of Contractor's Attainment of Minimum Level of Program Implementation Standards. 120
10.02.B Minimum Performance Standards for Contamination Minimization. 121
10.02.B.1 121
10.02.B.2 122
10.02.B.3 City Evaluation of Contractor's Attainment of Minimum Performance Standards for Contamination Minimization. 123
10.02.C Contractor's Failure to Achieve Minimum Performance Standards 124

ARTICLE 11: RECORD KEEPING, REPORTING, INSPECTIONS AND AUDITS 127

11.01 General. 127

11.02 Record Keeping. **127**

11.03 Reporting. **128**
11.03.A Reports Listed in Attachment K. **128**
11.03.B Monthly Recording of Information in the Red/Green Tracking Spreadsheet and in the City-Supplied CRM System. **128**
11.03.B.1 Information to Be Recorded in the Red/Green Tracking Spreadsheet/CRM System. 129
11.03.C Reports Listed in Attachment N. **131**

11.04 Inspection by City. **131**

11.05 Compliance Reporting. **133**
11.05.A Reporting of Multi-Family and Commercial Tons Separately. **134**
11.05.B Material Discrepancy in Data Reported. **135**

11.06 Annual Route Audit. **136**

11.07 Characterization Studies and In-Field Container Contamination Audits. **137**
11.07.A Characterization Studies. **137**
11.07.B In-Field Container Contamination Audits. **138**

11.08 Annual City Review of Contract Audits and Results. **138**

11.09 Reporting of Adverse Information. **139**

ARTICLE 12: INDEPENDENT CONTRACTOR **141**

12.01 Contractor an Independent Contractor. **141**

12.02 No Partnership or Joint Venture Created. **141**

12.03 No Entitlement to City Benefits. **141**

ARTICLE 13. INDEMNITY, INSURANCE, BOND **142**

13.01 General Indemnification. **142**

13.02 Insurance. **143**
13.02.A Types and Amounts of Coverage. **143**
13.02.A.1 Workers' Compensation and Employer's Liability. 144
13.02.A.2 Comprehensive General Liability and Automobile Liability Policies. 144
13.02.A.3 Pollution Liability. 145
13.02.A.4 Physical Damage. 146
13.02.B Acceptability of Insurers. **146**
13.02.C Required Endorsements. **146**
13.02.D Delivery of Proof of Coverage. **148**
13.02.E Other Insurance Requirements. **148**

13.03 Faithful Performance Bond. **150**

13.04 Alternative Security. **151**

13.05 Hazardous Waste Indemnification. 151

13.06 Integrated Waste Management Act Indemnification. 155

13.07 Intellectual Property Indemnification. 156

ARTICLE 14: COMPENSATION TO CONTRACTOR 157

14.01 General. 157

14.02 Applicable Rate Schedule. 157

14.03 Applicable Maximum Rates. 158

14.04 Annual Rate Adjustments. 159

14.05 Disposal Charge (Tip Fee) Adjustments. 161

14.06 Pavement Impact Costs. 161

14.07 Regulatory Compliance Costs. 162

14.08 Procurement Compliance Costs. 163

14.09 Adjustments to Rates in Attachment D Based on City-Directed Changes In Scope of Work. 164

14.10 Adjustments to Rates in Attachment D-1 Due to Loss of Cross-Jurisdictional Efficiencies. 165

ARTICLE 15: DEFAULT AND REMEDIES 167

15.01 Events of Default. 167

15.02 Right to Suspend or Terminate Upon Default. 171

15.03 Specific Performance. 172

15.04 Use of Contractor Property Upon Default. 172

15.05 Right to Perform. 173

15.06 Payment for Use of Contractor's Property. 173

15.07 Damages. 174

15.08 City's Remedies Cumulative. 174

15.09 Liquidated Damages. 174

15.10 No Actions for Damages Against City. 184

ARTICLE 16: OTHER AGREEMENTS OF THE PARTIES 186

16.01 Compliance with Law; Non-Discrimination. 186

16.02 Assignment. 186
16.02.A City Consent Required. 186
16.02.B Assignment Defined. 187
16.02.C Consent Requirements. 187

16.03 Subcontracting. 188

16.04 No Affiliated Entity. 189

16.05 Contractor's Investigation; No Warranties by City. 189

16.06 Notice. 190

16.07 Representatives of the Parties. 190
16.07. A Representatives of City. 190
16.07.B Representative of Contractor. 191

16.08 Right to Inspect Contractor Operations. 191

16.09 Maintenance and Review of Records, Submission of Reports. 192

16.10 Right to Demand Assurances of Performance. 192

16.11 Contractor Designated As City's Authorized Recycling Agent. 193

16.12 Force Majeure. 193
16.12.A Force Majeure. 194
16.12.B Obligation to Restore Ability to Perform. 194
16.12.C Notice. 194
16.12.D City's Rights in the Event of Force Majeure. 194

16.13 Cooperation During Transition. 195

16.14 No Damages for Invalidation of Agreement. 195

16.15 Diversion Programs Not Restricted. 196

16.16 Reports as Public Records. 196

ARTICLE 17: MISCELLANEOUS PROVISIONS 197

17.01 Governing Law. 197

17.02 Jurisdiction. 197

17.03 Binding on Successors. 197

17.04 Parties in Interest. 197

17.05 Waiver. 197

17.06 Attachments. **198**

17.07 Entire Agreement, Integration. **198**

17.08 Section Headings. **198**

17.09 Interpretation. **198**

17.10 Amendment. **198**

17.11 Severability. **198**

17.12 Costs and Attorneys' Fees. **199**

17.13 References to Laws. **199**

17.14 City's Municipal Code. **199**

17.15 Non-Discrimination. **199**

17.16 Guaranty. **200**

AGREEMENT FOR THE COLLECTION, TRANSPORTATION, PROCESSING AND DIVERSION OF RECYCLABLE MATERIALS, FOOD SCRAPS, YARD TRIMMINGS, CONSTRUCTION AND DEMOLITION DEBRIS AND OTHER MATERIALS AND FOR THE COLLECTION, TRANSPORTATION AND DISPOSAL OF MUNICIPAL SOLID WASTE

THIS AGREEMENT is entered into as of the ____ day of June 2024, by and between the CITY OF LAGUNA HILLS, a municipal corporation (hereinafter referred to as the "City") and CR&R Incorporated, a California corporation (hereinafter referred to as "Contractor").

RECITALS

1. The State of California has found and declared that due to the amount of Municipal Solid Waste (MSW) generated in California, coupled with diminishing landfill space and potential adverse environmental impacts from landfilling, that there is an urgent need for State and local agencies to enact and implement an aggressive integrated waste management program. The State has also found that the recycling or reuse of MSW will conserve not only landfill capacity but also water, energy and other natural resources. The State has, through enactment of the California Integrated Waste Management Act of 1989 (California Public Resources Code Sections 40000 et seq., hereinafter referred to as the "Act"), directed responsible State Agencies, and all local agencies, to promote Recycling and to maximize the use of feasible Source Reduction, Recycling and Composting options in order to reduce the amount of MSW that must be disposed of by land Disposal.

2. The City concurs in the aforementioned findings and declarations of the State of California.

3. In 2011, AB 341 was approved and signed into law amending the Act. The AB 341 amendments make a legislative declaration that it is the policy goal of the State of California that not less than seventy-five percent (75%) of MSW be source reduced, recycled or composted by the year 2020. As required by AB 341, the California Department of Resources Recycling and Recovery (hereinafter referred to as "CalRecycle") prepared a plan for submittal to the legislature on the methods to accomplish this goal. AB 341 required all businesses generating four (4) or more cubic yards of MSW per week, and all Multi-Family dwellings consisting of five (5) units or more, to arrange for Recycling services on or before July 1, 2012; and required all local agencies to provide a commercial recycling program meeting specified criteria on or before July 1, 2012.

4. In 2014, AB 1826 was approved and signed into law amending the Act. AB 1826 required the City to provide a collection and diversion program for Food Scraps, Yard Trimmings and Wood for all businesses and Multi-Family Complexes on or before January 1, 2016. AB 1826 requires businesses within City to participate in a diversion program for Food Scraps, Yard Trimmings and Wood according to a specified schedule depending upon the quantity of such materials and the quantity of MSW generated by the business. Businesses generating eight (8) or more cubic yards of Food Scraps, Yard Trimmings and Wood per week must participate as of April 1, 2016. Businesses generating four (4) or more cubic yards of Food Scraps, Yard Trimmings and Wood per week must participate on or before January 1, 2017. All businesses generating two (2) or more cubic yards per week of MSW must participate as of January 1, 2020. AB 1826

further required all Multi-Family complexes of five (5) or more units to participate in a diversion program for Yard Trimmings and Wood as of April 1, 2016.

5. In 2016, SB 1383 was approved and signed into law amending the Act and amending sections of the California Health and Safety Code. SB 1383 required that by January 1, 2028, the State Air Resources Board approve and begin implementing a statewide strategy to reduce emissions of short-lived climate pollutants to achieve a reduction in methane by forty percent (40%), hydrofluorocarbon gasses by forty percent (40%) and anthropogenic black carbon by fifty percent (50%) compared to 2013 levels. This reduction is to be achieved by 2030. In service of this reduction strategy, SB 1383 established a statewide goal of a fifty percent (50%) reduction in the disposal of organic waste (as defined in the legislation) from the 2014 level by 2020, and a seventy-five percent (75%) reduction from the 2014 level by 2025. SB 1383 further requires that a minimum of twenty percent (20%) of the reduction in disposal of organic waste by 2025 be comprised of edible Food Scraps Diverted for human consumption. CalRecycle developed SB 1383 regulations which were approved by the Office of Administrative Law in 2020 and codified in the California Code of Regulations ("CCR") Title 14, Division 7, Chapter 12, "Short-Lived Climate Pollutants".

6. In 2022, SB 54 the "Plastic Pollution Prevention and Packaging Producer Responsibility Act" was approved and signed into law amending the Act. SB 54 requires that by January 1, 2032, all single-use packaging and plastic single-use food service ware ("covered materials") offered for sale, distributed or imported into the state, be recyclable or compostable as defined by the Act. SB 54 requires the following recycling rates be achieved statewide for covered materials: thirty percent (30%) by January 1, 2028; forty

percent (40%) by January 1, 2030; and sixty-five percent (65%) by January 1, 2032. SB 54 provides for funding to local governments to offset the costs of this recycling and monitoring effort. SB 54 requires that CalRecycle promulgate final regulations to implement all aspects of the legislation by January 1, 2025. Local government agencies have been notified to begin tracking estimated and actual costs for compliance with SB 54 from 2023 onward, and to be prepared to submit such costs to CalRecycle by the dates specified by the statue and the final regulations."

8. City has implemented Residential, Multi-Family and Commercial Recycling and Diversion programs for Recyclable Materials, Yard Trimmings, Food Scraps and Edible Food. City wishes to arrange for the operation, expansion and enhancement of its existing Recycling and Diversion programs and implementation of new comprehensive Recycling and other Diversion programs for Single and Multi-Family Residential Premises, Commercial and Business Establishments and other operations in the City, which entails the Collection of Recyclable Materials, Yard Trimmings, Food Scraps, Construction and Demolition Debris and other materials and the delivery of these materials for processing and Diversion at Processing Facilities. These Recycling, Composting and other Diversion programs are integral and important components of the City's strategy for complying with the Act, including compliance with SB 1383 requirements, and are, therefore, of paramount importance to the City. Due to the complexity and specificity of the SB 1383 regulations, new contracts for solid waste and recycling services must contain very detailed and specific performance requirements, metrics to measure performance, and detailed reporting requirements to enable the City to comply with the SB 1383 regulations.

9. In September 2021, the City Council approved a Memorandum of Understanding (MOU) with the City of Lake Forest to jointly pursue a combined Request for Proposal (RFP) process for new, mirror-image Agreements that would be entered into by each City, as envisioned, with a common contractor to be selected through the joint RFP process. The MOU was amended in May 2023 to proceed with issuance of the Joint RFP. On December 12, 2023, the City Council authorized issuance of the joint Request For Proposals For the Collection, Transportation, Processing and Diversion of Recyclable Materials, Food Scraps, Yard Trimmings, Construction and Demolition Debris and other materials and for Collection, Transportation and Disposal of Municipal Solid Waste. The City Council of the City of Lake Forest authorized issuance of the same joint RFP on November 7, 2023. The City, in collaboration and cooperation with the City of Lake Forest has evaluated the proposals submitted and has determined that the Contractor has proposed to provide such services in a manner and on terms which are in the best interests of the City, its residents and businesses, taking into account the qualifications and experience of the Contractor, the financial capability of the Contractor, the Contractor's demonstrated commitment to Recycling and Diversion of materials from Disposal, and the cost of providing such services.

NOW, THEREFORE, in consideration of the mutual promises contained in this Agreement, and for other good and valuable consideration, the parties agree as follows:

AGREEMENT

ARTICLE 1: DEFINITIONS

1.01 Definitions. Unless otherwise defined in this Agreement, capitalized terms used in this Agreement shall have the meanings set forth in the definitions contained in Attachment A.

ARTICLE 2: REPRESENTATIONS AND WARRANTIES OF CONTRACTOR

2.01 Legal Status. Contractor is a corporation duly organized, validly existing and in good standing under the laws of the State of California, and is qualified to do business in the State of California.

2.02 Authority. Contractor has the authority to enter into and perform its obligations under this Agreement. Contractor has taken all actions required by law, or otherwise to authorize the execution of this Agreement.

2.03 Agreement Duly Executed. The Persons signing this Agreement on behalf of Contractor have been authorized to do so, and this Agreement constitutes a legal, valid and binding obligation of Contractor.

2.04 No Conflict with Applicable Law or Other Documents. Neither the execution and delivery by Contractor of this Agreement, nor the performance by Contractor of its obligations hereunder: (i) conflicts with, violates or will result in a violation of any Applicable Laws, as of the Effective Date; or (ii) conflicts with, violates or will result in a breach or default under any term or condition of any existing judgment, order or decree of any court, administrative agency or other governmental authority, or of any existing contract or instrument to which Contractor is a party, or by which Contractor is bound.

2.05 No Litigation. There is no action, suit, proceeding, or investigation at law or in equity, before or by any court or governmental entity, pending or threatened against Contractor, or otherwise affecting Contractor, wherein an unfavorable decision, ruling, or finding, in any single case or in the aggregate, would materially adversely affect Contractor's performance hereunder, or which, in any way, would adversely affect the

validity or enforceability of this Agreement, or which would have a material adverse effect on the financial condition of Contractor.

***2.06 Financial Condition*.** Contractor has made available to City information on its financial condition. City has relied on this information in evaluating the sufficiency of Contractor's financial resources to perform this Agreement. To the best of Contractor's knowledge, this information is complete and accurate, does not contain any material misstatement of fact and does not omit any fact necessary to prevent the information provided from being materially misleading.

***2.07 Expertise*.** Contractor has the expertise and professional and technical capability to perform all of its obligations under this Agreement.

2.08 Contractor's Investigation. Contractor has made an independent investigation and analysis, the results of which are satisfactory to Contractor, of the conditions and circumstances surrounding the Agreement, its content and preparation, and the work to be performed by Contractor under the Agreement. The Agreement accurately and fairly represents the intentions of Contractor, and Contractor enters into this Agreement on the basis of that independent investigation and analysis.

2.09 Statements and Information in Proposal. The Proposal submitted to City and to the City of Lake Forest by Contractor and information submitted to City and to the City of Lake Forest supplementary thereto, does not contain any untrue statement of a material fact nor omit to state a material fact necessary in order to make the statements made, in light of the circumstances in which they were made, not misleading. Contractor's Proposal is attached hereto as Attachment Y. To the extent that Contractor's Proposal

includes promises to perform services in addition to, or at a higher standard of service than those required by the Request for Proposals, those promises are incorporated into this Agreement and Contractor hereby ratifies its agreement to perform as promised.

ARTICLE 3: TERM OF AGREEMENT

3.01 Effective Date. The Effective Date of this Agreement shall be _____, 2024.

3.02 Term. The Term of this Agreement shall commence on the Effective Date and shall end at midnight on June 30, 2033, unless earlier terminated. Contractor's obligation to collect MSW, Recyclable Materials, Food Scraps, Yard Trimmings and other materials shall begin on July 1, 2025 at 12:01 a.m.

3.03 Opportunity for Contractor to Earn Extensions of Term. The Term of this Agreement may be extended as described in Article 10 if Contractor meets all of the requirements therein. In no event shall this Agreement be extended beyond June 30, 2035.

3.04 Conditions to Effectiveness of Agreement.

3.04.A Obligation of City to Perform. The obligation of the City to perform under this Agreement is subject to satisfaction, on or before the Effective Date, of each of the conditions set out below, each of which may be waived in whole or in part by City:

3.04.A.1 Accuracy of Representations. The representations and warranties made by Contractor in Article 2 of this Agreement shall be true and correct on and as of the Effective Date.

3.04.A.2 Absence of Litigation. There shall be no litigation pending on the Effective Date in any court challenging the execution of this Agreement or seeking to restrain or enjoin its performance.

3.04.A.3 Furnishing of Bond and Guaranty. Contractor has furnished the performance bond required by Section 13.03 and the guaranty required by Section 17.16, meeting the requirements of this Agreement.

3.04.A.4 Furnishing of Evidence of Insurance. Contractor has furnished satisfactory evidence of insurance required by Section 13.02.

3.04.A.5 Effectiveness of City's Approval. The approval of this Agreement by City shall have become effective, pursuant to California law, on or before the Effective Date.

3.04.A.6. Reimbursement of City Procurement Costs. Concurrent with executing this Agreement, Contractor shall have paid to City the sum of Two hundred forty-one thousand, four hundred forty seven dollars and fifty cents ($241,447.50) to reimburse City for its costs for conducting the competitive procurement process for this Agreement.

City may waive the satisfaction of the conditions described in Section 3.04.A.3 and Section 3.04.A.4, allow this Agreement to become effective, and exercise its rights and remedies under this Agreement for Contractor's failure to furnish the bond, the guaranty, or the evidence of insurance.

3.04.B Obligation of Contractor to Perform. The obligation of Contractor to perform under this Agreement is subject to the satisfaction on or before the Effective Date

of both of the conditions set forth below, each of which may be waived in whole or in part by Contractor.

3.04.B.1 Absence of Litigation. There shall be no litigation pending on the Effective Date in any court challenging the execution of this Agreement, or seeking to enjoin its performance.

3.04.B.2 Effectiveness of City's Approval. The approval of this Agreement by the City shall have become effective, pursuant to California law.

3.04.C Notice. If either party wishes to assert that a condition for its benefit has not been satisfied and has not been waived, it must deliver written notice to that effect to the other party prior to the Effective Date. If no such notice is received, the Agreement will become effective on the Effective Date. Each party is obligated to perform in good faith the actions, if any, which this Agreement requires it to perform before the Effective Date and to cooperate towards the satisfaction of the conditions set forth above.

ARTICLE 4. EXCLUSIONS FROM SCOPE OF WORK

4.01 Exclusions From Scope of Work. Contractor shall perform the work described in Article 5, Attachment B "Scope of Work" and all other tasks described in the Agreement. The scope of work to be performed by Contractor shall exclude all of the following and Contractor hereby agrees that City may permit the Collection, Recycling, Composting, Diversion and/or Disposal of any materials generated from Premises in City including, but not limited to, all of the following materials without seeking or securing any approval of Contractor:

A. Recyclable Materials which are separated by the Customer and donated or sold to youth, civic, or charitable organizations or any other Person;

B. MSW, Recyclable Materials, Food Scraps and/or Yard Trimmings generated at, and removed from, any Premises by the property owner or occupant and self-hauled by the property owner or occupant (or by his or her full-time employees) to a Processing Facility or to a Disposal Facility;

C. Food Scraps and/or Yard Trimmings which are generated at, and removed from, any Premises by the property owner or occupant and which are transported by the property owner or occupant (or by his or her full-time employees) and

Composted at a Processing Facility, a local Composting facility, a Community Composting Site, a Compost Hub and/or a community garden;

D. Food Scraps and/or Yard Trimmings which are Composted on-site by the property owner or occupant using an outdoor composting method, an in-vessel composting method, vermicomposting and/or a Compost Appliance.

E. Recyclable Materials which are generated at, and removed from, any Premises by the property owner or occupant and which are transported by the property owner or occupant (or by his or her full-time employees) to a permitted Recycling drop off or buy-back center or to a Processing Facility;

F. Edible Food for Human Consumption that is Collected by any Person.

G. Food Scraps that are separated by the Customer for use as Edible Food for Human Consumption and are donated, sold or the Customer pays for Collection and delivery of the Food Scraps to food banks, shelters, churches, civic organizations, schools, individuals or any Person for human consumption.

H. Food Scraps that are separated by the Customer and are donated, sold or the Customer pays for Collection and/or delivery and/or use of the Food Scraps by a third party for (i) use as animal feed; and/or (ii) for use in making new food products for human consumption (such a spent grains from breweries being used to make food bars); and/or for Composting at a local third-party community Compost program, Community Compost Site, a community garden, a Compost Hub, or other similar facility.

For purposes of this section 'local' means within twenty-five (25) miles of the City limits of the City of Lake Forest or the City of Laguna Hills.

I. Glass, plastic, and/or aluminum beverage containers and all other containers delivered for Recycling under the California Beverage Container Recycling Litter Reduction Act, Section 14500, *et seq*., of the California Public Resources Code;

J. Construction and Demolition Debris self-hauled by a Person or a Person's employees from a Premises that is owned or controlled by such Person, including a tenant of residential or commercial property.

K. Yard Trimmings removed from a Residential, Commercial, or any other Premises by a gardening, landscaping or tree trimming company utilizing its own equipment as an incidental part of a total service offered by the company rather than as a hauling service;

K The casual or emergency Collection and Disposal of MSW by City employees in the normal course of their employment;

L. Hazardous Waste, regardless of the source; and

M. MSW removed from a Premises by cleanup and junk removal services, and who: (a) hauls only the MSW which the cleanup service cleans up and no other MSW; (b) performs cleanup services such as removing junk from Residential and Commercial Premises; (c) uses its own vehicle(s) to haul the MSW which the cleanup service cleans up; and (d) does not use a Bin, Roll Off Box or other Container, whether

or not such Bin, Roll Off Box or Container is left at the cleanup site, to accomplish the cleanup, Collection or transportation of the MSW.

ARTICLE 5: COLLECTION OF RECYCLABLE MATERIALS, FOOD SCRAPS, YARD TRIMMINGS, CONSTRUCTION AND DEMOLITION DEBRIS, OTHER MATERIALS AND MUNICIPAL SOLID WASTE

5.01 Scope of Work – General. Except as otherwise provided herein, Contractor shall (a) collect Municipal Solid Waste generated at Single Family Dwellings, Multi-Family Dwellings, Commercial and Business Establishments (including City facilities) and Special Events within the City and deliver it to the Disposal Site approved by City, and (b) collect Recyclable Materials, Food Scraps, Yard Trimmings, Stable Bedding/Manure, Wood, Construction and Demolition Debris and other items specified in Attachment B placed for Collection by Single Family Customers, Multi-Family Dwelling Customers, Commercial and Business Establishments (including City facilities), and Special Events within the City and deliver each type of material to the Processing Facility designated by City. (Note: see the definitions of "Single Family Dwelling", "Multi-Family" and "Commercial and Business Establishments" in Attachment A. For purposes of this Agreement, Multi-Family complexes with centralized Collection service are considered "Multi-Family Dwellings" and those with individual Cart Collection service are considered "Single Family Dwellings".)

Notwithstanding the foregoing, the City does not guarantee that any particular type or quantity of Municipal Solid Waste, Recyclable Materials, Food Scraps, Yard Trimmings, Stable Bedding/Manure, Wood, Construction and Demolition Debris or any other material will be available for Collection at any time during the Term of this Agreement. Contractor acknowledges that the City does not control the waste stream generated within the City, with respect to content of the waste stream. Contractor further acknowledges that future changes in laws, regulations, packaging, the economy, consumption of goods, and/or

technology may affect the type and quantity of material that will be available for Collection by Contractor, and agrees that it will not be entitled to any cost or rate increases, extensions of this Agreement (other than those described in Article 3), or other compensation of any kind due to such changes in types and quantities of materials available for Collection. The City shall have no obligation to affirmatively defend Contractor's rights granted under this Agreement, but shall reasonably cooperate with Contractor, at Contractor's expense, in Contractor's efforts to defend its rights.

The work to be done by Contractor includes the furnishing of all labor, supervision, equipment, materials, supplies, vehicles and equipment, storage and maintenance facilities, and all other items necessary to perform the services required under this Agreement in a thorough, workmanlike and efficient matter, so that Residents, businesses, and public and private institutions within the City are provided reliable, courteous and high-quality services at all times. The enumeration of, and specification of, requirements for particular items of labor or equipment shall not relieve Contractor of the duty to furnish all others that may be required, whether enumerated or not. In the event of a conflict between requirements in the Agreement and in the attachments to the Agreement, the decision of the City shall govern.

Contractor shall provide and perform all Collection services, Diversion Programs, Special Services, City services and Public Outreach and Education in accordance with Attachment B, whether or not such provisions are specifically referred to in any other section of this Agreement.

5.02 Growth and Changes in City During the Term. Attachment NN contains a list of new developments and changes to existing structures and developments that City

estimates may occur during the Term. There will also be other changes within the City during the Term. City makes no warranty or guarantee as to the actual number, type(s) or timing of construction and occupancy of new Premises within City during the Term. Contractor shall provide all services described in this Agreement, to all newly constructed and occupied Premises during the Term in accordance with rates in Attachment D in effect at the time the services are provided.

5.03 Implementation Plan. The parties recognize that substantial planning and preparation will be required to ensure a successful initiation of Collection operations by Contractor on July 1, 2025. To that end, Contractor has prepared a detailed Implementation Plan addressing the steps Contractor will take, and the schedule on which it will take them, to prepare for commencement of Collection operations. The Implementation Plan covers Contractor's schedule (shown on a week-by-week basis) for hiring and training of personnel, acquiring necessary Collection vehicles and equipment, preparing Customer relations materials (including Collection schedules, route maps, billing forms, complaint forms, service request forms and so forth), and distributing new Containers for MSW, Recycling, Food Scrap/Yard Trimmings, Stable Bedding/Manure and Source-Separated Food Scraps to Customers. The Implementation Plan is attached as Attachment C.

Contractor shall diligently adhere to the Implementation Plan and shall meet periodically, whenever City requests, to review its progress. Failure to adhere to the Implementation Plan, including its schedule, shall constitute a material breach of this Agreement, which, if uncured, shall constitute a default under Section 15.01.

The specific plans and other materials required to be submitted under the Implementation Plan are subject to City's review and approval. City will endeavor to take actions, make decisions, and provide directions to Contractor in accordance with the schedule and time allowances set forth in Attachment C, so as not to delay Contractor's adherence to the Implementation Plan schedule.

5.04 Residential Collection Services. Contractor shall collect all MSW, Recyclable Materials, Food Scraps, Yard Trimmings and any Stable Bedding/Manure generated at Single Family Dwellings within the City and placed for Collection at curbside, in alleys and at backyard/sideyard locations by Customers who request such backyard/sideyard Collection under Section 2.5 of Attachment B. Said materials shall be collected from such Premises at the frequencies and in the manner described in Attachment B, Section 2.

5.05 Commercial/Business Collection Services. Contractor shall collect all MSW, Recyclable Materials, Food Scraps, Yard Trimmings and any Stable Bedding/Manure generated at Commercial and Business Establishments within the City and placed for Collection. Said materials shall be collected from such Premises at the frequencies and in the manner described in Attachment B, Section 3.

5.06 Collection Services at City-Sponsored Special Events. Contractor shall Collect all MSW, Recyclable Materials and Food Scraps generated, at up to twenty (20) City-sponsored Special Events per calendar year during the Term at no charge to the City as described in Section 4 of Attachment B.

5.07 Other Services and Special Services.

5.07.A Other Services. Contractor shall provide other Collection services as requested by Customers in the City on an on-call basis, including Bin, Roll Off Box and Compactor service described in Attachment B, Section 3.

5.07.B Collection of MSW and Divertible Materials at Non-City Sponsored Special Events. Contractor shall also provide Containers and Collection service for Recyclable Materials and Food Scraps at non-City sponsored special events (whether for profit, non-profit or private gatherings) as described in Section 4 of Attachment B. Such services shall be provided at the rates in Attachment D.

5.07.C Special Services. Contractor shall provide special services as described in Attachment B that include, but are not limited to:

- Bulky Goods Collections
- Special Events Collections
- Holiday Greenery Collection and Recycling
- Household Hazardous Waste Collection
- Household Hazardous Waste Drop Off Events
- Sharps Mail-In Service
- Composting Workshops
- Compost Giveaway Events

5.08 Hours of Collection. Collection of MSW, Recyclable Materials, Food Scraps/Yard Trimmings, Construction and Demolition Debris, and all other Collection operations may occur only within the hours authorized by the City. Contractor may not conduct Collection operations earlier than 7:00 a.m. local time or later than 6:00 p.m. for Single Family and

Multi-Family Dwellings, and no earlier than 7:00 a.m. local time or later than 6:00 p.m. for Commercial and Business Establishments. The City Manager or his/her designee, if requested by Contractor, may grant temporary site and route-specific exceptions. At the sole discretion of the City Manager, Contractor shall adjust the early morning start point of Collection routes to address and minimize Customer complaints, when warranted. The decision of the City Manager or his/her designee shall be final.

Contractor shall not conduct any Residential, Commercial, permanent or temporary Roll Off Collections or any other Collections on the following holidays: New Year's Day, Memorial Day, Independence Day, Labor Day, Thanksgiving Day and Christmas Day. No Collections shall occur on Saturdays for Single Family and Multi-Family Dwellings except for missed pick-up service and for a holiday that falls on a preceding Friday. When a holiday falls on a weekday, Collection service will be performed on the following day. For example, if a holiday falls on a Monday, service scheduled for Monday will be provided on Tuesday, service scheduled for Tuesday on Wednesday and so on. If a holiday falls on a Saturday, service will be provided the following Monday.

Commercial Collections may occur all seven (7) days of the week.

Contractor shall coordinate with the City Manager or his or her designee to ensure that the Collection of MSW, Recyclable Materials, Food Scraps/Yard Trimmings, and Construction and Demolition Debris is compatible with, and does not interfere with, City's street sweeping operations.

5.09 Collection Standards.

5.09.A Care of Property. Contractor shall use due care when handling MSW, Recycling, Food Scrap/Yard Trimmings and Stable Bedding/Manure Carts and Bins.

Carts shall not be thrown from trucks, roughly handled, damaged or broken. Containers shall be returned to the Collection point upright, with lids properly closed.

Contractor shall ensure that its employees close all gates opened by them in making Collections, unless otherwise directed by the Customer, and avoid crossing landscaped areas and climbing or jumping over flower beds, hedges, fences, and other building appurtenances.

City shall refer complaints about damage to private property, including common areas in common-area subdivisions, and common areas and parking areas in Multi-Family Dwellings to Contractor. Contractor shall promptly and at its sole expense repair, or arrange for the repair of, all damage to private property caused by its employees, including but not limited to vehicles, overhangs, carports, streets, curbs, sidewalks, driveways and paved areas.

5.09.B Noise. All Collection operations shall be conducted as quietly as possible and shall conform to City noise level regulations. The noise level during the stationary compaction process shall not exceed 75 decibels at a distance of 25 feet from the Collection vehicle measured at an elevation of five (5) feet above ground level using the "A" scale of the standard sound level meter at slow response. Contractor shall test all Collection vehicles used in City annually during the months of March and April beginning March of 2026 and shall submit to City a certificate of vehicle noise testing by an

independent testing facility showing the results of the tests. The City may also conduct random checks of noise emission levels to ensure such compliance.

5.09.C Private and Public Streets. Contractor shall use its best efforts to prevent damage to all streets (public and private) over which its Collection equipment may be operated, and Contractor shall obtain all required approvals for operation of its Collection vehicles on private streets. In the event Contractor damages public streets (including but not limited to creation of potholes, holes in asphalt, damage to curbs, gutters and storm drains), including, but not limited to, damage caused by Contractor operating vehicles in violation of requirements in this Agreement, City will notify Contractor and Contractor shall be responsible for the City's costs of repairing the damage, which will be performed by City. Contractor shall comply with all requirements for placement of Containers, including Roll Off Boxes, in the public right of way, including compliance with encroachment permits pursuant to the City's Municipal Code.

Contractor shall use all available industry best practices to prevent spills of fuel and fluids (such as oil, hydraulic fluid, brake fluid, etc.) on streets; including, but not limited to, installation of a hydraulic fluid pressure monitoring system on all new Collection vehicles as described in Section 8.03.M. A liquid spill kit shall also be carried at all times on each Collection vehicle. If such a spill occurs, Contractor shall immediately notify the City (including the Director of Public Works or his/her designee and the City's NPDES Coordinator) and all proper regulatory authorities of said spill and release of fluids. Upon a release of such fluids, the driver shall immediately park the vehicle and it shall remain parked until the leak is repaired. In such event Contractor shall not park the leaking

vehicle within two hundred (200) feet of a waterway or storm drain and shall utilize absorbent material, sand bags, “socks” and/or other appropriate means to prevent leaking fluids from entering storm drains. In the event of any type of spill or other emergency, Contractor shall be responsible for securing the immediate safety of the vehicle driver, all other employees of Contractor and all persons and property in the surrounding vicinity. Contractor shall clean, at Contractor’s expense, the spilled fluids in coordination with, and to the satisfaction of, City and applicable regulatory agencies.

As of the Effective Date, Contractor shall initiate and provide continuous (at least monthly) training of all collection employees, route supervisors, dispatch personnel and all management employees in the proper handling of any leaked liquid or spills to prevent such liquids and/or spills from entering storm drains, waterways or otherwise creating environmental damage or any damage to Persons, property, wildlife, animals, vegetation, the ocean, waterways, or releases to the atmosphere. Such trainings shall include a simulation of a spill with employees physically performing the appropriate actions and activities to contain spilled fluid(s) and notify the City and all appropriate regulatory agencies, at least one (1) time each year. Contractor shall provide a quarterly report to City on the trainings held with each employee group including the topics covered, and the employees or third parties that provided each training, as further described in Section 11.03.

5.09.D Customer Privacy. Contractor shall strictly observe and protect the rights of privacy of Customers. Information identifying the contents and composition of a Customer’s MSW, Recyclable Materials, Food Scraps/Yard Trimmings or Construction

and Demolition Debris shall not be revealed to any Person, governmental unit, private agency or company (other than photographs, video, and other information required to be submitted to City pursuant to this Agreement; required to be submitted to CalRecycle; and photographs, video and other information required to be submitted to a regulatory agency in connection with a spill described in Section 5.09.C), unless authorized by the Customer or by any Applicable Laws. This includes, but is not limited to, data, written information or descriptions, notes, photographs, video footage, GIS data identifying Customer, Customer's address, location, Contamination identified in Customer's Containers, other materials identified in Customer's Containers and other information on the contents of Customer's MSW, Recyclable Materials, Yard Trimmings, Food Scraps or Construction and Demolition Debris Containers obtained through on-site observations, aerial photography, Bin Sensors, GIS systems, satellite photographs or video, drone photographs or video, conversations with Customers, and documents received by Contractor from Customers. In the event one (1) or more employees remove documents or any other material from Customer Containers, other than specifically for the purposes of (a) an on-site field audit or characterization, (b) transferring overflowing materials from one Container to another Container, or (c) for Collecting, Disposing of, or Diverting the materials as described in this Agreement, Contractor shall assign a different employee(s) to perform the work in the City. This provision shall not be construed to prohibit Contractor from (i) preparing, participating in, or assisting in the preparation of characterization studies, on-site field audits (lid flipping) and waste stream analyses of MSW and Divertible Materials that may be required by the Act or requested by City; (ii) performing the audits and characterizations required pursuant to Article 11 and Attachment N of this

Agreement; (iii) taking photos and/or video of Contamination in Containers or of overfilled, blocked or otherwise uncollectable Containers, or of Uncontainerized materials; (iv) providing information necessary for City to comply with the Act and SB 1383; and (v) providing information requested by police, sheriff, public safety or other law enforcement; or to obtain information required to be submitted to City in order for City to exercise its police powers and enforce City's Municipal Code. Contractor shall not market or distribute customer data, information or mailing lists to any party except where required by the provisions of this Agreement, and additionally, Contractor shall make available customer mailing lists to the City upon request.

5.10 Litter Abatement.

5.10.A Minimization and Cleanup of Dropped, Scattered or Blown Materials. Contractor shall use due care to prevent MSW, Food Scraps/Yard Trimmings, Recyclable Materials, Stable Bedding/Manure and Construction and Demolition Debris from being dropped, scattered or blown during the Collection or transportation process. Contractor shall tarp all open Roll Off Boxes while transporting the Box. If any MSW, Yard Trimmings, Wood, Food Scraps, Stable Bedding/Manure, Construction and Demolition Debris or Recyclable Material is dropped, scattered or blown out of a vehicle or Roll Off Box, Contractor shall promptly clean up all such materials whether on private or public property. Each Collection vehicle shall carry all industry-standard equipment for this purpose. Failure to clean up all dropped, scattered, or blown materials within four (4) hours of notification of the existence of dropped, scattered or blown materials or litter resulting from Collection operations reported by a Customer, the City, or any other Person

(when reported during regular business hours) shall result in the assessment of liquidated damages as described in Section 15.09.

Contractor shall not transfer loads from one vehicle to another on any public street or private roadway, unless it is necessary to do so because of mechanical failure or damage to a Collection vehicle that renders it inoperable and the vehicle cannot be towed.

5.10.B Clean Up of Existing Litter. The Contractor shall clean up existing litter in the immediate vicinity of any MSW, Recyclable Materials, Food Scrap, Stable Bedding/Manure or Yard Trimmings Collection area (including enclosures and in all areas on private and public property where Containers are delivered for Collection) whether or not Contractor has caused the litter. Contractor shall notify the Customer and the City after the second occurrence of existing litter and shall send City a photograph of the littered area. City's Code Enforcement Officer, or other City representative, and Contractor's Recycling Coordinator will make an on-site inspection to discuss the situation with the Authorized Customer Representative responsible for the property. If the litter and debris is being caused by illegal dumping, the City and Contractor's City Day-to-day contact person will work with the Authorized Customer Representative. Contractor shall recommend options to the Customer including but not limited to, using locked enclosures and/or Bins with locking lids to prevent entry. Upon Customer request, Contractor shall provide Bins with locking lids. If the cause of the litter is under-subscription to the Collection service, the City and Contractor's City day-to-day contact person will work with the Authorized Customer Representative to identify options for solving the problem including Diversion of more Divertible Materials, source reduction, flattening cardboard boxes, and other options. In the event Contractor recommends a change in the size of

Container(s) and/or the frequency of service, and the Customer objects, the City shall determine the appropriate resolution. The decision of the City shall be final.

***5.10.C Clean Up of Illegal Dumping*.** Contractor shall respond to all calls from City regarding spilled or illegally dumped MSW, Yard Trimmings, Wood, Food Scraps, Recyclable Materials, Electronic Waste, U-Waste and/or Bulky Items that are identified in locations other than Customer MSW enclosures (such as empty parking lots, on City streets, sidewalks, etc.) during regular business hours Monday through Friday. Contractor shall collect and deliver such material to the City designated Disposal Facility (or, in the case of Recyclable Materials, Yard Trimmings, Wood, concrete, asphalt or other inert materials, to the City-designated MRF, Compost Facility, or Construction and Demolition Debris Processing Facility; and in the case of Electronic and Universal Waste, to a fully-permitted, City-Approved Processing Facility). Contractor shall utilize appropriate vehicles, equipment and labor to accomplish Collection of illegally dumped materials in a safe and timely manner in accordance with all Applicable Law.

5.10.D Covering of Loads. Contractor shall place covers on all open Roll Off Box Containers and transfer trucks during transport to the Disposal facility, Materials Recovery Facility, Compost Facility, Construction and Demolition Debris Processing Facility and all other Processing Facilities.

5.10.E Overfilled Carts and Bins. Contractor shall not charge Customers any extra fee or charge for Overfilled Bins or Overfilled Carts. In no event shall Contractor force, coerce, pressure, threaten, or require a Customer to increase the frequency of their service or subscribe to a larger size Container due to Overfilled Carts and/or

Overfilled Bins. If Overfilled Carts and/or Bin(s) are a chronic problem and Contractor has photo-documentation of at least two (2) events of Overfilled Carts and/or Bins within a thirty (30) day period, Contractor shall work with the Customer(s) to develop options for a solution, which may include flattening boxes, increasing Diversion of Divertible Materials, source reduction and other options. Contractor shall report the incidents and the results of working with the Customer to the City in the monthly reports.

In the event Contractor encounters an overweight temporary clean up Bin that cannot be safely lifted and emptied into Contractor's Collection vehicle, Contractor may charge the Customer the 'cleanup Bin overweight charge' listed in Attachment D. This charge applies only to temporary cleanup Bins.

5.10.F Compactor and Roll Off Box Overages. Roll Off Box Overweight Charges. Contractor may charge the Compactor and Roll Off Box per Ton overage fees listed in Attachment D for Compactors and Roll Off Boxes that exceed the maximum allowable weight for Collection and/or exceed the California maximum legal highway weight limits. Contractor may charge the overweight Roll Off fee listed in Attachment D if a special vehicle is needed to haul the contents of a Roll Off Box that weighs in excess of ten (10) Tons loaded weight. The overweight Roll Off fee may be charged in addition to the standard Roll Off rate in Attachment D.

5.11 Hazardous Waste

5.11.A General. Contractor shall be aware of, and comply with, all laws, rules, and regulations relating to the handling and transportation of Hazardous Waste, including those requiring training and documentation. Contractor shall implement a Hazardous Waste exclusion program that includes, at a minimum, a visual check of all Containers Collected to protect against Collection of Hazardous Waste. Said visual check may occur at the time of Collection and/or at the time the load is dumped at the Disposal site or Processing Facility. If Contractor observes any substances that it believes to contain Hazardous Waste within the City, including but not limited to in Containers designed for MSW, Yard Trimmings, Wood, Food Scraps, Stable Bedding/Manure, Recyclable Materials or Construction and Demolition Debris, Contractor shall not collect such Hazardous Waste but shall immediately notify the appropriate regulatory agencies and the City. The preceding sentence shall not apply to prevent Contractor's Collection of Household Hazardous Waste, Electronic Waste, Universal Waste, fluorescent tubes, pharmaceuticals or sharps that are classified as Hazardous Waste or Bulky Goods (i.e. refrigerators) that contain Freon, in accordance with Applicable Laws.

In addition to other required notifications, if Contractor observes any substances which it or its employees reasonably believe or suspect to contain Hazardous Waste unlawfully disposed of or released on private property or on public property, including, but not limited to, storm drains, streets, or other public rights of way, Contractor shall notify City Manager, or the City Manager's designee immediately.

5.11.B Notice to Customers. Contractor shall notify all Customers at least once each year with a mailing separate from other notices and brochures, of: (i) the prohibition

against the Disposal of Hazardous Waste in authorized Containers, Bins, Carts, Compactors or Roll-off Boxes; and (ii) the obligation of each Customer to provide for the proper handling and disposition of Hazardous Waste. To the extent that Contractor has actual knowledge of the existence of such Hazardous Waste in a Container placed for Collection, Contractor shall not collect such Container. Contractor shall, prior to leaving the location where such Hazardous Waste has been observed, leave a tag at least 2" x 6" that informs the customer why the Collection was not made and lists the telephone number for the appropriate local agencies to contact for proper disposal of the Hazardous Waste.

5.11.C Contractor to Segregate and Dispose. In the event Contractor inadvertently collects any Hazardous Waste, and during the course of transportation and disposition at a Disposal Facility, Materials Recovery Facility, Compost Facility, Construction and Demolition Debris Processing Facility or other Processing Facility, and becomes aware that it has collected such Hazardous Waste, Contractor shall segregate the Hazardous Waste, and shall arrange for its transport and Disposal to a properly permitted Recycling, treatment or disposal facility of Contractor's choosing at Contractor's sole expense. Contractor shall be solely responsible for the transport and disposition of all Hazardous Waste that is collected by Contractor. City will cooperate with Contractor's attempts to locate and collect the costs of such transport and disposition from the responsible Customer.

5.11.D Operating Procedures and Employee Training. Contractor shall establish, implement and maintain written operating procedures designed to ensure

Contractor's utilization of techniques generally accepted in the recycling and waste hauling industry for cities of the size and nature of the City of Laguna Hills to handle and dispose of Hazardous Waste and its compliance with the provisions of this Agreement and all applicable laws, rules, and regulations. Contractor shall establish, implement and maintain an employee training program and shall ensure that employees responsible for the identification of Hazardous Waste are fully trained to properly handle and dispose of Hazardous Waste. Contractor shall maintain documentation that describes the training received by its employees.

5.11.E Hazardous Waste Diversion Records. Contractor shall maintain records showing the types and quantities, if any, of Hazardous Waste found in MSW, Recyclable Materials, Yard Trimmings, Wood, Food Scraps, Stable Bedding/Manure and/or Construction and Demolition Debris at Residential, Commercial and Business Establishments, and at Construction and Demolition sites and which was inadvertently collected from Customers within the City, but discovered and segregated at (a) the point of Collection, (b) at a Processing Facility, or (c) at a Disposal Site. Said records shall include the ultimate disposition of the Hazardous Waste. A summary of said records shall be provided to City with each monthly report submitted by Contractor pursuant to Section 11.03 and Attachment K. The complete records shall be maintained by Contractor in written or electronic format for the duration of the Term.

5.12 City's Right to Change Scope of Work. City may, without amending this Agreement, direct Contractor to cease performing one or more of the services described in this Agreement, may direct Contractor to modify the scope of one or more of such

services, may direct Contractor to perform additional Collection services and/or processing services, and may similarly modify Contractor's obligations under any provisions of this Agreement.

The changes that City may direct include, but are not limited to, program expansions, new Diversion Programs to comply with the Act, modifying or stopping certain Diversion programs and/or specified portions of programs, change of Processing Facility, providing pilot programs and innovative services which may entail new Collection methods, different types of services, equipment and/or new requirements for Customers, new technology, and compliance with new laws, rules, and regulations.

If such changes cause an increase or decrease in the cost of performing the services, an appropriate adjustment in the maximum rates set forth in Attachment D will be made as provided in Section 14.09. Contractor shall continue to perform the new or changed service while the appropriate adjustment in the rates, if any, is being determined.

The work to be performed by Contractor, including the scope of work in Attachment B, includes tasks and programs (referred to in this Agreement including in Attachment B as "Optional City-Directed Programs") that City, in its sole discretion, may choose to implement during the Term. Contractor has provided City with rates to be charged to Customers for all of the Optional City-Directed programs described in the Agreement and in Attachment B. If City chooses to implement any of those program(s), the provisions of this Section and Section14.09 shall not apply. Instead, the rate(s) for said program(s) shall be adjusted for the passage of time as described in Attachment J before the commencement of the Optional City-Directed program. The revenue from such rates, plus

the revenue from sale of any Recyclable Materials, Diverted materials and/or any energy produced shall constitute the full and complete compensation to Contractor for implementing such program(s).

5.13 Attendance At Meetings With City. Contractor shall attend monthly status meetings with City staff, representatives and agents beginning within one calendar week of the Effective Date of this Agreement. The date, time and location for meetings will be established by the City, in consultation with the Contractor. Contractor shall provide all necessary and appropriate personnel to attend each meeting such that the topics on the agenda can be addressed fully and completely. At the sole discretion of the City, additional, more frequent meetings may be convened during the months leading up to and after the start date for operations of July 1, 2025, in order to make sure the Implementation Plan is on schedule and that the Contractor is fully ready and prepared to commence Collection and all other operations pursuant to this Agreement. At the sole discretion of the City, additional meetings may be convened during the Term to continue to address issues not resolved at the monthly meetings and to address specific events, issues or concerns as needed by the City. Topics to be covered at the monthly meetings include progress on the Implementation Plan, progress toward the achievement of program implementation as described in Attachment B, Contamination levels in Customer Containers, results from waste characterizations and Container Contamination audits as described in Attachment N, review of implementation of all items in the Scope of Work, review of monthly reporting documents including the Red/Green Tracking Spreadsheets, and/or Recyclist, SMART 1383 (or other similar software program) data and information, planning for upcoming Special Events, and any other items relevant to the

accomplishment of all tasks and attainment of all performance standards contained in the Agreement.

5.14 Ownership of Municipal Solid Waste and Recyclable Materials. Ownership and the right to possession of all MSW, Yard Trimmings, Stable Bedding/Manure, Wood, Food Scraps, Construction and Demolition Debris and Recyclable Materials shall be deemed to transfer to Contractor from the Customer once such materials are placed in Containers and properly placed at the designated Collection location. At no time shall the City hold any right of ownership or possession of MSW, Yard Trimmings, Food Scraps, Recyclable Materials, Stable Bedding/Manure, Construction and Demolition Debris or Hazardous Waste placed for Collection and nothing in this Agreement shall be construed as giving rise to any inference that City has such rights.

5.15 Containers at City Yard, City Hall and Community Center. In addition to Collection at City facilities described in Attachment EE, Contractor shall, at no additional charge, provide Containers at City Yard, City Hall and/or Community Center (as directed by City) as described in Attachment B, Scope of Work, Section 4.7.5.

5.16 Contamination Warning Notice/Prohibition on Contamination Fees. Contractor shall follow the procedures described in Attachment B, Sections 2 and 3 “Procedure for Observation and Issuance of Contamination Notices to Customers” at any time a driver observes Contamination in a Container placed for Collection. Contractor is prohibited from charging any Customer, account and/or any Authorized Customer Representative a “Contamination fee”, or any type of charge or fee related to Contamination observed in any Container.

5.17 Proposals for New Diversion Programs.

Contractor shall, at no additional cost, within forty-five (45) days of each request by City, submit a written proposal on providing additional or expanded Diversion services. The proposal shall contain a complete description of the following: (A) Collection methodology to be employed; (B) equipment to be used and staffing requirements by number and classification; (C) type of Container(s) to be used; (D) informational/promotional campaign; (E) projection of annual operating costs and revenues (if applicable), including documentation of and support for key assumptions underlying projections. In the event City decides to proceed with implementation of such additional and/or expanded Diversion service(s), the provisions of Section 5.12 of the Agreement shall apply.

ARTICLE 6: TRANSPORTATION AND DISPOSAL OF MSW AND PROCESSING OF RECYCLABLE MATERIALS

6.01 Transportation and Disposal of MSW. The City is subject to the terms of the Waste Disposal Agreement executed by and between the County of Orange and the City in 2009, as subsequently amended on April 28, 2015, for utilization of the Orange County Landfill System for disposal of MSW, and incorporated herein as set forth in Attachment I. Contractor shall transport and deliver all MSW collected pursuant to this Agreement to the Orange County Landfill System, and to the specific landfill designated by City, for the duration of the City's Waste Disposal Agreement with the County of Orange, including any extensions. The City-designated Disposal Sites as of the Effective Date are: the Prima Deshecha Landfill, the Frank Bowerman Landfill and the Olinda Alpha Landfill. In the event the Orange County Landfill System becomes unavailable for Disposal of MSW from City or in the event that the Waste Disposal Agreement terminates, Contractor shall assist City in identifying and researching possible alternate Disposal Sites and shall cooperate with City in switching to the alternate Disposal Site(s) identified by City. In such event, Contractor shall transport and deliver all MSW collected pursuant to the Agreement to such other Disposal site designated by the City Manager or his/her designee, and the provisions of Sections 5.12 and Section 14.09 shall apply if the change in Disposal Site creates a change (either an increase or decrease) in the cost of transport or Disposal of MSW.

During the term of the City's contract with the County of Orange, Contractor shall comply with all provisions of the Waste Disposal Agreement, including, but not limited to, Section 3.1(C) requiring transport and delivery of residue from all Materials Recovery

Facilities, Compost Facilities, Construction and Demolition Debris Processing Facilities and all other Processing Facilities utilized in the performance of this Agreement, to the Orange County Landfill System; and with Section 3.1(H) requiring provision of tonnage data by type of load (residential, commercial and roll off), origin of MSW delivered to the County Landfill System directly from City routes and from all transfer stations and Processing Facilities used in the performance of this Agreement.

Contractor shall cooperate with the operator(s) of the City-approved Disposal Site(s) with regard to operations therein, including by way of example, complying with directions from the operator to unload Collection vehicles in designated areas, accommodating to maintenance operations and construction of new facilities, complying with the operator's Hazardous Waste exclusion program, and fully and transparently cooperating with the operator's tonnage tracking system including reporting of allocation methods and self-haul transfer allocations.

Contractor shall also execute the agreement Franchise Hauler Acknowledgment in a form similar to that in Appendix 4 of the Waste Disposal Agreement.

6.02 Transportation of Recyclable Materials. Contractor shall transport and deliver for processing all Recyclable Materials and Single-Material Recyclables, and appropriate Bulky Goods to the CR&R Western MRF which is the City-approved Clean MRF identified in Attachment O.

6.03 Transportation of Yard Trimmings. Contractor shall transport and deliver all Yard Trimmings to the CR&R Yuma Composting Facility which is the City-approved Yard Trimmings Processing Facility identified in Attachment P. In the event Contractor utilizes

its Composting Facility at the SC South Campus, in addition to, or instead of the Yuma Composting Facility, the cost for use of the SC South Campus Facility is already included in the rates in Attachment D.

6.04 Transportation of Food Scraps. Contractor shall transport and deliver all Food Scraps collected from Carts, Bins, Roll Off Boxes and Compactors pursuant to this Agreement to the CR&R Yuma Composting Facility which is the City-approved Food Scraps Processing Facility identified in Attachment P. In the event Contractor utilizes its Composting Facility at the SC South Campus, in addition to, or instead of the Yuma Composting Facility, the cost for use of the SC South Campus Facility is already included in the rates in Attachment D.

6.05 Transportation of Co-Collected Yard Trimmings and Food Scraps. Contractor shall transport and deliver all Co-Collected Yard Trimmings and Food Scraps collected in City pursuant to this Agreement to the CR&R Yuma Composting Facility which is the City-Approved Processing Facility for Co-Collected Yard Trimmings and Food Scraps identified in Attachment P. In the event Contractor utilizes its Composting Facility at the SC South Campus, in addition to, or instead of the Yuma Composting Facility, the cost for use of the SC South Campus Facility is already included in the rates in Attachment D.

6.06 Transportation of Stable Bedding/Manure. Contractor shall transport and deliver all Stable Bedding/Manure collected from Carts and Bins pursuant to this Agreement to the Inland Empire Regional Composting Authority Facility located at 12545 Sixth Street, Rancho Cucamonga, California, which is the City-Approved Processing Facility for Stable Bedding/Manure identified in Attachment BB. In the event

Contractor utilizes its Composting Facility at the SC South Campus, in addition to, or instead of the Yuma Composting Facility, the cost for use of the SC South Campus Facility is already included in the rates in Attachment D.

6.07 Transportation of Construction and Demolition Debris. Contractor shall transport and deliver all Construction and Demolition Debris collected from Bins and Roll Off Boxes pursuant to this Agreement to the CRT C&D MRF Facility, which is the City-approved Construction and Demolition Debris Processing Facility identified in Attachment Q.

6.08 City Right to Unilaterally Direct Change in Disposal or Processing Facility. City reserves the right to unilaterally direct a change in any of the Disposal or Processing Facilities described in this Article 6 for any reason, during the Term. In such event, City shall provide a minimum of six (6) months written notice to Contractor of the change. In such event, the provisions of Section 5.12 shall apply if changes in the designated Processing Facility result in increased mileage of more than ten (10) miles one way.

6.08 A. Planned Composting Facilities. The parties acknowledge that the County of Orange is in the process of permitting and constructing new Composting Facilities to be located at several of the County landfills. It is anticipated that one (1) or more of these new Composting Facilities will become operational during the Term. Contractor's proposal included transfer and transportation costs to the following proposed County Composting Facility sites: (i) Bee Canyon Greenery located at 11002 Bee Canyon Access Road, Irvine, CA.; (ii) Capistrano Greenery located 32250 Avenida la Pata, San Juan Capistrano, CA; and (iii) Olinda Alpha Composting Facility located at 1942 N. Valencia

Avenue, Brea, CA. At such time as said facilities become operational, City may direct Contractor to deliver Food Scraps, Yard Trimmings, and/or Stable Bedding/Manure to one or more of the new County Composting Facility(ies). In such event, the transfer and transportation costs provided by Contractor shall be adjusted for the passage of time as described in Attachment J, the tip fee for the Composting Facilit(ies) selected will be compared to the tip fee at the then-current Composting or other Processing Facility for said materials and adjusted (up or down) to reflect the new tip fee, and the resulting costs will be the basis for an adjustment to rates (up or down) to account for the change in Compost Processing Facility(ies).

6.09 Designated Processing Facilities Unavailable. If any of the Processing Facilities described in Sections 6.02, 6.03, 6.04, 6.05, 6.06 and/or 6.07 become unavailable for use by the City during the Term, City may designate a new Processing Facility. The parties agree that a Processing Facility shall only be deemed to be "unavailable" if one or more of the following has occurred: (i) a Force Majeure event as described in Section 16.12 has occurred; or (ii) a Processing Facility has lost one or more permits to operate; or (iii) a Processing Facility has exhibited a pattern of violation through the receipt of repeated notices of violation from one or more regulatory agencies. Further, the parties agree that a Processing Facility shall only be deemed to be "unavailable" if the lack of availability of the Processing Facility is not due to Contractor's negligence, illegal activity, neglect or willful misconduct. At City's request, Contractor shall research and propose alternate Processing Facility(ies) for the material(s) requiring Processing, and shall submit a written analysis and recommendation to the City within five (5) working days concerning the cost for use of alternate facilities and any logistical changes that would be required to utilize

such alternate facilities. City and Contractor will discuss the advantages and disadvantages of use of the potential alternate Processing Facilities and City will designate a selected facility. The decision of the City shall be final. In the event a Processing Facility becomes unavailable due to the negligence, illegal activity, neglect or willful misconduct of Contractor, Contractor shall bear all additional costs for use of an alternate Processing Facility including increased processing costs, transportation costs, transfer costs and all other costs for as long as said alternate Processing Facility is used for Processing of materials Collected in City. In the event that a Processing Facility has become unavailable and the cause is not due to the negligence, illegal activity, neglect or willful misconduct of Contractor, the maximum rates that Contractor may charge that are set forth in Attachment D shall be adjusted (up or down) as described in Sections 5.12 and 14.09.

6.10 Contractor Request for Change of Processing Facility. In the event Contractor proposes the use of a new or different Processing Facility than those currently in use, Contractor shall provide the City with a detailed description of the proposed facility including but not limited to, the location, owner and operator, current facility users, technical capacity, processing methodology, diversion capabilities, potential advantages to the City, cost of use of the facility including impacts of transportation costs and tipping fees, and shall provide copies of all permits for the facility. In presenting the costs for use of the proposed facility, Contractor shall provide the City with both basic cost information and with proposed revisions to the maximum rates in Attachment D showing the breakdown of costs for Collection, processing, transportation and Disposal for each rate category (Residential Single Family Dwellings, Commercial (including Multi-Family) and Roll Off) incorporating use of the proposed facility, as well as the total proposed rate

change for each rate category incorporating use of the proposed facility. The City will evaluate the proposal and may, in its sole discretion, choose not to use the proposed facility if any one of the following issues is not addressed to the satisfaction of the City:

(a) Costs are not acceptable.

(b) The facility does not have all required state, federal and local permits, and land use approvals and/or the facility is not operating in compliance with all state, federal and local permits, regulations and land use approvals.

(c) Performance of the facility is not acceptable (e.g. the diversion achieved or proposed is not adequate, the quality of the materials created at the facility is substandard, etc.).

(d) The actual or proposed end use for the processed materials created by the facility is not the highest and best use as dictated by regulatory and market conditions.

(e) The City is subject to a binding agreement or other legal commitment with another entity that directs the use of a specific Processing Facility that prevents the use of the Contractor's suggested facility.

(f) Use of the proposed facility is not in the best interest(s) of the City or its ratepayers, as determined in the City's sole discretion.

The parties will meet and discuss use of the proposed facility and the Contractor will provide prompt responses to City questions, concerns and requests for any additional information. City will inform Contractor in writing of its decision concerning use of the proposed facility within sixty (60) days of receipt of all of the information requested by the City. The decision of the City shall be final.

In the event City chooses to utilize a new or different Processing Facility, Attachment D shall, for the remainder of the Term, (if desired by City) be revised to include

additional columns such that the new table shows the breakdown of costs for Collection, processing, transportation and Disposal for each category of service.

ARTICLE 7: PROCESSING AND MARKETING OF RECYCLABLE MATERIALS

7.01 Processing and Marketing Duties/Guarantee of Processing Capacity. The costs proposed by Contractor shall include the costs of furnishing of all labor, supervision, equipment, materials, supplies and all other items necessary to perform the processing and materials marketing services required in a thorough, workmanlike and efficient matter. Contractor hereby guarantees and shall provide, at a minimum, the following

annual tons of processing capacity for each of the following material streams Collected in City throughout the Term:

Material Stream	Processing Facility	Minimum Guaranteed Annual Processing Capacity for Laguna Hills
Single Stream Recyclable Materials & Single Material Recyclables	Clean MRF (in Attachment O)	7,700 tons
Co-Collected Food Scraps and Yard Trimmings	Composting Facility (in Attachment P)	6,000 tons
Food Scraps	Composting Facility (in Attachment P)	600 tons
Construction & Demolition Debris	Construction & Demolition Debris Processing Facility (in Attachment Q)	3,900 tons
Stable Bedding/Manure	Composting Facility (in Attachment BB)	900 tons

Failure of Contractor to provide the minimum annual guaranteed processing capacity described herein shall result in the assessment of the liquidated damages in Section 15.09.

7.02 Permits. Contractor shall utilize only Processing Facilities that are fully licensed and permitted under all applicable federal, state, regional and local laws, rules, and regulations. Within fifteen (15) calendar days after execution of the Agreement by both

parties, Contractor shall deliver to City a package containing copies of all of the permits for the Clean MRF, the Compost Facility, the Yard Trimmings/Wood Processing Facility, the Food Scrap Processing Facility and the Construction and Demolition Debris Processing Facility and for any other Processing Facility approved by City that Contractor will use to process materials collected within City. Contractor has submitted an original signed contract with the Stable Bedding and Manure Processing Facility (which is not owned by Contractor) evidencing the terms and conditions under which Contractor is entitled to utilize the facility for processing of City's materials and showing that the agreement includes the Processing Facility meeting all the requirements included in this Article 7. If any future change in Processing Facility(ies) results in use of a Processing Facility that is not owned by Contractor, Contractor shall provide original signed contract(s) with the Facilities as described in this Section 7.02.

7.03 Delivery of Residue to Landfill. Contractor shall deliver, or arrange to be delivered, all non-recyclable Residue from the operations at all Processing Facilities including but not limited to the Clean Materials Recovery Facility, the Compost Facility, the Stable Bedding and Manure Processing Facility, and the Construction and Demolition Debris Processing Facility to the landfill designated by City in accordance with Section 6.01.

7.04 Processing Facility Operating Requirements. Contractor shall operate all Processing Facilities it owns in compliance with all applicable federal, state, regional and local laws and regulations and shall adhere to the requirements of all permits for each facility. If Contractor is using Processing Facilities it does not own, it shall be Contractor's responsibility to investigate and determine that said facilities are operating in compliance with all applicable laws, rules, and regulations and permit requirements. If, at any time

during the Term, said facilities are not operating in compliance with all legal requirements, it shall be the duty of Contractor to immediately report the situation to the City. Upon receipt of such information, City may conduct an independent investigation of the situation, may require Contractor to utilize a different Processing Facility while City is conducting its investigation, or may take other actions City deems reasonable and necessary to protect the interest of the City, its customers, public health and safety and the environment.

7.04.1 Clean MRF. The Clean MRF described in Attachment O must include processing lines for cleanup of Single-Material Recyclables and sorting of all Recyclable Materials and must be capable of processing all the Recyclable Materials collected by Contractor in the City.

7.04.2 Compost Facility. The Compost Facility described in Attachment P, must be capable of processing all the residential and commercial Yard Trimmings Collected by Contractor in the City, all Food Scraps Collected by Contractor in the City and all co-collected Food Scraps/Yard Trimmings Collected by Contractor in the City. Said facility shall handle Food Soiled Paper, plastic bags, “biodegradable” and “compostable” bags, utensils and serving ware as described in Attachment P. The end product(s) produced at the facility must be capable of being used for agricultural and landscaping applications and shall meet all federal, state, regional and local laws and regulations for such uses. Compost produced must be certified by the U. S. Composting Council Seal of Testing Assurance Program (“STA”). Contractor shall provide City with documentation evidencing such certification annually on or before January 1 of each year beginning January 1, 2025. If the Compost Facility is owned by Contractor, Contactor shall have the

capability to provide “custom blends” of Compost to address end users’ needs for specific crop, soil and/or other parameters.

7.04.3 Construction and Demolition Debris Processing Facilities. The Construction and Demolition Debris Processing Facilities described in Attachment Q must be capable of processing all of the Construction and Demolition Debris that is collected by the Contractor in the City.

7.05 Contractor To Meet All Food Scrap, Yard Trimmings and Stable Bedding/Manure Processing Facility Specifications. Contractor shall take all actions required to ensure that the Food Scraps, Yard Trimmings and Stable Bedding/Manure Collected and delivered to the Processing Facilities provided by Contractor and approved by City, meet all specifications required by said Facility(ies) for use as feedstock material, including but not limited to, amounts of Contaminants allowed. In no event shall the Food Scraps, Yard Trimmings or Stable Bedding/Manure Collected in City be delivered to any alternate Processing Facility or any other type of facility that has not been previously approved in writing by City, nor shall any of said materials Collected in City be Disposed.

7.06 Processing Requirements. Contractor shall process all Recyclable Materials, Yard Trimmings, Food Scraps, Stable Bedding/Manure and Construction and Demolition Debris Collected in City in a manner that satisfies the Diversion requirements identified in Attachment B and in applicable regulations of CalRecycle.

7.07 No Use of Biomass, Transformation, or Dirty MRF Facilities. Contractor shall not deliver any materials Collected in City pursuant to this Agreement to a Biomass,

Transformation, or Waste to Energy facility. Contractor shall not deliver any MSW or other materials Collected pursuant to this Agreement to a Dirty MRF.

7.08 Marketing of Recovered Materials, Compost and Other Products. Contractor shall be responsible for marketing, or arranging for the marketing, of all Recovered Materials, all Compost product(s) and all other products generated or produced from the Processing Facilities utilized to process materials collected in City, including the Materials Recovery Facilities, Compost Facility, Food Scrap Processing Facilities, Stable Bedding/Manure Processing Facility(ies) and the Construction and Demolition Debris Processing Facilities.

7.09 Limits on Modes of Disposition. City may direct Contractor, at any time, to stop delivering Recovered materials for uses that do not qualify as Diversion for purposes of the Act. Contractor is prohibited from delivering any material Collected in City to a solid waste landfill for use as Alternative Daily Cover. This prohibition includes, but is not limited to, Recyclable Materials, Yard Trimmings, Food Scraps, Stable Bedding/Manure, Wood, Construction and Demolition Debris, Compost, MRF “fines”, MRF “overs” and all other products, byproducts and Residue from Processing Facilities utilized to Process materials pursuant to this Agreement.

This prohibition applies even if CalRecycle or any other agency allows such materials used as to qualify as Diversion for purposes of the Act.

No MSW of any kind may be disposed of on land at any location other than by delivery to the City-designated landfill as designated under Section 6.01. No MSW of any kind may be disposed of in water or in the atmosphere.

7.10 City Access to Processing Facilities. In addition to City's rights under other provisions of this Agreement, City and its agents shall have the right at all reasonable times to enter each of the Processing Facilities to (a) observe operations, (b) observe compliance with permit requirements, (c) observe tonnage allocation and tonnage tracking procedures, (d) observe and participate in the characterizations described in Attachment N, and (e) for any other reasonable purpose.

ARTICLE 8: EQUIPMENT, FACILITIES AND PERSONNEL

8.01 General. Contractor shall furnish all facilities, vehicles and equipment necessary to perform safely and efficiently the services required by this Agreement. Contractor shall provide Collection vehicles, Bins, Carts and other Containers and other equipment as described in Sections 8.03 and 8.04.

8.02 Facilities.

8.02.A General. Contractor shall provide all facilities required for storage, maintenance, repair and deployment of all vehicles and equipment required to perform the services required by this Agreement. Contractor shall also provide the necessary facilities and office space for personnel of Contractor providing the services required by this Agreement. The facility or facilities used by Contractor to perform the required services shall be fully permitted in compliance with all Federal, State and local laws, rules, and regulations. In the event the City receives complaints about the facilities (whether for noise, odor, litter, traffic problems or any other issue), Contractor shall promptly take action to address the issue(s) and shall resolve the problem within five (5) business days.

8.03 Vehicles.

8.03.A General. On or before July 1, 2025, Contractor shall provide Collection and auxiliary vehicles of the type, size and configuration, and in the quantities shown on Attachment F-1. All Collection vehicles used by Contractor to perform services pursuant to this Agreement shall be suitable in design and construction for arduous heavy-duty service. The vehicles to be provided shall also include (i) the five (5) Light Weight Vehicles (two-axle front loader vehicle described in Attachment F-2) to be used for

Collection of Commercial Recycling Bins; and (ii) the two (2) Zero Emission Collection Vehicles to serve both City and the neighboring City of Lake Forest as described in Attachment F-3.

All front loader, rear loader, side loader, Roll Off Box Collection vehicles and all other Collection vehicles shall be new and unused as of July 1, 2025. All front loader, rear loader, side loader and Roll Off Box collection vehicles acquired during the Term shall also be new and unused. For purposes of this section, "new" means the truck chassis, body and all other parts and components shall be new and unused. If it becomes necessary during the Term, a used Alternate Fuel vehicle may be placed into service on a temporary basis (i.e., for no more than 90 days) provided that it is safe, in good operating condition, and equivalent in design and capacity to vehicles in regular service.

8.03.A.1 Technological Equipment and Capabilities for New Vehicles

All new Collection vehicles listed in Attachments F-1 and F-2 shall be equipped with a system that provides surveillance, monitoring, auditing, recording and tracking including video and still photo equipment, GPS system, i-pads (or equivalent), bar code scanners, backup cameras, and communication devices. If the Zero Emission Vehicle described in Attachment F-3 is a Collection vehicle for MSW, Recyclable Materials, Food Scraps, Yard Trimmings, Stable Bedding/Manure, Wood or Construction and Demolition Debris, the Zero Emission Vehicle shall also be equipped with all of the technical equipment described herein.

Contractor shall utilize the Collection vehicles listed in Attachment F-1.1 for Collection operations in City and in the neighboring City of Lake Forest according to the

percentage of use in each City listed in Attachment F.1.1. Attachment X contains information on how cross-jurisdictional routing of residential, commercial and multi-family routes will be accomplished to achieve Collection efficiencies. All front loader, rear loader, and side loader Collection vehicles listed in Attachments F-1, F-2 and F-3 shall be dedicated only to use in City and in the City of Lake Forest, and shall not be used to collect any material in any other jurisdiction at any time. Roll Off Box Collection vehicles listed in Attachment F.1.1 shall be utilized in City and in the City of Lake Forest according to the percentage of each Roll Off vehicle indicated for use in each City in Attachment F-1.1.

Collection routes that operate solely within the City for Collection of MSW, Recyclable Materials, Food Scraps, Yard Trimmings, Stable Bedding/Manure, Wood and Construction and Demolition Debris, shall Collect only materials from within City such that when the Collection vehicles are weighed at the Disposal facility and/or at the Processing Facilities, and all material in each vehicle shall originate solely from City. Cross-jurisdictional Collection routes that Collect materials in both City and in the neighboring City of Lake Forest shall Collect MSW, Recyclable Materials, Food Scraps, Yard Trimmings, Stable Bedding/Manure, Wood and Construction and Demolition Debris only from City and the City of Lake Forest. For such cross-jurisdictional routes, all front-end loader Collection vehicles Collecting from Bins shall be equipped with on-board scales as described in Section 8.03.J. For all other types of Collection vehicles, and for all vehicles Collecting materials from Carts, the allocation method described in Attachment CC shall

be used to determine the allocation of tons of Collected materials from cross-jurisdictional routes, for purposes of being reported to the City and to the City of Lake Forest.

In the event that cross-jurisdictional routing is terminated at the direction of City during the Term, Contractor shall utilize the vehicles listed in Attachment F-1.3.

8.03.B. Compliance With Air Quality Requirements. All Collection vehicles described in Section 8.03.A (including all side loaders, rear loaders, front loaders, Roll Off, Bulky Item Collection vehicle(s), Bin and Cart delivery vehicles, Household Hazardous Waste Collection vehicle(s) and all other types of vehicles) shall operate in full compliance with all federal, state and local requirements for clean air vehicles including but not limited to the requirements of the California Air Resources Board and the South Coast Air Quality Management District's rules and regulations including, but not limited to, the Advanced Clean Fleet Regulation issued by the California Air Resources Board and Rule 1193 issued by the South Coast Air Quality Management District. Route supervisor's vehicles and all other ancillary vehicles that will operate on a routine basis in the City shall also be in compliance with said federal, state and local air quality regulations. Contractor shall provide City with updates on the status of Contractor's compliance with the Advanced Clean Fleet Plan in Attachment KK every five (5) years during the Term beginning on March 1, 2030.

8.03.C Provision of Two (2) Zero Emission Collection Vehicles. Contractor shall provide two (2) Zero Emission Vehicles (ZEV's) for use in both City and in the neighboring City of Lake Forest on or before July 1, 2025. The Zero Emission Vehicles shall be of the type, make, model and have the specifications and features described in

Attachment F-3. The Zero Emission Vehicles shall of a type in the Milestone Group 1, Milestone Group 2, or Milestone Group 3 of the California Air Resources Board Advanced Clean Fleets Program as shown in Attachment KK.

The City desires to have all the new Collection vehicles provided on or before July 1, 2025. Contractor shall make all reasonable, good faith business efforts to acquire and place in service the required Zero Emission Vehicles on or before July 1, 2025. However if there exist global supply chain issues that may make it impossible for Contractor to order and receive the Zero Emission Vehicles by this date, then Contractor shall have until July 1, 2026 to provide said vehicle, provided that (i) Contractor shall submit to City the vehicle orders and the manufacturer's confirmation of the orders with the promised delivery date as well as all documentation concerning permitting, interconnection and construction and testing of the charging or refueling station, or other evidence demonstrating Contractor's good faith and reasonable efforts to obtain the Zero Emission Vehicles and charging/fueling infrastructure before July 1, 2025, and (ii) a copy of the purchase orders and updates on the status of manufacture and delivery of the Zero Emission Vehicles shall be provided to City on a quarterly basis during calendar year 2025 and monthly thereafter. Until the Zero Emission Vehicles are provided and in service in City, Contractor shall provide and utilize Clean Air Vehicles until the vehicles are replaced by the Zero Emission Vehicles. Such Clean Air Vehicles may be up to five (5) years old as of July 1, 2025. Once the Zero Emission Vehicles are in service in City, the Clean Air vehicle may be used by Contractor as "spares" or backup vehicle(s) for the Zero Emission Vehicles. The Zero Emission Vehicles shall be capable of being charged or fueled at a charging or fueling facility at Contractor's yard, driven to the City of Laguna

Hills, operate Collection route(s), deliver Collected materials to the appropriate Processing Facility(ies) and/or the Disposal Site, and return to the Contractor's yard, all on one charge or fueling. (In the event Contractor has proposed an alternative charging station or fueling location, the location described in Attachment F-3 shall be used.)

The Zero Emission Vehicles shall have a truck wrap or other City-approved signage that, in addition to the wording required by Section 8.03D, shall state and/or otherwise indicate (i) that the vehicles are 100% powered by the type of zero emission fuel (electricity, hydrogen, etc.); and (ii) that the vehicle reduces the amount of air pollution, and noise generated in the City for Collection operations. Contractor may utilize graphics and other methods on the truck to indicate and communicate these concepts to the public. Contractor shall submit drawings of the design, colors and text of the truck wrap or other signage to City, for City approval, a minimum of ninety (90) days prior to taking delivery of the Zero Emission Vehicles.

The parties acknowledge that components for manufacturing of the Zero Emission Vehicles may be unavailable and/or that other supply chain disruptions may result in lack of timely availability of the Zero Emission Vehicles; and/or Contractor's charging or refueling station for the Zero Emission Vehicles may not be completed by July 1, 2026. In such event, Contractor shall immediately notify City in writing of the specific issue or issues it has encountered and the estimated date that the manufacturer has committed to for delivery of the Zero Emission Vehicles and the dates the utility and/or fuel tank suppliers, outside service providers and equipment and other suppliers have committed to for completion of the charging station. City shall review the submitted information and may request additional information from Contractor which shall be promptly provided.

Upon verification of the issue(s) being encountered City may, in the City's sole discretion, grant up to an eighteen (18) month extension of the due date for the Zero Emission Vehicles to be in service in City (up to December 31, 2027). The City's determination shall be final.

Until the Zero Emission Vehicles are provided and in service in City, Contractor shall provide and utilize Clean Air Vehicles until such vehicles are replaced by the Zero Emission Vehicles. The Clean Air Vehicles may be up to five (5) years old as of July 1, 2025. Once the Zero Emission Vehicles are in service in City, the Clean Air vehicles may be used by Contractor as the "spares" or backup vehicle(s) for the Zero Emission Vehicles.

8.03.C.1 Charging/Fueling Station For Zero Emission Vehicles. Contractor shall be solely responsible for providing a charging or fueling station for the Zero Emission Vehicles on Contractor's property at Contractor's yard or at an alternate location. City shall not provide any charging or fueling station or any type of charging or fueling facility for the Zero Emission Vehicles during the Term. Attachment F-3 contains a description of the charging/fueling station manufacturer, installer, cost, timeline for obtaining required permits, construction of the facility, interconnection to the appropriate utility company (if applicable), and grant funding for the Zero Emission Vehicles and/or the charging/fueling station. Contractor shall submit to City copies of all permit applications, design drawings for the charging/fueling station, and charging station interconnect plans (if applicable) to the appropriate utility company on or before October 1, 2024. Contractor has included key milestones regarding permitting, construction of the charging/fueling station and interconnection to the utility company (if applicable) in the Implementation Plan in

Attachment C. Contractor shall diligently pursue the construction, permitting and interconnection of the charging/fueling station. Contractor shall review the progress of installing and connecting the charging/fueling station with City at the monthly progress meetings described in Article 5.13. Contractor acknowledges and agrees that the provision of the Zero Emission Vehicles is of great importance to the City and that completion and operation of the charging/fueling station is required for the Zero Emission Vehicles to provide Collection service within City. Therefore, Contractor agrees to make all reasonable, good faith business efforts to have the charging/fueling station operational on or before July 1, 2025, such that the Zero Emission Vehicles can begin Collection operations as of that date.

8.03.D Vehicle Identification. The name of Contractor, Contractor's local telephone number, and a unique vehicle identification number for each vehicle shall be prominently displayed on all Collection vehicles. Clean Air Vehicles shall display a statement as to the type of Clean Air Vehicle fuel being used. City shall approve all details, including size, color and location of text, identification numbers and logo.

8.03.E Cleaning and Maintenance.

8.03.E.1 General. Contractor shall maintain all of its equipment used in providing service under this Agreement in a safe, neat, clean and operable condition at all times.

8.03.E.2 Cleaning. The exterior and interior of vehicles used in the Collection of MSW, Recyclable Materials, Food Scraps, Yard Trimmings, and Construction and Demolition Debris shall be thoroughly washed by Contractor at least once a week or more often as needed to maintain a clean appearance and thoroughly steam cleaned at least

once a month or more often as needed to maintain a clean appearance. In addition, the interior collection compartment of vehicles used for the collection of Food Scraps shall be thoroughly washed on a daily basis. City may inspect vehicles at any time to determine compliance with sanitation requirements and aesthetic conditions. Contractor shall make vehicles available to the Orange County Department of Environmental Management and the City for inspection, at any frequency it requests.

8.03.E.3 Painting. All vehicles used in Collection of MSW, Yard Trimmings, Wood, Recyclable Materials, Food Scraps, and Construction and Demolition Debris shall be repainted by Contractor at least once every five (5) years, unless the City determines that repainting specific vehicles at that frequency is not necessary because the vehicle's appearance is satisfactory or unless the City determines that repainting a specific vehicle earlier (due to graffiti, wind damage, etc.) is necessary to ensure that the vehicle gives the appearance of having been repainted within the preceding sixty (60) months. All graffiti shall be removed or painted over within forty-eight (48) hours of discovery.

8.03.E.4 Maintenance. Contractor shall inspect each vehicle daily to ensure that the vehicle and all equipment is operating properly and in compliance with this Agreement. Vehicles which are not operating properly shall be taken out of service until they are repaired and do operate properly. Contractor shall perform or cause to be performed all scheduled maintenance functions in accordance with the manufacturer's specifications and schedule. Contractor shall keep accurate records of all vehicle

maintenance, recorded according to part or vehicle identification, date, and mileage, and shall make such records available to the City upon request.

8.03.E.5 Repairs. Contractor shall repair, or arrange for the repair of, all vehicles and equipment for which repairs are needed because of accident, breakdown or any other cause so as to maintain all vehicles and equipment in a safe and operable condition. Contractor shall maintain accurate records of repair, which shall include the part or vehicle identification, date/mileage, nature of repair and the signature of a maintenance supervisor that the repair has been properly performed.

8.03.E6 Storage. Contractor shall arrange to store all vehicles and other equipment in safe and secure location(s) owned by Contractor or licensed by Contractor for Contractor's use. Facilities used for storage shall comply with all zoning and land use requirements applicable to the facility. Contractor shall not store vehicles or equipment (including Bins, Carts, and Roll Off Boxes) in publicly accessible parking lots, vacant lots or any other similar areas. City shall have access to Contractor's regular vehicle and equipment storage facilities at all times.

8.03.F Leaking Vehicles. In the event that City or Contractor receives a report of a leaking vehicle, Contractor shall, upon notification by City, Customer or other Person, immediately take the vehicle out of service and repair the leak. Contractor shall be responsible for immediate cleanup of any leaked or spilled fluids whether on public streets, private streets, public property or private property, to be completed not later than one hour of notification or Contractor's own detection, unless such leaks or spills are of such magnitude that such work cannot be completed within one hour. Contractor shall

also immediately notify City and all applicable regulatory agencies (as listed in Section 5.09.C of this Agreement) of any leaked liquid or spill that is near or that reaches, or that City or Contractor reasonably believes could reach, a storm drain, waterway, the bay or ocean, stream, wetland, or any other body of water. Vehicles collecting Food Scraps/Yard Trimmings shall be specially designed and manufactured to contain liquid and to prevent leaking.

8.03.G DMV Registration/BIT Inspections/Brake Inspections. All vehicles utilized by Contractor in the performance of this Agreement shall be registered with the California Department of Motor Vehicles. All vehicles shall pass the required California Highway Patrol biennial inspection of the terminals ("BIT"). Within fifteen (15) calendar days after each BIT inspection, Contractor shall submit records to City from all of the terminal(s) responsible for the maintenance and repair of equipment used in City, showing the results of the inspection(s).

The brake system of each Collection vehicle used in performance of this Agreement (including all rear loaders, side loaders, single-pass vehicles, and the Household Hazardous Waste and Bulky Item Collection vehicles) shall be inspected and certified annually. Notice of certification for each vehicle shall be filed with the City within thirty (30) calendar days after each certification, but in no event later than May 1 of each year of the Term beginning May 1, 2026. Failure to submit the required certification shall be grounds for termination of this Agreement.

8.03.H Vehicle Mirrors. All vehicles used by Contractor for providing services pursuant to this Agreement with a gross vehicle weight rating of twenty-six thousand (26,000) pounds or more shall be equipped with a convex mirror on the front of each

vehicle, adjusted so as to enable the operator to see all points on an imaginary horizontal line which:

(a) Is three feet (3') above the road;

(b) Is one foot (1') directly forward from the midpoint of the front of the vehicles; and

(c) Extends the full width of the front of the vehicle.

All Light Weight Vehicles in service in City shall also comply with this requirement even if the gross vehicle weight rating is less than twenty-six thousand pounds (26,000 pounds).

8.03.I Collision Avoidance System. All vehicles operated by Contractor in the City to Collect MSW, Recyclable Materials, Food Scraps/Yard Trimmings, Construction and Demolition Debris, Bulky Items, and Household Hazardous Waste shall include the best available industry standard collision avoidance system that is capable of detecting adjacent pedestrians, bicyclists, scooters, motorcycles and vehicles. City reserves the right to inspect Contractor's vehicles, at any time, to confirm that the installation and capability of Contractor's collision avoidance system is consistent with the requirements herein. The manufacturer, model, type and capabilities of the collision avoidance system shall be as described in Attachment F-4.

On or before July 1, 2025 and on or before July 1 of each year of the Term thereafter, Contractor shall submit to City a certification signed and dated by an authorized corporate officer under penalty of perjury, containing the following and stating that the information provided is true and correct and contains no false or misleading statements or information as of the date on the certification:

i. List of all Collection vehicles (including front loader, rear loader, side loader, single pass and roll off vehicles and all "spares" plus all Collection vehicles for Bulky Items and Household Hazardous Waste) that Contractor uses in the City.

ii. Collision Avoidance System installed on each vehicle including name of system, manufacturer, date installed, name of Person who installed the system, name of Person(s) who tested the system to ensure proper installation and operation of system.

iii. Capabilities of the installed Collision Avoidance System for each vehicle.

iv. Changes or upgrades to the installed Collision Avoidance System and/or any partial or complete replacement of the installed Collision Avoidance System for each vehicle since the last certification was submitted.

8.03.J On-Board Scales and Cart Grippers. All front-end loader and rear loader Commercial Collection vehicles operated by Contractor in the City to Collect MSW, Recyclable Materials and Food Scraps/Yard Trimmings from Bins at Commercial and Multi-Family Customers shall be equipped with on-board scales capable of weighing each individual Bin that is emptied into the vehicle. Weights of each Bin lift shall be recorded electronically and said record shall include the date, Customer, location, Bin number and weight. The requirement for on-board scales includes any front end loader Zero Emission

Collection Vehicles (if any) and the Light Weight vehicles. This data shall be used by Contractor to report to City the number of Tons of each material type (MSW, Recyclable Materials, Food Scraps/Yard Trimmings (and where applicable, Stable Bedding and Manure)) Collected in City and in the neighboring City of Lake Forest, and the total weight of the Collected material in the vehicle originating in each City, such that said weights can be reported at the scales of the City-designated Disposal Site and/or Processing Facility where the vehicle is emptied.

All Collection vehicles servicing Carts at Commercial and Multi-family Premises shall be equipped with Cart "grippers" that grip the Cart so the Cart can be lifted and emptied into the hopper of the Collection vehicle. For all cross-jurisdictional Collection routes where Carts are Collected, the allocation method in Attachment CC shall be used to determine the Tons of each material type Collected in each City and also the Tons of each material type Collected at Multi-family dwellings and from Commercial Premises in each City. As described in Article 11, Tons Collected from Multi-family dwellings and Commercial Premises must be tracked and recorded separately by Contractor.

8.03.K Other Required Vehicle Technological Capabilities. All vehicles operated by Contractor in the City to Collect MSW, Recyclable Materials and Food Scraps/Yard Trimmings shall be equipped with a system that provides surveillance, monitoring, auditing, recording and tracking including video and still photo equipment; GPS system; i-pads (or tablet equivalent); ability to track serial numbers using bar code scanners, QR codes or similar technology; backup cameras; and communication devices. Collection vehicles in service in the City shall be equipped with 1) on-board modules for

operational Customer relationship management ("CRM") functionality; 2) truck telematics systems that provide real-time truck data, location, video and monitoring; and 3) communications systems for contact with dispatch, the Route Supervisor, and other Persons as needed.

The on-board operational CRM module shall be available to the driver via in-cab functionality. The operational CRM system shall capture driver, route and service confirmation in real-time, which can be accessed remotely by customer service and dispatch groups. The on-board operation CRM system shall allow drivers to view and scroll through route listings, confirm service completions, note service exceptions (i.e. Contamination, non-containerization, blocked Cart access, non-set out, etc.), and receive additional dispatched work in real-time. The on-board operational CRM system shall be accessible to the driver via electronic communication that can be instantly transmitted to customer service and/or dispatch, who also use the operational CRM platform. The operational CRM system shall also be able to compute route statistics in real time, such as route productivity, work orders, billing, and follow-up. The tablets hosting the on-board operational CRM system shall also be dismountable by the driver for mobility purposes which will allow the driver to use the tablet as a digital camera to photo-document service exceptions, link the exception to the Customer's account, and report serious operational issues to the City in real-time. The operational CRM system shall allow the Contractor to note overloaded Carts, blocked access, non-containerization, and contamination events and document them on the Customer's account. The operational CRM system shall also generate template notification alerts regarding service exceptions to the Customer, the

City, the Route Supervisor, and Recycling Coordinator (when applicable). These template notifications shall be emailed directly to the Customer.

The on-board vehicle telemetric system shall be connected to a network using wireless data and shall also be connected to each collection vehicle's on-board computer. The on-board vehicle telemetric system shall include the GPS, video surveillance, driver behavior, hours of service, and maintenance integration described herein, to provide increased safety, service, and efficiency to vehicle operations. The on-board vehicle telemetric system shall also allow the Contractor to monitor driver behavior, such as speeding, hard braking, hard acceleration, and area violations. The Route Supervisor and other responsible parties shall receive notifications when such events occur so they may be addressed with the driver. The video capture component of the on-board DVIR system shall be able to be viewed in real-time or stored as a means to review past safety or service events. The City shall have read-only access to this footage upon request. Video capture shall include in-cab, front, rear and side-views. Contractor shall provide said video footage to City within five (5) business days of request; except in the event of a crash, injury, fatality or other incident, Contractor shall provide said video footage immediately to the City and to law enforcement in the timeframe requested by law enforcement representatives and/or agencies. Contractor's failure to provide video footage within the required timeframes will result in the assessment of liquidated damages described in Section 15.09. Contractor's failure to provide proof of vehicles with the above-described technological capabilities will result in the assessment of the liquidated damages described in Section 15.09.

8.03.L Vehicle Fire Suppression System. Contractor shall install a vehicle fire suppression system on all new Collection Vehicles that have enclosed bodies (including but not limited to vehicles collecting MSW, Food Scraps/Yard Trimmings, Stable Bedding/Manure and Recyclable Materials) on or before July 1,2025**.** The fire suppression system includes a five hundred (500) gallon tank of water on the truck which can be sprayed into the load to extinguish a fire inside the body of the vehicle. This allows the driver to begin to extinguish the fire, call the Fire Department and proceed to a fire hydrant location without opening the body of the vehicle. If more water is required to extinguish the fire, the Fire Department crews can connect the fire hydrant to the body of the truck using a built-in connection on the body of the truck. More water can then extinguish the fire without opening the body of the truck.

8.03.M Hydraulic Low Oil Level Warning Monitoring System. Contractor shall install the Amrep OEM Hydraulic Low Oil Warning System (or equivalent) on all new vehicles provided for this Agreement on or before July 1, 2025. The system shall be configured to send both low audible alarms and visual lights to the driver. A warning message will also appear on the existing display on all vehicles. The system will monitor (a) hydraulic oil level below the full point; (b) oil level during arm and packer cycle operation; and (c) oil level during packer and dump blade operations. The monitoring system will provide advance notice of any potential leak.

8.03.N Operation. Vehicles shall be operated in compliance with the California Vehicle Code and all applicable safety regulations and local ordinances. Vehicles shall be operated only by employees of Contractor who are appropriately licensed by the

California Department of Motor Vehicles for the class of vehicle they drive. All drivers employed by Contractor and operating vehicles in the City shall be enrolled in the Department of Motor Vehicles Employee Pull Notice ("EPN") program and shall abide by all State and federal regulations for driver hours and alcohol and controlled substance testing. Contractor shall not load vehicles in excess of the manufacturer's recommendations or limitations imposed by state or local weight restrictions on vehicles including, but not limited to, legal axle load weight limits. Contractor is solely responsible for paying any fines imposed by the California Highway Patrol, or other regulatory agencies, for violation of these or any other requirements.

8.04 MSW, Recyclable Materials, Food Scrap/Yard Trimmings and Stable Bedding/Manure Containers.

8.04.A General. Contractor shall furnish (and deliver to Customers) all Containers for storage of (i) MSW, (ii) Recyclable Materials, (iii) Yard Trimmings, (iv) Wood, (v) Food Scraps, (vi) Co-Collected Food Scraps and Yard Trimmings, (vii) Construction and Demolition Debris; and (viii) Stable Bedding/Manure of the types, colors and sizes described in Attachment B that conform to the specifications in Attachment B and Attachment E-1. Contractor shall purchase and provide all Containers listed in Attachment E-2.

All such containers shall be new and unused as of the commencement of Collection under this Agreement. The type, size and number of containers shall be sufficient to contain, with the lid closed, all MSW, Recyclable Materials, Yard Trimmings, Wood, Food Scraps and Stable Bedding/Manure generated between collections. Roll Off Boxes need not have lids but shall not be filled above the top of the container. Contractor

shall tarp all Roll Off Boxes prior to transporting them, if said Boxes contain any material(s) that may blow out of the Box or if required by the Disposal or Processing Facility where the Box will be unloaded.

8.04.B Cart Ownership. Contractor shall own all of the Carts provided to Customers. If requested by City at the end of the Term, Contractor shall remove all Carts from the City at a timing mutually agreed upon with City.

8.04.C Cart Distribution. Contractor shall distribute new Containers to all Customers for MSW, Recyclable Materials, Food Scraps, Yard Trimmings, Co-Collected Food Scraps/Yard Trimmings, Wood, and Construction and Demolition Debris, and Stable Bedding/Manure on or before the dates required in Attachments B and C. In the event Contractor fails to distribute the Carts to Customers according to the required schedule, the liquidated damages in Section 15.09 shall apply.

8.04.D Repair, Replacement, and Exchange. Contractor shall repair or replace any Container that is damaged, broken, lost or stolen. Contractor shall also repair or replace all Containers that do not meet the City-required specifications set forth in Attachment B and Attachment E.

Upon request from a Customer, Contractor shall exchange a Container that is in Customer's possession and not damaged, broken, lost or stolen for a new Container within fourteen (14) calendar days of request.

Contractor shall not be required to replace a non-repairable Compactor not owned or leased by it to a Customer.

Upon request from a Residential Customer with Individual Cart Service, Contractor shall clean the Cart (or provide a clean Cart of the same size and color) for the rate in Attachment D.

8.04.E Cleaning, Painting and Maintenance of Contractor-Furnished Containers. Contractor shall maintain all Contractor-furnished Containers in a functional condition and so as to present an attractive appearance. All Contractor-furnished Bins shall be permanently labeled on the front (in a contrasting color so as to present an attractive appearance) with the size of the Bin (e.g. “3 Yard”). Such Containers shall be painted and repainted as requested by City, or Contractor shall replace any Container with a new or re-conditioned Container, of like-size, as directed by City. Contractor-furnished Containers that have been painted or marked with graffiti shall be repainted or removed from the Premises by Contractor within forty-eight (48) hours of notification by the Customer or City. At the same time as such Containers are removed, they shall be replaced by like-sized Containers furnished by Contractor without evidence of graffiti. (Merely painting over graffiti is not acceptable; any Container marked with graffiti shall be repainted by Contractor prior to being re-delivered for use in City.) Contractor shall clean and maintain all Contractor-furnished Containers in a safe and sanitary condition and

whenever the City, or another agency with jurisdiction, determines that cleaning is required to abate a health concern or nuisance condition.

8.04.F Periodic Container Audit. Contractor shall conduct an audit of all Bins, Carts, and Roll Off Boxes at all Commercial and Business Establishments and at all Multi-Family complexes with centralized Bin or Bin/Cart Collection service, to assess their physical appearance, need for maintenance and repair, and overall functionality every three years during the Term. The first audit shall be conducted in April 2028. Contractor shall perform any of the following as needed to ensure all Containers meet the requirements of Sections 8.04.D and 8.04.E: wash, steam clean, paint and/or repair the Container. Contractor shall provide a report to City on or before July 15 of each year the audit is performed, beginning July 15, 2028, listing the type, size and location of each Container that was washed, steam cleaned, painted, repaired and/or replaced. At all times during the Term, Contractor shall comply with the requirements in Sections 8.04.D and 8.04.E.

8.04.G Bin Sensor Pilot Program. Contractor shall maintain an inventory of a minimum of twenty-five (25) Bin Sensors as described in Attachment V, for Commercial and Business Establishment Customers requesting the use of Bin Sensors. The minimum inventory that shall be maintained for the pilot program includes Bin Sensors that are both installed on Customers' Bins and Bin Sensors that are not yet installed on Bins. Contractor shall own, or lease, the Bin Sensors purchased for use in City and shall obtain and own or lease the license and software required for use of Bin Sensors by Customers. The Bin Sensors shall allow Customers and Authorized Customer Account Representatives to remotely monitor bin fullness levels, receive service confirmation

notifications, receive notification of overflow events, receive notification of contamination events, and to provide summaries of fullness levels at time of service over time to allow the manager to 'right-size' containers that are being overserviced or to adjust service days to match bin fullness and material generation trends. The City shall have access to the information from the Bin Sensors for all accounts. Customers shall have individual access to sensor data from Bins associated with their account.

Contractor shall produce and distribute a brochure explaining the purpose, operation, benefits, availability and costs of Bin Sensors for the pilot program to Commercial and Business Establishments as described in Section 5 of Attachment B. The brochure shall offer complimentary setup, installation and training on the use of Bin Sensors by Contractor for the pilot program. Contractor shall also produce training materials on the use of Bin Sensors as described in Section 5 of Attachment B. In the commercial training film included in Section 5 of Attachment B, Contractor shall feature the Bin Sensors.

Contractor shall promptly respond to all Customer inquiries and questions about Bin Sensors and the pilot program. Contractor's Recycling Coordinator and/or other personnel trained and experienced in operation and installation of Bin Sensors shall provide complimentary setup, installation and training to all Customers requesting Bin Sensors. Contractor may charge Customers requesting Bin Sensors pursuant to the maximum rates listed in Attachment D. Six months after Bin Sensor(s) is installed, and every 12 months thereafter, the Contractor's Recycling Coordinator shall contact the Customer that installed the Bin Sensor(s) on its Bin(s) to provide insights into Bin fullness levels and provide written recommendations regarding potential service adjustments to adjust MSW, Recyclable Materials, and/or Food Scrap Collection service in order to achieve the most cost-effective combination of Containers and frequency of service for

the Customer. The written recommendations shall include potential cost-savings associated with the recommended service adjustments.

Customers shall be allowed to discontinue the use of Bin Sensors at any time with (7) seven calendar days' notice to Contractor. Billing of the Customer for use of Bin Sensor(s) shall be pro-rated to reflect the date of termination of the service. Contractor shall promptly remove all Bin Sensors from the Customer's Bins within the seven (7) calendar day timeframe.

Contractor shall maintain Customer privacy for all data, video, photographs and all other information generated by Bin Sensors and received by Contractor and shall not share, sell or otherwise disclose such information to any Person besides the Customer and City. Contractor shall provide Bin Sensor information to City upon request.

Contractor shall replace broken or malfunctioning Bin sensors at no additional charge to the Customer during the Term of the Agreement. At the direction of City, Contractor shall provide additional models and types of Bin Sensors during the Term as the technology develops and improves. The costs for such additional Bin Sensors shall be determined as described in Section 5.12 and Section 14.09 of the Agreement.

8.04.G.1 City-Wide Use of Bin Sensors – Optional City-Directed Program. If City decides to implement the Optional City-Directed Program for use of Bin Sensors City-Wide at any time during the Term, City shall provide written notice to Contractor six months in advance of the planned program start date. Contractor shall obtain and provide Bin Sensors to all Commercial and Business Establishments in City that have Bin service. Contractor shall prepare and distribute a brochure announcing the City-wide program to all Commercial and Business Establishments in City that do not already utilize Bin Sensors. Contractor shall utilize the training materials developed in Section 8.04.G to work with each Customer to install, set up and train the Customer in use of the Bin Sensor(s) as described in Section 8.04.G. Contractor may charge

Customers according to the rates listed in Attachment D for this Optional City-Directed service. Said rates shall be adjusted for the passage of time since July 1, 2025 (the date of the start of operations under this Agreement) according to the procedures in Attachment J. Contractor shall install, train Customers and activate all Bin Sensors within six (6) months of City-direction to commence the City-Wide Bin Sensor Program. Contractor shall provide service adjustment recommendations every 12 months for all Customers in order to adjust Container sizes and frequencies of Collection to optimize the cost-effectiveness of the services for each Customer.

Upon termination of the Agreement with City, Contractor shall provide City with a list of all Customers currently using Bin Sensors (including name, address, account number, number of Bin Sensors utilized and date(s) of last installation or replacement of Bin Sensor(s)). Contractor shall transfer ownership of all Bin Sensors that are in use at Customer Premises in City to the City at no cost to City or Customers. If allowed by the software agreement(s) for the Bin Sensor(s), Contractor shall transfer or assign ownership to City at no cost to City or Customers.

8.05 Personnel.

8.05.A General. Contractor shall furnish such competent and qualified drivers, laborers, mechanical, supervisory, clerical, managerial, customer service and other personnel as may be necessary to provide the services required by this Agreement in a safe, efficient, reliable and courteous manner. The minimum complement of employees which Contractor shall provide for the scope of work described in this Agreement shall be as set forth in Attachment G. Contractor shall provide fully qualified and experienced

management personnel as named in Attachment G and shall not substitute those indicated by a star (*) on Attachment G without the prior written consent of City.

8.05.B Driver Qualifications. All drivers shall be trained and qualified in the operation of MSW, Recyclable Materials, Food Scrap/Yard Trimmings and Roll Off Box Collection vehicles, including front loader, rear loader, side loader, and single-pass vehicles and must have in effect a valid license, of the appropriate class, issued by the California Department of Motor Vehicles. Each driver shall carry his/her license during work hours.

8.05.C Uniforms. Contractor shall require its drivers, and all other employees who come into contact with the public in the City during working hours, to wear standardized uniforms bearing the Contractor's name, and to carry an identification badge or other means of identifying the employee. Such uniforms shall present a freshly cleaned appearance. Employees shall be instructed to present employment identification cards to City staff, customers, security guards and law enforcement officers upon request, during work hours.

8.05.D Written Operating Procedures. Contractor shall establish, implement and maintain written operating procedures designed to ensure Contractor's utilization of techniques generally accepted in the solid waste and recycling industry including but not limited to, procedures for handling and disposal of Hazardous Waste and hazardous substances and procedures for Contractor's compliance with all the provisions of this Article 8.

8.05.E Safety Training. Contractor shall provide suitable operational and safety training for all of its employees who utilize or operate vehicles or equipment for Collection or processing of MSW, Recyclable Materials, Food Scraps/Yard Trimmings, Construction and Demolition Debris, and/or who are otherwise directly involved in such Collection or processing. Such training shall include, but not be limited to, the following: (i) safety training for drivers regarding pedestrian safety and driving where other vehicles are present; (ii) special safety protocols to be implemented when driving past or near any school and in any area where children may be present on their way to or from any school; (iii) step-by-step handling of Hazardous Waste found in or on trucks, Containers, streets, alleys or any other location including training on specific contact names and direct dial telephone numbers to contact immediately in the event of a Hazardous Waste incident or spill including but not limited to the City Public Works Department, City Fire Department and the County of Orange; (iv) handling of on-board fires in vehicles and fires in all types of Containers; (v) proper protocols for handling leaks or spills of any fluid or liquid, any MSW, Food Scraps/Yard Trimmings and/or Recyclable Materials on or leading to any street, alley or parking lot and into any area where there is a likelihood of the spill entering any waterway or pipe, channel or drain that leads to any waterway including storm drains, sewers, the bay, the ocean, creeks, tidal estuaries, wetlands, channels, or any other waterway or water source including names and direct dial telephone numbers to be immediately contacted at the City Public Works Department, City Fire Department, County of Orange, and other responsible agencies in the event of such a spill; (vi) training on the dangers of impaired driving due to alcohol, drugs, lack of sleep, fatigue and/or other factors; (vii) training on the dangers of distracted driving and protocols prohibiting

the use of texting, telephone and other on-board electronic devices while the vehicle is in motion.

8.05.F No Gratuities. Contractor shall not permit any officer, agent or employee to demand or solicit, directly or indirectly, or to accept, either directly or indirectly, any additional compensation or gratuity from members of the public, any City representative or employee, or any other Person or entity for the Collection of MSW, Recyclable Materials, Yard Trimmings, Wood, Food Scraps, Construction and Demolition Debris or any other material under this Agreement.

8.05.G. Employee Conduct and Courtesy. Contractor shall use its best efforts to ensure that all employees present a neat appearance and conduct themselves in a courteous manner. Contractor shall regularly train its employees in Customer courtesy shall prohibit the use of loud or profane language and shall instruct Collection crews to perform the work as quietly as possible. If any employee is found not to be courteous or not to be performing services in the manner required by this Agreement, Contractor shall take all necessary corrective measures, including, but not limited to, assigning a different employee to perform the work in the City.

8.05.H. Provision of Recycling Coordinators. Contractor shall provide one (1) full time Recycling Coordinator ("Coordinator") dedicated solely to the City of Laguna Hills to implement Diversion programs and to carry out related duties in the City. The minimum duties, work tasks, and requirements for the Recycling Coordinator shall be as described in Attachment AA. The Coordinator shall work full time (1.0 FTE) on said activities exclusively for the City. Contractor shall also provide one (1) additional full-time Recycling

Coordinator during the period April 1, 2025 through June 30, 2027 to serve both the City of Laguna Hills and the City of Lake Forest. The additional Recycling Coordinator shall work as a "utility infielder" in both Cities to provide additional support during start-up of the new Agreement; during the time new Containers are being distributed and old Containers are removed; as well as to provide on-going support to complete all the tasks listed in Attachment AA

8.05.H.1 Recycling Coordinator Experience, Background and Training. The Coordinators shall have a bachelor's degree in a relevant field such as environmental studies, environmental sciences, ecology, systems ecology or a similar field and shall have a minimum of two (2) years of experience in the design, implementation and operation of Recycling, Composting and Diversion Programs, interaction with the public, and detailed knowledge of the requirements of the Act. The Coordinators shall have special expertise in SB 1383 requirements including, but not limited to, the required Diversion programs, Contamination minimization, CalRecycle reporting requirements and public outreach and communication. This shall not be an entry-level position.

In order to ensure the Coordinators have the requisite expertise, Contractor shall provide one of the following training options for the Recycling Coordinators: (i) Completion of a training program provided by a third party including, but not limited to, the California Resource Recovery Association or the Solid Waste Association of North America; or (ii) Contractor's in-house training.

If Contractor elects to utilize a third-party training program, Contractor shall submit the information on the organization and the program in advance to the City for approval. If Contractor elects in-house training, the training shall include training modules in the

following: the Act, SB 1383 and AB 341; logistics and operation of Diversion programs for Recyclable Materials, Food Scraps/Yard Trimmings/Stable Bedding and Manure, Construction and Demolition materials, Household Hazardous Waste, and other types of materials; explanation of types of Processing Facilities and processing methods for Recyclable Materials, Food Scraps, Yard Trimmings, Stable Bedding and Manure, Construction and Demolition materials and other types of materials; markets and end uses for Diverted materials; training in SB 1383 characterizations of each type of material Collected in City and required on-site field Cart and Bin Contamination audits; training on how to conduct the on-site field Cart and Bin Contamination audits and record and report results including understanding of what materials are allowed in each Cart/Bin and what materials constitute Contamination; specific training in reducing Contamination in Carts/Bins by interacting with Residents, Commercial businesses, Multi-Family property managers and owners, and community groups and associations, as well as using all public outreach tools and methods required by this Agreement. Such training shall also include "shadowing" one or more existing Recycling Coordinator(s) in the City, in the City of Lake Forest, and/or other city(ies) as they perform all the tasks required and described in Attachment AA. If Contractor selects the in-house training option, the in-house training of each Coordinator shall be a minimum of two (2) months in length.

Contractor shall provide one (1) Recycling Coordinator that is fully trained and experienced as described herein on or before May 15, 2025. Contractor shall also provide the additional "utility infielder" full-time Recycling Coordinator described herein on or before April 1. 2025. At City request, Contractor shall designate a different Coordinator if

a Coordinator does not meet the requirements enumerated herein or does not perform all the duties listed in Attachment AA in the manner described therein. City reserves the right to prioritize the tasks to be completed as needed throughout the Term of this Agreement and Contractor shall re-direct the work efforts of the Coordinators accordingly.

8.05.H.2 Documentation of Recycling Coordinator Training. Contractor shall submit to City written documentation including a curriculum vitae or resume containing the name, education, background, and experience of the Recycling Coordinators on or before March 1, 2025**.** Contractor shall also submit either (i) documentation of the Coordinators' completion of a training program provided by a third party; or (ii) documentation as described herein of completion of Contractor's in-house training program.

If Contractor elects to utilize an in-house training program, Contractor shall document the in-house training of the Recycling Coordinators including records of descriptions of each type of training provided for the Recycling Coordinators, as well as the dates, times, locations and names of trainers providing the training, for each training module/topic required herein. Contractor shall submit the training documentation to City at the end of the minimum two (2) month training period.

If Contractor elects to utilize a third-party training program, Contractor shall submit documentation of the Coordinators' completion of the training as soon as it is completed, but in no event later than May 15, 2025 for the full-time Coordinator assigned to City and

on or before March 15, 2025 for the “utility infielder” Recycling Coordinator that will work in both the City of Lake Forest and the City of Laguna Hills.

If Contractor elects to utilize an in-house training program, Contractor shall submit documentation of the Coordinators’ completion of the training as soon as it is completed, but in no event later than May 15, 2025 for the full-time Coordinator assigned to City and on or before March 15, 2025 for the “utility infielder” Recycling Coordinator that will work in both the City of Lake Forest and the City of Laguna Hills..

Similar documentation shall be submitted to City whenever there is a change in the staffing of the position and such documentation shall be submitted prior to the new Coordinator commencing work.

8.05.H.3 Deadline for Providing One (1) Fully Trained Recycling Coordinator. If Contractor fails to provide the full-time Recycling Coordinator on or before July 1, 2025, the liquidated damages in Section 15.09 shall apply. Liquidated damages shall not apply regarding the “utility infielder” Coordinator.

8.05.I Provision of City’s Day-to-Day City Contact Person. In addition to (i) the Recycling Coordinators**;** (ii) Contractor’s representative designated pursuant to Section 16.07 B; and (iii) the customer service representatives of Contractor, Contractor shall also designate a person to be the City’s day-to-day contact to resolve difficult and/or chronic Customer complaints, persistent, repeated and/or complex Customer billing and payment issues, and other Customer service or City issues that are not being resolved by Contractor’s customer service representatives or the Recycling Coordinator in a timely

manner. The day-to-day contact person shall work and communicate directly with the City's designated staff person(s) to resolve issues as needed by the City. The day-to-day contact person shall support and assist Contractor's Recycling Coordinators in the performance of their duties; personally make site visits and/or telephone calls to Residents of Single Family Dwellings, and to managers, owners and Authorized Customer Representatives of Commercial and Business Establishments, including Multi-Family complexes and dwelling units that have recurring Contamination in any streams (MSW, Recyclable Materials and/or Food Scraps/Yard Trimmings) and/or Overfull Containers or Uncontainerized MSW or Divertible Materials; educate Residents and businesses about City ordinance requirements and options for source reduction, additional Carts, additional Bins, Split Bins, locking bins and other service options; personally conduct site visits and/or make telephone calls to Single Family Dwelling Residents with repeated service issues to troubleshoot and resolve; coordinate with Contractor's operations, dispatch staff, customer service staff, Recycling Coordinators, executive management and other departments to resolve Customer issues.

The day-to-day contact person will dedicate the amount of time required such that all service disputes and issues are addressed in one (1) business day. Contractor's designated day-to-day contact person shall make all reasonable efforts to return calls from the City (that are received during normal working hours, except in case of emergency) within four (4) business hours of receipt of the call and in no event later than one (1) business day after receipt of the call.

The designated day-to-day contact person identified in Attachment G shall have a minimum of three (3) years' experience in Collection operations for MSW,

Recyclable Materials, Food Scraps, Yard Trimmings, Wood, Stable Bedding/Manure, Construction and Demolition Debris, Household Hazardous Waste, Sharps, E-Waste, Universal Waste and all other material types, dispatch and operational logistics, customer billing and payments, Processing Facilities, implementation and operation of Recycling, Composting and Diversion Programs, interaction with the public, and detailed knowledge of all the requirements of the Act. This shall not be an entry-level position.

Upon City request, Contractor shall designate a different day-to-day contact person if the current designee does not meet the requirements enumerated herein and/or if the City is otherwise dissatisfied with the performance of the designated day-to-day contact person.

8.05.J Initial Hiring. Prior to commencement of operations, Contractor shall hire the necessary complement of employees. Contractor shall conduct a background check of each applicant, which will, at a minimum, include a check of his/her driving record through the California Department of Motor Vehicles, record of criminal convictions, and references. All applicants shall be required to take a standard test for use of illegal drugs and alcohol as a condition of employment. Drivers shall be required to demonstrate proficiency in the English language; at least one person proficient in spoken English shall be on every Collection vehicle when that vehicle is in service. Contractor will furnish City with a copy of its training manual and schedule of training of new employees. City may attend and observe any safety or operational training classes. Nothing in these Sections

8.05.G, H, I and J shall be construed to give City control over the selection or supervision of Contractor's employees.

8.05.K Ongoing Training and Testing. Contractor shall provide regular safety training on an ongoing basis including, but not limited to, the safety training listed in Section 8.05.E and shall conduct random drug and alcohol testing of employees in safety-sensitive positions in compliance with regulations issued by the U.S. Department of Transportation.

8.05.L Use of Workers Not Employed by Contractor. If Contractor engages any independent contractors, it shall ensure that such independent contractors:

1. Comply with the nondiscrimination requirements in Section 17.15; and
2. Maintain Comprehensive General Liability, workers compensation and Employer's Liability insurance covering such workers in the amounts required by Section 13.02.A.1 and 13.02.A.2, and with policies meeting the other requirements of Section 13.02.

Contractor is responsible for providing qualified and competent staffing to ensure the adequate performance of all requirements in this Agreement, regardless of whether such work is performed by employees or furnished by independent contractors. Contractor is also responsible for providing sufficient training to all persons performing work so that they can perform the work in a safe and competent manner and are thoroughly familiar with the work that Contractor is required to perform and the standards it is required to meet under this Agreement.

All drivers, mechanics, supervisory and managerial workers, and Recycling Coordinators shall be direct employees of Contractor.

8.05.M Provision of Senior Manager(s) Responsible For Marketing of Food Scraps/Yard Trimmings/Compost Products

Contractor shall provide one or more senior manager(s) and technician(s) who are responsible for and directly involved in, tailoring compost end products for use in agricultural and landscaping markets (e.g “custom blends” created to specifically address customers’ specific crops, soil or other parameters). Contractor shall test Compost from its operations (including all Compost operations at the City-designated Composting Facility described in Article 6) using an outside independent testing laboratory approved by City. In the event Contractor has, and utilizes an in-house laboratory for such testing, City shall have the right to request the use of an outside independent laboratory for testing of compost at any time at Contractor’s sole expense.

8.05.N Notification to City In Event of Impending Strike, Labor Unrest, Picketing or Similar Action

In the event Contractor becomes aware, by any means, that a labor strike, labor unrest, picketing or any similar action is planned, being discussed, threatened, or otherwise may occur, Contractor shall notify City within twenty-four (24) hours. Contractor shall include in such notification all information that Contractor has concerning the potential strike or other labor unrest, and shall inform City of the potential types, duration and other pertinent details about potential interruptions in Collection, Processing or other services being provided by Contractor pursuant to this Agreement that may occur. Said

notification shall include notification of strikes, labor unrest, or similar actions that may make Processing Facilities being used for City's materials unavailable.

In the event that Collection operations and/or Processing operations may be affected, Contractor shall provide City with Contractor's plan to address the potential interruption in services to mitigate or eliminate any disruption in the provision of services required by this Agreement. Contractor shall continue to keep City informed as frequently as there are changes or updates in the situation. Contractor shall meet with City at City's request, and as frequently as requested by City. Contractor shall also appear at City Council meeting(s) and/or City Council Committee and/or Subcommittee meetings as requested by City to discuss and address the situation.

ARTICLE 9: OTHER COLLECTION-RELATED SERVICES

9.01 Billing.

9.01.A Direct Billing of All Customers. As of July 1, 2025 Contractor shall: (i) bill all Customers for Collection of MSW, Recyclable Materials, Food Scraps, Yard Trimmings, Stable Bedding/Manure, Wood, Construction and Demolition Debris and all other materials according to the rates listed in Attachment D, as adjusted per the terms of this Agreement; (ii) maintain accurate billing and payment records; and (iii) bill Customers on a monthly, bimonthly or quarterly schedule as approved by City. Customers' bills shall be itemized showing the charges for each classification of services. Customer billing shall be performed pursuant to the requirements contained in Attachment B, Section 1 and an annual Billing Audit shall be performed as described in Section 1 of Attachment B.

9.01.B City Inserts. City may direct Contractor to produce and insert mailers with billings relating to City-sponsored events, integrated waste management activities, Diversion programs and other environmental programs, at least six (6) times per year. If a postage increase is incurred for the City insert, the City will be responsible for paying said increase.

9.01.C. Delinquent Accounts. Contractor shall be responsible for collecting delinquent charges for services it renders to customers. Contractor shall employ measures, consistent with federal and California laws regulating the collection of debts, to obtain payment of charges including use of its own employees to obtain judgments in

Small Claims Court, and to enforce such judgments. Contractor shall follow the collection procedures described Section 1 of Attachment B.

9.02 Billing Records. Contractor shall keep records of all billing documents and customer account records including, but not limited to, invoices, customer payment coupons mailed with the invoice, collection notices, records of online payments, credit card payments and all other billing and payment documents for the entire Term of the Agreement, and for a period of two (2) years following the termination of the Agreement. Contractor may, at its option, maintain those records in electronic form, hard copy, or in any other manner, provided that the records can be preserved and retrieved for inspection and verification in a timely manner.

9.03 City Access to Billing Information. Contractor shall provide City with prompt access to all current and up-to-date billing information necessary to allow the City to respond to Customer inquiries or complaints or as otherwise required by City. At request of City, Contractor shall provide "read only" electronic access to Contractor's Customer billing records such that City employees can research billing inquiries and Customer account history from city hall. Contractor shall cooperate with City to establish this "read only" function and shall ensure that City has access to Customer billing information in "real time." In the event City requests such access, Contractor shall bear all costs for any hardware and software to be located at Contractor's office(s) in order to establish access to Contractor's computer and server equipment, and City shall bear all costs of the hardware and software required at city hall to connect access to Contractor's computer

system. If specialized technical computer consulting assistance is required beyond that of City staff and Contractor's staff, Contractor shall pay for the required assistance.

9.04 Public/Customer Service and Accessibility.

9.04.A Office Hours and Location. Contractor shall maintain an office located either in the City or within a twenty-five (25) mile radius of the City limits. The office will be available for customers to pay bills, subscribe to service, change service, stop service and otherwise contact Contractor. Contractor's office shall be open to the public from 8 a.m. to 5 p.m. Monday through Friday. The office may be closed on Saturdays, Sundays and holidays as defined in this Agreement.

9.04.B Availability of Representative. A representative of the Contractor possessing detailed knowledge about all the services provided in the City and the maximum rates listed in Attachment D for all such services, shall be available during office hours to communicate with the City and members of the public in person, by telephone and by electronic mail and to assist Customers making payments in person.

9.04.C Telephone. Contractor shall maintain telephone lines in operation at its office(s) during office hours. Contractor shall provide a phone number specific to only Laguna Hills Customers in the 949 area code. This phone number shall be listed in all correspondence, outreach materials of all types, billing invoices, billing notifications,

billing statements, digital communications of all types, advertisements and any/all communications in relation to City and its Customers.

9.04.C.1 Call Center and Staffing. Contractor shall utilize the call center, staffing and call tracking software as described in Attachment OO and as further described in this Section 9.04C. As of the Effective Date the total number of customer service representatives in Contractor's call center is seventy (70). The total number of customer service managers at the call center is seven (7) and the total number of customer service supervisors at the call center is six (6). The number of customer service representatives allocated to the City and to the neighboring City of Laguna Hills (combined) is shown in Attachment OO. In the event of a discrepancy between the information in Attachment OO and the requirements in this Section 9.04.C, the requirements in this Section shall apply. Contractor acknowledges and agrees that it is of extreme importance to City that calls from Laguna Hills Customers receive prompt, personalized service that is customized (i) to the specific services provided by Contractor in Laguna Hills and the specific maximum rates listed in Attachment D for all such services; (ii) to the specific neighborhoods, geography, demographics, retail, hotels and clientele of Laguna Hills; (iii) is designed to provide a telephone experience as if the customer service representatives were located in Laguna Hills; and (iv) is courteous, helpful, and oriented to solving problems as quickly as possible. Contractor shall ensure that throughout the Term of this Agreement, each customer service representative that will be in contact with a Laguna Hills Customer, is specifically trained in, and has thoroughly read and understood, each and every piece of public outreach material (including, but not limited to, all hard copy brochures, postcards, letters, mailings, hang tags; all videos and social media posts; all newspaper ads, all

press releases from Contractor and City, and all materials that are on City's and Contractor's websites) relating to the services provided by Contractor pursuant to this Agreement that have been provided to City's Customers via direct delivery to the Customer, the U.S. mail, electronic mail, newspaper ads, social media channels, websites and all other methods of outreach. Said public outreach materials shall include those prepared and provided to Customers by Contractor, those prepared and provided to Customers by City, and those prepared and provided to Customers by a joint effort of Contractor and City.

Prior to June 15, 2025, Contractor shall hold in-person training sessions (or conduct training sessions via a platform such as Zoom or Go-to-Meeting) to train customer service representatives about the specific services to be provided by Contractor pursuant to this Agreement in Laguna Hills and the maximum rates listed in Attachment D for such services. Such training shall include a question-and-answer portion and allow for discussion of the specific unique characteristics of the City of Laguna Hills applicable to providing superior Customer service to City's residents and businesses. Said in-person (or remote) training shall be repeated every six (6) months throughout the Term for all customer service representatives that will or may be in communication with Laguna Hills Customers. Such follow-up trainings shall include a review of all the basic and special services provided by Contractor in City, and shall also highlight all upcoming special events (e.g. Bulky Item drop-off event, HHW drop-off event, Compost giveaway event, Compost workshops, etc.) Each new customer service representative shall receive the same in-person training as the initial training and then shall be included in the trainings held every six (6) months.

Each customer service representative shall receive tip sheets outlining the services provided for Laguna Hills customers and associated charges, if any. As issues come up in relation to City and its customers, services are added or for other reasons, updates of Laguna Hills tip sheets shall be provided to customer service representatives on an on-going basis throughout Term.

9.04.C.2 Call Answering, Telephone System Capabilities and Customer Service. Contractor shall utilize call center customer data tracking software and telephone technology such that calls are routed and answered by customer service representatives at the call center as follows: (i) all calls shall be answered by or on the third ring; (ii) the voicemail system shall require the caller to make no more than two (2) selections from the voicemail menu before reaching a live customer service representative or being placed in a "hold" queue; (iii) the number of customer service representatives and the voicemail system shall be designed and maintained to result in an average hold time of ninety (90) seconds or less (average to be calculated on a monthly basis). The telephone system shall be designed and maintained to result in a hold time that does not exceed two (2) minutes during the highest peak volume days and times. All voicemail menus shall include an option for the Customer to make a selection to speak with a live customer service representative.

The voicemail/telephone system shall be capable of informing each Customer of their estimated hold time. In the event the hold time exceeds two (2) minutes at any time, the caller shall receive periodic prompts from the telephone system informing the caller they can elect the option of leaving their name and call back number in-lieu of remaining

on hold. The periodic prompts will be approximately every ninety (90) seconds. In the event a Customer elects to leave a name and call-back number, the system shall indicate the length of time within which the Customer will receive a call back. Such timeframe shall not exceed sixty (60) minutes. All call-backs to Customers shall be completed by a live customer service representative. Call-backs made solely by an automated voice or "robo call" and not by a live person, shall result in the imposition of liquidated damages listed in Section 15.09.

The telephone system utilized shall have the capability to generate detailed information on hold times, non-connected calls, dropped calls, and other key customer service metrics. Contractor shall report all these metrics to City on a monthly basis as described in Attachment K. Additionally, City may request average hold-time and all other metrics at any time and for any period of time. If the average hold time exceeds ninety (90) seconds in any month, the liquidated damages in Section 15.09 of this Agreement shall apply.

Contractor's customer service software system shall be capable of connecting customer service representatives directly with Route Supervisor(s), Collection drivers, Contractor's Recycling Coordinator, billing specialists and other personnel of Contractor in order to resolve as many issues and complaints as possible while the Customer is on the telephone with the representative. If an issue cannot be resolved immediately by contacting other personnel of Contractor, the customer service representative shall make all reasonable efforts to initiate the process of follow-up on the issue or complaint while the Customer is still on the telephone. Contractor's telephone system shall include the

ability for the customer service representative to transfer a Customer's call to a supervisor to assist the Customer.

On or before June 15, 2025, Contractor shall test and ensure the telephone system is compatible with the following devices: land line telephones, Android cellular phones, Apple cellular phones, Apple Car Play and Android Auto. Contractor shall work collaboratively and shall cooperate with City during the Term to implement changes to Contractor's telephone system to accommodate and facilitate communication with other types of telephones and communication devices that come into widespread use by City residents and businesses during the Term.

Contractor's call center and customer service system shall be capable of receiving texts and emails from Customers that include still photographs and video. The system shall also be capable of sending the Customer still photographs and video from Contractor's Collection driver and/or other sources as part of the problem-solving communication process. Contractor's call center shall also be compatible with TTY or provide other means for persons with a hearing or speech disability to be able to contact Contractor.

Contractor's call center staff shall update Customer records with notes about each call that shall include, but not be limited to, the date and time of the call, Customer's name and address, the customer service representative handling the call, a detailed description of the issue or complaint, any photographs and/or video sent by the Customer, the City or City's agents, or by Contractor's personnel, noting whether said photos and/or video were sent to the Customer and, if so, by what means, the solution to the problem or the

next steps to solve the problem, and the names and positions of all other employees of Contractor who are involved in the issue and/or who are responsible for further research or problem solving to resolve the issue(s). If the Customer is to receive follow-up information, a site visit from Contractor's employee(s), and/or other contact from Contractor, these shall be recorded in the notes of the call along with the date(s) and time(s) conveyed to the Customer for such follow-up. Contractor's telephone and Customer data system shall be capable of generating work orders as well as a listing of all of the follow-up actions promised to Customers, the employee(s) of Contractor assigned to carry out the actions, and the date by which the actions are to be completed and reported to the Customer. Said work sheet shall be generated weekly by Contractor, and more frequently if required by City due to Customer complaints. A Supervisor at the call center shall be charged with ensuring all promised follow-up actions are completed within the timeframes promised to the Customer.

If City receives complaints that Customers are unable to reach Contractor's office by phone, or are subject to excessive waiting time "on hold" prior to reaching a customer service representative, City may (in addition to the assessment of liquidated damages described in Section 15.09) require that Contractor install additional telephone lines and/or provide additional resources and customer service representatives at Contractor's sole expense, until the "hold times" meet the requirements herein.

9.04.C.3 Additional Call Center Personnel During Initial Rollout, Bin and Cart Delivery. During the period from March 1, 2025 through September 30, 2025 the parties anticipate that Customer calls will be at a much higher-than-average volume

due to the following changes in service: (a) a change in Collection day for many Customers due to re-routing of the City by Contractor to achieve cross-jurisdictional routing efficiencies; (b) a possible corresponding change in street sweeping days; (c) the delivery of new Carts to each Residence and collection of the old Carts; (d) the delivery of new Bins, Carts and Roll-Off Boxes to Commercial and Business Establishments and City Facilities and the collection of old Bins and Carts; (e) and notification to all Customers of the new maximum rates listed in Attachment D to become effective July 1, 2025 including the maximum rates for Extra Carts and Backyard/Sideyard Residential service (unless the resident is Disabled).

Due to the changes that will be experienced by Customers as described herein, the Contractor agrees to provide sufficient additional customer service representatives to City, as needed, during this important transition period in order to achieve the telephone answering and customer service metrics described in Section 9.04.C.2. It is the intent of the parties that the Contractor shall handle as many customer service calls as possible and that Customer service issues and complaints be resolved by Contractor' s personnel to avoid the Customer escalating the complaint, request and/or question to the City. The parties further agree the goal is for Contractor to provide a level of additional personnel assigned to the City of Laguna Hills sufficient to prevent, to the extent reasonably possible, callers becoming frustrated with hold times in Contractor's telephone answering system and calling the City with their questions, requests and/or complaints.

Contractor shall arrange for Contractor's 949 area code telephone number (that is only for use by City Customers) to be listed in all telephone directories generally distributed in the City, online telephone directories for the City, on all Contractor's bills and invoices and on Contractor's web site.

Contractor shall ensure that telephone calls to it from locations within the City are billed as "local calls" by all telephone companies including mobile carriers.

9.04.D Correspondence. Contractor shall respond to all written correspondence including all faxes and e-mail or other electronic correspondence from City or Customers within two (2) business days. The correspondence shall include a meaningful, specific answer to the Customer's complaint, request, and/or problem and shall not be a non-specific "form" response nor a "robo" or automatically-generated communication indicating Contractor will respond at a future date. In the event the research or development of a response or solution to the Customer's problem, complaint or request takes longer than two (2) business days, Contractor's correspondence shall indicate the specific steps Contractor is taking to research and resolve the issue(s) and the date the Customer can expect an answer. Such date shall be within five (5) business days.

9.04.E Electronic and Non-Electronic Payment of Bills. Contractor shall provide electronic access to Customers for the following functions: (i) Signing up for service, (ii) Changes to service, (iii) Discontinuation of service, and (iv) Payment of Bills. Contractor shall accept major credit cards and direct debit service for payment of bills. Contractor shall also provide the options for payment by mail-in check and in-person payment by cash, credit or debit card for all services.

9.04.F Maps, Schedules, Consumer Information. Contractor shall furnish the City with maps and schedules for all Collection routes pursuant to the schedule and requirements in Section 1 of Attachment B, and shall update such maps and schedules whenever a change occurs. Contractor shall have current maps and schedules available for inspection by the public at its business office. Contractor shall submit a new revised set of maps and schedules to City on May 1 of each year of the Term commencing May 1, 2026.

Contractor will submit drafts of the maps, schedules and brochures to City prior to distribution and will incorporate City's comments in the final version distributed to the public.

9.04.G Web Site. Contractor shall provide a web site customized for the City. The web site shall include, but not be limited to, descriptions of all of Contractor's services in the City; the maximum rates as listed in Attachment D for all services; notices of special events (such as Christmas tree collection rules and dates); information on acceptable items in MSW, Recyclable Materials, Yard Trimmings, Food Scraps, Stable Bedding/Manure and Construction and Demolition Debris Containers and what materials constitute Contamination of each material stream; information on starting, stopping, starting, changing service, and vacation stops; information on electronic access as described in Section 9.04.E; information on available Container sizes; FAQ's with responses; and updates for local special circumstances and events including holiday Collection schedules. Contractor shall maintain the web site in good working order and shall frequently update the web site to ensure it reflects the current maximum rates for all

services listed in Attachment D, all available services and upcoming special service events at all times.

9.05 Service Complaints. Contractor shall be responsible for the prompt and courteous attention to, and prompt and reasonable resolution of, all Customer complaints relating to service and billing. Contractor shall record in a separate log, the format of which is approved by the City, all complaints, noting the name and address of complainant, date and time of complaint, nature of complaint, and nature and date of resolution. This complaint log shall be available for inspection by City. In addition, Contractor shall compile a summary statistical table of the complaint log (or a copy of the log if requested by City) and submit the table, or copy, to City as part of the monthly reports described in Attachment K.

Contractor shall respond to all complaints from Customers within eight (8) working hours of its receipt of notice of the complaint. In particular, if a complaint involves a failure to collect MSW, Food Scraps and/or Stable Bedding/Manure from a Premises as required by this Agreement, Contractor shall collect the MSW, Food Scraps and/or Stable Bedding/Manure in question within such eight (8) working hour period, provided it has been placed for Collection in accordance with the City's Municipal Code. If the complaint is received after normal working hours, Contractor shall respond to the complaint within eight (8) working hours of the time Contractor's employees receive the complaint information (i.e. for a complaint left at 7:00 p.m. on a weekday, Contractor's employees would receive the complaint at 8:00 a.m. the following morning and would resolve the complaint before 4:00 p.m. the same day).

Complaints that are not resolved by the customer service representatives through Contractor's usual process within five (5) business days shall be referred to Contractor's City Day-to-Day contact person for concentrated research and resolution. Contractor's City Day-to-Day contact person shall work with the Customer, Contractor's operations, dispatch, billing and all other personnel required to resolve the complaint. The City Day-to-Day contact person shall work with the City representative as needed to discuss and identify options to resolve the complaint. Once the complaint is resolved the City Day-to-Day contact person shall provide photo evidence of the resolution to the City and shall follow up to make sure the complaint is truly resolved for a period of four (4) weeks. This follow up will include re-contacting the customer to ensure the complaint is resolved and the problem(s) reported have not recurred.

9.06 Change in Collection Schedule. Contractor shall obtain written approval from City prior to any change in Collection operations which results in a change in the day on which Collection occurs at Single Family Dwellings. Contractor shall comply with the requirements in Attachment B regarding notice to customers of changes in operations.

9.07 Report of Accumulation of MSW or Unauthorized Dumping. Contractor shall direct its drivers to note: (i) the addresses of any Premises at which they observe that MSW is accumulating and is not being placed for Collection, and (ii) the address, or other location description, at which MSW has been dumped in an apparently unauthorized manner. Contractor shall deliver the address or description to City within two (2) working days of such observation.

9.08 Contact Information in Case of Emergency. Contractor shall maintain an emergency telephone number and shall provide email addresses for use by City staff and emergency first responders during other than normal business hours and shall provide that number to City. Said number(s) and email address(s) will not be given out to the public. Contractor shall have a representative, or an answering service to contact such representative, available at the emergency telephone number during all hours when the office is closed.

ARTICLE 10: CONTRACTOR INCENTIVES AND MINIMUM PERFORMANCE STANDARDS

10.01 Overview of Contractor Incentives. Contractor shall have the opportunity to earn up to two (2) one-year extensions of the Term by meeting performance metrics for the level of Contamination in MSW, Recyclable Materials, and Food Scraps/Yard Trimmings Collected by Contractor and meeting all other requirements of the Agreement. Attachment N, Section 3 contains the detailed methodology for evaluation of achievement of the required metrics.

The Phase 1 extension incentive requires Contractor to achieve a Contamination level of twenty-five percent (25%) or lower, by weight, in all three (3) Residential streams (MSW, Recyclable Materials and Co-collected Food Scraps/Yard Trimmings) and twenty-five percent (25%) or lower, by weight, in the MSW, Recyclable Materials and Source Separated Food Scrap Commercial and Multi-Family streams. The key dates for the Phase 1 extension incentive are:

- Period during which characterization audit results showing Contamination levels achieved will be used to evaluate Contractor's performance: July 1, 2027 through June 30, 2028
- City analysis of results and determination of whether metrics have been achieved: July 1, 2028 through September 30, 2028
- Contractor notified of City determination of whether Phase 1 incentive has been earned: October 1, 2028
- If the incentive has not been earned, opportunity for Contractor to conduct additional characterization and submit results to City per Section 3.1. of Attachment N: October 1, 2028 – November 15, 2028

The Phase 2 extension incentive requires Contractor to achieve a Contamination level of fifteen percent (15%) or lower, by weight in all three (3) Residential streams (MSW, Recyclable Materials and Co-collected Food Scraps/Yard Trimmings) and fifteen percent

(15%) or lower, by weight in the MSW, Recyclable Materials and Source Separated Food Scrap Commercial and Multi-Family streams. The key dates for the Phase 2 extension incentive are:

- Period during which characterization audit results showing Contamination levels achieved will be used to evaluate Contractor's performance: July 1, 2030 through June 30, 2031
- City analysis of results and determination of whether metrics have been achieved: July 1, 2031 through September 30, 2031
- Contractor notified of City determination of whether Phase 1 incentive has been earned: October 1, 2031
- If the incentive has not been earned, opportunity for Contractor to conduct additional characterization and submit results to City per Section 3.1. of Attachment N: October 1, 2031 – November 15, 2031

Sections 3.1. and 3.2 of Attachment N contain a more detailed description of the timelines and processes for evaluation of Contractor's performance toward achieving the Contamination metrics described herein.

10.01.A Phase 1 Extension Incentive. If Contractor meets the requirements listed below and Contractor is in full compliance with all requirements of this Agreement, as determined by City in its sole discretion, City will extend the Term of the Agreement by one (1) year. In order to qualify for the Phase 1 contract extension incentive, Contractor must have achieved at or below all of the following Contamination levels for the period between July 1, 2027 and June 30, 2028 for Single-Family Dwelling Residential materials,

Commercial materials, and Multi-family Dwelling materials as described in Attachment N, Section 3.1 ("Assessment of Phase 1 Performance Metrics"):

(1) twenty-five percent (25%) by weight for Recyclable Materials,

(2) twenty-five percent (25%) by weight for co-collected Food Scraps/Yard Trimmings, Source Separated Food Scraps and Source Separated Yard Trimmings; and

(3) twenty-five percent (25%) by weight for MSW.

If Contractor meets the above requirements, the City will extend the Agreement for one (1) year for the period of July 1, 2033 to June 30, 2034.

10.01.B Phase 2 Extension Incentive. If Contractor meets the requirements listed below and Contractor is in full compliance with all requirements of this Agreement, as determined by City in its sole discretion, City will extend the Term of the Agreement by one (1) year. In order to qualify for the Phase 2 incentive, Contractor must have achieved at or below the following Contamination levels for the period of July 1, 2030 through June 30, 2031 for Single-Family Dwelling Residential materials, Commercial materials, and

Multi-family Dwelling materials as described in Attachment N, Section 3.2 ("Assessment of Phase 2 Performance Metrics"):

(1) fifteen percent (15%) by weight for Recyclable Materials,

(2) fifteen percent (15%) by weight for Co-collected Food Scraps/Yard Trimmings, Source Separated Food Scraps and Source Separated Yard Trimmings; and

(3) fifteen percent (15%) by weight for MSW

If Contractor complied with the requirements for, and received an extension under, Section 10.01.A, and complies with the requirements under this Section 10.01.B, then the City will extend the Term for one (1) additional year, from July 1, 2034 through June 30, 2035. If Contractor did not receive an extension under Section 10.01.A but is found to have earned an extension under this Section, the City will extend the Term for one (1) year for the period July 1, 2033 through June 30, 2034. City will notify Contractor in writing on or before April 1, 2032 as to whether or not the Term is extended under this Section.

***10.01.C Granting of Extensions*.** Extensions granted under Section 10.01.A and Section 10.01.B shall be in the sole discretion of the City based upon calculations of the actual levels of Contamination achieved, and fulfillment of requirements of the Agreement, and shall not require Contractor's acceptance.

10.02 Failure of Contractor to Achieve Minimum Performance Standards for Program Implementation and for Contamination Minimization

In order for City to comply with the Act and SB 1383, (a) Diversion Programs required by the Agreement must be implemented and maintained throughout the Term, and (b)

Contamination levels must be minimized in all streams of materials Collected by Contractor. In the event the percentage of Diversion Programs implemented and/or the level of Contamination in Collected materials does not reach and/or is not maintained by Contractor as required by the Act and SB 1383, the City may be subject to enforcement action by CalRecycle. The Contamination levels required for Contractor earning extensions of the Term as described in Section 10.01 are the goals that warrant the granting of extensions if achieved. The Minimum Performance Standards provide a 'floor' of Diversion Program implementation and Contamination levels that Contractor must meet. Falling below the Minimum Performance Standards places the City in jeopardy of enforcement action by CalRecycle. The timelines and procedures contained in this Section 10.02 provide protections for the City to avoid enforcement action.

Section 10.02.A describes the Minimum Performance Standards for Diversion Program implementation. Section 10.02.B describes the Minimum Performance Standards for Contamination minimization.

10.02.A Minimum Performance Standards for SB 1383 Program Implementation

The minimum required level of program implementation that must be completed by Contractor on or before June 30, 2026 includes implementation of all SB 1383 Diversion programs as follows:

SB 1383 Multi-Family Dwelling Diversion Program. Contractor must have fully implemented the SB 1383 Diversion programs at ninety-five percent (95%) of the

Multi-Family Dwellings in City as described in Sections 2 and 3 of Attachment B. Contractor must have fully implemented an SB 1383 Multi-Family Food Scrap Diversion program at a minimum of ninety-five percent (95%) of (a) all Multi-Family complexes (as the Multi-Family Food Scrap program is described in Sections 2 and 3 of Attachment B), and (b) at a minimum of ninety-five percent (95%) of all Gated Developments, HOA's and Mobile Home Parks with centralized Bin/Cart/Compactor/Roll Off service (as described in Sections 2 and 3 of Attachment B).

SB 1383 Commercial and Business Establishment Diversion Program. Contractor must have fully implemented an SB 1383 Diversion program for ninety-five percent (95%) of the Commercial and Business Establishments in City as described in Section 3 of Attachment B.

Per Attachment B, Contractor may be relieved of the requirement to 'fully implement' an SB 1383 diversion program at a Commercial and Business Establishment if, after taking the steps outlined in Attachment B, Section 3.7, the Customer still refuses to implement the SB 1383-mandated program. These accounts shall be referred to the City for enforcement action. Similarly, the Contractor may refer non-compliant accounts to the City that may be eligible for SB 1383 Waivers for de minimis quantities and/or physical space constraints. These de minimis or physical space constraint SB 1383 Waivers, if granted by the City, will be excluded in determining the Contractor's overall SB 1383 compliance percentage.

10.02.A.1 City Evaluation of Contractor's Attainment of Minimum Level of Program Implementation Standards. During the period July 1, 2026 through September 30, 2026, and each July 1 through September 30 thereafter, City will evaluate Contractor's performance to determine whether or not the minimum level of Diversion program implementation has been achieved. City will review the Red/Green Tracking Spreadsheet and/or CRM System, time and work logs of the Recycling Coordinators, all the Monthly, Quarterly, and Annual Reports listed in Attachment K, submitted by Contractor up to and including the Monthly Report for June 2026. City and/or City's agents may also conduct site visits at Customers' Premises to determine whether Contractor has achieved the minimum required Diversion program implementation. The onsite assessment process to evaluate Contractor's attainment of minimum level of program implementation standards is described in Section 4.1 of Attachment N ("Assessment of Percentage of SB 1383 Diversion Programs Fully Implemented as Required by Section 10.02A").

On or before October 1, 2026 the City shall notify the Contractor, in writing, of the percentage of compliant Commercial and Multi-family SB 1383 accounts based on its evaluation. In the notification, the City will identify the number of accounts that were identified as non-compliant. Contractor shall have 45 days from the date on which the City notifies it of the non-compliant Accounts to attempt to implement a SB 1383-compliant program. If, 45-days after the Contractor is notified and the overall SB 1383 compliance rate is still below 95%, the City shall seek additional staffing, at the Contractor's expense, to achieve full SB 1383 compliance as described in Section

10.02.C. The City has the right to conduct such SB 1383 compliance assessments at any time.

10.02.B Minimum Performance Standards for Contamination Minimization.

This Section 10.02.B identifies the performance metrics for determining whether Contractor has succeeded in keeping Contamination at or below the levels established as the Minimum Performance Standard for the periods described herein.

10.02.B.1 Maximum Levels of Composite Contamination Required by June 30, 2027 as evaluated for the period of July 1, 2026 – June 30, 2027

Between July 1, 2026 and June 30, 2027, and during Agreement years 3 and 4 as shown in the table in Section 4.2.1 of Attachment N, Residential, Commercial and Multi-family Contamination levels for Recyclable Materials, Source-separated Food Scraps, and MSW shall be maintained at or below 30% as follows [Note: Contamination levels are calculated by weight]:

- Residential
    - Recyclable Materials Contamination level: 30% or lower
    - MSW Contamination level: 30% or lower. (Note: The 30% Contamination level includes the combined weight of Recyclable Materials, Yard Trimmings and Food Scraps found in MSW)
    - Co-Collected Food Scraps/Yard Trimmings Contamination level: 30% or lower

- Commercial
    - Recyclable Materials Contamination level: 30% or lower
    - MSW Contamination level: 30% or lower. (Note: The 30% Contamination level includes the combined weight of Recyclable Materials, Yard Trimmings and Food Scraps found in MSW)
    - Source-separated Food Scraps Contamination level: 30% or lower
- Multi-family
    - Recyclable Materials Contamination level: 30% or lower
    - MSW Contamination level: 30% or lower. (Note: The 30% Contamination level includes the combined weight of Recyclable Materials, Yard Trimmings and Food Scraps found in MSW)
    - Source-separated Food Scraps Contamination level: 30% or lower

10.02.B.2 Maximum Levels of Composite Contamination Required by June 30, 2030 as evaluated for the period of July 1, 2029 – June 30, 2030

Between July 1, 2029 and June 30, 2030, and annually thereafter through the remainder of the term as shown in the table in Section 4.2.2 of Attachment N, Residential, Commercial and Multi-family Contamination levels for Recyclable Materials, Source-separated Food Scraps, and MSW shall be maintained at or below 20% (by weight) as follows:

- Residential
    - Recyclable Materials Contamination level: 20% or lower

- MSW Contamination level: 20% or lower. (Note: The 20% Contamination level includes the combined weight of Recyclable Materials, Yard Trimmings and Food Scraps found in MSW)
- Co-Collected Food Scraps/Yard Trimmings Contamination level: 20% or lower

- Commercial
  - Recyclable Materials Contamination level: 20% or lower
  - MSW Contamination level: 20% or lower. (Note: The 20% Contamination level includes the combined weight of Recyclable Materials, Yard Trimmings and Food Scraps found in MSW)
  - Source-separated Food Scraps Contamination level: 20% or lower
- Multi-family
  - Recyclable Materials Contamination level: 20% or lower
  - MSW Contamination: 20% or lower. (Note: The 20% Contamination level includes the combined weight of Recyclable Materials, Yard Trimmings and Food Scraps found in MSW)
  - Source-separated Food Scraps Contamination level: 20% or lower

10.02.B.3 City Evaluation of Contractor's Attainment of Minimum Performance Standards for Contamination Minimization. Each year, beginning with the period of July 1, 2027 through September 30, 2027 and each July 1 through September 30 annually thereafter, City will evaluate Contractor's performance to determine whether or not the Minimum Performance Standard for Contamination minimization has been met for the previous calendar year. In order to make a

determination concerning Contractor's performance City will utilize the results of the characterization studies performed at all Processing Facilities and for the MSW being delivered for Disposal during the previous year. The methodology for the studies is described in Attachment N, Section 1 ("Characterization Protocols for Divertible Materials and MSW"). The City will review the study results for all characterizations performed during each year including the following: Source Separated Recyclable Materials performed in the previous Agreement year; Food Scraps and Yard Trimmings performed in the previous Agreement year; and the MSW waste characterization performed in the previous Agreement year. The process for calculating Contamination levels achieved using the characterization data is described in Section 4.2.1 of Attachment N ("Assessment of 30% Maximum Levels of Container Contamination".) and Section 4.2.2 ("Assessment of 20% Maximum Levels of Container Contamination"). On or before November 15 of each year, beginning November 2027, Contractor may conduct up to one additional re-characterization for each stream where the Minimum Performance Standard for Contamination minimization was not met, using the process described in Attachment N, Section 4.2.1 ("Assessment of 30% Maximum Levels of Container Contamination") and Section 4.2.2 ("Assessment of 20% Maximum Levels of Container Contamination").

10.02.C Contractor's Failure to Achieve Minimum Performance Standards. In the event that Contractor fails to achieve:

1) the minimum level of program implementation, as described in Article 10.02.A, and/or:

2) the Contractor fails to achieve the levels of Contamination described in Article 10.02.B;

Contractor shall pay the City's costs of utilizing Persons, including but not limited to, full or part-time employees, consultants or other Persons as determined by City (hereinafter referred to as "City's agents"), to implement said programs and/or to achieve levels of Contamination acceptable to the City, as described herein. City reserves the right to select and utilize said Persons to perform this work by any method available to the City.

In the event Contractor has not met the Minimum Performance Standard for Diversion Program implementation and/or Contamination minimization, City may retain the services of one or more Persons as described herein, to complete implementation of the Diversion programs until all of the Commercial and Multi-Family SB 1383 Diversion Programs are fully implemented and the required Contamination levels are met. In such event Contractor shall reimburse City on a monthly basis for the work performed by such Persons to implement the Diversion programs. City will invoice Contractor for this expense and Contractor shall pay said invoices within thirty (30) days of receipt. Contractor shall cooperate with City and the Persons retained and used by City to implement Diversion programs. Such cooperation shall include sharing information and data on Customers with City and its agents, providing Containers for Recyclable Materials, Yard Trimmings/Wood, Food Scraps and any other Divertible Materials in a timely manner as described in the Agreement including Attachment B, Collecting Containers of Divertible Materials on the schedule agreed upon with the Customer and City and/or City's agents, and processing the Collected materials at the City-approved

Processing Facilities listed in Article 6. Contractor shall not impair, impede or in any way frustrate or otherwise interfere with the actions or efforts of City and/or City's agents to successfully complete all steps to fully implement the required Diversion programs as described herein.

As Diversion programs are implemented by City's agents, and/or Contamination levels are reduced by City's agents to at or below the required levels, City's agents will monitor and troubleshoot said programs and Contamination levels, provide additional training, education, and site visits for the initial ninety (90) day period following program startup and/or Contamination reduction efforts. At the end of the ninety (90) day period, City's agents will transfer responsibility for all aspects of the fully implemented program including maintaining the required Contamination levels to Contractor. Contractor shall fully maintain each fully implemented program and maintain the required Contamination levels at the Customer's Premises from that point forward, including completing any and all applicable steps described in Section 3.7 of Attachment B.

Contractor shall continue to pay for the work of City's agents until all of the following conditions have been met: (a) The City's agents have implemented the remaining SB 1383 Diversion programs for all Customers; (b) City's agents have transferred responsibility for all aspects of each implemented program to Contractor; (c) Contractor is fully maintaining each implemented program as described in Section 3.7 of Attachment B; and (d) the maximum Contamination levels have not been exceeded. At such point, City shall notify Contractor in writing and shall submit any final invoice(s) for the work of City's agents to Contractor for payment.

ARTICLE 11: RECORD KEEPING, REPORTING, INSPECTIONS AND AUDITS

11.01 General. Contractor recognizes that maintenance of accurate and complete records of its operations and timely submission to City of accurate and complete reports is an essential aspect of the services to be provided by it under this Agreement.

11.02 Record Keeping. Contractor shall maintain accurate records of: (i) personnel; (ii) equipment; (iii) Collection operations; (iv) tonnages and Disposal used for MSW and Disposal of Residue from the following facilities: Clean MRF, Composting Facility, Stable Bedding/Manure Processing Facility, Construction and Demolition Debris Processing Facility; (v) Diverted Tons of Recyclable Materials, Yard Trimmings, Stable Bedding/Manure, Wood, Food Scraps and Construction and Demolition Debris; (vi) customer service; (vii) billing and payment; (viii) sale of Recyclable Materials, Compost, Construction and Demolition materials, and any and all energy, and all other revenue-generating products created from Processing materials Collected in City; (ix) financial matters; and (x) other matters in such detail and format necessary to compile the reports required by this Agreement, including, but not limited to, all reports listed in Attachments K and N. All records of activities of Contractor in fulfilling the requirements of this Agreement, including but not limited to the above-listed records, shall be maintained by Contractor for the entire Term of the Agreement. Contractor may, at its option, maintain

those records in electronic form, hard copy, or in any other manner, provided that the records can be preserved and retrieved for inspection and verification in a timely manner.

11.03 Reporting. Contractor shall compile and submit to City complete and accurate reports required by this Agreement, including but not limited to the following:

11.03.A Reports Listed in Attachment K. Monthly, quarterly and annual reports of Tonnages, Collection and Diversion operations, and other items.

11.03.B Monthly Recording of Information in the Red/Green Tracking Spreadsheet and in the City-Supplied CRM System. The City is exploring the use of a third-party vendor-licensed software ("Recyclist", "SMART 1383" or similar) to provide Customer Relationship Management ("CRM") software to track Diversion program implementation and to comply with certain CalRecycle SB 1383 reporting requirements. The City anticipates that much of the customer interaction reporting that is required to be included in the Red/Green listing may no longer be needed when said software is fully implemented. During the evaluation of the functionality and accuracy of reporting of the City's prospective vendor(s) (Recyclist, SMART 1383 or similar), Contractor shall track all Customer interactions using both the Red/Green listing and the new software CRM system, as described herein. During the first year of the Term, both the Red/Green listing and the new software CRM system shall be utilized and evaluated. Upon the City's satisfaction that the new software is comparable to the Red/Green Listing reports provided, a meeting will be held between City and Contractor on or before November 30, 2025 and, at the sole discretion of the City, either one or both of the reporting systems will be utilized for the next calendar year of the Term. This process will be repeated each

year of the Term to determine the reporting system(s) to be utilized for the upcoming calendar year. The parties anticipate that the types, functions and costs of CRM software will continue to evolve over the Term and City may direct Contractor to utilize new, different and/or enhanced CRM reporting system(s) in the future.

City will acquire and own the license for the CRM software and provide access to Contractor. City will inform Contractor at any time it is replacing the initially selected software system with another CRM system and coordinate with Contractor to switch to the new CRM system.

11.03.B.1 Information to Be Recorded in the Red/Green Tracking Spreadsheet/CRM System. Contractor shall create, maintain and update the Red/Green Tracking Spreadsheet and/or the CRM System (as directed by City) as described in Attachment K at least monthly during the Term and more frequently as needed. The purpose of the Red/Green Tracking Spreadsheet and/or CRM System is to document all contacts made with Customers concerning implementation of Diversion programs, and Contractor's completion of the program implementation tasks listed in Section 3.7 and Section 3.16 of Attachment B. Each Diversion program that is fully implemented and operating at a Customer's premises shall be coded in green on the spreadsheet and marked on the CRM System. Each Customer premises that does not have each specific required Diversion Program (Collection of Recyclable Materials, Yard Trimmings/Food Scraps, where applicable Stable Bedding/Manure, and any other required program(s)) fully implemented and operating as required by this Contract, shall be color-coded in red. Contractor shall make detailed notes in the Red/Green Tracking Spreadsheet and/or CRM System about all Customer contacts (telephone, mail, e-mail,

on-site meetings, observations and inspections) and all pertinent information on issues, problems, troubleshooting and solutions concerning program implementation at each Customer's location(s).

The description of the Red/Green Tracking Spreadsheet in Attachment K is the template and format that Contractor shall use to create the electronic version of the Red/Green Tracking Spreadsheet. On or before July 1, 2025, Contractor shall create a complete and up-to-date version of the electronic Red/Green Tracking Spreadsheet that lists all Commercial and Business Establishments and Multi-family complexes in the City. Residential accounts and neighborhoods shall also be input into the spreadsheet/CRM system. Additionally, all Customer data shall be uploaded to the CRM System by July 1, 2025. The status of each entry's program implementation in the spreadsheet shall be indicated and shall note actions taken and any next steps required for implementation and/or continuation of program operation. All tenants of Commercial and Business Establishments shall be identified and included in the listing as individual line items. For example, a strip mall or plaza may be shown as the Master Account and individual tenants located in the strip mall or plaza would be listed in separate rows. The program implementation status for each of the tenants shall be shown in the spreadsheet on its individual line. Over time, new businesses will open, and existing businesses will close or may change locations. As this occurs, Contractor shall notify City of changes made to the Red/Green Tracking Spreadsheet and/or CRM System by noting thereon, the change in location, business, owner/manager, and new contact information. Contractor shall not delete any Customer or business from the Red/Green Tracking Spreadsheet and/or CRM System without written approval by City. Contractor shall add new businesses that open

within City and shall note such new additions to the spreadsheet/CRM system to City in the monthly meetings and shall note the month and year the new business opened, on the spreadsheet and/or CRM System.

11.03.C Reports Listed in Attachment N. Results of Characterization Studies of all Processing Facilities and results of all On-Site Field Container Contamination Audits as required by Attachment N.

11.04 Inspection by City. The City (and/or City's agents) shall have the right, but not the obligation, to observe and inspect all of the Contractor's operations involved in providing services under this Agreement to determine whether Contractor is performing in accordance with this Agreement and Applicable Laws. Contractor shall cooperate fully with such inspections, including inspections and observations of operations at all Processing Facilities, and where necessary, obtain such permissions and right of entry for inspection on behalf of City for facilities used by, but not owned by, the Contractor. In connection therewith, the City shall have the right to enter any of Contractor's facilities and Processing Facilities owned or operated by third parties at which Contractor has contracted to process materials Collected in City, observe operations as desired by City, photograph operations and record by both written and electronic media such observations measurements and quality of Recovered and/or processed materials. Access shall be scheduled during normal business hours, however, in the case of observation and/or participation in waste characterizations and route audits, City shall have access to observe all steps of the protocols and techniques used in the sampling process. Such protocols and techniques include, but are not limited to, selection of routes, selection of materials from trucks utilizing an X and Y axis as described in Attachment N, actual

sampling, weighing of samples and recording of data utilizing data sheets as described in Attachment N. For on-route Residential lid flipping, if material is brought to a Processing Facility or transfer station for additional examination, or if an alternate sampling protocol (other than on-site lid flipping at Residences) is used, the same access described herein for characterizations and route audits shall be granted. Contractor shall accommodate early morning and late evening access to coincide with the characterizations, route audits and lid flipping, including sampling and all techniques and protocols associated therewith. City access shall be granted even during high traffic and high-volume times of the day at the facility. Appropriate safety precautions and procedures shall be employed.

Where photo-documentation or other media capture is required by City or its agents to verify Contractor's claims and/or reported tonnages, Diversion or other information, such material shall be stored at Contractor's facility in a location secured to Contractor's satisfaction. The City shall have the right to speak with any of Contractor's employees, where it is necessary to obtain clarification or pertinent detail that can best be provided by the employee(s), and to receive a response to any inquiries directed to such employees; and review and make copies (at City's expense) of any and all Contractor's operational and business records related to this Agreement. If City so requests, Contractor shall make specified personnel available to accompany City employees and/or City's agents on inspections. City's access to, and observation of activities and operations at each Processing Facility shall not be restricted or impaired in any way by Contractor.

City may periodically investigate Contractor's financial status to determine Contractor's financial capacity to continue to perform in accordance with this Agreement.

Such investigations will be done at the sole expense of City, using such City employees or independent agents as City deems appropriate. Contractor shall cooperate during such investigations and shall make available for inspection such records as the City, or its agents or authorized personnel, may request.

Contractor shall maintain a complete roster of employees and independent contractors providing service under this Agreement. The roster shall contain the name, job classification and such other information as City may require. The City may inspect the roster, and make a copy thereof at its expense, at any time during business hours. City shall have the right to observe Containers of MSW, Recyclable Materials, Yard Trimmings, Wood, Food Scraps, Stable Bedding/Manure, Construction and Demolition Debris and all other materials for the purpose of conducting waste audits and Contamination audits as needed during the Term.

11.05 Compliance Reporting. Contractor shall submit monthly, quarterly and annual reports to the City documenting the disposition of MSW, Recyclable Materials, Yard Trimmings, Wood, Compost, Stable Bedding/Manure, and Food Scraps, and shall format such reports so that they may be used by the City for City's compliance with the reporting requirements of the Act, SB 1383 and all Applicable Laws, or any other subsequently enacted federal, state or local laws, rules, or regulations governing integrated waste management. Contractor shall also comply with all requirements of AB 901 (PRC Sections 41821.5-41821.8) as it may be amended, and all regulations promulgated thereto, regarding reporting Tons to CalRecycle, the City and other agencies. The aggregation of tonnages permitted by AB 901 shall not alter any of Contractor's reporting requirements in this Agreement. The confidentiality provisions of AB 901 shall not apply

to any of Contractor's reports submitted pursuant to this Agreement. All Contractor's reports are subject to audit by City, or by a third-party designated by City. The accuracy of all required reports to be submitted by Contractor are of paramount importance to City. Such reports show how Contractor is tracking and allocating diverted Tons, Disposed Tons, residue Tons and Tons delivered to, and marketed from, Processing Facilities. The number of Tons diverted and Disposed directly impacts both the City's Diversion rate as calculated by the Act, and SB 1383, the City's costs of Diversion and of compliance with the Act and SB 1383. Therefore, City may take all necessary steps and actions to audit, analyze and review any tonnage discrepancies or any other discrepancies, in Contractor's calculations, allocations, tonnage tracking and submitted documentation and records.

11.05.A Reporting of Multi-Family and Commercial Tons Separately. As described in the definition of Commercial and Business Establishments in Attachment A, Contractor shall report all Tons collected at Multi-Family Dwelling Premises separately from Commercial Tons. This includes but is not limited to, Tons of MSW, Recyclable Materials, Food Scraps, Yard Trimmings, Stable Bedding/Manure, Wood and Construction and Demolition Debris. Contractor shall accomplish the separate tracking and reporting of Multi-Family Dwelling and Commercial Tons by the use of on-board scales and weighing each Bin as it is emptied into the Collection vehicle, record the weight, type of Customer for each lift (Multi-Family Dwelling or Commercial), Customer account and report the Tons for each Customer type daily for each route. For Cart Collection service Contractor shall utilize the allocation method in Attachment CC.

11.05.B Material Discrepancy in Data Reported.

In the event that City discovers any material discrepancy in Contractor's reported Diversion, Disposal, Tonnages, or any reported data required by this Agreement, City will notify Contractor and Contractor shall have fourteen (14) calendar days to explain or otherwise resolve the discrepancy or discrepancies to the satisfaction of City. If there remains any doubt or question about the accuracy of Contractor's calculations, allocations, documentation or disposition of Tons of MSW, Recyclable Materials, Yard Trimmings, Stable Bedding/Manure, Wood, Food Scraps, Construction and Demolition Debris, Compost, or any other materials, City may undertake a detailed examination of all information, documentation, calculations and other data.

In the event that there is a discrepancy between the levels of Contamination observed in on-site field Container Contamination audits of Multi-Family Dwelling or Commercial Containers, versus the level of Contamination determined by the Processing Facility characterization conducted pursuant to Attachment N, Contractor shall diligently work with City and/or City's agents to identify the sources of Contamination and reduce them to the limits required by law in order to comply with the Act. In the event such efforts do not result in agreement between the Contamination levels identified by the on-site field Container Contamination audits and the Contamination levels identified by the Processing Facility characterization, Contractor and City will work together to create a methodology that will provide the information needed to trace the Contamination back to the source(s) on the various routes.

Contractor shall reimburse City's actual costs up to seventy-five thousand dollars ($75,000) in each calendar year for such analysis, research, and review. Contractor shall

cooperate fully with City's efforts and shall provide in a timely manner all additional City-requested documentation, information, and records (both electronic and hard copy) and shall provide access to all City (and/or City's agents) requested documents and records both of Contractor and of the Processing Facilities used to process Tons Collected in City.

City will invoice Contractor for the actual cost of the additional tonnage and allocation review and Contractor shall pay the invoice within thirty (30) days of receipt. In the event that Contractor fails to pay City's invoice within thirty (30) days of receipt, interest shall accrue at the Prime Rate (as published in the Wall Street Journal as of the due date for payment of the invoice) plus five percent (5%).

11.06 Annual Route Audit. Contractor shall conduct an annual audit, during the month of April of each year of this Agreement, of all Collection routes for MSW and Recyclable Materials, Food Scraps, Yard Trimmings, and Wood. The audit shall include, at a minimum: (i) the route number, (ii) identification number of vehicles servicing each route, (iii) number and type of accounts serviced by route and by truck, (iv) number and sizes of Containers collected together with the frequency of Collection by route and by truck, (v) weight of MSW collected, (vi) weights of Single-Material Recyclables, Single Stream Recyclable Materials, Yard Trimmings, Food Scraps, Stable Bedding/Manure and Wood by route and by truck, (vii) densities for all routes audited in pounds per cubic yard, and (viii) any pertinent operational details. Results of the route audit shall be delivered to City in their entirety, including, but not limited to, maps of routes with each route numbered, survey sheets, logs, route lists, forms used to gather information, and other similar documents, within ten (10) working days of completion of the audit, and in no event later than May 20 of each year of the Term. The initial audit shall be performed in April 2026

with the report due by May 20, 2026. Said audit may be undertaken directly by Contractor or on behalf of Contractor by another party, but in either event shall be completed at Contractor's sole expense.

11.07 Characterization Studies and In-Field Container Contamination Audits. Contractor shall conduct the following characterization studies and audits as described in Attachment N:

11.07.A Characterization Studies. Contractor shall conduct characterization studies of the streams of materials being delivered to each Processing Facility using the protocols and at the frequencies described in Attachment N. The first Processing Facility characterization studies shall be conducted during 2025 as described in Attachment N. The characterization study reports shall include the items listed in Attachment N and be submitted to City at the frequencies described therein. City shall have the right to have City staff or City's representatives present during any of the study. Contractor shall give City a minimum of fifteen (15) calendar days written notice of the date and time Contractor shall conduct each study. The characterization studies and the reports on results shall be performed and prepared at Contractor's sole expense.

The results of the characterization study shall be put into use the first day of the month following submittal of the report to the City and approval of the report and allocation method by City, and shall be used to report Tons Diverted and Disposed by each Processing Facility for the City of Laguna Hills in the monthly reports submitted to City pursuant to Attachment K. Such results shall be used to report Tons Diverted and Disposed by each Processing Facility for the City of Laguna Hills until the results of the

next characterization study are approved by City. If and when Contractor is required to report to CalRecycle or any other agency, jurisdiction-specific Tons Diverted and Tons of Residue for each Processing Facility used by Contractor to process City's materials, Contractor shall report using the results of the Processing Facility characterization studies described herein.

11.07.B In-Field Container Contamination Audits. Contractor shall also conduct on-site field Container Contamination audits at Residential, Commercial and Business Establishments, using the protocols and at the frequencies described in Attachment N. The Contamination audit reports shall include the items listed in Attachment N and be submitted to City at the frequencies described therein. In-field Contamination audits shall commence as described in Attachment N. City shall have the right to have City staff or City's representatives present during any of the audits. Contractor shall provide City a schedule and list of locations/routes where audits will be conducted a minimum of fifteen (15) days prior to the first audits. The audits and the reports on results shall be performed and prepared at Contractor's sole expense.

11.08 Annual City Review of Contract Audits and Results. Each year of the Term, City shall have the right, but not the obligation, to conduct a review of the procedures used to perform all audits and characterization studies described in Sections 11.05, 11.06 and 11.07, as well as the protocols described in Attachment CC to allocate Cart tonnages for multi-jurisdictional Residential routes and cross-sector Cart Collection, and the results of said audits, studies and methodologies. If City desires to review the audit, characterization, and/or cross-jurisdictional/cross sector allocation results and/or

procedures, City will contact Contractor to schedule a meeting or series of meetings to discuss the procedures and results. At City's sole discretion, Contractor shall change the audit and/or characterization protocol, timing and frequency and/or the cross-jurisdictional cross sector allocation methodology as directed by City and shall put such changes into effect with the next audit and/or characterization. City's review of audit and study procedures may include review of Contractor and Processing Facility records and on-site visits to Contractor's facilities and Processing Facilities. City's (and/or City's agents) access to, and observation of activities and operations at each Processing Facility shall not be restricted or impaired in any way by Contractor.

11.09 Reporting of Adverse Information. Contractor shall promptly notify City and shall provide the City with three (3) copies (one to the Public Works Director, one to the City Manager and one to the City Attorney) of all claims, complaints, pleadings, demand letters, Notices of Violation, communications or other written material that sets forth or discusses Contractor's potential liability with respect to Contractor's performance of services under this Agreement, or with respect to collection services provided by Contractor in any other jurisdiction during the term of this Agreement. This shall include such documents as may be received from or sent by Contractor to the U.S. Environmental Protection Agency, California Environmental Protection Agency, CalRecycle, the Securities and Exchange Commission, or any other federal, state or local agency with jurisdiction over Contractor's operations, including but not limited to documents that may be filed in any federal or state court or arbitration. Copies shall be submitted to the City simultaneously with Contractor's filing or submission of such materials with said agencies.

Contractor's routine correspondence with said agencies need not be submitted to City but shall be made available to the City promptly upon City's written request.

In the event Contractor receives notification from the neighboring City of Lake Forest that said City is terminating its contract with Contractor, Contractor shall provide City with a copy of such notice within five (5) days of Contractor's receipt of the notice.

ARTICLE 12: INDEPENDENT CONTRACTOR

12.01 Contractor an Independent Contractor. In the performance of services under this Agreement, the Contractor shall be, and is, an independent contractor, and is not an agent or employee of the City. Contractor has and shall retain the right to exercise full control over the employment, direction, compensation and discharge of all Persons assisting Contractor in the performance of Contractor's services hereunder. Contractor shall be solely responsible for all matters relating to the payment of its employees, including compliance with social security, withholding and all other regulations governing such matters, and shall be solely responsible for Contractor's own acts and those of Contractor's employees and other agents.

12.02 No Partnership or Joint Venture Created. Nothing in this Agreement shall be construed as creating a partnership or joint venture between the City and Contractor, or as giving the City a duty to supervise or control the acts or omissions of any Person performing services or work under the Agreement.

12.03 No Entitlement to City Benefits. Neither Contractor nor its officers, employees, agents or subcontractors shall be entitled to any retirement benefits, healthcare benefits, workers' compensation benefits or any other benefits which accrue to any City employees, and Contractor expressly waives any claim it may have to acquire to such benefits. Contractor agrees to defend and indemnify City for any claims brought by Contractor's employees against City for such benefits.

ARTICLE 13. INDEMNITY, INSURANCE, BOND

13.01 General Indemnification. To the fullest extent permitted by law, Contractor shall indemnify, defend and hold harmless City, its elected or appointed officials, officers, employees, agents, consultants, volunteers, affiliate, assignees, representatives, attorneys, subsidiaries and affiliated entities and their respective heirs and assigns (collectively "Indemnified Parties") from and against any and all claims (individually a "claim", collectively "claims") including without limitation, claims for bodily injury, death, or damage to property, demands, obligations, damages, actions, causes of action, suits, losses, judgments, fines, penalties, liabilities, costs and expenses (including, without limitation, attorney's fees, disbursements and court costs) of every kind and nature whatsoever which may arise from or be in any way related directly or indirectly to City entering into this Agreement with Contractor, Contractor's breach of its obligations under this Agreement, or Contractor's performance of, or its failure to perform, its obligations under this Agreement. Claims subject to the Contractor's duty to defend and indemnify shall include, without limitation, (i) any claim concerning the validity of City entering into this Agreement or any ordinance or action based thereon, as well as the limits of City's authority with respect to the entering into Agreements, including the process for the approval of Agreements, exclusive or otherwise, (ii) any claim involving the collection of Municipal Solid Waste, arising out of the exercise of this Agreement by Contractor, (iii) claims by other entities disputing the rights and privileges granted by City in this

Agreement, or (iv) as specified under the provisions of Section 13.05 below concerning Hazardous Waste.

The foregoing indemnity shall not apply to the extent that the Claim is caused by the sole negligence or the willful misconduct of the Indemnified Parties, but shall apply if the Claim is caused by the joint negligence of Contractor and other Persons. Upon the occurrence of any Claim, Contractor, at Contractor's sole cost and expense, shall defend (with attorneys reasonably acceptable to City) the Indemnified Parties. This indemnity shall apply to all claims and liability regardless of whether any insurance policies are applicable. The policy limits shall not act as a limitation upon the amount of indemnification to be provided by Contractor. Contractor's duties to indemnify and defend shall survive the expiration or earlier termination of this Agreement.

Nothing in this section shall be deemed to require Contractor to defend or to indemnify the City for claims where the City is prohibited from imposing such duties on Contractor pursuant to Public Resources Code section 40059.1 or section 40059.2.

13.02 Insurance.

13.02.A Types and Amounts of Coverage. Without limiting Contractor's indemnification described in Section 13.01, Contractor shall procure from an insurance company or companies licensed to do business in the State of California and shall maintain in force at all times during the Term at Contractor's sole expense, the types and amounts of insurance listed in this Section 13.02 in a form acceptable to City. If Contractor

maintains higher limits than the minimums listed in this Section 13.02, the City shall be entitled to coverage for the higher limits.

13.02.A.1 Workers' Compensation and Employer's Liability. Contractor shall maintain workers' compensation insurance covering its employees in statutory amounts and otherwise in compliance with the laws of the State of California. Contractor shall maintain employer's liability insurance in an amount not less than One Million Dollars ($1,000,000) per accident or disease. Contractor shall not be obligated to carry workers' compensation insurance if (i) it qualifies under California law and continuously complies with all statutory obligations to self-insure against such risks; (ii) furnishes a certificate of Permission to Self-Insure issued by the Department of Industrial Relations; and (iii) furnishes updated certificates of Permission to Self-Insure periodically, at least annually, to evidence continuous self-insurance.

13.02.A.2 Comprehensive General Liability and Automobile Liability Policies. Contractor shall maintain comprehensive general liability insurance and automotive liability insurance with each policy having limits of not less than Ten Million Dollars ($10,000,000) per occurrence and Ten Million Dollars ($10,000,000) annual aggregate covering all claims and all legal liability for personal injury, bodily injury, death, and property damage, including the loss of use thereof, arising out of, or occasioned in any way by, directly or indirectly, Contractor's performance of, or its failure to perform, services under this Agreement.

The insurance required by this subsection shall include:

(i) Premises Operations (including use of owned and non-owned equipment);

(ii) Products and Completed Operations (including protection against liability resulting from use of Recyclable Materials by another Person);

(iii) Personal Injury Liability with employment exclusion deleted;

(iv) Broad Form Blanket Contractual with no exclusions for bodily injury, personal injury or property damage (including coverage for the indemnity obligations contained herein);

(v) Owned, Non-Owned, and Hired Motor Vehicles;

(vi) Broad Form Property Damage.

The comprehensive general liability insurance shall be written on an "occurrence" basis (rather than a "claims made" basis) in a form at least as broad as the most current version of the Insurance Service Office commercial general liability occurrence policy form (CG0001). If occurrence coverage is not obtainable, Contractor shall arrange for "tail coverage" on a "claims made" policy to protect City from claims filed within four years after the expiration or termination of this Agreement relating to incidents that occurred prior to such expiration or termination. Any excess or umbrella policies shall be on a "following form" basis.

13.02.A.3 Pollution Liability. Contractor shall maintain pollution liability insurance to include onsite, under-site and offsite coverage for bodily injury (including death and mental anguish), property damage, regulatory fines, defense costs and cleanup costs with minimum limits of Five Million Dollars ($5,000,000) each loss and Ten Million Dollars ($10,000,000) in the aggregate covering claims as a result of pollution conditions arising out of its operations under this Agreement. Non-owned Disposal site coverage shall be provided if Contractor is handling, storing or generating Hazardous

Waste or hazardous materials or any material or substance otherwise regulated under environmental laws or regulations.

13.02.A.4 Physical Damage. Contractor shall maintain comprehensive (fire and theft) physical damage insurance covering the vehicles and equipment used in providing service to City under this Agreement, with a deductible or self-insured retention not greater than One Hundred Thousand Dollars ($100,000). The deductible limit may be increased by City with acceptable proof of self-insurance. Notwithstanding the foregoing, Contractor shall be allowed to self-insure for physical damage to its vehicles provided Contractor provides adequate audited financial information to City and City is reasonably satisfied that Contractor has the financial net worth to cover any losses.

13.02.B Acceptability of Insurers. The insurance policies required by this section shall be issued by an insurance company or companies admitted to do business in the State of California, subject to the jurisdiction of the California Insurance Commissioner, and with a rating in the most recent edition of Best's Insurance Reports of size category VIII or larger and a rating classification of A or better.

13.02.C Required Endorsements. Without limiting the generality of Sections 13.02.A and B, the Worker's Compensation, General Liability, Automobile Liability, and Pollution Liability policies shall contain endorsements making the City and its Indemnified Parties including but not limited to elected or appointed officers, officials, employees, and agents and volunteers an additional insured with respect to liability arising out of work or operations performed by or on behalf of the Contractor including materials, parts or equipment furnished in connection with such work or operations. General liability

coverage can be provided in the form of an endorsement to the Contractor's insurance (at least as broad as ISO Form CG 20 10, CG 11 85 or both CG 20 10, CG 20 26, CG 20 33, or CG 20 38; and CG 20 37 forms if later revisions used).

Endorsement shall also be obtained that state that for any claims related to this Agreement, the Contractor's insurance coverage shall be primary and non-contributory insurance coverage at least as broad as ISO CG 20 01 with respect to the City, its officers, officials, employees, agents, and volunteers, and that any insurance or programs of self-insurance (including participation in risk pools) maintained by the City, its officers, officials, employees, agents, or volunteers shall be excess of the Contractor's insurance and shall not contribute with it. This requirement shall also apply to any Excess or Umbrella liability policies.

Each insurance policy required above shall provide that coverage shall not be canceled, except with notice to the City.

The Automobile Liability policy shall be endorsed to include Transportation Pollution Liability insurance, covering materials to be transported by Contractor pursuant to the contract. This coverage may also be provided on the Contractors Pollution Liability policy.

The Workers' Compensation policy shall be endorsed with a waiver of subrogation in favor of the City for all work performed by the Contractor, its employees, agents, and subcontractors.

13.02.D Delivery of Proof of Coverage. No later than ten (10) calendar days after execution of this Agreement by both parties, Contractor shall furnish City one or more certificates of insurance and required endorsements substantiating that each of the coverages and endorsements required hereunder are in force, in form and substance satisfactory to City. Such certificates shall show the type and amount of coverage, effective dates and dates of expiration of policies and shall be accompanied by all required endorsements. If City requests, copies of each policy, together with all endorsements, shall also be promptly delivered to City in one complete package. Contractor shall furnish renewal certificates to City to demonstrate maintenance of the required coverages throughout the Term. Each year on or before the renewal date for all insurance policies required herein, Contractor shall deliver to City a new package containing all insurance certificates with all of the required endorsements and copies of all insurance policies required by this Agreement.

The Contractor shall obtain the written consent of the City prior to changing insurers providing insurance under this Agreement, which consent shall not be withheld or delayed unreasonably.

13.02.E Other Insurance Requirements.

1. Contractor hereby grants to City a waiver of subrogation which any insurer may acquire against City, its officers, officials, employees, and volunteers, from Contractor by virtue of the payment of any loss. Contractor agrees to obtain any endorsement that may be necessary to affect this waiver of subrogation, but this provision

applies regardless of whether or not the City has received a waiver of subrogation endorsement from the insurer.

2. If the Contractor maintains broader coverage and/or higher limits than the minimums limits required above, the City requires and shall be entitled to the broader coverage and/or the higher limits maintained by the Contractor. Any available insurance proceeds in excess of the specified minimum limits of insurance and coverage shall be available to the City.

3. Self-insured retentions must be declared to and approved by the City. The City may require the Contractor to purchase coverage with a lower retention or provide proof of ability to pay losses and related investigations, claim administration, and defense expenses within the retention. The policy language for all policies shall provide, or be endorsed to provide, that the self-insured retention may be satisfied by either the named insured or Entity. City is not responsible for payment of premiums for or deductibles under any required insurance coverages.

4. In the event performance of any service is delegated to a subcontractor, Contractor shall require such subcontractor to provide statutory workers' compensation insurance and employer's liability insurance for all of the subcontractor's employees engaged in the work. The liability insurance required by Subsection 13.02.A.2 shall cover all subcontractors or the subcontractor must furnish evidence of insurance provided by it meeting all of the requirements of this Section 13.02.

5. Contractor shall comply with all requirements of the insurers issuing policies. The carrying of insurance shall not relieve Contractor from any obligation

under this Agreement, including those imposed by Section 13.01. If any claim is made by any third Person against Contractor or any subcontractor on account of any occurrence related to this Agreement, Contractor shall promptly report the facts in writing to the insurance carrier and to the City.

6. If Contractor fails to procure and maintain any insurance required by this Agreement, City may take out and maintain, at Contractor's expense, such insurance as it may deem proper and deduct the cost thereof from any monies due Contractor. Alternatively, the City may treat the failure as a Contractor Default, and not subject to any applicable cure period.

7. The Parties acknowledge that the market for insurance is subject to unforeseeable events which can affect the amount of coverage needed and pricing therefor. Accordingly, in the event the City determines that the services under this Agreement create an increased or decreased risk of loss to the City, Contractor agrees that the minimum limits of the insurance policies required by this Section may be changed accordingly upon receipt of written notice from the City; provided that Contractor shall have the right to appeal a determination of increased coverage to the City Council of City within ten (10) days of receipt of notice from the City.

13.03 Faithful Performance Bond. Not later than ten days after execution of this Agreement by both parties, Contractor shall file with City a bond securing the Contractor's faithful performance of its obligations under this Agreement. The principal sum of the bond shall be Two Million Dollars ($2,000,000). The form of the bond shall be as set out in Attachment L. The bond shall be executed as surety by a corporation admitted to issue

surety bonds in the State of California, regulated by the California Insurance Commissioner and with a financial condition and record of service satisfactory to City.

The term of the bond shall be not less than twelve (12) months. The bond shall be extended or replaced by a new bond in the same principal sum and maintained in duration without lapse for the term of the Agreement. Not less than ninety (90) days before any expiration of the bond, the Contractor shall furnish either a replacement bond or a continuation certificate substantially in the form attached as Attachment M, executed by the surety.

It is the intention of this Section 13 that there be in full force and effect at all times a bond securing the Contractor's faithful performance of the Agreement, throughout its Term.

13.04 Alternative Security. City may, in its sole discretion, allow Contractor to provide alternative security in the amount set forth in Section 13.03, in the form of (a) a prepaid irrevocable standby letter of credit in form and substance satisfactory to City and approved by the City Attorney and issued by a financial institution acceptable to City, or (b) a certificate of deposit in the name of the City with a term satisfactory to City and with a financial institution acceptable to City.

13.05 Hazardous Waste Indemnification.

A. Without regard to any insurance coverage or requirements, and without limiting the above general indemnification obligation in any way, Contractor specifically agrees to and shall, to the maximum extent permitted by law, defend (with counsel acceptable to City) reimburse, indemnify, and hold City and its past and present

officers, council members, employees, consultants and agents (hereinafter "Indemnified Parties") harmless from and against any and all claims, actions, liabilities, damages, demands, judgments, losses, costs, liens, expenses, suits, actions, attorneys' fees, consultant fees, penalties and any and all other losses, damages, fees and expenses of whatever kind or nature ("Claims") (including but not limited to response costs, investigative costs, assessment costs, monitoring costs, treatment costs, cleanup costs, removal costs, remediation costs, and similar costs, damages and expenses) that arise out of or are alleged to arise out of or in any way relate to any action, inaction or omission of Contractor that:

1. Results in any demand, claim, notice, order, or lawsuit, asserting that any Indemnified Party is liable, responsible or in any way obligated to investigate, assess, monitor, study, test, treat, remove, remediate, or otherwise cleanup, any Hazardous Waste (as defined herein); or

2. Relates to material collected, transported, recycled, Composted, processed, treated or disposed of by Contractor.

B. Contractor's obligations pursuant to this section shall apply, without limitation, to:

1. Any Claims brought pursuant to or based on the provisions of the Comprehensive Environmental Response, Compensation and Liability Act ("CERCLA"), 42 U.S.C. § 9601 et seq., the Resource Conservation and Recovery Act ("RCRA"), 42 U.S.C. § 6901 et seq., the California Hazardous Substances Account Act (California Health & Safety Code Sections 25300 et seq.), the California Hazardous

Waste Control Laws (California Health & Safety Code Sections 25100 et seq.), the California Porter-Cologne Act (California Water Code Section 13000 et seq.), and any and all amendments and regulations thereto, and any other Federal, State, regional or local environmental statutory or regulatory provision;

2. Any Claims based on or arising out of or alleged to be arising out of the ownership, use, lease, sale, design, construction, maintenance or operation of Contractor of any facility;

3. Any Claims based on or arising out of or alleged to be arising out of the marketing, sale, distribution, storage, transportation, Disposal, processing or use of any materials recovered by Contractor;

4. Any Claims based on or arising out of or alleged to be arising out of any breach of any express or implied warranty, representation or covenant arising out of or in connection with this Agreement.

C. The foregoing indemnity and defense obligations shall apply irrespective of the negligence or willful misconduct of Contractor or any Affiliate of Contractor.

D. For purposes of this Agreement, the term “Hazardous Waste” includes, without limitation, any material or substance which is: (i) petroleum or oil or gas or any direct or derivate product or byproduct thereof; (ii) defined as a "hazardous waste," "extremely hazardous waste" or "restricted hazardous waste" under Sections 25115, 25117 or 25122.7, or listed pursuant to Section 25140, of the California Health & Safety

Code, Division 20, Chapter 6.5 (Hazardous Waste Control Law); (iii) defined as a "hazardous substance" under Section 25316 of the California Health & Safety Code, Division 20, Chapter 6.8 (Hazardous Substance Account Act); (iv) defined as a "hazardous material," "hazardous substance," or "hazardous waste" under Sections 25501(p), (q), and (r) and 25501.1 of the California Health & Safety Code, Division 20, Chapter 6.95 (Hazardous Materials Release Response Plans and Inventory); (v) defined as a "hazardous substance" under Section 25281 of the California Health & Safety Code, Division 20, Chapter 6.7 (Underground Storage of Hazardous Substances); (vi) "used oil" as defined under Section 25250.1 of the California Health and Safety Code; (vii) asbestos; (viii) listed under Chapter 11 of Division 4.5 of Title 22 of the California Code of Regulations, or defined as hazardous or extremely hazardous pursuant to Chapter 10 of Division 4.5 of Title 22 of the California Code of Regulations; (ix) defined as waste or a hazardous substance pursuant to the Porter-Cologne Act, Section 13050 of the California Water Code; (x) designated as a "toxic pollutant" pursuant to the Federal Water Pollution Control Act, 33 U.S.C. Section 1317; (xi) defined as a "hazardous waste" pursuant to the Federal Resource Conservation and Recovery Act, 42 U.S.C. Section 6901, et seq. (42 U.S.C. § 6903); (xii) defined as a "hazardous substance" pursuant to the Comprehensive Environmental Response, Compensation and Liability Act, 42 U.S.C. Section 9601, et seq. (42 U.S.C. § 9601); (xiii) defined as "Hazardous Material" pursuant to the Hazardous Materials Transportation Act, 49 U.S.C. Section 5101, et seq.; (xiv) defined as such or regulated by any "Superfund" or "Superlien" law; (xv) any asbestos or asbestos-containing material; (xvi) any chemical which the Governor has identified as a chemical known to the State to cause cancer or reproductive toxicity pursuant to California Health

& Safety Code Section 25249.8; or, (xvii) any other federal, state or local law, statute, ordinance, code, rule, regulation, order or decree regulating, relating to, or imposing liability or standards of conduct concerning Hazardous Materials and/or oil wells and/or underground storage tanks and/or pipelines, as now, or at any time hereafter, in effect. The term "Hazardous Waste" shall also include any and all amendments to the above-referenced statutory and regulatory provisions made before or after the date of execution of this Agreement. Where there is a conflict in the definitions employed by two or more agencies having jurisdiction over Hazardous Waste, the term "Hazardous Waste" shall be construed to have the broader, more encompassing definition.

E. The provisions of this section shall not terminate or expire, shall be given the broadest possible interpretation and shall survive the expiration or earlier termination of this Agreement.

13.06 Integrated Waste Management Act Indemnification. The parties agree that Contractor's implementation of all programs in Attachment B is vital to the City's compliance with the Act and with SB 1383. Therefore, to the fullest extent permitted by law, Contractor agrees to indemnify and hold harmless the Indemnified Parties against all fines and/or penalties imposed by CalRecycle and/or the Air Resources Board: (i) based upon Contractor's failure to comply with laws, regulations or permits issued or enforced by CalRecycle, the Air Resources Board or the City; and/or (ii) caused or contributed to by the Contractor's failure to perform its obligations under this Agreement, including, but not limited to, implementation of all Diversion programs and other programs in Attachment B in the timeframes required. This indemnity obligation is subject to the limitations and

conditions in Public Resources Code Section 40059.1, but is enforceable to the maximum extent allowable by that Section. In the event that CalRecycle and/or the Air Resources Board imposes penalties, fees and/or sanctions against City, Contractor shall, in addition to paying the fines and penalties, pay all City's costs and fees for staff time, consultants, attorneys and all other costs of defending and resolving the issue of CalRecycle and/or the Air Resources Board issuing fines, penalties and/or sanctions against City.

13.07 Intellectual Property Indemnification. Contractor agrees to indemnify, hold harmless and defend the Indemnified Parties against any and all liability, including costs, for infringement of any United States' letters patent, trademark or copyright infringement.

ARTICLE 14: COMPENSATION TO CONTRACTOR

14.01 General. Contractor shall perform the services required by this Agreement in consideration for: (i) the right to charge customers the maximum rates set forth on Attachment D as they may be adjusted as provided in this Article, and (ii) the right to retain all revenues, if any, from the sale of Recyclable Materials, Yard Trimmings, Food Scraps, Compost, Wood (including revenue from creation, sale and use of energy) and Construction and Demolition Debris. The revenues received from these sources shall be the full, entire and complete compensation due to Contractor for all labor, equipment, materials and supplies, taxes, insurance, bonds, overhead, profit and all other things necessary to perform all the services required by this Agreement in the manner and at the times prescribed. City shall not be obligated to make any payments to Contractor under this Agreement, including, but not limited to, payments to compensate Contractor for delinquent or uncollectible amounts charged to Customers.

14.02 Applicable Rate Schedule. As part of the RFP process, Contractor proposed the following sets of rates:

Attachment D-1. Joint Rate Schedule for City and the City of Lake Forest Reflecting Economies of Scale for Operating in Both Cities. (Rates in Attachment D-1 are referred to as the “Initial Base Joint Rates”).

Attachment D-3. Stand-Alone Initial Base Rate for the City of Laguna Hills Reflecting Operations Solely in Laguna Hills With No Cross-Jurisdictional Economies of Scale.

The maximum rates which Contractor may charge for services provided commencing July 1, 2025 shall be those set forth in Attachment D-1. These are the "Applicable Maximum Rates". Pursuant to the terms of the MOU, the City of Lake Forest may decide to terminate its Agreement with Contractor. In such event, City will receive a minimum of one-hundred eighty (180) days' notice from the City of Lake Forest (unless an emergency situation occurs) and City shall notify Contractor that City will switch to the rates in Attachment D-3. In that event, Contractor and City shall calculate any adjustments to the rates in Attachment D-3 to account for the passage of time since the commencement of operations under the Agreement (as applicable) and to account for any new or changed City costs. Adjustments to the rates in Attachment D-3 to account for annual adjustments described in Section 14.04 shall be made using the methodology in Attachment J and changes to City costs shall be made using the methodology in Attachment W.

Contractor shall assist City with issuing all required notices to Customers regarding the change to the new rates as further described in Section 14.04.

14.03 Applicable Maximum Rates. Rates are established to encourage Customers to Divert the largest quantity possible of Recyclable Materials, Food Scraps and Yard Trimmings in order to reduce their monthly collection bill, by providing an incentive of fifty-percent (50%) for Diversion of Recyclable Materials, Yard Trimmings and Food Scraps compared with the rate for Disposing of such materials as MSW.

In the event Contractor is found to be charging any rate that is not listed in the Applicable Maximum Rates in Attachment D then in effect, Contractor shall, upon realization of this fact or upon receipt of notification from City, refund all such charges to

all affected Customers within thirty (30) days. In the event Contractor has charged a higher rate than the Applicable Maximum Rate listed in Attachment D, as may be increased under the various provisions of this Agreement, then the difference between the rate charged and the then-Applicable Maximum Rate shall be refunded. In the event Contractor has charged a lower rate than the Applicable Maximum Rate listed in Attachment D, Contractor shall not charge the Customer for the difference between the rate charged and the Applicable Maximum Rate; however, Contractor shall notify the Customer and give the Customer the option to continue to receive the service at the Applicable Maximum Rate listed in Attachment D, or to arrange for a different service or level of service. In such event, Contractor shall assist the Customer in selecting the most cost-effective service level and the corresponding Applicable Maximum Rate available in Attachment D.

Contractor shall not bill or otherwise charge any Customer for services that are not rendered. Upon discovery of any billing or charging of a Customer for services that were not rendered, Contractor shall refund the complete amount charged to the Customer within thirty (30) days.

Upon City request, Contractor shall provide City with a summary of any and all instances of (i) rates greater than the Applicable Maximum Rates listed in Attachment D being charged, and (ii) charges for services not rendered to Customers. Contractor shall report to City the refunds or other adjustments made for each of said Customers.

14.04 Annual Rate Adjustments. The Applicable Maximum Rates for services set forth in Attachment D shall be adjusted annually, to be effective July 1, 2026 and the July 1 for

each ensuing year of the Term (including any extensions pursuant to Section 3.03 and Section 10.01) in accordance with Attachment J. If Contractor bills Customers on a monthly basis, thirty days (30) prior to each annual automatic adjustment, Contractor shall provide written notice of the change in the Maximum Rates to Customers by printing the amount (percentage) of the rate adjustment on the Customer's bill (including both electronic and hard copy bills). Said notice shall include language stating that the Agreement between the City and Contractor provides for this annual adjustment. If Contractor bills Customers on a monthly basis, Contractor shall submit the language to be included on the Customer's bill (including both electronic and hard copy bills) for City's approval sixty (60) days prior to each annual automatic adjustment.

If Contractor bills Customers on a quarterly basis, ninety days (90) prior to each annual adjustment, Contractor shall provide written notice of the change in the Applicable Maximum Rates to Customers by printing the amount (percentage) of the rate adjustment on the Customer's bill (including both electronic and hard copy bills). Said notice shall include language stating that the Agreement between the City and Contractor provides for this annual adjustment.

The parties recognize that rates established under this Contract may be challenged as fees or charges for property-related services pursuant to California Constitution Article XIIID. The City intends to follow the requirements of that Article when adjusting rates, including, but not limited to, those rates set forth in Attachment D in an abundance of caution and without conceding its applicability. If a proposed rate adjustment may not be enacted as a result of a majority protest pursuant to Article XIIID, Section 6, or if rates in effect are reduced as a result of an initiative measure authorized

by Article XIII.C, Section 3, the City's inability to increase or maintain the rates as contemplated shall not constitute a breach of this Agreement. The parties shall promptly meet to discuss and determine how best to respond to such an occurrence.

14.05 Disposal Charge (Tip Fee) Adjustments. If the tip fee charged at Orange County Landfills (or whatever City designated Disposal Site is then in use) is changed (increased or decreased) for whatever reason including, but not limited to, new or increased taxes or regulatory fees, the Disposal portion of the maximum rates set forth in Attachment D shall be adjusted according to the provisions in Attachment J. Disposal Charges are a pass-through cost and Contractor shall not be entitled to receive or charge any profit, markup, overhead or administrative costs on Disposal Charges

14.06 Pavement Impact Costs. Operations conducted pursuant to this Agreement cause increased wear and tear on City streets in excess of such impacts for routine use of the streets due to the weight of the Collection vehicles, the idling time on route, and the numerous passes made by multiple trucks on streets on Collection days. Said operations accelerates the deterioration of streets and the need for City to repave and otherwise maintain said streets. City has conducted an engineering study and has calculated the increased costs due to operations under this Agreement. Contractor shall pay to City the Pavement Impact Costs in an annual amount of Three hundred seventy-four thousand, three hundred dollars ($374,300). One-twelfth of the Pavement Impact Costs shall be paid to City monthly beginning July 2025. Payments shall be made within thirty (30) days of the end of the calendar month.

The amount of the Pavement Impact Costs shall be adjusted annually commencing July 1, 2026 using the methodology described in Attachment W and the new amount will

be included in the annual rate adjustment described in Section 14.04 and Attachment J. If any City Pavement Impact Cost payment is not made by Contractor within thirty (30) days after the above-stated due date, and in addition to any other remedy provided by law, Contactor shall pay to City a penalty in an amount equal to ten percent (10%) per month, or portion thereof, of the amount owing until paid.

14.07 Regulatory Compliance Costs. In order to offset the City's costs in administering this Agreement in order to meet state-mandated requirements for Diversion and program implementation including, but not limited to, planning, monitoring and implementation of additional Diversion programs, additional public education on Diversion programs, technical consulting assistance on solid waste, recycling and other related issues, preparation of any studies required by the City or by CalRecycle related to compliance with the Act, preparation of required reports, documentation as well as creation and maintenance of the Implementation Record required by the Act and by SB 1383, monitoring of Contractor's performance under this Agreement, and any other City costs related to compliance with the Act, Contractor shall make an annual payment to City in the amount of Four hundred twenty-eight thousand, seven hundred seventy-five dollars $428,775. Commencing July 2025, Contractor shall remit one-twelfth of this amount to City on a monthly basis within thirty (30) days of the end of the calendar month for which the amount is being paid. The City may adjust the City Regulatory Compliance Costs on an annual basis (or less frequently) as needed to reflect actual costs, and in such event,

the new amount will be included in the annual rate adjustment described in Section 14.04 and Attachments J and W.

If any City Regulatory Compliance Cost payment is not made by Contractor within thirty (30) days after the above-stated due date, and in addition to any other remedy provided by law, Contactor shall pay to City a penalty in an amount equal to ten percent (10%) per month, or portion thereof, of the amount owing until paid.

14.08 Procurement Compliance Costs. SB 1383 requires the City to purchase a specific quantity of products produced from the Diversion of Food Scraps and Yard Trimmings. The City must procure a minimum of 2,486 tons of Compost and/or mulch annually to comply with this requirement. Contractor shall pay to City a total of Eighty-four thousand, three hundred twenty-two dollars ($84,322) per year for Compost/Mulch Procurement Costs. Commencing July 2025, Contractor shall remit one-twelfth of this amount to City on a monthly basis within thirty (30) days of the end of the calendar month for which the amount is being paid. The City may adjust the Procurement Compliance Costs on an annual basis (or less frequently) as needed to reflect actual costs, and in such event, the new amount will be included in the annual rate adjustment described in Section 14.04 and Attachments J and W.

If any City Procurement Compliance Cost payment is not made by Contractor within thirty (30) days after the above-stated due date, and in addition to any other remedy

provided by law, Contactor shall pay to City a penalty in an amount equal to ten percent (10%) per month, or portion thereof, of the amount owing until paid.

14.09 Adjustments to Rates in Attachment D Based on City-Directed Changes In Scope of Work. If the City has directed a change in the scope of work under Section 5.12, and either party believes that such change will increase or decrease the costs of providing service, the party which believes the maximum rates listed in Attachment D should be adjusted shall, within thirty (30) calendar days after issuance of the notice of scope change, submit to the other party a proposed adjustment to the Applicable Maximum Rates in Attachment D with complete supporting documentation of the cost calculations therein, and the parties shall thereafter meet and discuss the matter. City may request additional documentation, calculations and other information from Contractor in order to analyze information submitted by Contractor, or in order to make its own internal calculations of the cost change. Once the parties have formulated a cost adjustment, the City Council shall review the proposed adjustment and in the City Council's sole discretion, make the determination as to the appropriate amount of the adjustment. Only changes in Contractor's costs will be considered. No adjustment will be made to Contractor's compensation due to loss or reduction in any of the following: (a) Contractor's profits, and/or (b) decrease in Contractor's revenues at a Contractor-owned and/or Contractor-operated Processing Facility, including, but not limited to, Processing

Fees, revenues from sale of Recyclable Materials, Compost, Wood, and/or Processed Construction and Demolition Debris.

In the event the City-directed change of scope results in an increase in rates, the procedures in Section 14.04 for compliance with California Constitution Article XIIID shall be followed.

NOTE: The work to be performed by Contractor, including the scope of work in Attachment B, includes optional tasks and programs that City, in its sole discretion, may choose to implement during the Term (e.g. City-wide use of Bin Sensors described in Section 8.04.G). Contractor's proposal to City included costs for said optional tasks and programs (see maximum rates in Attachment D) to be charged to Customers for all of the optional tasks and programs in Attachment B. If City chooses to implement any of those program(s), the provisions of Section 5.12 and this Section 14.09 shall not apply. Instead, the maximum rate(s) for said program(s) shall be adjusted for the passage of time since the commencement of Collection operations pursuant to this Agreement, as described in Attachment J. The revenue from such rates, plus the revenue from sale of any Recyclable Materials, Diverted materials and any other products produced from materials Collected in City shall constitute the full and complete compensation to Contractor for implementing such program(s).

14.10 Adjustments to Rates in Attachment D-1 Due to Loss of Cross-Jurisdictional Efficiencies. The rates set forth in Attachment D-1 are based upon Contractor providing Collection, Diversion, Disposal and other services to City and to the neighboring City of Lake Forest which results in certain operational and other cost-saving efficiencies that

are reflected in said rates. In the unlikely event that the neighboring City of Lake Forest terminates its agreement with Contractor during the Term, the Applicable Maximum Rates shall be adjusted to be the rates in Attachment D-3, as may be adjusted for the passage of time under the terms of Attachments J and W. The adjustment method in Attachments J and W shall be used to calculate and apply the annual adjustment for each year of the Agreement since the commencement of Collection operations. These rates shall become effective on the date that the termination by neighboring City of Lake Forest of its collection services with Contractor becomes effective. If required by City, Contractor shall prepare and issue all required notices to Customers regarding the change to the Applicable Maximum Rates as further described in Section 14.04.

14.11 Other Fees. The City shall have the right to establish other fees and to collect such fees from Contractor, as City deems necessary in City's sole discretion, and nothing in this Agreement shall be deemed to limit the City's police/regulatory powers with respect to establishment of new regulations for the collection or disposal of waste or prevention of nuisances in the manner provided for by law. The amount, time and method of payment will be established similar to that described in Section 14.07. City shall provide Contractor with written notice of the establishment of any new fees along with the corresponding change in the maximum rates in Attachment D and the remittance schedule.

ARTICLE 15: DEFAULT AND REMEDIES

15.01 Events of Default. Each of the following shall constitute an event of default ("Contractor Default") hereunder:

A. (i) Contractor fails to perform its obligations under Articles 5, 6, 7 or 8 of this Agreement and the failure to perform is not cured within two (2) business days after receiving notice from the City specifying the breach; or (ii) in the case of any other breach of this Agreement, the breach continues for more than fifteen (15) calendar days after written notice from the City for the correction thereof.

B. There is a seizure or attachment of, or levy affecting possession of, the operating equipment of Contractor, including without limitation, its vehicles, maintenance or office facilities, of such proportion as to substantially impair Contractor's ability to perform under this Agreement, and which is not released, bonded or otherwise lifted within two (2) business days.

C. There is any termination or suspension from any cause (including labor unrest such as strike, work stoppage or slowdown, sickout, picketing, or other concerted job action) of the Contractor's ability to collect MSW, Recyclable Materials, Yard Trimmings, Food Scraps or Construction and Demolition Debris.

D. Contractor files a voluntary case for debt relief under any applicable bankruptcy, insolvency, debtor relief, or other similar law now or hereafter in effect, or consents to the appointment of or taking of possession by a receiver, liquidator, assignee, trustee, custodian, sequestrator (or similar official) of Contractor for any part of

Contractor's operating assets or any substantial part of Contractor's operating assets or any substantial part of Contractor's property used to provide service to City pursuant to this Agreement, or makes any general assignment for the benefit of Contractor's creditors, or fails generally to pay Contractor's debts as they become due or takes any action in furtherance of any of the foregoing.

E. A court having jurisdiction enters a decree or order for relief in respect of the Agreement, in any involuntary case brought under any bankruptcy, insolvency, debtor relief, or similar law now or hereafter in effect, or Contractor consents to or fails to oppose any such proceeding, and such proceeding remains undismissed or unstayed for a period of ninety (90) days or any such court enters a decree or order appointing a receiver, liquidator, assignee, custodian, trustee, sequestrator (or similar official) of the Contractor or for any part of the Contractor's operating equipment or assets, or orders the winding up or liquidation of the affairs of the Contractor.

F. Contractor fails to timely furnish an initial bond, or fails to furnish a replacement bond or a continuation certificate of the existing bond prior to expiration of the performance bond, as required by Section 13.03 of the Agreement, or fails to maintain in force any substitute security authorized by the City in lieu of performance bond at all times this Agreement is in effect, or Contractor fails to maintain all required insurance coverages in force at all times. The default shall occur immediately upon such failure without any necessity for notice from City of the breach. City shall have the right to give notice of termination under Section 15.02 immediately upon such default. Notwithstanding any other provision of this Agreement to the contrary, Contractor shall

not be entitled to an opportunity to cure any default comprising the failure to maintain all required insurance and/or the required bond.

G. Contractor fails to provide reasonable assurance of performance required under Section 16.10.

H. A representation or warranty contained in Article 2 proves to be false or misleading in a material respect as of the date such representation or warranty was made.

I. Contractor engages in, or is ostensibly engaging in any fraud or deceit upon City or makes a misrepresentation regarding information provided to City including, but not limited to, falsifying tonnage reports, reports of the results of characterization audits, Contamination audits, Customer Diversion program participation data, Contamination percentages, reports of Diverted Tons, reported implementation (or steps toward implementation) of Diversion programs required by this Agreement or provides information that is materially misleading in any report or documentation provided to the City.

J. Contractor fails to honor or perform any of its indemnity or defense obligations as specified in this Agreement.

K. Contractor, or any of its officers, directors or employees is found guilty of any crime related to the performance of this Agreement, or of any crime related to anti-trust activities, illegal transport or Disposal of Hazardous Waste or toxic materials, or bribery of public officials. The term “found guilty” shall be deemed to include any judicial

determination that Contractor, or any of Contractor's officers, directors or employees is guilty as well as any admission of guilt by Contractor or any of Contractor's officers, directors or employees including, but not limited to, the plea of "guilty", "*nolo contender",* "no contest" and "guilty to a lesser charge".

L. Contractor is found to have violated the Act, any Environmental Law, or any permit, order or rule of any regulatory agency in connection with Contractor's performance of this Agreement and such finding has become final and not subject to further appeal.

M. Contractor empties Containers of properly set out Recyclable Materials or Food Scraps/Yard Trimmings that contain less than twenty-five percent (25%) Contamination into a load of MSW, or transports Recyclable Materials and/or Food Scraps/Yard Trimmings to a Disposal site or other location at which the materials will not be Diverted.

N. Contractor fails to complete the annual brake inspection of each Collection vehicle and to submit Notice of Certification to City no later than May 1 of each year of the Term, as described in Section 8.03.G.

O. The issuance of four (4) or more vehicle, driver/operator or other citations for moving violations (including, but not limited to, exceeding the speed limit, unsafe speed, unsafe driving, reckless driving, running a red light, and unsafe turns) that relate in any way to operations performed pursuant to this Agreement within a twelve (12) month period.

P. Failure of Contractor to adhere to, perform, implement and complete all parts of the Implementation Plan described in Section 5.03 and Attachment C.

Q. Any act or omission by Contractor relative to services to be provided pursuant to this Agreement which violates the terms, conditions or requirements of this Agreement, or the Act, or any law or statute, ordinance, order, directive, rule or regulation issued pursuant to the Act. Any failure to correct or remedy any such violation within the time set in the written notice of violation or, if Contractor cannot reasonably correct or remedy the breach within the time set forth in such notice or in the event Contractor fails to commence to correct or remedy such violation within the time set forth in such notice and fails to diligently effect such correction or remedy thereafter.

15.02 Right to Suspend or Terminate Upon Default.

A. Upon any Contractor Default, City shall have the right to suspend or terminate this Agreement, in whole or in part. Such suspension or termination shall be effective thirty (30) days after City has given notice of suspension or termination to Contractor, except that such notice may be effective immediately if the Contractor Default is one which endangers the health, welfare or safety of the public. Notice may be given orally in person or by telephone to the representative of Contractor designated in or under Section 16.06 (or, if he/she is unavailable, to a responsible employee of Contractor) and shall be effective immediately. Written confirmation of such oral notice of suspension or termination shall be sent by personal delivery, electronic mail, facsimile, or other expedited means of delivery to Contractor within twenty-four (24) hours of the oral

notification. Contractor shall continue to perform the portion of the Agreement not suspended, in full conformity with its terms.

B. City will also have the right to suspend or terminate this Agreement, upon the same notice provisions, if Contractor's ability to perform is prevented or materially interfered with by a cause which excuses nonperformance under Section 16.12, despite the fact that nonperformance in such a case is neither a breach nor default by Contractor.

C. Upon issuance of a notice of termination or suspension of the Agreement to Contractor, City shall simultaneously notify the City of Lake Forest in writing of the issuance of said notice at the following address*:*

City of Lake Forest
100 Civic Center Drive
Lake Forest, California 92630
Attn: City Manager

15.03 Specific Performance. By virtue of the nature of this Agreement, the urgency of timely, continuous and high-quality service, the lead time required to effect alternative service, and the rights granted by City to Contractor, the remedy of damages for a breach hereof by Contractor is inadequate, and the City shall be entitled to injunctive relief to require Contractor to perform its obligations herein.

15.04 Use of Contractor Property Upon Default. In the event that Contractor fails to perform any of its obligations under Articles 5, 6, 7 or 8 and fails to perform such work within two (2) business days after notice from City, City shall have the right to use any of

Contractor's land, equipment, facilities and other property reasonably necessary for the provision of services hereunder and the billing and collection of fees for those services. The City shall have the right to continue use of such property until other suitable arrangements can be made for the provision of such services, which may include the award of a contract to another service provider.

15.05 Right to Perform. If this Agreement is suspended and/or terminated due to a Contractor Default, City shall have the right to perform and complete, by contract or otherwise, the work herein or such part thereof as it may deem necessary and to procure labor, equipment, and materials and incur all other expenses necessary for completion of the work and services provided for herein. If such expenses exceed the amounts which would have been payable to Contractor under this Agreement (by and through rates and customer payments for services rendered by Contractor) if such services had been fully performed by Contractor, then Contractor shall pay the amount of such excess to City.

15.06 Payment for Use of Contractor's Property. If the City invokes its rights to use Contractor's land, equipment, facilities, and other property pursuant to Section 15.04, and such use continues after the period of time for which Contractor has already been compensated, Contractor shall be entitled to the reasonable rental value of such property, which shall be offset against the damages due the City as a result of Contractor's Default. Contractor agrees that it will fully cooperate with the City to affect the City's use of such property. The City may immediately engage all or any personnel necessary for the provision of services, including, if the City so desires, employees previously employed by Contractor. Contractor further agrees, if the City so requests, to assist the City in securing the services of any or all management or office personnel employed by Contractor whose

skills are reasonably necessary for the continuation of services. The City agrees that it assumes complete responsibility for the proper, normal use of such equipment and facilities while in its possession. Contractor agrees that the City's exercise of its rights under this section: (i) does not constitute a taking of private property for which compensation must be paid; (ii) will not create any liability on the part of the City to Contractor other than the payment of reasonable rental value as provided for in this subsection; and (iii) does not exempt Contractor from the indemnity provisions of Article 13 which are meant to extend to circumstances arising under this Section.

15.07 Damages. Contractor shall be liable to City for all direct and consequential damages arising out of Contractor's Default. This section is intended to be declarative of existing California law. The City may offset such damages against any sums which would otherwise be due to Contractor.

15.08 City's Remedies Cumulative. City's rights to suspend or terminate the Agreement under Section 15.02, to obtain specific performance under Section 15.03, to cure under Section 15.04 and to perform under Section 15.05 are not exclusive, and City's exercise of one such right shall not constitute an election of remedies. Instead, they shall be in addition to any and all other legal and equitable rights and remedies that the City may have, including a legal action for damages, including incidental, consequential and/or special damages under Section 15.07.

15.09 Liquidated Damages. The parties acknowledge that consistent, courteous and efficient Collection of MSW, Recyclable Materials, Yard Trimmings and Construction and Demolition Debris is of utmost importance and City has considered and relied on Contractor's representations as to its quality of service commitment in entering into this

Agreement. The parties further recognize that quantified standards of performance are necessary and appropriate to ensure consistent and reliable service. The parties further recognize that if Contractor fails to achieve the performance standards, City and its residents will suffer damages and that it is and will be impracticable and extremely difficult to ascertain and determine the exact amount of damages that City will suffer. Therefore, the parties agree that the following liquidated damage amounts represent a reasonable estimate of the amount of such damages considering all of the circumstances existing on the date of this Agreement, including the relationship of the sums to the range of harm to City that reasonably could be anticipated and anticipation that proof of actual damages would be costly or inconvenient. In placing their initials at the places provided, each party specifically confirms the accuracy of the statements made above and the fact that each party had ample opportunity to consult with legal counsel and obtain an explanation of this liquidated damage provision at the time that this Agreement was made.

Contractor Initial Here: _____ City Initial Here: _____

Contractor agrees to pay to City (as liquidated damages and not as a penalty) the amount set forth below, all of which shall be adjusted upward annually using the procedure and calculations set forth in Section 14.03 of the Agreement and Attachment J. Where liquidated damages apply after a specified number of Contractor's failures to comply within a one (1) year period, the one (1) year or annual period shall mean the preceding twelve (12) months including the month in which the most recent failure occurred.

A. Collection Reliability		
1	For each failure to commence service to a new Customer account within seven calendar (7) days after order, for basic level of service including MSW, Recyclable Materials, and co-collected Food Scraps/Yard Trimmings in excess of five (5) such failures annually on or after July 1, 2025	$150.00
2	For each failure to collect a Container containing MSW, Recyclable Materials, Food Scraps/Yard Trimmings from a Single Family Dwelling Premises which has been properly set out for Collection, from an established Customer, on the scheduled Collection day, including regular and Saturday service, in excess of two-hundred fifty (250) such failures annually.	$100.00 per Container
3	For each failure to collect MSW, Recyclable Materials, Food Scraps/Yard Trimmings which has been properly set out for Collection, from the same Customer on two (2) consecutive scheduled Collection days.	$150.00
4	For each instance of collecting MSW, Recyclable Materials, or Food Scraps/Yard Trimmings outside of Collection hours described in Section 5.08	$150.00
5	Failure to deliver new Carts for MSW, Food Scrap/Yard Trimmings at all Single Family Dwellings by September 30, 2025	$5.00 per Residence
6	Failure to Collect properly containerized, acceptable HHW from a Residential Premises during the scheduled Collection day in excess of 5 occurrences annually	$100 per Residence per day until Collected
B. Collection Quality		
1	For each occurrence of damage to private property which is not corrected to the satisfaction of the City within thirty (30) days of the damage and which exceed five (5) such occurrences annually	$250.00
2	For each failure to properly return any empty Single Family Dwelling Cart in a location at curb or in alley to avoid pedestrian or vehicular traffic impediments or to place the Cart in an upright position, in excess of twenty (20) such occurrences annually	$50.00 per occurrence

3	For each occurrence of discourteous behavior to a Customer:	$250.00
4	For each occurrence of excessive noise as defined in Section 5.09.B.	$500.00
5	For each failure to properly tarp a Roll Off Box during transportation of the Box.	$100 per incident
6	For each failure to clean up MSW, Recyclable Materials, Food Scraps/Yard Trimmings, Stable Bedding/Manure, Wood or other materials blown, scattered or dropped from Carts or Bins, within the prescribed timeframe in Section 5.10.A, in excess of five (5) such failures annually.	$150.00
7	For each failure to conform to the requirements of Sections 8.03.E.2, Cleaning; 8.03.E.3, Painting; 8.03.E.4, Maintenance; 8.03.G, Brake Inspections; 8.03.L, Operation; 8.04.E, Cleaning, Painting and 8.05.C, Uniforms, which exceed in any or a combination of categories in excess of five (5) such occurrences annually	$150.00
8	Failure to display Contractor's name and Customer service telephone number on each Collection vehicle	$100 per incident per day
9	Emptying a Cart or other Container containing Recyclable Materials, Yard Trimmings, Food Scraps, Combined Yard Trimmings/Food Scraps or Stable Bedding/Manure into an MSW Collection vehicle; emptying a Cart or other Container containing MSW into a Recyclable Materials, Stable Bedding/Manure or Food Scrap/Yard Trimmings Collection vehicle; emptying a Cart or other Container containing Yard Trimmings/Food Scraps or Stable Bedding/Manure into a Recyclable Materials Collection vehicle; emptying a Cart or other Container containing Stable Bedding/Manure into a Collection vehicle dedicated solely to Collecting Yard Trimmings or Yard Trimmings/Food Scraps. [Note: if a non-dedicated Collection vehicle is Collecting both Yard Trimmings or Yard Trimmings/Food Scraps and also Stable Bedding/Manure, that is permissible and does not constitute a failure.] [Note: If any single pass trucks are utilized, each material must be kept separated within the body of the vehicle. Failure to keep the materials separated shall constitute a failure incident.]	$1,000 per incident

10	Disposal of Recyclable Materials, Food Scraps, Stable Bedding/Manure and/or Yard Trimmings in a Disposal Facility except as provided in this Agreement	$1,000 per incident
11	For each Ton of Yard Trimmings used as Alternative Daily Cover	$150 per ton
12	For each failure to provide the City with a minimum of 7,700 tons per year of guaranteed capacity for processing Recyclable Materials and Single Material Recyclables at the Clean MRF described in Attachment O.	$95 per ton of processing capacity not provided
13	For each failure to provide the City with a minimum of 6,000 tons per year of guaranteed capacity for processing Co-Collected Food Scraps and Yard Trimmings at the Facility described in Attachment P.	$95 per ton of processing capacity not provided
14	For each failure to provide the City with a minimum of 600 tons per year of guaranteed capacity for Processing Source-Separated Food Scraps at the Facilities described in Attachment P.	$95 per ton of processing capacity not provided
15	For each failure to provide the City with a minimum of 3,900 tons per year of guaranteed capacity for processing Construction and Demolition Debris at the Facility described in Attachment Q.	$95 per ton of processing capacity not provided
16	For each failure to provide the City with a minimum of 900 tons per year of guaranteed capacity for processing Stable Bedding/Manure at the Facility described in Attachment BB.	$50 per ton of processing capacity not provided
C. Responsiveness to Customer		
1	For each failure to initially respond to a Customer complaint within eight (8) working hours:	$100.00
2	For each failure to conform to the litter abatement requirements of Section 5.10.	$250.00
3	Failure of Contractor to maintain an average hold time of ninety (90) seconds or less as required by Section 9.04.C.2.	$500 per month that 90-second average hold time is exceeded

4	Contractor's use of a "robo" or automated voice return call to a Customer instead of a live customer service representative making the promised return call as described in Section 9.04.C.2	$500 per incident in excess of 5 incidents within a 12 month period
5	Failure or neglect to resolve a Customer complaint relating to missed Collection within the time set forth in Section 9.05.	$100.00 per incident per Customer
6	Failure to notify Customers of changes in route days as required in Attachment B, Section 1.	$500.00 per occurrence
7	Failure to resolve customer complaint to satisfaction of City within 5 business days	$500.00 per occurrence
8	Failure to resolve customer complaint such that the Customer calls City to resolve issue.	$100 per customer call in excess of 5 calls per month
9	For each failure to repair or replace a missing or damaged Cart within 2 business days of request from City or Customer	$50 per day
10	For each failure to remove graffiti from Carts, or to replace with Carts bearing no graffiti, within 2 business days of request from City or Customer	$50 per day
11	For each failure to deliver a Roll Off Box to a Customer within forty-eight (48) hours of Customer request.	$200 per incident, plus $100 per day for each business day the Box is not delivered
12	Failure to have Contractor drivers in uniform identifying them as employees of Contractor	$100 per incident
D. Timeliness of Submissions to City		
1	Any report required to be submitted to City by Contractor pursuant to this Agreement shall be considered late until such time as a correct and complete report is received by City. Monthly, quarterly and annual reports must contain all information required in Attachment K. All other required reports must contain the information specified in this Agreement. For each business day (excluding weekends and the holidays listed in Section 5.08 of the Agreement) a report is late, the daily liquidated damage amount shall be:	
	1. Monthly report	$100.00 per day

	2. Quarterly report	$250.00 per day
	3. Annual report	$500.00 per day
	4. All other reports	$100.00 per day
2	Failure to provide records requested by City within 30 days of City request	$250 per day until completed
3	Failure of Contractor to provide requested access to on-board GPS data or video camera footage within five (5) business days of City request. In the event of a crash/injury/fatality, failure to provide access to on-board GPS data or video camera footage to law enforcement within the timeframe requested by police, sheriff, public safety or other law enforcement.	$100.00 per day
E. Accuracy of Billing		
1	Each Customer billing for Extra Services in Attachment D that is not prepared in accordance with list of maximum rates in Attachment D:	$250.00 per occurrence
F. Personnel		
1	Each day after the July 1, 2025, City does not receive services of one (1) Recycling Coordinator (excluding Coordinator's holiday, vacation and sick leave days) during the Term as required by Section 8.05.H.	$500.00 per business day
3	Failure to designate qualified Contractor Representative on or before January 15, 2025 as required by Section 16.07.B.	Fifty dollars ($50) per business day until completed
4	Failure of Contractor Representative or City Day-to-day contact person to timely respond to City within 24 hours of a written, email, or telephone request.	Fifty dollars ($50) per business day until response is received
5	Failure to have a vehicle operator properly licensed.	$250 per incident per day
G. Vehicles and Equipment		
1	Each day Contractor fails to have in service Clean Air Vehicles as required by Article 8.	$500.00/vehicle

2	Failure to label Carts with labels, hot stamp, and/or decals as described in Attachment B Sections 1 and 2; and/or failure to provide SB 1383 color-coded Carts and lids as required in Attachment B, Sections 1 and 2.	Fifty dollars ($50) per cart per business day until corrected
3	Failure to provide all trucks and other vehicles listed in Attachment F (including all required on-board equipment, electronics and technology listed in Agreement Section 8.03) on or before July 1, 2025, [Exception for Zero Emission Vehicle if extension of time approved by City pursuant to Section 8.03.]	One hundred dollars ($100) per vehicle not placed in service per business day until completed. One hundred Dollars ($100) per vehicle per business day without the required technology until it is supplied.
4	Failure to install collision avoidance system on any vehicles operating in the City per Section 8.03 by July 15, 2025.	$250.00 per vehicle per day
5	Failure to distribute a kitchen pail to a Customer that has requested one and is willing to pay the replacement cost.	$25 per household
H. Diversion Program Implementation, Compliance Reporting and Audits		
1	Failure to distribute public education materials to all Single Family Dwellings on route within the timeframe specified in Attachment N, Section 1 after finding a twenty-five percent (25%) or higher Contamination rate for that route during waste characterization studies. If the failure continues after the initial assessment of liquidated damages, the liquidated damages are re-assessed for each additional thirty (30) day period the failure continues.	$5,000/per route
2	Failure to place hang-tag and photo-document instances of Contamination encountered during Residential on-site field audits of Carts for Contamination as described in Section 2 of Attachment N.	$250/instance of failure to tag/photo-document Contamination
3	Failure to perform required number of waste characterizations per contract year as described in Attachment N. [Total of eighteen (18) characterizations per year.]	$5,000 per missed characterization
4	Failure to perform required number of on-site field Carts and Bins Contamination audits per contract year as described in Attachment N [Total of twelve (12) on-site field Carts and Bins Contamination audits per year].	$5,000 per missed audit

5	Failure to perform Cart Contamination audits at required number (5%) of Residences for each semi-annual audit as described in Attachment N.	$50 per household below the 5% requirement in any audit
6	Failure to submit reports on characterizations and Contamination audits within required timeframe in Attachment N.	$100/report for each day the report is late
7	Failure to notify City of date(s) and time(s) for characterizations and Contamination audits at least 30 days prior to the characterization or audit.	$250 per day that is less than 30 days
	Failure of Contractor to "fully implement" one or more of the required Diversion Programs at a Commercial or Business Establishment after thirty (30) day warning notification from City as required in Section 3 of Attachment B. If the failure continues after the initial assessment of liquidated damages, the liquidated damages are re-assessed for each additional thirty (30) day period the failure continues.	$700 per failure
I. Cooperation with Service Provider Transition		
1	For each day routing information requested by City in accordance with Section 16.13 is not received after City established due dates, both for preparation of a request for proposals and for new service providers implementation of service.	$1,000 per day
2	For each day delivery of keys, access codes, remote controls, or other means of access to Customer carts is delayed beyond 1 day prior to new service provider servicing Customers requiring special access, as described in Section 16.13.	$1,000 per day
3	For delay in not meeting the requirements contained in Section 16.13 in a timely manner, in addition to the daily liquidated damages in Subpart I ("Cooperation with Service Provider Transition"), numbers 1 and 2.	$25,000
J. Public Education and Outreach		
1	For each failure to provide the residential outreach materials required in Section 5 of Attachment B during the initial six-month start-up of Agreement.	$2 for each subject matter brochure per household/unit that did not receive the outreach material(s)
2	Failure to produce the commercial educational video as described in Section 5 of Attachment B by July 1, 2025.	$9,000

3	Failure to produce the residential educational video as described in Section 5 of Attachment B by March 31, 2026.	$7,000
4	Failure to produce the social media content for distribution via the City social media channels as described in, and by the dates contained in, Section 5 of Attachment B	$2,000 for each failure to produce the content by the date(s) specified in Section 5, Attachment B
5	For each failure to provide the annual residential outreach materials as described in Section 5 of Attachment B by the dates contained in Section 5 of Attachment B	$2 for each subject matter brochure per household/unit that did not receive the outreach material(s)
6	For each failure to provide the annual commercial outreach materials as described in Section 5 of Attachment B by the dates contained in Section 5 of Attachment B	$2 for each subject matter brochure per business that did not receive the outreach material(s)
7	For each failure to provide the commercial outreach materials required in Section 5 of Attachment B during the initial six-month start-up of Agreement.	$2 for each subject matter brochure per business that did not receive the outreach material(s)

City may determine the occurrence of events giving rise to liquidated damages through the observation of its own employees, agents or representatives; through photo-documentation, audio recordings and other records created by Contractor; and/or through information, audio recordings, and photo-documentation provided by Residents, other Persons and/or Customers or through City's investigation of Customer complaints, or any other evidence made available to City.

Prior to assessing liquidated damages, City shall give Contractor notice of its intention to do so. The notice will include a brief description of the incident(s)/non-

performance. Contractor may review (and make copies at its own expense) all non-confidential information in the possession of the City relating to incident(s)/non-performance. Contractor may, within ten (10) days after receiving the notice, request a meeting with the City Manager or his or her designee. Contractor may present evidence in writing and through testimony of its employees and others relevant to the incident(s)/non-performance. The City Manager or his or her designee will provide Contractor with a written explanation of his or her determination on each incident(s)/non-performance prior to authorizing the assessment of liquidated damages. The decision of the City Manager or his or her designee shall be final.

15.09.1 Amount. The City may assess liquidated damages for each calendar day or event, as appropriate, that Contractor is determined to be liable in accordance with this Agreement.

15.09.2 Payment. Contractor shall pay any liquidated damages assessed by City within ten (10) days after they are assessed.

City's right to recover liquidated damages for Contractor's failure to meet the service performance standards shall not preclude City from obtaining equitable relief for persistent failures to meet such standards nor from terminating the Agreement for such persistent failures.

15.10 No Actions for Damages Against City. Contractor acknowledges that City's approval of this Agreement is a legislative act. No action for damages shall exist in any situation in which Contractor asserts City has failed to comply with any of its obligations

hereunder, and Contractor's sole remedy in any such situation shall be to bring a writ of mandate to seek to compel City to comply with its obligations under this Agreement.

ARTICLE 16: OTHER AGREEMENTS OF THE PARTIES

16.01 Compliance with Law; Non-Discrimination. In providing the services required under this Agreement, Contractor shall at all times comply with all applicable laws of the United States, the State of California and City, with all applicable rules and regulations promulgated by federal, state, regional or local administrative and regulatory agencies, now in force and as they may be enacted, issued or amended during the Term and with all permits affecting the services to be provided. Contractor shall not discriminate nor permit discrimination against any Person in a manner prohibited by federal or state law.

16.02 Assignment. Contractor acknowledges that this Agreement involves rendering a vital service to the City's residents and businesses, and that the City has selected Contractor to perform the services specified herein based on: (i) Contractor's experience, skill and reputation for conducting their operations in a safe, effective and responsible fashion, and (ii) Contractor's financial resources to maintain the required equipment and services and to support its indemnity obligations to the City under this Agreement. The City has relied on each of these factors, among others, in choosing Contractor to perform the services to be rendered by Contractor under this Agreement.

16.02.A City Consent Required. Contractor shall not assign its rights or delegate or otherwise transfer its obligations under this Agreement to any other Person (including an Affiliate) without the prior written consent of City, which shall be rendered by City at its

sole discretion. Any such assignment made without the consent of City shall be void and the attempted assignment shall constitute a Contractor Default.

16.02.B Assignment Defined. For the purpose of this Section, "assignment" shall include, but not be limited to: (i) a sale, exchange or other transfer to a third party of substantially all of Contractor's assets dedicated to service under this Agreement; (ii) a sale, exchange or other transfer of outstanding common stock of Contractor, to a third party which results in a change of control of Contractor; (iii) any dissolution, reorganization, consolidation, merger, re-capitalization, stock issuance or reissuance, voting trust, pooling agreement, escrow arrangement, liquidation or other transaction which results in a change of ownership or control of Contractor; (iv) any assignment by operation of law, including insolvency or bankruptcy, an assignment for the benefit of creditors, a writ of attachment for an execution being levied against this Agreement, appointment of a receiver taking possession of Contractor's property, or transfer occurring in the event of a probate proceeding; and (v) any combination of the foregoing (whether or not in related or contemporaneous transactions) which has the effect of any such transfer or change of ownership, or change of control of Contractor.

16.02.C Consent Requirements. If Contractor requests City's consideration of and consent to an assignment, City may deny or approve such request in its complete discretion. No request by Contractor for consent to an assignment need be considered by City unless and until Contractor has met the following requirements:

16.02.C.1 Contractor shall undertake to pay City its reasonable expenses for consultants, attorneys' fees and investigation costs necessary to investigate the suitability

of any proposed assignee, and to review and finalize any documentation or contracts required as a condition for approving any such assignment;

16.02.C.2 Contractor shall furnish City with audited financial statements of all of the proposed assignee's operations for the immediately preceding three (3) operating years;

16.02.C.3 Contractor shall furnish City with satisfactory proof: (i) that the proposed assignee has at least ten (10) years of solid waste/recycling collection and management experience on a scale equal to or exceeding the scale of operations conducted by Contractor; (ii) that in the last five (5) years, the proposed assignee has not been the subject of any administrative or judicial proceedings initiated by a federal, state or local agency having jurisdiction over its operations due to an alleged failure to comply with federal, state or local laws or that the proposed assignee has provided City with a complete list of such proceedings and their status; (iii) that the proposed assignee conducts its operations in a safe and environmentally conscientious manner, in accordance with sound solid waste and recycling management practices in full compliance with all federal, state and local laws regulating the Collection and Disposal of MSW, Recyclable Materials, Food Scraps, Yard Trimmings, Stable Bedding/Manure, Wood and Construction and Demolition Debris and all Environmental Laws; and (iv) of any other information required by City to ensure the proposed assignee can fulfill the terms of this Agreement in a timely, safe and effective manner.

16.03 Subcontracting. Contractor shall not engage any subcontractors or independent contractors to perform any of the services required of it by this Agreement without the

prior written consent of City. Contractor shall notify the City no later than ninety (90) days prior to the date on which it proposes to enter into a subcontract. City may approve or deny any such request in its sole discretion.

Contractor may, in cases of emergency, engage subcontractors for up to seven (7) consecutive calendar days. Contractor shall give prompt notice to City of any such emergency subcontracting and any such engagement must be approved by City in writing if it is to extend beyond seven (7) calendar days, or if Contractor wishes to renew it after an interval of less than thirty (30) calendar days.

16.04 No Affiliated Entity. Contractor will not form or use any Affiliated Entity to perform any of the services or activities which Contractor is required or allowed to perform under this Agreement, other than as a subcontractor approved by City under Section 16.03.

16.05 Contractor's Investigation; No Warranties by City. Contractor has made an independent investigation, satisfactory to it, of the conditions and circumstances surrounding the Agreement and the work to be performed by it, and the Recycling, Source Reduction and other Diversion programs now in effect in the City.

Contractor has carefully reviewed the information in the Request for Proposals and Addenda, if any, and the Source Reduction and Recycling Element adopted by the City under the Act.

While City believes that the information contained in the Request for Proposals and any Addenda is substantially correct, City makes no warranties in connection with this Agreement, including but not limited to the accuracy or completeness of the information contained in the Request for Proposals and Addenda Nos. 1 through 10. The

City also expressly disclaims any warranties, either express or implied, as to the merchantability or fitness for any particular purpose of Recyclable Materials, Yard Trimmings, Wood, Food Scraps, Stable Bedding/Manure, Wood, Construction and Demolition Debris and all other materials to be Collected pursuant to this Agreement.

16.06 Notice. All notices, demands, requests, proposals, approvals, consents and other communications which this Agreement requires, authorizes or contemplates shall, except as provided in Section 15.02, be in writing and shall either be personally delivered to a representative of the parties at the address below or be deposited in the United States mail, first class postage prepaid (certified mail, return receipt requested), addressed as follows:

If to City: City Manager
City of Laguna Hills
24035 El Toro Road
Laguna Hills, California 92623

with a copy to the City Attorney at the same address

If to Contractor: Chrystal Denning, Vice President
CR&R Incorporated
11292 Western Avenue
Stanton, California 90680

A notice given in accordance with this Section may change the address to which communications may be delivered from time to time.

16.07 Representatives of the Parties.

16.07. A Representatives of City. References in this Agreement to "City" shall mean the Laguna Hills City Council and all actions to be taken by City shall be taken by

the City Council except as provided herein. The City Council may delegate, in writing, authority to the City Manager, and/or to other City officials and may permit such officials, in turn, to delegate in writing some or all of such authority to subordinate officers. Contractor may rely upon actions taken by such delegates if they are within the scope of the authority properly delegated to them. City hereby delegates administration of the Agreement to the City Manager, who may delegate in writing specified authority to subordinate officers and staff of City. City may change such delegation of administration of the Agreement at any time and in such event shall notify Contractor in writing of the change.

16.07.B Representative of Contractor. Contractor shall, by the Effective Date, designate in writing a responsible officer who shall serve as the representative of Contractor ("Contractor Representative") in all matters related to the Agreement and shall inform City in writing of such designation and of any limitations upon his or her authority to bind Contractor. City may rely upon action taken by such designated representative as actions of Contractor unless they are outside the scope of the authority delegated to him/her by Contractor as communicated to City.

16.08 Right to Inspect Contractor Operations. City (and/or City's agents) shall have the right, but not the obligation, to observe and inspect all of the Contractor's operations under this Agreement. In addition, upon reasonable notice and without interference with Contractor's operations, City may review and copy any of Contractor's operational and business records related to this Agreement. If City so requests, Contractor shall make

specified personnel available to accompany City employees (and/or City's agents) on inspections and shall provide electronic copies of records stored in electronic media.

16.09 Maintenance and Review of Records, Submission of Reports. Contractor shall compile, on a daily basis, accurate records of its operations in sufficient detail to allow for accurate determinations of all matters that require periodic determination under this Agreement. City (and/or City's agents) shall have the right during regular business hours to review and make copies of (at City's expense) any documents relevant to this Agreement, including, but not limited to, Contractor's billing and collection records, tonnage reports, diversion records, weight tickets, route lists, maps and records maintained in electronic, magnetic and other media.

Contractor shall prepare and submit complete, accurate and timely reports on forms provided or approved by City as described in Attachment K.

16.10 Right to Demand Assurances of Performance. If Contractor: (i) persistently suffers the imposition of liquidated damages under Section 15.09; (ii) is the subject of any labor unrest including work stoppage or slowdown, sickout, picketing or other concerted job action; (iii) appears in the reasonable judgment of City to be unable to regularly pay its bills as they become due; or (iv) is the subject of a civil or criminal proceeding brought by a federal, state, regional or local agency for violation of an Environmental Law, City may, at its option and in addition to all other remedies it may have, demand from

Contractor reasonable assurances of timely and proper performance of this Agreement, in such form and substance as the City may require.

16.11 Contractor Designated As City's Authorized Recycling Agent. Pursuant to Public Resources Code Section 40105 and California Code of Regulations Title 14, Division 2, Chapter 5, Subchapter 8, City designates Contractor as City's "Authorized Recycling Agent" for purposes of receiving payments for Contractor-Collected Recyclable Materials including but not limited to California Redemption Value payments.

16.12 Force Majeure. Contractor shall not be in default of its obligations under this Agreement in the event, and for so long as, it is impossible or extremely impracticable for it to perform its obligations due to an "act of God" (including, but not limited to, flood, earthquake or other catastrophic events), war, insurrection, riot, or other similar cause not the fault of, and beyond the reasonable control of, the party claiming excuse (each, a "Force Majeure event"). The following are not force majeure events: epidemics, pandemics, labor unrest, picketing, strikes, work stoppage or slowdown, sickouts or other concerted job actions. A party claiming excuse under this Section must (1) have taken reasonable precautions, if possible, to avoid being affected by the cause, and (2) notify the other party in writing within five (5) calendar days after the occurrence of the event specifying the nature of the event, the expected length of time that the party expects to be prevented from performing, and the steps which the party intends to take to restore its

ability to perform. The party claiming excuse under this Section shall use its best efforts to remedy its inability to perform as quickly as possible.

16.12.A Force Majeure. Contractor shall not be excused from the performance of its obligations under this Agreement except where Contractor's failure to perform is due to a Force Majeure event, as defined in this Agreement.

16.12.B Obligation to Restore Ability to Perform. Any suspension of performance by Contractor pursuant to this Section shall be only to the extent, and for a period of no longer duration than, required by the nature of the event. In the event Contractor claims excuse from any of Contractor's obligations in this Agreement, Contractor shall use its best efforts in an expeditious manner to remedy its inability to perform and mitigate damages that may occur as result of the event.

16.12.C Notice. Contractor shall deliver to City a written notice of intent to claim excuse from performance under this Agreement by reason of a Force Majeure event. Notice required by this Section shall be given promptly in light of the circumstances, but in any event not later than five (5) calendar days after the occurrence of the Force Majeure event. Such notice shall describe in detail the claimed Force Majeure event, the services impacted by the claimed Force Majeure event, the expected length of time that Contractor expects to be prevented from performing, the steps which Contractor intends to take to restore its ability to perform, and such other information as the City reasonably requests.

16.12.D City's Rights in the Event of Force Majeure. The partial or complete interruption or discontinuance of Contractor's services caused by a Force Majeure event shall not constitute an event of default under this Agreement. Notwithstanding the

foregoing: (i) the City shall have the right to make use of Contractor's facilities and equipment in accordance with Sections 15.04 and 15.06 of this Agreement in the event Contractor is unable to collect and dispose of MSW as required herein and such non-performance is excused by a Force Majeure event; (ii) if Contractor's excuse from performance for reason of Force Majeure continues for a period of thirty (30) calendar days or more, the City shall have the right, in its sole discretion, to immediately terminate this Agreement; and (iii) if Contractor's inability to collect and dispose of MSW continues for fourteen (14) days or more from the date by which Contractor gave or should have given notice under Section 16.12.C above, the City may terminate this Agreement.

16.13 Cooperation During Transition. At the expiration or earlier termination of the Term, Contractor shall cooperate fully with the City to ensure an orderly transition to any and all new service providers. In addition, during the last twelve (12) months of the Term, Contractor shall allow prospective operators to observe its operations and shall make available to City all records and reports required to be submitted by this Agreement for use in the transition including, but to limited to, complete route lists and maps, customer account lists including customer name, address, type and frequency of service, billing information, and number, type and location of all Containers deployed by Contractor within City.

16.14 No Damages for Invalidation of Agreement. If a final judgment of a court of competent jurisdiction determines that this Agreement, or any portion thereof, is illegal or

was unlawfully entered into by the City, neither party shall have any claim against the other for damages of any kind (including but not limited to loss of profits) on any theory.

16.15 Diversion Programs Not Restricted. Nothing in this Agreement shall restrict City's participation or non-participation, or the nature or extent of its participation in, any Recycling and Diversion program(s), developed or operated by City, other agencies, or by one or more residents, businesses, commercial, industrial or retail operators, or other Persons, within City or other jurisdictions.

16.16 Reports as Public Records. The reports, records and other information submitted (or required to be submitted) by Contractor to City are public records within the meaning of that term in the California Public Records Act, Government Code Section 6250 *et seq.* Unless a particular record is exempted from disclosure by the California Public Records Act, it must be disclosed to the public by the City upon request.

ARTICLE 17: MISCELLANEOUS PROVISIONS

17.01 Governing Law. This Agreement shall be governed by, and construed and enforced in accordance with, the laws of the State of California.

17.02 Jurisdiction. Any lawsuits between the parties arising out of this Agreement shall be brought and concluded in the courts of the State of California, which shall have exclusive jurisdiction over such lawsuits. With respect to venue, the parties agree that this Agreement is made in and will be performed in Orange County and the exclusive venue is the Superior Court located in Orange County.

17.03 Binding on Successors. The provisions of this Agreement shall inure to the benefit of, and be binding on, the successors and permitted assigns of the parties.

17.04 Parties in Interest. Nothing in this Agreement is intended to confer any rights on any Persons other than the parties to it and their permitted successors and assigns.

17.05 Waiver. The waiver by either party of any breach or violation of any provisions of this Agreement shall not be deemed to be a waiver of any breach or violation of any other provision nor of any subsequent breach of violation of the same or any other provision. The subsequent acceptance by either party of any monies that become due hereunder

shall not be deemed to be a waiver of any pre-existing or concurrent breach or violation by the other party of any provision of this Agreement.

17.06 Attachments. Each of the attachments, identified as Attachments "A" through "OO" is attached hereto and incorporated herein and made a part hereof by this reference.

17.07 Entire Agreement, Integration. This Agreement, including the Attachments, represents the full and entire agreement between the parties with respect to the matters covered herein and supersedes all prior negotiations and agreements, either written or oral.

17.08 Section Headings. The article headings and section headings in this Agreement are for convenience of reference only and are not intended to be used in the construction of this Agreement nor to alter or affect any of its provisions.

17.09 Interpretation. This Agreement shall be interpreted and construed reasonably and neither for nor against either party, regardless of the degree to which either party participated in its drafting.

17.10 Amendment. This Agreement may not be modified or amended in any respect except by a writing signed by the parties.

17.11 Severability. If a court of competent jurisdiction holds any non-material provision of this Agreement to be invalid and unenforceable, the invalidity or unenforceability of such provision shall not affect any of the remaining provisions of this Agreement which

shall be enforced as if such invalid or unenforceable provision had not been contained herein.

17.12 Costs and Attorneys' Fees. The prevailing party in any action brought to enforce the terms of this Agreement or arising out of this Agreement may recover its reasonable costs expended in connection with such an action from the other party.

17.13 References to Laws. All references in this Agreement to laws, rules, and regulations shall be understood to include such laws, rules, and regulations as they may be subsequently amended or re-codified, unless otherwise specifically provided. In addition, references to specific governmental agencies shall be understood to include agencies that succeed to or assume the functions they are currently performing.

17.14 City's Municipal Code. Contractor is aware of the provisions of City's Municipal Code relating to the Collection and Disposal of solid waste, specifically Title 5, Chapter 5-32 of the Laguna Hills Municipal Code, including the right of City to amend those provisions. Contractor shall comply with all provisions of Title 5, Chapter 5-32 as they may be amended.

City may, in its sole discretion, determine whether and in what circumstances enforcement of provisions of the City's Municipal Code relating to the obligation of owners and occupants of Premises to use the services of Contractor is in the public interest. City undertakes no obligation, by virtue of this Agreement, to Contractor to enforce such provisions through civil actions, or termination of other utility services provided by City.

17.15 Non-Discrimination. Contractor shall not discriminate, nor permit any City-approved subcontractor to discriminate, in the provision of services or the employment of

Persons engaged in the performance of this Agreement on account of race, color, religion, sex, age, national origin, ancestry, physical handicap, sexual orientation, marital status or medical condition in violation of any applicable federal, state or local law.

17.16 Guaranty. No later than ten (10) days before the Effective Date of this Agreement, Contractor shall furnish a properly executed Guaranty of its performance under this Agreement, in the form shown on Attachment Z.

IN WITNESS WHEREOF, City and Contractor have executed this Agreement as of the day and year first above written.

CONTRACTOR

By: _____
Clifford R. Ronnenberg

Title: Chairman and CEO

Date: _____

By: _____
David Ronnenberg

Title: President and Secretary

Date: _____

CITY OF LAGUNA HILLS

By: _____
Dave Wheeler, Mayor

ATTEST:

CITY CLERK

By: _____
Jennifer Lee, City Clerk

APPROVED AS TO FORM

By: _____
Gregory E. Simonian

List of Contract Attachments

A	Definitions
B	Detailed Scope of Work for Collection And Diversion Operations
C	Implementation Plan
D1, D3	D-1 Proposed Rates to be Charged Assuming Cross-jurisdictional Efficiencies between Lake Forest and Laguna Hills
	D-3 Proposed Rates to be Charged Assuming No Cross-jurisdictional Efficiencies – City of Laguna Hills Rates
E1-2	E-1 Cart Specifications
	E-2 Numbers and Types of New Containers to be Furnished by Contractor and Cart Specifications
F1-4	F-1 New Collection Vehicles to be Furnished by Contractor
	F-2 Plan to Provide Light-Weight Collection Vehicle by Contractor
	F-3 Zero Emission Vehicles to be Furnished by Contractor
	F-4 Plans to Incorporate On-Board Technology to be Provided by Contractor on Collection Vehicles to Increase Safety and Efficiency and for Contamination Monitoring
G	Contractor-Furnished Personnel and Names of Key Personnel
H	Contractor's Plan for Bulky Collection Day
I	Landfill Contract With County of Orange
J	Annual Adjustment of Maximum Rates Contractor May Charge
K	Reports to be Submitted to City
L	Performance Bond
M	Bond Continuation Certificate
N	Processing Facility Characterizations & On-Site Field Container Contamination Audit Protocols
O	Clean Materials Recovery Facility(ies)
P	Compost Processing Facilities
Q	Construction & Demolition Debris Processing Facility(ies)
R	Ball Aluminum Cups for Special Events
S	Olyns Cube Reverse Vending Machine
T	List of City-Sponsored Events
U	HHW and Sharps Collection Program Details
V	Bin Sensors to be Provided by Contractor
W	Annual Adjustment for Change in City Regulatory Compliance Costs, Procurement Compliance Costs and Pavement Impact Costs
X	Efficiencies Gained from Cross-Jurisdictional Collection Routes
Y	Contractor's Complete Proposal To City

Z	Guaranty
AA	Minimum Required Duties of Recycling Coordinators
BB	Stable Bedding and Manure Processing Facility
CC	Allocation Methodology for Multi-Jurisdictional Residential Routes and Cross-Sector Cart Collection
DD	Use of On-board Scales to Accurately Report Tonnage Collected on Commercial and Multi-family Cross-jurisdictional Routes
EE	List of City Facilities
FF	Not Used
GG	Kitchen Food Scrap Container
HH	Internal Commercial Food Scrap Container
JJ	Landscaper Self-Certification Diversion Form
KK	Plan to Comply with California Air Resources Board Advanced Clean Fleets Program During Term of the Agreement
LL	Laguna Hills Bus Shelter Locations List
MM	Not Used
NN	Projected Growth in City
OO	Contractor's Telephone and Customer Service System

ATTACHMENT A
Definitions

Act: "Act" means the California Integrated Waste Management Act of 1989 (Public Resources Code Section 40000, *et seq*.) as amended and as implemented by regulations of CalRecycle or its successor.

Affiliate: "Affiliate" means any Person who or which is related to the Contractor by virtue of a direct or indirect ownership interest or common management. Affiliates include (1) a Person in which the Contractor has a direct or indirect ownership interest, (2) a Person which has a direct or indirect ownership interest in Contractor, and (3) a Person which is owned or controlled by any person which has a direct or indirect ownership interest in Contractor.

For purposes of determining whether an indirect ownership interest exists, the constructive ownership provisions of the Internal Revenue Code, in effect as of the Effective Date, shall apply except that "ten percent (10%)" shall be substituted for "fifty percent (50%)" in Section 318(a)(2)(C) and Section 318(a)(3)(C).

Agreement: "Agreement" means this Agreement between the City and Contractor dated as of _____, 2024, including all attachments, and any amendments hereto.

Alternative Daily Cover or "ADC": "Alternative Daily Cover" or "ADC" means cover material other than earthen material placed on the surface of the active face of a Municipal Solid Waste landfill at the end of each operating day to control vectors, fires, odors, blowing litter and scavenging. Federal regulations require landfill operators to use six (6) inches of earth material as daily cover unless other materials are allowed as alternatives. CalRecycle has approved eleven (11) ADC material types. Generally, these materials must be processed so that they do not allow gaps in the exposed landfill face. As of January 1, 2020, Yard Trimmings cannot be used as ADC and are counted as Disposed tons for purposes of the Act. [See Section 7.09 for the prohibition on use of materials collected in City, as well as products, byproducts and residue from processing Collected materials, as ADC.]

Applicable Laws: "Applicable Laws" means all federal, state, county and local laws, regulations, rules, orders, judgments, decrees, permits, approvals or other requirements of any governmental agency having jurisdiction over an aspect of this Agreement that are in force on the Effective Date, and as may be enacted, issued, or amended thereafter, including, without limitation, City's Municipal Code and the Act, and all subsequent amendments or enactments to the Act, AB 939, SB 1374, AB 1594, AB 311, AB 1826, and SB 1383, and all applicable regulations enacted by CalRecycle.

Applicable Maximum Rates: "Applicable Maximum Rates" means the maximum rates in Attachment D that Contractor is authorized to impose on customers during the term of the Agreement, as described in Article 14, as such rates may be adjusted over time pursuant to Attachments J and W, or modified under Sections 5.12 and Section 14.09 of the Agreement.

Authorized Customer Representative: "Authorized Customer Representative" means the Person (including but not limited to, the owner or on-site manager) who has decision-making authority to subscribe to Collection services provided by Contractor and to approve payment of the bills for MSW, Recyclable Materials, Food Scrap/Yard Trimmings and all other Collection services provided by Contractor. The Authorized Customer Representative may be the Resident themselves, or for an HOA or gated community the Authorized Customer Representative may be

the property management company, property manager or other designee hired or appointed by the board of the HOA or the community. In cases where a Customer has retained the services of a waste broker or waste arranger, the Authorized Customer Representative is the Person who has been given the decision-making authority by the Customer for the subject Residential Premises within the City.

Backyard/Sideyard Collection: "Backyard/Sideyard Collection" or "Backyard Collection" or "Sideyard Collection" means Collection of MSW, Recyclable Materials and/or Food Scraps/Yard Trimmings at a Single Family Dwelling Premises from the side yard, backyard, behind a gate and/or in a storage "closet" or other location requiring the driver to exit the Collection vehicle to retrieve the Carts, roll the Carts to the Collection vehicle, empty the Carts and return the Carts to their original location. Backyard/Sideyard Collection is provided at no additional charge to Disabled Persons and for an additional charge to other Single Family Dwelling Residents.

Bin Sensors: "Bin Sensors" means electronic and/or other wireless devices that have the capability of monitoring and alerting the business, the Contractor and/or the City regarding the fullness of the Bin, whether or not the Bin has been emptied (tipped), and visualizing the contents of the bin. Some bin sensors may have the capability to provide photographs of materials in the Bin. As the technology for Bin Sensors develops, Bin Sensors may also become capable of detecting Contamination (as defined herein) in Bins.

Biomass Conversion Facility: "Biomass Conversion Facility" or "Biomass Facility" means a facility which uses controlled combustion of the following materials (when separated from MSW) to produce electricity or heat: (1) agricultural crop residue; (2) bark, lawn, yard and garden clippings; (3) leaves, silviculture residue, tree and brush prunings; (4) wood, wood chips and Wood waste; or (5) non-recyclable pulp or non-recyclable paper. [See Section 7.09 for the prohibition on use of Biomass Facilities for materials Collected in City.]

Bulky Items: "Bulky Items" means furniture, mattresses, couches and loveseats (including sleeper sofas), chairs and other small pieces of furniture, water heaters, refrigerators, ranges, washers, dryers, dishwashers, and other similar items (often referred to as "white goods"), and other large, bulky or heavy objects not normally discarded on a regular basis at Residences including Single Family Dwellings, Multi-Family Dwellings and Commercial and Business Establishments. Bulky Items does not include the following: automobile bodies, Construction and Demolition Debris, tires, oil, antifreeze and other hazardous substances, Household Hazardous Waste, Electronic Waste, Universal Waste, fluorescent bulbs, household batteries, MSW, Recyclable Materials, Food Scraps, Yard Trimmings. [See also the definition of "Household Hazardous Waste" for materials Collected by Contractor as part of the Household Hazardous Waste Door-to-Door Collection program].

CalRecycle: "CalRecycle" means the California Department of Resources Recycling and Recovery, the successor agency to the former California Integrated Waste Management Board.

Cart: "Cart" means a Container with a hinged lid and wheels serviced by an automated or semi-automated truck with a capacity of 32-35 gallons, 60-67 gallons, or 90-100 gallons.

ATTACHMENT A
Definitions

City: "City" means the City of Laguna Hills, a municipal corporation, and all of the territory lying within the municipal boundaries of the City as presently existing or as such boundaries may be modified during the Term.

City Day-to-Day Contact Person: "City Day-to-Day Contact Person: is the person designated by Contractor to be the City staff's main contact for operational issues, billing questions and disputes, Customer complaints that are not being resolved, and all other Customer and operational problems or questions that arise on a daily basis.

Clean Air Vehicle: "Clean Air Vehicle" means a vehicle whose engine design uses a fuel that is in full compliance with all federal, state and local air quality laws, rules and regulations including but not limited to the California Air Resources Board's Advanced Clean Fleet regulations and the South Coast Air Quality Management District's rules and regulations including, but not limited to, Rule 1193. Clean Air Vehicles include, but are not limited to, vehicles powered by electricity, clean natural gas, liquefied natural gas, and hydrogen.

Clean Materials Recovery Facility (Clean MRF): "Clean Materials Recovery Facility" or "Clean MRF" means a materials recovery facility, or that portion of thereof that processes Recyclable Materials such as Single-Material Recyclables and Single Stream Recyclable Materials, containing no more than the maximum residue allowed by CalRecycle permit regulations (currently, 10% residue).

Collection: "Collection" or "Collect" means the taking of physical possession of MSW, Recyclable Materials, Yard Trimmings, Food Scraps, Construction and Demolition Debris or other materials from Customers, and their transport to a Processing Facility, transfer station or landfill.

Commercial and Business Establishments or Commercial: "Commercial and Business Establishments" or "Commercial" means any premises occupied by stores, offices, office buildings, federal, state and local government offices (excluding schools), warehouses, factories, hotels, motels, restaurants and other Commercial facilities providing goods or services and all other premises used for other purposes than dwelling houses. For purposes of the implementation of programs described in Attachment B, all Tonnage tracking and reporting described in Article 11, and the Incentives described in Article 10, "Commercial Tons" shall include only Tons Collected from Commercial and Business Establishments and shall not include any Tons Collected from Multi-Family Carts or Bins. [See Article 11.]

Community Association: "Community Association" means a Homeowner's Association, an association that governs a gated community, or any other organized elected or appointed governing entity for a group of residences located in City.

Community Composting Site: "Community Composting Site" means any activity that Composts Yard Trimmings, Food Scraps, and agricultural material alone or in combination, and the total amount of feedstock and Compost on-site at any time does not exceed one hundred (100) cubic yards and seven hundred fifty (750) square feet, as specified in CCR 17855(a)(4).

Compactor: "Compactor" means an enclosed rectangular or square metal container containing a ramrod to condense and compress the contents, and is typically used to store MSW, Yard Trimmings, Recyclable Materials, Food Scraps, Organics or other materials. Compactors may be

small (3 cubic yards and 4 cubic yards) for use on Commercial Premises, or large (10 cubic yards, 20 cubic yards, 30 cubic yards and 40 cubic yards) for use at large Commercial businesses, construction sites, hotels, supermarkets and other large retail stores. A special vehicle equipped with hooks and a winch to pull the Compactor on to the railed bed of the vehicle transports compactors.

Compost: "Compost" is the product resulting from the controlled biological decomposition of organic material that are source-separated from the MSW stream and that has been sanitized through the generation of heat and processed to further reduce pathogens' (PFRP), as defined by the U.S. EPA (Code of Federal Regulations Title 40, Part 503, Appendix B, Section B), and stabilized to the point that it is beneficial to plant growth. Compost bears little physical resemblance to the raw material from which it originated. Compost is an organic matter source that has the unique ability to improve the chemical, physical, and biological characteristics of soils or growing media. It contains plant nutrients but is typically not characterized as a fertilizer.

Compost Appliance: "Compost Appliance" means an enclosed on-site device that utilizes aerobic microbial digestion of food scraps to produce compost or other soil amendment(s). Compost Appliances may be utilized by residents, restaurants, hospitals, cafeterias and any other generators of Food Scraps.

Compost Facility: "Compost Facility" means a facility that processes one or more of the following that have been source-separated from MSW: Food Scraps, Yard Trimmings, Wood, and Food-Soiled Paper such as paper napkins and paper towels by means of outdoor windrow composting, aerated static pile composting, covered composting, vermiculture, or other outdoor composting methods or covered composting with use of either finished Compost or fabric, synthetic or other type(s) of cover(s) applied to the compost piles. Compost Facility also includes in-vessel Composting that is not anerobic digestion.

Compost Hub: "Compost Hub" means a location hosting small scale Composting in bins, piles, windrows, vermiculture, or by other means where residential Food Scraps are Composted and the finished Compost is used for on-site community gardens, other local uses in parks, landscaping, etc. and/or taken by residents to home garden and landscaping projects. Compost Hubs are often located in gardens, common areas of residential developments, parks, schools, places of worship or workplaces. Compost Hubs generally offer training in composting, reduction of food waste, soil enrichment, and related topics. Some Compost Hubs offer tool lending libraries and seed banks.

Compost Products: **"**Compost Products" means mulch, gravel, soil amendments, special Compost blends (such as for specific agricultural uses or crops) and all other products created or produced from Food Scraps, Wood, and/or Yard Trimmings Collected from within City.

Construction and Demolition (C&D) Debris: "Construction and Demolition Debris" or "C&D Debris" means all inert material of every nature, description or kind, which has resulted from the building or demolition of a structure, pavements, sidewalks, curbs, gutters, and other concrete structures, including all lumber scraps, shingles, plaster, sheetrock, packaging, rubble, brick, stone, concrete, asphalt, dirt, rock and other building materials.

ATTACHMENT A
Definitions

Construction and Demolition (C&D) Debris Processing Facility: **"**Construction and Demolition (C&D) Processing Facility" means a facility that accepts C&D Debris for separation. Materials separated may be further processed to prepare them for sale or re-use (e.g. removing nails from wood, grinding of concrete and asphalt). The facility then markets the materials for re-use.

Container or Containers: **"**Container" or "Containers" means any object designed and used to hold MSW, Recyclable Materials, Food Scraps, Yard Trimmings, Wood or Construction and Demolition Debris to be Collected by the Contractor. Containers include Carts, Bins, open-top Roll Off Boxes, and Compactors.

Containerized: "Containerized" means MSW, Recyclable Materials, Food Scraps/Yard Trimmings or Stable Bedding/Manure placed in a Cart or a Bin with the lid in a fully closed position. Containerized also includes MSW, Recyclable Materials, Food Scraps/Yard Trimmings and Stable Bedding/Manure placed in a Roll Off Box.

Contamination or "Contaminant": "Contamination" or "Contaminant" means materials which are not specified for Collection in particular Carts, Bins or Roll Off Boxes or for processing at any Processing Facility and which would either interfere with such processing or reduce the quality and value of the Recovered Materials. For example, metals and plastics constitute "Contamination" if placed in a green-lidded Cart designated to contain only Food Scraps and Yard Trimmings. Tree trimmings constitute "Contamination" if placed in a blue-lidded Recyclable Materials Cart. Contamination of MSW means the presence of Divertible Materials in the MSW Cart such as Recyclable Materials, Food Scraps, and/or Yard Trimmings.

Contractor: "Contractor" means CR&R Incorporated.

County: "County" means the County of Orange.

Customer: "Customer" means the owner, occupant, tenant or user of Premises at which MSW, Recyclable Materials, Yard Trimmings, Food Scraps, Bulky Items, Electronic Waste, Universal Waste and/or Household Hazardous Waste is generated and collected by Contractor. The Customer is the Person Generating such materials. The Customer may be a separate Person from the Authorized Customer Representative, who may arrange for and/or pay for, Collection service provided by Contractor.

Dirty MRF or Dirty Materials Recovery Facility: "Dirty MRF" or "Dirty Materials Recovery Facility" means a facility or that certain portion of a facility that processes MSW to separate Recyclable Materials, Yard Trimmings, Food Scraps, Construction and Demolition Debris and other Divertible Materials for sale to end users.

Divertible or Divertible Materials: "Divertible" or "Divertible Materials" means Recyclable Materials, Food Scraps, Yard Trimmings, Stable Bedding/Manure, Wood, Construction and Demolition Debris, Food Soiled Paper (if directed by City), Electronic Waste, Universal Waste, and all other materials that can be diverted from Disposal. Divertible Materials includes, but is not limited to, all materials required to be Diverted from Disposal by City, CalRecycle or any state or federal agency.

ATTACHMENT A
Definitions

Disabled Persons: "Disabled Persons" means Customers that have been issued a handicapped placard from the California Department of Motor Vehicles, received written documentation from a medical doctor, or otherwise obtained approval to receive special Disabled Person services pursuant to this Agreement.

Disposal: "Disposal" or "Disposed" means the burying of MSW at a fully permitted landfill.

Disposal Charge: "Disposal Charge" means the cost, charge or tip fee at a Disposal Site that is paid by Contractor.

Disposal Site: "Disposal Site" means the City-designated landfill(s), or other facility(ies) used for the Disposal of MSW. "Disposal Site" also includes the City-designated transfer station(s) used to transfer MSW delivered in Collection vehicles into larger trucks and trailers which transport the MSW to the City-designated landfill(s).

Diversion: "Diversion" or "to Divert" means any combination of Recycling, sorting, Composting, and/or other Processing activities conducted at a Clean MRF, a Compost Facility, a Construction and Demolition Debris Processing Facility or another City-approved Processing Facility in order to prepare, use and/or market the materials for reuse, remanufacture, reconstitution or to otherwise return the materials to the economic marketplace and to prevent the materials from being Disposed in a landfill.

Diversion Programs: "Diversion Programs" means Collection of Recyclable Materials, Yard Trimmings, Food Scraps, Wood, Construction and Demolition Debris, and processing of said materials at a Clean MRF, a Compost Facility, a Construction and Demolition Debris Processing Facility or other Processing Facility. Diversion Programs include all programs operated by the Contractor, the City, Residents, Businesses, Customers or other Persons that have the effect of diverting MSW from landfill. Diversion Programs includes all of the programs included in the City's Source Reduction and Recycling Element and all of the programs included in Attachment B.

Edible Food For Human Consumption: "Edible Food For Human Consumption" or "Edible Food" means food that has been prepared but not served, and includes but is not limited to: appetizers, soups, salads, entrees, desserts, raw fruits and vegetables that may or may not have been sliced, grated, cooked, baked, or otherwise prepared for consumption but not served, packaged sandwiches, salads, fruits and fruit salad, and other non-served food that meets state and local requirements as being edible for human consumption.

Effective Date: "Effective Date" means the date identified in Section 3.01.

Electronic Waste (E-waste): For purposes of this Agreement, "Electronic Waste" or "E-Waste" includes discarded video display devices such as televisions, television screens, computer monitors, plasma television screen, computer-related items, printers, copiers, stereos, speakers, scanners, cables, computer CPU's, LED screens and monitors, computer keyboards, computer mouse, printers, multi-function desktop machines (such as a combination printer/fax/copier), LED bulbs, VCR's, DVD/CD/tape players, cellular telephones, microwave ovens, toasters, irons, and all other corded appliances and corded devices that are not defined in this Attachment A as "Universal Waste" and that are banned from Disposal in a landfill. (The parties acknowledge and

agree that this definition is used in the Agreement for the convenience of the parties and may differ from that in current state law and regulations.)

Environmental Laws: "Environmental Laws" means all federal and state statutes, county and city ordinances concerning public health, safety and the environment including, but not limited to, the Comprehensive Environmental Response, Compensation and Liability Act of 1980, 42 U.S.C. Section 9601 *et seq*.; the Resource Conservation and Recovery Act, 42 U.S.C. Section 6901 *et seq*.; the Federal Clean Air Act, 42 U.S.C. Section 7401 *et seq*.; the Federal Clean Water Act, 33 U.S.C. Section 1251 *et seq*.; the Emergency Planning and Community Right to Know Act, 42 U.S.C. Section 11001 *et seq*.; the Occupational Safety and Health Act, 29 U.S.C. Section 651 *et seq*.; the California Integrated Waste Management Act, California Public Resources Code Section 40000 *et seq*.; the California Hazardous Waste Control Act, California Health and Safety Code Section 25100 *et seq*.; the California Toxic Substances Account Act, California Health and Safety Code Section 25300 *et seq*.; the Porter-Cologne Water Quality Control Act, California Water Code Section 13000 *et seq*.; the Safe Drinking Water and Toxic Enforcement Act, California Health and Safety Code Section 25249.5 *et seq*.; the California Clean Air Act, Health and Safety Code Sections 39000 *et seq*.; the California Hazardous Materials Response Plan and Inventory Act, Health and Safety Code Sections 25500 *et seq*., as currently in force or as hereafter amended, and all rules and regulations promulgated thereunder.

Extra Carts: "Extra Carts" means Carts requested by a Single Family Dwelling Customer that exceed the number of Carts provided to Residential Customers in the basic residential service. The basic residential service includes one (1) MSW Cart, one (1) or two (2) Recyclable Materials Cart(s) and one (1) Cart for Food Scraps/Yard Trimmings. Customers may request additional Carts and are billed directly by Contractor for all such Extra Carts.

Extra Services: "Extra Services" means services provided to Single Family Dwelling Customers over and above the standard or basic level of service as described in Sections 1 and 2 of Attachment B and provided at the rates listed in Attachment D. Contractor bills Customers for Extra Services. Examples of Extra Services include, but are not limited to, Backyard/Sideyard Service (with the exception of Disabled Persons for whom there is no additional charge); Extra MSW Carts, Extra Food Scrap/Yard Trimmings Carts, and Extra (more than two (2) Recyclable Materials Carts; Collection of Carts and/or Bins containing stable bedding and manure, all as described in Attachment B.

Food Scraps: "Food Scraps" means material resulting from the production, processing, preparation or cooking of food for human consumption that is separated from MSW. Food Scraps include surplus or unsold Edible Food, raw food left over after food preparation, leftover cooked food, as well as spoiled food such as vegetables and culls, and plate scrapings. Food Scraps includes, without limitation, Food Scraps from food facilities as defined in California Health and Safety Code Section 113789, food processing establishments (as defined in California Health and Safety Code Section 111955), grocery stores, farmer's markets, institutional cafeterias (such as schools, hospitals and assisted living facilities), restaurants, and residential Food Scraps. Food Scraps does not include Food Soiled Paper.

Food Scrap Processing Facility: "Food Scrap Processing Facility" means the City-approved Compost Facility, and/or other City-approved Processing Facility used to process Food Scraps Collected by Contractor in the City.

ATTACHMENT A
Definitions

Food Soiled Paper: "Food Soiled Paper" means paper towels, tissue products, paper napkins, paper plates and cups, coffee filters, tea bags, waxed paper, butcher paper, paper take-out boxes and containers, greasy pizza boxes, paper bags, cardboard and wax-coated cardboard produce boxes. "Food Soiled Paper" does not include polystyrene, diapers, aluminum foil or foil-lined food wrap.

Generate: "Generate" means to bring into existence or create, or to use, maintain or possess an item, material or product, the result of which such creation, bringing into existence, use, maintenance or possession is that the item, material or product first becomes, or is converted, transformed, evolved to, or deemed as MSW, Recyclable Materials, Food Scraps, Yard Trimmings, Construction and Demolition Debris or other materials.

Generator: "Generator" means a Person who Generates MSW, Recyclable Materials, Food Scraps, Yard Trimmings, Household Hazardous Waste, Bulky Items, Construction and Demolition Debris or other materials.

Green Waste: See "Yard Trimmings"

Hazardous Waste: "Hazardous Waste" is defined in Section 13.05 of the Agreement.

Homeowners Association (HOA): "Homeowners Association" or "HOA" means a mandatory membership organization comprised of two or more homeowners for the maintenance of commonly owned real estate and improvements associated with multi-family developments comprised of detached homes, condominiums or townhouses.

Household Hazardous Waste (HHW): "Household Hazardous Waste" or "HHW" means all Hazardous Waste generated incidental to owning or maintaining a place of residence. Household Hazardous Waste does not include any waste generated in the course of operating a business or commercial activity at a residence or at any Commercial Business Establishment. Typical Household Hazardous Waste include (a) cleaning products such as oven cleaners, rug and floor cleaners, furniture polish, drain cleaners and solvents; (b) automobile maintenance products such as car waxes, starting fluids, solvent cleaners, antifreeze, repair products, batteries, brake fluid, motor oil, used oil filters and gasoline; (c) home improvement products including oil-based stains, oil-based paints, liquid latex paint, caulking, varnish, paint thinners, chemical strippers, insect repellants, insecticides, pesticides, kerosene, lighter fluid and pool chemicals; (d) personal care items including nail polish and remover, hair color, and (e) Sharps. For purposes of the Diversion Programs in the Agreement, HHW also includes Electronic Waste, Universal Waste, Sharps, Pharmaceutical Wastes (if and when directed by the City), and all materials listed in Section 4.2 of Attachment B.

HHW does not include biological waste, ammunition, explosives, appliances, asbestos, commercial chemicals, construction-related materials, fire extinguishers, Food Scraps, cooking oil, grease, gas cylinders/pressurized cylinders, liquid mercury/elemental mercury, broken items that contain mercury, radioactive materials, tires, automobile parts, MSW, or Bulky Items.

ATTACHMENT A
Definitions

Implementation Record: "Implementation Record" means the record of all of City's compliance actions, activities, ordinances, Diversion Programs, results of characterizations, on-site field Contamination audits and all other information relating to City's actions to comply with the Act and with SB 1383 as described in the SB 1383 regulations (14 CCR Section 18995.2). The reporting requirements in Article 11 and Attachment K provide a significant portion of the City's Implementation Record information.

Indemnitees or "Indemnified Parties": "Indemnitees" or "Indemnified Parties" is defined in Section 13.01 of the Agreement.

Light Weight Vehicle: "Light Weight Vehicle" means a Collection vehicle Collecting Recyclable Materials or other materials that is constructed such as to be lighter weight than a traditional MSW or Recyclable Materials Collection Vehicle in order to save capital costs and to create less wear and tear on City streets.

Materials Recovery Facility (MRF): See "Clean MRF"

Memorandum of Understanding or "MOU": "Memorandum of Understanding" means the agreement entered into between the Cities of Lake Forest and Laguna Hills dated September 20, 2021 and amended May 23, 2023. The MOU contains the agreements between the two cities to jointly prepare and issue a Request for Proposals for solid waste and recycling services.

Minimum Performance Standards: "Minimum Performance Standards" are performance metrics the Contractor must achieve regarding implementation of Diversion Programs and achievement of Contamination levels by specified dates, all as described in Section 10.02 of the Agreement.

Mobile Home Parks: "Mobile Home Parks" means a Residential community or complex comprised of individual manufactured homes that are not permanently attached to the ground or pad, and ancillary structures such as a community room, gardens, greenbelts, pools or other amenities. Mobile Home Parks served by Contractor pursuant to the Agreement have individual Cart Collection service (similar to single-family homes).

Monthly Report: "Monthly Report" means the report required to be submitted to the City on a monthly basis as described in Attachment K.

Multi-Family: "Multi-family" means a building, dwelling unit or complex containing one (1) or more dwelling units and that receives centralized Collection service from Bins and Carts, compactors and/or Roll Off Boxes in enclosures or other designated areas. Apartment complexes, condominiums, townhouses, gated developments, HOA's, mobile home parks and similarly configured housing complexes are included if they have centralized service. Multi-Family does not include single-family Residences, duplexes, tri-plexes, four-plexes or any Residences that have individual Cart Collection service. For purposes of the implementation of programs described in Attachment B, all Tonnage tracking and reporting described in Article 11, and the Extension Incentives described in Article 10, "Multi-Family Tons" shall include only Tons Collected from Multi-Family complexes and shall not include any Tons Collected from "Commercial and Business Establishments". (See Section 11.03A) Any dispute or ambiguity as to whether a

Customer's Premises qualifies as a Multi-Family dwelling shall be resolved by the City Manager and the decision of the City Manager shall be final.

Municipal Solid Waste (MSW): "Municipal Solid Waste" or "MSW" is all materials that are generated on a premises that are not Recyclable Materials, Yard Trimmings, Wood, Food Scraps, Stable Bedding/Manure, Electronic Waste, Universal Waste and/or Household Hazardous Waste that is collected by Contractor, subject to the implementation of applicable Diversion Programs to be utilized by the owners and/or occupants of all Premises in the City. MSW does not include (1) Hazardous Waste, (2) low-level radioactive waste regulated under California Health and Safety Code Sections 25800, et seq., or (3) untreated medical waste which is regulated pursuant to the Medical Waste Management Act, California Health and Safety Code Sections 25015, et seq.

Non-containerized: "Non-containerized" means, with respect to materials, (a) any materials placed inside a Cart or a Bin that prevent the complete closure of the Cart lid at a Single family Dwelling, Multi-Family Dwelling or a Commercial Business Establishment; (b) any materials strewn on the ground beside, under or around the Cart or Bin; (c) materials piled on or around the Cart or Bin or that are not fully enclosed in a Cart or Bin for collection, except for materials that are MSW, Recyclable Materials, Food Scraps/Yard Trimmings and Stable Bedding/Manure that are placed in a Roll Off Box.

Optional City-Directed Program: "Optional City-Directed Program" means a program that is not being implemented immediately as of the Effective Date, but which the City may, in its sole discretion, direct Contractor to implement at any time during the Term. Contractor's Proposal to City contained costs for the Optional City-Directed Programs. In the event City directs commencement of an Optional City-Directed program, the maximum rate listed in Attachment D shall be adjusted as described in Attachment J for any intervening years since the Effective Date as described in Section 5.13 of the Agreement and Contractor shall charge Customers accordingly for the Optional City-Directed Program(s). The change of scope provisions in Section 5.13 shall not apply to Optional City-Directed Programs.

Orange County Landfill System: "Orange County Landfill System" means any landfill owned or operated by the County of Orange, currently including the Olinda Alpha, Frank R. Bowerman, and Prima Deschecha landfills.

Orange County Landfill System Agreement: "Orange County Landfill System Agreement" or "OCLS Agreement" means the contract entered into in 2009 between the County of Orange and the City as amended in April 2016, and as may be further amended in the future. The OCLS Agreement is in Attachment I.

Overfull or Overfilled Bin(s)/Cart(s): "Overfull or Overfilled Bin(s)/Cart(s)" (sometimes referred to in the industry as overage) means a Bin/Cart at a Commercial or Multi-Family Premises that exceeds its stated volumetric capacity by a minimum of 125%.

The following do not constitute an instance of an Overfull Bin/Cart:
(1) Bulky Items that are placed out for Collection and for which the Customer has scheduled a Collection appointment with Contractor as described in Section 4 of Attachment B;
(2) cardboard boxes that have been broken down and flattened, and placed next to or near a Bin/Cart for Recycling; and

(3) cardboard bales (or other baled materials) that are not placed in a Bin/Cart, but are baled and placed next to or near a Bin/Cart for Recycling.
The steps required for Contractor to take when encountering Overfull Bin(s)/Cart(s) are described in Section 3.10 of Attachment B.

Pavement Impact Costs: "Pavement Impact Costs" means the increased costs over and above normal design capacity wear and tear for City streets due to operation of heavy vehicles, idling time, and the multiple truck passes on streets for Collection of MSW, Recyclable Materials, Food Scraps/Yard Trimmings, Stable Bedding/Manure and Construction and Demolition Debris on Collection days. Contractor shall pay to City the Pavement Impact Costs in the manner and on the schedule described in Section 14.05 of the Agreement.

Person: "Person" includes any individual, firm, association, organization, partnership, corporation, business trust, joint venture, the United States, the State of California, the County, municipality or special purpose district or any other entity whatsoever.

Plastic Containers: "Plastic containers" means all plastics made of resin numbers 1-7, specifically excluding polystyrene.

Premises: "Premises" means any land or building in the City where MSW, Recyclable Materials, Yard Trimmings, Wood, Food Scraps and/or Construction and Demolition Debris is Generated or accumulated.

Processing Facilities: "Processing Facilities" means facilities where the following activities are conducted: sorting, cleaning, treating, Composting, and reconstituting Collected materials and returning these materials to the economic mainstream in the form of raw materials for new, reused or reconstituted products which meet the quality standards of the market place. Processing Facilities include the Clean Materials Recovery Facility, Composting Facilities, Anaerobic Digestion Facilities, Facilities using Bioengineered Feedstock, Construction and Demolition Debris sorting facilities, and concrete and asphalt grinding facilities. Processing Facilities does not include Waste-to-Energy, Biomass, thermal destruction, or any type of Transformation facilities.

Producer's Price Index: "Producer's Price Index" or "PPI" means as defined in Attachment J.

Proposal: **"**Proposal" means the Proposal submitted by Contractor to City on March 1, 2024 and all subsequent written materials, representations and responses to questions provided by Contractor during the Request for Proposals process as described in Agreement Section 2.09. Contractor's Proposal is contained in Attachment Y.

Public Information or Customer Education: "Public Information" or "Customer Education" means all materials prepared for distribution to Customers and the general public in City to inform them about Diversion programs, the MSW and Divertible Materials Collection and Processing system, available services and costs, all aspects of Recycling and Special Services provided by Contractor pursuant to the Agreement, and all services, programs and other activities sponsored or endorsed by City. Public Information and Consumer Education includes, but is not limited to the following: brochures, bill inserts, flyers, posters, training materials, hang tags for Containers, letters, pamphlets, postcards, videos, e-mails, eblasts, social media postings, website page content, mobile phone texts and dial-out messages.

ATTACHMENT A
Definitions

Recovered Materials: "Recovered Materials" means those materials that are processed at a Clean Materials Recovery Facility, Compost Facility or any other Processing Facility and thus Diverted from Disposal.

Recyclable Materials: "Recyclable Materials" means material which otherwise would become, or be treated as, MSW but which, by means of a process of collecting, sorting, cleansing, treating, and/or reconstructing, may be returned to the economic mainstream in the form of finished or source material for new, reused or reconstituted products, which may be used in the market place. "Recyclable Materials" includes Single-Stream Recyclable Materials and Single Material Recyclables. Recyclable Materials includes, but is not limited to, paper, books, magazines, cardboard boxes, plastics, metals, glass, and other similar materials authorized by the City for Collection by the Contractor. Recyclable Materials does not include Food Scraps, Yard Trimmings or Construction and Demolition Debris.

Recycle/Recycling: "Recycle" and "Recycling" mean the process of Collecting, sorting, cleaning, treating and reconstituting materials that would otherwise become MSW and returning these materials to the economic mainstream in the form of raw materials for new, reused or reconstituted products which meet the quality standards to be used in the marketplace.

Recycling Coordinator: "Recycling Coordinator" or "Coordinator" means the employee(s) of Contractor described in Section 8.05.H and Attachment AA of the Agreement.

Red/Green Tracking Spreadsheet: "Red/Green Tracking Spreadsheet" means the electronic software spreadsheet (or other similar software as may be approved by City) referred to in Article 11 and in Attachment K. The Red/Green Tracking Spreadsheet is created and maintained by Contractor and used by Contractor and City to document all contacts made with Customers concerning implementation of Diversion Programs, identification of Contamination, and to document and track Contractor's completion of the Diversion Program implementation tasks listed in Section 3.7 of Attachment B.

Regulatory Compliance Costs: "Regulatory Compliance Costs" means costs for the City to administer the Agreement in order to comply with SB 1383, the Act and all other applicable laws regarding Diversion of materials from Disposal and provision of all Diversion Programs including program implementation, program enhancement, monitoring, reporting, maintenance of the Implementation Record required by SB 1383 and all other required tasks. The Regulatory Compliance Costs are paid by Contractor to City on a schedule and in a manner described in Section 14.06 of the Agreement.

Residential Customer or "Resident": "Residential Customer" or "Resident" means a Customer that owns, rents, leases or otherwise legally inhabits a Single Family or Multi-Family Premises.

Residue: "Residue" means the portion of MSW destined for Disposal which remains after processing at the Clean MRF, Compost Facility, or other Processing Facility has taken place.

Roll Off: "Roll Off", Roll Off Vehicle" or Roll-Off Box" refers to a large open top rectangular metal Container used to store and transport MSW, Recyclable Materials, Yard Trimmings, Construction and Demolition Debris, or other materials. Roll Off Boxes are collected by a special Roll Off

Vehicle equipped with hooks and a winch to pull the Roll-Off Box onto the flat bed of the truck for transport. Roll Off Boxes typically come in 10, 20, 30 and 40 cubic yard sizes.

SB 1383: "SB 1383" means Senate Bill 1383 of 2016 , which added Sections 39730. 5, 39730. 6, 39730. 7, and 39730. 8 to the Health and Safety Code, and added Chapter 13.1 (commencing with Section 42652) to Part 3 of Division 30 of the Public Resources Code, establishing methane emissions reduction targets in a statewide effort to reduce emissions of short-lived climate pollutants as subsequently amended. . For the purposes of this Agreement, SB 1383 specifically includes all implementing regulations of CalRecycle, including Chapter 12 of Title 14 of the California Code of Regulations, Division 7 and amendments to Title 27.

Self-Haul: "Self-Haul" means the hauling of MSW and/or Divertible materials to a transfer, Processing, or Disposal Facility or other type of facility by a Customer, Generator, owner, or occupant of any Premises.

Scout Service: "Scout Service" means moving individual Containers of MSW, Recyclable Materials, Yard Trimmings and/or Food Scraps to a centralized location on the Customer's property where the Containers can be emptied by a front loader Collection vehicle and then returned to their original locations. The Containers are moved by a pickup truck, motorized utility cart or other similar vehicle.

Sharps: "Sharps" means new or used syringes, lancets and needles. Pursuant to state and federal law, Sharps cannot be Disposed as MSW in a landfill, but instead must be separately handled as medical waste.

"Single Family Dwelling" or "Single Family Premises": "Single Family Dwelling" or "Single Family Premises" or "Residence" or "Residential" includes single-family dwellings, duplexes, tri-plexes, four-plexes, Multi-family dwellings (such as townhouses, apartments, and condominiums), gated developments, HOA's, Community Associations and Mobile Home Parks that are provided individual Collection service for Carts at each dwelling unit, whether by means of Backyard/Sideyard, curbside or alley Collection. Dwelling units located in a building or complex that has centralized Bin and/or Cart Collection service are defined as "Multi-Family" for purposes of the Agreement.

Single-Material Recyclables: "Single-Material Recyclables" means those Recyclable Materials which satisfy each of the following requirements: (1) have been segregated from MSW for handling separate from that of MSW by or for the Generator thereof; (2) have been further segregated so that various types of Recyclable Materials, such as glass, metals, paper, cardboard, etc., are not commingled; and (3) after such segregation, contain no more than ten percent 10% Contamination by weight.

Single Stream Recyclable Materials: "Single Stream Recyclable Materials" or "Single Stream Recyclables" means those Recyclable Materials collected as separated from MSW by the Customer and consisting of a mixture of metals, glass, plastics #1-7, and all paper grades from Residential Premises. Single Stream Recyclable Materials are distinguished from Single-Material Recyclables, which consist of only a single type of material, such as glass, separated from other Recyclables.

ATTACHMENT A
Definitions

Source Separated: "Source Separated" means a material that is separated from MSW and from other Divertible Materials by the Generator, Customer or Tenant and placed in a separate and distinct Container (e.g. a Cart and/or a Bin) for Collection by Contractor. Examples of Source Separated materials include Source Separated Food Scraps (Food Scraps that are in a separate Container and not commingled with Yard Trimmings) and Source Separated Yard Trimmings that are not commingled with Food Scraps but are placed in a separate and distinct Container for Collection.

Split Bins: "Split Bins" means Bins that have a divider down the middle, dividing the Bin into two separate compartments. Such Bins have separate locking lids for each side of the Bin allowing the Bin to be emptied one side at a time. The lid on the side of the Bin that is for storage of Recyclable Materials is designed such that it allows for the placement of Recyclable Materials in the Bin without unlocking or opening the lid, and yet does not allow Recyclable Materials to spill out when the lid is closed and locked for the emptying of the opposite side of the Bin. The other side of the Bin may contain MSW or other materials. Typical sizes of Split Bins include 2 cubic yards, 3 cubic yards and 4 cubic yards.

Stable Bedding and Manure: "Stable Bedding and Manure" or "Stable Bedding/Manure" means horse manure and shavings, straw, other bedding, hay and horse manure. Stable Bedding/Manure excludes pet waste. Stable Bedding/Manure may be Collected from Single Family dwellings and/or Commercial businesses.

Term: "Term" means the Term of this Agreement as specified in Section 3.02, and as it may be extended by City pursuant to Section 3.03.

Ton: "Ton" means a short ton of 2,000 pounds avoirdupois.

Transformation Facility: "Transformation Facility" means a facility utilizing incineration, pyrolysis, distillation, or biological conversion other than Composting and does not include Composting, gasification, biomass conversion or "wet" or "dry" Anaerobic Digestion. [See Section 6.09 of the Agreement for the prohibition on use of Transformation Facilities for materials Collected within City.]

Universal Waste (U-Waste): For purposes of this Agreement, "Universal Waste" or "U-Waste" means electronic devices not included in the definition of "Electronic Waste" in this Attachment A, including but not limited to common AA, AAA, C Cell and D Cell batteries; fluorescent tubes and bulbs and other mercury containing lamps (including high intensity discharge [HID], metal halide, sodium and neon bulbs); mercury-containing devices such as thermostats, switches, thermometers, and relays (including those found in pre-1972 washing machines, sump pumps, electric space heaters, clothing irons, and silent light switches); pilot light sensors from gas appliances; mercury gauges from barometers, manometers, blood pressure and vacuum gauges; mercury-added novelty items such as greeting cards that play music when opened, athletic shoes with flashing lights in the soles, and mercury maze games; emptied aerosol cans, and other such items that are banned from Disposal in a landfill. (The parties acknowledge and agree that this definition may differ from that in current state law and regulations.) Certain types of Universal Waste are Collected by Contractor as part of the Household Hazardous Waste Door-to-Door Collection program as described in Section 4.2 of Attachment B.

ATTACHMENT A
Definitions

Yard Trimmings: "Yard Trimmings" means trimmings from trees or shrubs, plants, grass cuttings, removed or discarded branches, shrubs, plants, leaves or other materials generated from landscapes or gardens. Yard Trimmings does not include pet waste such as dog and cat feces.

Waiver: "Waiver", "SB 1383 Waiver" or "to Waive SB 1383 Requirements" means the City's action to grant an SB 1383 Waiver for a Generator's obligation to implement and participate in SB 1383 Diversion Programs. The types of SB 1383 Waivers that may be granted by the City for a Commercial or Multi-Family property pursuant to SB 1383 regulations (14 CCR Title 14 Section 18984.11) are de minimus waivers and physical space constraint waivers. A Waiver may only be granted by the City. The Contractor is prohibited by SB 1383 regulations from issuing a Waiver to a Generator.

Wood: "Wood" means all non-hazardous wood material that is not painted with lead-based or other paints containing materials identified as Hazardous Waste, or treated with creosote or other Hazardous materials. Wood includes, but not limited to, tree branches and other wood trimmings, dimensional lumber and other pieces of Wood generated during the manufacture or processing of Wood products, Wood generated as part of the harvesting or processing of raw woody crops, and the Wood debris from construction and demolition activities.

Zero Emission Vehicle: "Zero Emission Vehicle" or "ZEV" means a vehicle powered by a means that creates zero emissions and is in full compliance with the California Air Resources Board Advanced Clean Fleets rule. Zero emission vehicles include but are not limited to vehicles powered by electricity (otherwise known as battery electric vehicles) and vehicles powered by hydrogen. The Zero Emission Vehicle to be provided by Contractor is described in Attachment F-3.

Attachment B
Scope of Work

Table of Contents

SECTION 1: CUSTOMER BILLING, PROVISION OF CONTAINERS AND EXTRA SERVICES. 6

1.1. Customer Billing. 6

1.1.1. Residential, Commercial and Multi-Family Billing. 7

1.1.2. Roll Off Box Customer Billing. 7

1.1.3. Audit of Commercial Billings. 8

1.1.4. Audit of Residential Services Provided and Reported, and Billings for Extra Carts. 8

1.1.5. Service and Billing Records and Access By City. 9

1.1.6. Billing For Shared Containers. 9

1.2. Changes in Collection Services. 9

1.3. Changes in Scheduled Days of Collection. 10

1.3.1. Initial Routing For Commencement of Collection Operations. 10

1.3.2. Route Changes After Initial Re-Routing. 11

1.4. Containers for the Collection of MSW, Recyclable Materials and Food Scraps/Yard Trimmings. 11

1.4.1. Containers for Single Family Dwelling Residential Premises. 11

1.4.1.1. Survey of Residential Customers To Determine Cart Sizes for Residential Customers without Extra Carts. 11

1.4.1.2. Survey of Residential Customers To Determine Extra Cart Sizes for Residential Customers with Extra Carts. 12

1.4.1.3. Contractor Distribution of New Carts and Removal of Old Carts 13

1.4.1.4. Carts for Basic Residential Service. 13

1.4.1.5. Extra Carts for Residential Service. 13

1.4.1.6. Non-Containerization. 13

1.4.1.7. Exchange of Non-damaged Carts and/or Carts' Sizes. 14

1.4.1.8. Cleaning of Carts. 14

1.4.1.9. Replacement of Kitchen Pails for Food Scrap Diversion Program. 14

1.4.1.10. Change of Number of Pick-Up Days for Residential 3-Cubic-Yard Bin for Stable Bedding and Manure Service. 14

1.4.1.11. Repair and Replacement of Containers. 14

1.4.2. Containers for Multi-Family Dwellings, Commercial and Business Establishments and City Facilities. 14

1.4.2.1. Sizes and Types of Containers to be Provided 15

1.5. Container Color Coding and Labeling. 16

1.5.1. Color Coding. 16

1.5.2. Container Labeling and Signage. 17

1.5.3. Distribution of Recycling Guide to New Customers. 17

SECTION 2: SINGLE FAMILY AND MULTI-FAMILY DWELLING RESIDENTIAL COLLECTION SERVICES. 18

2.1. Single Family Dwelling Residential Basic Level of Service. 18

2.1.1. New Residences Constructed and Occupied During the Term. 18

2.2. Single Family Dwelling Residential MSW Collection. 18

2.3. Single Family Dwelling Recyclable Materials Diversion Program. 18

2.4. Single Family Dwelling Food Scrap/Yard Trimmings/Stable Bedding and Manure Collection Program Utilizing Carts. 19

2.4.1. Single Family Dwelling Stable Bedding and Manure Collection Program Utilizing 3-Cubic-Yard Bins. 21

2.5. Backyard/Sideyard Wheel-Out Service **21**

2.6. Monitoring of Contamination in All Residential Collection Programs. **22**
2.6.1. Characterizations and On-Site Field Audit Requirements. 22
2.6.2. Observation and Issuance of Contamination Notices to Customers. 22

2.7. Procedures For Handling Residential Non-Containerized MSW, Recyclable Materials, Food Scraps/Yard Trimmings/Stable Bedding and Manure and Other Materials. **23**
2.7.1. Each Instance of Contractor Encountering Non-Containerized Waste. 24

2.8. Multi-Family Complex Residential Basic Level of Service. **25**
2.8.1. New Multi-Family Complexes Constructed and Occupied During the Term. 26
2.8.2. Multi-family Family Dwelling Stable Bedding and Manure Collection Program Utilizing Carts, Roll-off Boxes, and 3-Cubic-Yard Bins. 26

2.9. Multi-Family Complex Residential MSW Collection. **26**

2.10. Multi-Family Complex Residential Diversion Services. **26**
2.10.1. Multi-Family Complex Residential Recyclable Materials Diversion Program. 27
2.10.2. Multi-Family Complex Food Scrap, Yard Trimmings, Wood Diversion Program, and Stable Bedding and Manure Program(s). 27
2.10.3. Distribution of Food Scrap Kitchen Pails to Multi-Family Customers. 28

2.11. Monitoring of Multi-Family Complex Residential Programs. **29**

SECTION 3: COMMERCIAL AND BUSINESS ESTABLISHMENT PREMISES SERVICES. ***31***

3.1. Basic Level of Service. **31**

3.2. MSW Collection. **31**

3.3. Diversion Programs. **31**
3.3.1. Single Stream Recyclable Materials and Single-Material Recyclables Collection (AB 341 Program and SB 1383 3-Cart/3 Bin System). 32
3.3.1.1. Commercial Recycling Collection Utilizing A Lightweight Collection Vehicle. 32
3.3.2. Source-Separated Commercial Food Scrap Collection. 32
3.3.3. Source-Separated Yard Trimmings and Wood Collection Program. 33
3.3.4. Co-Collected Food Scraps/Yard Trimmings Program/Stable Bedding and Manure. 33
3.3.4.1. Commercial Stable Bedding and Manure Collection Program Utilizing Carts, Roll-off Boxes, and 3-Cubic-Yard Bins. 34
3.3.5. Customer Use of Other Methods of Food Scrap Diversion. 34
3.3.6. Edible Food Recovery. 34

3.4. AB 827/SB 1383 Divertible Material Containers for Use by Public. **35**

3.5. Monitoring of Diversion Programs at Multi-Family Dwellings and Commercial and Business Establishments. **35**

3.6. Implementation of All Required Diversion Programs at New Commercial and Business Establishments Constructed During the Term and In Event of change in Key Personnel or Business Relocation. **36**

3.7. Required Tasks For Implementation of Diversion Programs. **37**

3.8. SB 1383 Waivers. **43**

3.9. Observation and Issuance of Contamination Notices to Commercial Customers. **44**

3.10. Requirements for Each Instance of Contractor Encountering Overfull Commercial and/or Roll-off Containers. **46**

3.11. Other Services To Be Provided. **47**
3.11.1. Miscellaneous Services. 47
3.11.2. Scout Service. 48
3.11.3. Manual Can Service. 48
3.12. Changes in Collection Services. **49**
3.13. Consultations and Technical Assistance **49**
3.13.1. Customer Consultations. 49
3.13.2. City and Developer Consultations. 49
3.14. Cooperation For Waste Characterizations, On-Site Field Container Contamination Audits and Other Studies. **49**
3.15. Temporary Bin and Roll-Off Services. **50**
3.16. Construction and Demolition Debris Recycling. **51**
SECTION 4: SPECIAL SERVICES. ***56***
4.1. Bulky Items Services. **56**
4.1.1. Bulky Items Collection Services for Single Family Premises. 57
4.1.2. Bulky Items Collection Services for Multi-Family Premises. 58
4.1.2.1. Bulky Item Collection For Individual Multi-Family Residents 59
4.1.3. Re-Usable/Donated Item Collection For Single Family Residents. 59
4.2. Household Hazardous Waste Collection Program for Single Family Dwellings and Annual Drop Off Event. **60**
4.2.1. Household Hazardous Waste Collection Program for Single Family Dwellings. 60
4.2.2. Household Hazardous Waste Annual Drop-off Event. 63
4.3. Holiday Greenery Collection and Recycling. **64**
4.4. Sharps Pre-Paid Mail-Back Program. **65**
4.5. Annual Compost Giveaway Events. **65**
4.6. Composting Workshop **66**
4.7. City Services. **67**
4.7.1. City Sponsored Special Events. 67
4.7.1.1 Aluminum Cups for Special Events. 69
4.7.2. Large Venue Special Events. 69
4.7.3. Non-City Sponsored Special Events. 71
4.7.4. Emergency Collection and Disposal Service. 72
4.7.5. Collection Services at City Facilities. 72
4.7.5.1. Provision and Collection of Roll Off Box at City Yard 72
4.7.6. Bulky Item Collection Service For Public Rights-of-Way. 73
4.7.7. Collection, Disposal and Recycling Services for City Bus Shelters. 73
4.8. Reverse Vending Machines. 74
SECTION 5: PUBLIC INFORMATION AND CONSUMER EDUCATION. ***76***
5.1. Ongoing Public Outreach to Be Conducted by Contractor. **76**
5.2. Professionally Designed and Produced Public Outreach Materials. **77**
5.2.1. Contractor Mailing Procedures. 77
5.3. City Council Presentations. **77**
5.4. Residential Public Education and Outreach Materials **77**

5.4.1. Annual Updated Residential Recycling Guide. 77
5.4.2. Semi-Annual Residential Special Programs – Notifications. 78
5.4.3. How-To Video for Residential Program. 79
5.4.4. Initial Re-Routing – Residential Outreach. 80
5.4.5. Food Scrap Kitchen Pail Brochure – Single Family Dwellings. 80
5.4.6. Food Scrap Kitchen Pail Brochure – Multi-Family Properties. 81

5.5. City News Articles. **81**

5.6. HOAs and Property Managers Notice and Meetings **82**

5.7. Brochure for Multi-Family Commercial, HOA's and Gated Communities – Yard Trimmings. **82**

5.8. Brochure for Commercial and Business Establishments Services. **83**

5.9. Brochure for Commercial and Business Establishments – SB 1383. ..... **83**

5.10. AB 827/SB 1383 Food Scraps Brochure, Training Materials and Signage. **84**

5.11. SB 1383 Commercial Restaurants Food Scraps Brochure, Training Materials and Signage. **84**

5.12. Edible Food Donation Brochure for SB 1383 Tier 1 and Tier 2 Generators **85**

5.13. Special Events Brochures, Training Materials and Signage. **85**

5.14. How-To Video for Commercial Program and Business Testimonials. **86**

5.15. Waste Diversion and Recycling Program Social Media Posts **87**

5.16. Bin Sensor Brochures and Training Materials for Business and Commercial Establishments and Multi-Family Commercial. **88**

5.17. Corrective Action Notice. **88**

5.18. City Right to Participate in Regional or Joint-Jurisdictional Public Education and Consumer Information Campaigns. **89**

5.19. Website. **89**

5.20. Seminars, Workshops, Presentations, Meetings **89**

5.21. Non-Bill Mailing Lists. **89**

SECTION 6: MATERIAL STREAMS AND CONTAMINANTS. ***90***

SECTION 1: CUSTOMER BILLING, PROVISION OF CONTAINERS AND EXTRA SERVICES.

Effective July 1, 2025, Contractor shall be responsible for billing and collecting payment from Customers for services rendered pursuant to the Agreement, as more fully described in this Section.

1.1. Customer Billing.

Contractor shall prepare and mail (or provide electronically) bills to all Customers (including Residential, Multi-Family, Commercial, temporary and permanent Roll Off and Compactor) and shall be solely responsible for following all prudent business practices for collection of payments from Customers. The Customer shall choose the method of receipt of the bill and payment of the bill. Contractor shall provide the following Customer options which include, but are not limited to, receiving the bill by mail or by electronic means, and paying the bill by mail, paying by cash, check or credit/debit card at a local Contractor office or by electronic means, except for Roll Off Box Customer billing which is described separately in Section 1.1.2 of this Attachment B. Contractor shall never bill for services not verifiably rendered; if a billing error is made for a service that was not provided, then Contractor shall provide a timely refund or credit to the Customer. If Contractor makes an error and fails to bill a Customer for services provided over an extended period of time, Contractor shall only be able to recover payment for the most recent three (3) months of services provided. In such event, Contractor shall discuss the situation with the Customer, issue a bill for up to three (3) months of services provided, and allow the Customer sixty (60) days to pay the bill.

Contractor shall prepare bills for all Customers that clearly and accurately list the rates in effect and charged by Contractor to Customer at the time services were provided (which may not exceed the Applicable Maximum Rates, initially set forth in Attachment D for the time period in which services will be provided. Bills shall fully explain and display all calculations of each charge. Such charges shall not exceed the Applicable Maximum Rates in Attachment D, as may be adjusted annually pursuant to Article 14 of and Attachment J of the Agreement. Contractor shall initially resolve any disputes related to charges to Customers. In the event Contractor cannot resolve a dispute, City may, at its option, review the matter and make a decision. In this event, the decision of the City shall be final.

On or before April 1, 2025, Contractor shall submit to City a draft of bill format(s) and a line-item description for each charge, together with an example of a completed bill for an individually-serviced Single Family Dwelling Residential Premises, an individually-serviced Single Family Dwelling Residential Premises three-Cart Collection service showing how Stable Bedding and Manure Residential Cart Collection service would be shown on the bill if applicable, a centrally-billed Multi-family Premises, a Commercial and Business Establishment with Recycling, Food Scrap/Yard Trimmings and MSW Collection services and also showing how Stable Bedding and Manure 3-yard Collection service would be shown on the bill, and a temporary Roll Off Box service for review and

approval. The bill format for the Single Family Dwelling Residential Premises shall include information showing Customers the lower rate for the smaller MSW Cart as well as itemize any additional charges for extra Carts. Contractor shall also, at the same time as submittal of the draft billing formats, submit a draft of a conveniently sized listing of services and maximum rates that will be in effect as of July 1, 2025 that may be distributed to, and retained for reference by, all Customers. Once approved by City, the brochure on services and maximum rates shall be mailed to all Customers by May 30, 2025 (unless another schedule is directed by City).

Contractor shall have the ability to include short messages on bills that the City can use to increase Customer awareness regarding Diversion programs, notify Customers of rate adjustments, or provide other important information to the Customer. City shall review and approve all billing messages at least 30-days prior to distribution.

In the event of Customer non-payment of bills, Contractor shall be responsible for collecting delinquent charges for services it renders to Customers. Contractor may employ measures, consistent with federal and California laws regulating the collection of debts, to obtain payment of charges including use of its own employees to obtain judgments in Small Claims Court and to enforce such judgments. If Contractor has not received payment within forty-five (45) days of issuance of a bill, Contractor may issue a written notice that it will stop service within fourteen (14) calendar days. Contractor shall notify City of its intent to issue such a notice at least five (5) days prior to sending the notice. If no payment is made, Contractor may remove Carts and/or other Containers that Contractor has provided to the Customer. If City has evidence or other information as to why service should not be stopped, City will confer with Contractor. The decision of City as to whether or not service may be terminated shall be final. Contractor may charge the Resumption of Service Charge in accordance with the Applicable Maximum Rates once delinquent Customers with terminated service have paid their account in full. Contractor shall include a list of Customers whose service has been terminated for non-payment and a list of Customers for whom service has been restarted after full payments in the monthly reports to the City as required in Attachment K.

1.1.1. Residential, Commercial and Multi-Family Billing.

Contractor shall invoice Single Family Residential on a monthly or quarterly basis. Whether Customers will be billed in arrears or in advance, and the frequency of Residential billing will be determined as part of the transition discussions between the City and Contractor prior to the start of operations. The decision of the City will be final.

Contractor shall invoice Commercial and Multi-Family Commercial Customers on a monthly basis, in arrears, based upon the size of their Containers and the frequency of Collection, no more than the Applicable Maximum Rates**.** Changes to container size and frequency that occur during the month will be pro-rated. In the event of non-payment of a bill, Contractor shall follow the procedures described in Section 1 of this Attachment B.

1.1.2. Roll Off Box Customer Billing.

Contractor shall accept major credit cards for payment for permanent and temporary Roll Off Box service. For any Customer electing not to pay with a credit card, Contractor may (a) invoice monthly, or semi-monthly in arrears with payment due within fifteen (15) or thirty (30) days from the invoice date (i.e., the beginning of the month or the inception of service); or (b) require Customer to post a security deposit or pay on a "Cash on Delivery" (COD) basis. Any unused portion of a security deposit shall be refunded to the Customer within five (5) business days of the termination of service. Delinquent accounts shall be handled as described in Section 1 of this Attachment B.

1.1.3. Audit of Commercial Billings.

Contractor shall audit all amounts billed to each Commercial Customer (including all Multi-family and Multi-plex Customers with centralized Bin Collection service) to compare the amount being charged with the level of service, including the size(s) of Container(s) and the frequency of service, on an annual basis beginning in July 2026. Contractor shall submit a written report to City documenting the results of the audit and noting any discrepancies identified and the date upon which the discrepancies were corrected. The report shall be submitted by July 31 during each year of the Term beginning in 2026.

1.1.4. Audit of Residential Services Provided and Reported, and Billings for Extra Carts.

By September 1, 2025, Contractor shall review and audit the level of service being provided to each Individually serviced Residential Cart Customer (including individually serviced Cart Customers in Single-family, Multi-family, multiplexes, mobile home parks, HOAs, and gated developments), both for basic services and for Extra Services, (including all amounts billed to each Customer for any Extra Carts and Extra Services). Said audit shall compare the actual sizes, number and types (MSW, Recyclable Materials, and Food Scrap/Yard Trimmings/Stable Bedding/Manure) of Carts provided to each Customer, frequency of Collection, and any Extra Services provided by Contractor, to the amounts reported to the City for basic services and to the amounts being charged to Customers for Extra Carts and Extra Services. Contractor shall submit a written report to City documenting the results of the audit and noting any discrepancies identified and the date upon which the discrepancies were corrected. The report shall provide a listing to the City of all households that do not have a Cart for the Recyclable Materials Collection program and/or for the Food Scrap/Yard Trimmings Collection program and/or MSW Collection program. Contractor shall use results of this audit to determine which Residents to send notice of Extra Carts as described in Section 1.6.1.4 of this Attachment B.

Annually thereafter, in accordance with the annual CalRecycle compliance review processes set forth in SB 1383, Contractor shall review and audit the level of service being provided to each Individually serviced Residential Cart Customer (including individually serviced Cart Customers in Single-family, Multi-family, multiplexes, mobile home parks, HOAs, and gated developments), both for basic services and for Extra Services, (including all amounts billed to each Customer for any Extra Carts and Extra

Services). Said audit shall compare the actual sizes, number and types (MSW, Recyclable Materials, and Food Scrap/Yard Trimmings/Stable Bedding/Manure) of Carts provided to each Customer, frequency of Collection, and any Extra Services provided by Contractor, to the amounts reported to the City for basic services and to the amounts being charged to Customers for Extra Carts and Extra Services on an annual basis. The audit shall list the Customers receiving basic service with a 95-gallon MSW cart, a 65-gallon cart and a 35-gallon cart compared to the amounts being charged to the Customers based on the size of their MSW cart. Contractor shall submit a written report by July 31, 2026 and annually on that date thereafter to City documenting the results of the audit and noting any discrepancies identified and the date upon which the discrepancies were corrected. The report shall provide a listing to the City of all households that do not have a Cart for the Recyclable Materials Collection program and/or for the Food Scrap/Yard Trimmings/Stable Bedding and Manure Collection program and/or MSW Collection program.

1.1.5. Service and Billing Records and Access By City.

Contractor shall maintain copies of records of all services provided to Customers, and copies of all billing records and receipts, in chronological order, for the entire Term of the Agreement, and for a period of two (2) years following termination of the Agreement, for inspection by the City upon request. The Contractor may maintain these records in electronic form or hard copy, provided records can be preserved and retrieved for inspection and verification in a timely manner, are sufficient to verify accuracy of all services provided, all billings issued, payments made by Customers, and payments of the Regulatory Compliance Cost, Pavement Impact Cost, Procurement Compliance Cost and any other City fees.

1.1.6. Billing For Shared Containers.

Single Family Dwelling Residential Customers and Commercial and Business Establishments may request and receive shared Container service and billing. Contractor shall, upon Customer request, divide the rate for a single Container between Customers that are sharing said Container for MSW, Recyclable Materials, Yard Trimmings and/or Food Scraps and/or Stable Bedding and Manure. Customers requesting to share Container service and billing shall determine each Customers' share of the Applicable Maximum Rates for the size of Container and for the type and frequency being provided, and submit each Customer's share of the total monthly billing amount to Contractor. Contractor shall issue separate monthly bills to each Customer based on the monthly billing amounts submitted by Customers requesting to share Container service and billing. Contractor shall provide such billing for shared Containers at no additional charge to the Customers requesting this service. Contractor shall provide the City with a listing of Customers that subscribe to shared service in the annual reports described in Attachment K.

1.2. Changes in Collection Services.

Contractor shall be responsible for: (A) establishing services for new Customers; (B) stopping services and preparing a final billing on a pro rata basis for a Customer permanently discontinuing service; (C) suspending services at an individually billed Single Family Residential Premises, Multi-Family Residential Premises or Commercial and Business Establishments one time in a calendar year for a period of up to 60 calendar days for temporary vacation stops. During temporary vacation stops, the Customer shall incur no charges for Collection services not provided and, if Customer is due a refund and/or credit, Contractor shall provide a timely refund or credit to the Customer for payment made in advance of temporary vacation stops. Temporary vacation stops must be for a minimum of thirty (30) days. For temporary vacation stops, Contractor shall not charge Customer to restart service. If a temporary vacation stop request exceeds 60 calendar days, Contractor may arrange to pick-up the Containers from the Customer and require the Customer to restart service as the account will be considered discontinued.

Contractor shall, for approval of City, develop a procedure and confirmation form to document requests for commencement and termination of, and changes in, service, as well as for temporary vacation stops. Customers shall be provided a copy of the confirmation form noting effective date of start-up, change, suspension or termination of Collection services and other pertinent details, such as date of issuance of refund for services not provided but for which Customer has paid. Customers shall be provided a copy of the confirmation form noting pertinent details related to vacation stops. Contractor shall provide the City with a listing of Customers that arranged for temporary vacation stops in the annual reports described in Attachment K.

1.3. Changes in Scheduled Days of Collection.

1.3.1. Initial Routing For Commencement of Collection Operations.

Contractor has provided the City with a preliminary map of the re-routing that will be required to achieve cross-jurisdictional efficiencies and more efficient residential routes. On or before September 1, 2024, Contractor shall provide the City with a final route map for Collection operations. Contractor shall work closely with City and City's street sweeping company to plan the new Collection routes to coordinate with street sweeping operations.

On or before March 1, 2025, Contractor shall provide new route lists reflecting the finalized route maps, for City's review. Upon City approval, Contractor shall notify residents of all changes to their scheduled days of Collection as described in Section 5 of this Attachment B. Collection by the Contractor using the new Collection routes and schedule shall commence on July 1, 2025 or on another date mutually agreed upon by the City and Contractor**.** During the first two (2) weeks of Collection utilizing the new route maps and route lists, i.e., the week of July 1-5 and the week of July 8-11, Contractor shall provide extra collection service on the former service day for each neighborhood impacted by the service day changes. For example, if neighborhood "A" had Monday Collection service days before the new routes go into effect, and the service day changes for neighborhood "A" on the new route maps and route lists going into effect, Contractor shall continue to provide back-up Collection service for the first two (2) Mondays in

neighborhood “A” after the new service day is implemented. This back-up Collection service shall Collect all Carts containing MSW, Recyclable Materials and Yard Trimmings/Food Scraps/Stable Bedding and Manure that were mistakenly rolled out to the curb by Customers on the former (“old”) Collection day instead of on the new Collection day. This back-up Collection shall occur in all affected neighborhoods throughout the City in addition to Collection on the new service day. Contractor shall source separate and Divert materials that are Collected while conducting these back-up Collection routes.

1.3.2. Route Changes After Initial Re-Routing.

Once the initial routing of Collection days for MSW, Yard Trimmings/Food Scraps/Stable Bedding and Manure, and Recyclable Materials has been established as described in Section 1.3.1 of this Attachment B for individually serviced Single Family Dwelling Residential Premises, the schedule shall not be changed without the prior written approval of the City. Contractor shall request approval from the City ninety (90) days prior to any planned change in a scheduled day of Collection for any Single-Family Dwelling. As a condition of approval of such a change, City may require Contractor, at Contractor’s sole expense, to notify all affected Customers of the change by first-class postage, and to provide “back-up” Collection service on the former day(s) of Collection, for the first two weeks after implementation of the new routing, as described in Section 1.3.1 of this Attachment B. All details and scheduling of such notice shall be subject to approval by the City.

Scheduled Collection days for MSW, Food Scraps/Yard Trimmings/Stable Bedding and Manure, and Recyclable Materials may be changed at the request of the occupant or Authorized Customer Representative of any Commercial and Business Establishment, including Multi-Family Premises, without the approval of City. In the event of a disagreement between Contractor and a Customer at Commercial and Business Establishments or Multi-family Premises, the City will determine the final schedule of Collection days.

1.4. Containers for the Collection of MSW, Recyclable Materials and Food Scraps/Yard Trimmings.

Contractor shall be responsible for furnishing all Containers as described in this Section 1 of Attachment B. Containers shall comply with all Applicable Laws, including color and marking requirements under the SB 1383 implementing regulations of CalRecycle and any applicable reflective marking requirements under Health and Safety Code section 26275.

1.4.1. Containers for Single Family Dwelling Residential Premises.

1.4.1.1. Survey of Residential Customers To Determine Cart Sizes for Residential Customers without Extra Carts. Prior to the commencement of Collection operations on July 1, 2025 Contractor shall survey all Residential Customers without Extra Carts to

determine the size of Cart they prefer for each material. Contractor shall send a two-part postcard or mailer to each Residential Customer requesting they mail back the postcard or portion of the mailer with their choice of 35-gallon, 65-gallon, or 95-gallon Cart size for each of the following materials: MSW, Recyclable Materials and Food Scraps/Yard Trimmings/Stable Bedding and Manure. The postcard shall also include the associated rates in accordance with the Applicable Maximum Rates, including the fact that the cost of the basic residential service is based upon the Customer's selection of the size for their MSW Cart (i.e., a 35-gallon MSW Cart costs less than a 65-gallon MSW Cart and a 65-gallon MSW cart costs less than a 95-gallon MSW Cart.) For Recyclable Materials and Food Scrap/Yard Trimmings/Stable Bedding and Manure Carts, Customers may select from 35-gallon, 65-gallon, or 95-gallon without impacting their rate, and Customers may select one (1) or two (2) Recycling Carts of any size without impacting their rate. [Two (2) Recycling Carts are included in the City's basic service rate; there is not a discount for a Residential Customer selecting only one (1) Recycling Cart]. In addition to Cart service described above, the postcard shall include information on 3-yard Residential Stable Bedding and Manure Bins available to Residential Customers for Stable Bedding and Manure Service and the Contractor's rates subject to the Applicable Maximum Rates as set forth in Attachment D, as may be adjusted per the terms of this Agreement. Contractor shall also coordinate with City to remind Customers about making these choices, and the Contractor's rates subject to the Applicable Maximum Rates, by use of the City and Contractor's websites and all available City and Contractor print and social media. If Customer makes no Cart size selection for one or more of the materials, Contractor shall provide the Customer with the existing Cart sizes (and/or 3-yard Residential Stable Bedding and Manure Bin, if applicable) that were provided by the previous contractor for Residential Recyclable Materials, Residential Food Scraps/Yard Trimmings/Stable Bedding and Manure, and Residential MSW. The postcard mailed to Residential Customers shall explain the default size of 95-gallons for Residential Recyclable Materials, Yard Trimmings/Food Scraps/Stable Bedding and Manure and MSW and inform Customers as to how to request different sized Containers, as well as associated Applicable Maximum Rates. Contractor shall purchase and distribute the new wheeled Carts described in Attachment E-2. The postcard shall also include a link to an online survey program that will allow the Customer to make an online selection for new cart sizes.

1.4.1.2. Survey of Residential Customers To Determine Extra Cart Sizes for Residential Customers with Extra Carts. Prior to the commencement of Collection operations on July 1, 2025, Contractor shall survey all Residential Customers with Extra Carts, based on a list provided by the previous contractor. For Residential Customers with Extra Carts, the two-part postcard or mailer shall also include the current sizes and material type of the Extra Cart(s) being provided by the previous contractor and the associated Applicable Maximum Rates for the Extra Cart(s). The postcard or mailer will provide the Residential Customers the opportunity to change the number of Extra Cart(s) they prefer as part of the mail-back portion of the two-part postcard or mailer. As described in Section 1.4.1.1, the basic Residential rate includes one (1) Residential MSW Cart with differing rates dependent on Cart size, one (1) or two (2) Recycling Carts of any size and one (1) Yard Trimmings/Food Scraps/Stable Bedding and Manure Cart of any size. The postcard or mailer shall explain that an Extra Cart charge shall occur upon the

Residential Customer's new or continued request for each additional grey MSW Cart after the first, upon the Customer's new or continued request for each additional blue Recycling Cart after the second, and upon a Customer's new or continued request for each additional green Yard Trimmings/Food Scraps/Stable Bedding and Manure Cart after the first. The postcard or mailer shall inform the Residential Customers that they may reduce the number of Extra Carts they were provided by the previous contractor which will reduce the amount they will be charged effective July 1, 2025 in accordance with the Applicable Maximum Rates. [The only instance in which a reduction of Extra Carts will not result in a rate reduction is when a Residential Customer reduces their number of Recycling Carts from two (2) Carts to one (1) Cart as Residential basic service includes either one (1) or two (2) Recycling Carts]. If a Residential Customer reduces their number of Extra Carts, Contractor shall reduce the Residential Customer's charges accordingly effective July 1, 2025, and make arrangements to pick up the Extra Cart(s) as soon as possible. If Contractor is unable to pick up the Extra Cart(s) until after July 1, 2025, the Residential Customer will not be charged for the Extra Cart(s) as of July 1, 2025.

1.4.1.3. Contractor Distribution of New Carts and Removal of Old Carts. Contractor shall collect all of the existing old, wheeled Carts such that no Customer is ever without all required Carts. Contractor shall make arrangements for old Carts collected by Contractor to be either recycled or reused. Contractor shall provide City a schedule and plan for Cart distribution and collection of the old Carts in Attachment C and shall follow said schedule. All of the existing (old) wheeled Carts shall be replaced with the new wheeled Carts as described in Attachment E-2, on or before July 1, 2025.

1.4.1.4. Carts for Basic Residential Service. Contractor shall provide each Single Family Dwelling Residential Customer with a minimum of three (3) or four (4) wheeled Carts with lids for the basic level of service: one (1) grey MSW Cart (of the size requested by the Customer), one (1) or two (2) blue Recycling Carts (of the sizes requested by the Customer), and one (1) green Cart for Yard Trimmings/Food Scraps/Stable Bedding and Manure (of the size requested by the Customer) subject to the Applicable Maximum Rates. If a Single Family Dwelling Residential Customer's Cart sizes are not determined from the previous contractor's records or from a response to the Cart survey described in Section 1.4.1.1, the Customer shall receive the default Cart size for Residential MSW, Recycling and/or Yard Trimmings/Food Scraps/Stable Bedding and Manure Carts of 95-gallon Carts.

1.4.1.5. Extra Carts for Residential Service. An Extra Cart charge shall occur upon the Residential Customer's request for a second (2nd) or subsequent additional grey MSW Cart, upon the Customer's request for a third (3rd) or subsequent additional blue Recycling Cart and upon a Customer's request for a second (2nd) or subsequent additional green Yard Trimmings/Food Scraps/Stable Bedding and Manure Cart. Contractor shall charge Residential Customers for the Extra Carts in accordance with the Applicable Maximum Rates.

1.4.1.6. Non-Containerization. By April 15, 2025, Contractor shall direct mail to all Customers to provide information and notice regarding the prohibition against Non-containerization. As of July 1, 2025, Customers shall be required to Containerize all MSW,

Recyclable Materials and Yard Trimmings/Food Scraps/Stable Bedding and Manure. The notice will inform Customers, and include graphic and/or photo representations, of the meaning of Containerization and Non-containerization, and educate Customers on the need for Containerization. The City may choose to enforce the containerization requirement through its Code Enforcement process.

1.4.1.7. Exchange of Non-damaged Carts and/or Carts' Sizes. Upon Customer request, as described herein, Contractor shall change Cart sizes from their existing configuration to any combination of sizes of carts for MSW, Recyclable Materials, Co-collected Food Scraps/Yard Trimmings/Stable Bedding and Manure. Customer's rate will be adjusted in accordance with the Applicable Maximum Rates. Customer may exchange non-damaged Carts sizes and/or exchange out same-sized non-damaged Carts one (1) time per year during Term with no additional charge for pick up and/or drop off of Carts. During the one time per year exchange, Customer may exchange one or all their non-damaged Carts sizes and/or exchange one or all of their non-damaged Carts for same-sized Carts at no additional charge for pick up and/or drop off of Carts. Upon the Customer's request for a second (2nd) or more exchange of non-damaged Carts sizes and/or exchange of same-sized non-damaged Carts during the same year during Term, Contractor shall charge Customers for the additional exchange(s) in accordance with the Applicable Maximum Rates.

1.4.1.8. Cleaning of Carts. Upon Customer request, Contractor shall clean Cart(s) in accordance with the Applicable Maximum Rates.

1.4.1.9. Replacement of Kitchen Pails for Food Scrap Diversion Program. Contractor shall provide a replacement kitchen pail to Customers (as shown in Attachment GG) upon request and may charge for the replacement kitchen pail in accordance with the Applicable Maximum Rates.

1.4.1.10. Change of Number of Pick-Up Days for Residential 3-Cubic-Yard Bin for Stable Bedding and Manure Service. Upon Customer request, as described herein, Contractor shall change the number of pick-up days for a Residential 3-cubic-yard Bin for Stable Bedding and Manure service in accordance with the Applicable Maximum Rates.

1.4.1.11. Repair and Replacement of Containers. During the entire Term of the Contract, Contractor shall maintain an adequate inventory of Carts and Containers to fulfill and meet all needs of Customers in City. Contractor shall be responsible for the repair and replacement of all Carts and Containers that are broken, damaged, tagged with graffiti, lost, or stolen. The repair, refurbishment and replacement of Carts and Containers shall be at the sole expense of the Contractor. The Contractor shall submit, on a quarterly basis, a report showing the inventory of all Carts and Containers as well as a record of the replacement and repair schedule for the prior ninety (90) days in the quarterly report described in Attachment K.

1.4.2. Containers for Multi-Family Dwellings, Commercial and Business Establishments and City Facilities.

1.4.2.1. Sizes and Types of Containers to be Provided. Contractor shall offer and furnish the following sizes and types of wheeled Carts with lids: thirty-five (35) gallon, sixty-five (65) gallon, and ninety-five (95) gallon for MSW, Recyclable Materials, Source-Separated Food Scraps, Co-collected Food Scraps/Yard Trimmings/Stable Bedding and Manure. Yard Trimmings/Wood, and Source-Separated Stable Bedding and Manure. The Carts shall meet the specifications listed in Attachment E-1 and shall be color-coded as described in this Section 1 of Attachment B. Contractor shall also offer and furnish the following sizes and types of Bins, Compactors and Roll Off Boxes: one (1) cubic yard, one and one-half (1.5) cubic yard, two (2) cubic yard, three (3) cubic yard, four (4) cubic yard, six (6) cubic yard Bins; Split two (2) cubic yard Bins, Split three (3) cubic yard Bins, Split four (4) yard Bins; three (3) cubic yard Bin Compactors, and four (4) cubic yard Bin Compactors; ten (10) cubic yard, twenty (20) cubic yard, thirty (30) cubic yard and forty (40) cubic yard Roll Off Boxes. Contractor shall mark all Bins, Bin Compactors, Roll Off Boxes and Contractor-owned Compactors that are longer than three feet (3') in length and taller than four feet (4') in height with reflectors on each side. The reflectors shall consist of eight (8) strips of reflective tape, each a minimum of two inches (2") wide and two feet (2') long. One tape strip shall be applied horizontally to each of the top and bottom portions of the four corners where the vertical walls of the Container meet, and be oriented so that approximately twelve inches (12") of each tape strip is visible on each of the two outside walls to which it is applied. (Bins that are smaller in size than three feet (3') in length and taller than four feet (4') in height, shall be marked on each side with reflective tape sized according to the Bin's size.) The fluorescent tape shall be fluorescent yellow and made of high-performance retroreflective sheeting of American Society for Testing and Materials (ASTM) D4956-13 Type V, VIII, IX or XI. If reflective tape cannot be applied to a Container in the manner described above because of the design or a physical characteristic of the Container, the reflective tape shall be placed as close to the top and bottom of the Container as possible or on the center of the smaller outside facing walls of the Container. All Bins, Bin Compactors, Contractor-owned Compactors and Roll Off Boxes shall also be clearly labeled with Contractor's name and current telephone number.

Contractor shall provide Compactor pull service for Commercial and Business Establishments and City Facilities and Customers located at any of said Premises may, at their sole discretion, lease and/or purchase Compactors from any Person, company, manufacturer, or distributor, including, but not limited to, Contractor, for use at their Premises. Contractor shall provide repair and maintenance services at rates not to exceed the Applicable Maximum Rates to any Customer requesting such services for a Compactor whether or not said Compactor is owned by Contractor. Bins and Roll Off Boxes shall be color-coded as described in this Section 1 of Attachment B.

1.4.2.2. Contractor Distribution of New Bins, Carts, Compactors and Roll Off Boxes. Contractor shall collect all of the existing old Carts and Bins (or make arrangements with the former contractor to Collect the Carts and Bins) concurrent with Contractor's distribution of new Bins such that no Customer is ever without all required Containers. Contractor shall make arrangements for old Bins it collects to be either recycled or reused. Contractor shall coordinate with the former contractor for removal of all Compactors and Roll Off Boxes owned by the former contractor concurrent with Contractor's distribution of new Compactors and Roll Off Boxes such that no Customer is ever without all required

Containers. Contractor shall provide City a schedule and plan for Cart, Bin, Compactor and Roll Off Box distribution and collection of the old Carts in Attachment C and shall follow said schedule. All of the existing (old) Containers shall be replaced with the new Containers as described in Attachment E-2, on or before July 1, 2025.

1.5. Container Color Coding and Labeling.

1.5.1. Color Coding.

Contractor shall replace all Carts, Containers, Bins and all non-Customer-owned Compactors in City (Single Family Dwelling Residential, Multi-Family Dwelling and Commercial and all other Customers for all types of Divertible Materials and MSW) before July 1, 2025. All Containers shall be of a uniform color including the body and the lid. The color-coding scheme for all Residential Carts shall be grey for MSW Carts, green for Yard Trimmings/Food Scraps/Stable Bedding and Manure Carts, and blue for Recyclable Materials Carts.

The color-coding scheme for all Multi-Family Dwelling Carts shall be grey for MSW Carts, green for Yard Trimmings/Food Scraps/Stable Bedding and Manure Carts, and blue for Recyclable Materials Carts

The color-coding scheme for all Commercial Carts shall be grey for MSW Carts, green for Yard Trimmings/Food Scraps Carts, and blue for Recyclable Materials Carts

The color-coding scheme for Multi-Family Dwelling Bins shall be grey for MSW Bins, green for co-collected Yard Trimmings/Food Scraps Bins, green for source-separated Yard Trimmings Bins, brown for Source-separated Food Scraps Bins, blue for Recyclable Materials Bins, and green for Stable Bedding and Manure Bins.

The color-coding scheme for Commercial Bins shall be grey for MSW Bins, green for co-collected Yard Trimmings/Food Scraps Bins, green for source-separated Yard Trimmings Bins, brown for Source-separated Food Scraps Bins, blue for Recyclable Materials Bins, and green for Stable Bedding and Manure Bins.

The color-coding scheme for all Roll Off Boxes shall be grey for MSW Boxes, green for Yard Trimmings/Food Scraps Boxes, green for source-separated Yard Trimmings Boxes, brown for Source-separated Food Scraps Boxes and blue for Recyclable Materials Boxes and tan for Compactors. Mixed Recyclable Materials Boxes shall be blue in color. Stable Bedding and Manure Boxes shall be green in color.

Roll Off Boxes designated for Recyclable Materials Collection, Yard Trimmings/Food Scraps, Source-Separated Yard Trimmings or Food Scraps Collection or Stable Bedding/Manure shall be prominently labeled as such (e.g., “Recyclable Materials Only”, “Yard Trimmings/Food Scraps Only”, “Yard Trimmings Only”, “Food Scraps Only”, “Stable Bedding/Manure Only”) either with permanent lettering or with removable magnetic signage on each side. Contractor-owned Compactors for Food Scraps shall be prominently labeled “Food Scraps Only” either with permanent lettering or with removable

magnetic signage on each side.

The color-coding scheme for temporary Commercial Bins shall be the same as the color scheme for permanent Commercial Bins.

1.5.2. Container Labeling and Signage.

All new Containers shall have messages and graphics on the exterior (e.g., top of Cart lid, front of Bin) designed to remind Customers of what materials can and cannot be placed into each type of Container in both English and Spanish. City shall have final approval of the text/graphics. Contractor shall work with City and all City-approved Processing Facilities (listed in Article 6 of the Agreement) to tailor the types of materials allowed in each Container to the capabilities and technology and/or methods of processing used at each facility in order to minimize Residue, maximize Diversion and maximize the quality and value of the Recovered Materials produced. Contractor shall submit the order(s) for new Containers to City for review at least thirty (30) days prior to ordering the Containers required herein. The order shall include the color for each type of Cart, Bin and Box, the number of each size Cart, Bin and Roll Off box being ordered, the manufacturer and model of each, and design of messages/graphics for each. All Carts provided by the Contractor pursuant to this Agreement shall meet the detailed specifications contained in Attachment E-1. All Carts, Bins, Compactors and Roll Off Boxes will be identifiable with a unique serial number, bar code, or RFID located on the Container that is assigned to the collection location and address that it services. A complete and current list of the serialized containers will be available to City personnel for use on an “as needed” basis. Unique serial numbers for Containers and Carts and proper tracking of location and address that it services is important to demonstrate Contractor’s and City’s efforts to comply with SB 1383 in relation to Contamination. Contractor shall continue to utilize the herein-described color-coding scheme for all Containers used in City throughout the Term unless otherwise directed by City.

1.5.3. Distribution of Recycling Guide to New Customers.

At any time a Cart is distributed to a new or returning Single-Family Residential Customer or to a new Multi-Family Residential Premises, Contractor shall also deliver to such Residential Premises(s) a copy of Recycling Guide described in Section 5 of this Attachment B.

SECTION 2: SINGLE FAMILY AND MULTI-FAMILY DWELLING RESIDENTIAL COLLECTION SERVICES.

2.1. Single Family Dwelling Residential Basic Level of Service.

The basic level of service for a Single Family Dwelling Residential Premises that is individually-serviced with Collection from wheeled, lidded Contractor-supplied Carts, includes once weekly curbside or alley Collection of: (A) MSW provided by automated Collection; (B) Recyclable Materials provided by automated Collection; (C) Food Scraps/Yard Trimmings/Stable Bedding and Manure provided by automated Collection, and other required programs identified in the Agreement and in this Attachment B. City will allow exceptions to automated Collection upon receipt of a written request from Contractor if required due to space constraints, safety issues or other unusual circumstances. City's decision as to whether or not to allow manual Collection shall be final.

2.1.1. New Residences Constructed and Occupied During the Term.

During the Term, additional Single Family Dwelling Residential homes will be constructed and occupied within City. Contractor shall fully implement the Recyclable Materials Collection program, the Food Scrap/Yard Trimmings/Stable Bedding and Manure Collection program, and MSW Collection at each new Single Family Dwelling Residence within thirty (30) days of issuance of the Certificate of Occupancy by the City. The liquidated damages in Article 15.09 of the Agreement shall not apply until a service order request has been submitted to Contractor by Contractor's Recycling Coordinator, the City, or a Customer.

2.2. Single Family Dwelling Residential MSW Collection.

The basic level of service for a Single Family Dwelling Residential Premises that is individually-serviced is once weekly curbside or alley Collection of one (1) MSW Cart provided by automated Collection. If requested by Customer, Contractor shall provide different size(s) of MSW Carts as described in Section 1.4.1.7 of this Attachment B. When a different sized MSW Cart is requested by and provided to Customer, Contractor shall adjust Customer's billing in accordance with the new size of the MSW Cart in accordance with the Applicable Maximum Rates.

If a Customer requests a second or additional MSW Cart, Contractor shall promptly deliver such Cart and shall be permitted to charge the Customer an additional charge in accordance with the Applicable Maximum Rates for the Extra Cart(s).

2.3. Single Family Dwelling Recyclable Materials Diversion Program.

The basic level of service for a Single Family Dwelling Residential Premises that is individually-serviced is once weekly curbside or alley Collection of one (1) or two (2)

Recyclable Materials Cart(s) provided by automated Collection on the same day as MSW Collection. Contractor shall Collect all Recyclable Materials in a separate Collection vehicle that collects only Recyclable Materials. Contractor shall process Recyclable Materials at the Clean MRF approved by City listed in Article 6 of the Agreement and arrange for sale of the Recyclable Materials.

If requested by Customer, Contractor shall provide different sizes of Recyclable Materials Carts as described in Section 1.4.1.7 of this Attachment B. Contractor shall provide Recyclable Materials Collection service to Residences pursuant to Section 2.1 of this Attachment B. If any Resident refuses delivery of a Recycling Cart, Contractor shall make one additional attempt to inform the Resident of the reasons for the State-mandated Recycling program and to deliver the Cart. If the Cart is refused a second time, Contractor shall retain the Cart for future use within the City. Contractor shall maintain a written record of the Customer name, address, date(s) and time(s) of Cart refusal, name of Recycling Coordinator (or other staff) who spoke with the Customer, type of contact with Customer (phone call, email or in-person), the Customer's reason for the Cart refusal, and the number of total Recycling Carts being held in inventory due to being refused and shall submit this information as part of the monthly reports to City described in Attachment K.

If the Customer requests a third (3rd) or additional Recyclable Materials Cart, Contractor shall promptly deliver such Cart(s) and shall be permitted to charge the Customer an additional charge in accordance with the Applicable Maximum Rates for the Extra Cart(s).

Contractor shall continually monitor participation in the Residential Recyclable Materials Diversion program. Contractor's Recycling Coordinators shall utilize the list of non-participating households submitted in the monthly reports (required by Attachment K) and shall contact non-participating Residents to discuss the Diversion program and determine the reason(s) for non-participation. The Coordinators shall provide additional information, training, public education materials and explanations of the state law and the reasons for the program. The Coordinators shall note the Resident's name, address, date(s) and time(s) of contact with Resident, name of Coordinator contacting the non-participating Resident, type of contact with Resident (phone call, email, in-person, etc.), Resident's reason for non-participation and details of such contacts in the monthly reports. In cases of recalcitrant Residents, such contacts shall be made on site and in person, in addition to by telephone.

2.4. Single Family Dwelling Food Scrap/Yard Trimmings/Stable Bedding and Manure Collection Program Utilizing Carts

The basic level of service for a Single Family Residential Premises is once weekly curbside or alley Collection of one (1) Food Scraps/Yard Trimmings Cart provided by automated Collection on the same day as MSW Collection. Contractor shall Collect all Food Scraps/Yard Trimmings in a separate Collection vehicle that collects only Food Scraps/Yard Trimmings. Contractor shall process the Collected commingled Food Scraps/Yard Trimmings at the Compost Facility approved by City listed in Article 6 of the Agreement and arrange for sale of the Compost that is produced.

Customers located in Single Family Dwellings that are part of an HOA or Gated Development where the HOA is responsible for landscaping, rather than the Customer, will still be delivered a green Cart for Food Scraps.

Customers located in equestrian communities that generate Stable Bedding and Manure from on premises stables shall be provided with a Green Cart that can accept co-collected Food Scrap/Yard Trimmings/Stable Bedding and Manure in accordance with the Applicable Maximum Rates. Contractor shall process the co-collected Food Scraps/Yard Trimmings/Stable Bedding and Manure at the Processing Facility approved by City listed in Article 6 of the Agreement and arrange for sale of the byproducts that are produced.

Contractor shall distribute public education materials to all Single Family Dwelling Residences as more fully described herein and in Section 5 of this Attachment B.

If requested by Customer, Contractor shall provide different size(s) of Food Scrap/Yard Trimmings/Stable Bedding and Manure Carts as described in Section 1.4.1.7 of this Attachment B. If any Resident refuses delivery of a Food Scrap/Yard Trimmings/Stable Bedding and Manure Cart, Contractor shall make one additional attempt to inform the Resident of the reasons for the State-mandated Food Scrap/Yard Trimmings/Stable Bedding and Manure Collection program and to deliver the Cart. If the Cart is refused a second time, Contractor shall retain the Cart for future use within the City. Contractor shall maintain a record of the Customer name, address, date(s) and time(s) of Cart refusal, name of Recycling Coordinator (or other staff) who spoke with the Customer, type of contact with Customer (phone call, email or in-person), the Customer's reason for the Cart refusal, and the total number of Food Scrap/Yard Trimmings/Stable Bedding and Manure Carts being held in inventory due to being refused and shall submit this information as part of the monthly reports to City described in Attachment K.

If the Customer requests a second or additional Food Scrap/Yard Trimmings/Stable Bedding and Manure Cart, Contractor shall promptly deliver such Cart and Contractor shall be permitted to charge the Customer an additional charge in accordance with the Applicable Maximum Rates for the Extra Cart(s).

Contractor shall continually monitor participation in the Residential Food Scrap/Yard Trimmings/Stable Bedding and Manure Diversion program. Contractor's Recycling Coordinators shall utilize the list of non-participating households submitted in the monthly reports (required by Attachment K) and shall contact non-participating Residents to discuss the Diversion program and determine the reason(s) for non-participation. The Coordinators shall provide additional information, training, public education materials and explanations of the state law and the reasons for the program. The Coordinators shall note the Resident's name, address, date(s) and time(s) of contact with Resident, name of Coordinator contacting the non-participating Resident, type of contact with Resident (phone call, email, in-person, etc.), Resident's reason for non-participation and details of such contacts in the monthly reports. In cases of recalcitrant Residents, such contacts shall be made on site and in person in addition to by telephone.

Contractor shall continue to prepare and distribute a set of public education materials as

described herein and in Section 5 of this Attachment B, annually during the Term.

2.4.1. Single Family Dwelling Stable Bedding and Manure Collection Program Utilizing 3-Cubic-Yard Bins.

Contractor shall provide 3-cubic Yard service for the Collection of Stable Bedding and Manure for large Residential generators of Stable Bedding and Manure with on-premises stables in accordance with the Applicable Maximum Rates. Contractor shall process the Stable Bedding and Manure at the Facility approved by City listed in Article 6 of the Agreement and arrange for sale of the byproducts that are produced.

2.4.2 Replacement of Kitchen Food Scrap Pails at Single Family Dwellings and Distribution of Kitchen Pails to New Customers Commencing Service

As part of the City's prior collection contract, kitchen pails for storage of Food Scraps were distributed to all households in Laguna Hills in 2022 with the implementation of the City's Co-collected Food Scraps/Yard Trimmings program. Upon request from a Customer, Contractor shall provide a replacement kitchen pail as shown in Attachment GG in accordance with the Applicable Maximum Rates in Attachment D. Public education materials describing the Residential Food Scrap/Yard Trimmings program, and showing how to use the kitchen pail, shall be provided to each Customer that requests a replacement kitchen pail. Replacement kitchen pails shall be delivered by the Contractor to Customer. The public education materials to be provided with each kitchen pail are described in Section 5 of this Attachment B.

Any Single Family Dwelling Customer who did not receive a kitchen Food Scrap pail in the initial 2022 distribution (including but not limited to occupants of townhomes, condominiums, gated communities and similar developments that have individual Cart service) shall receive a kitchen Food Scrap pail as part of the distribution of kitchen Food Scrap pails to all Multi-Family units during the period from January 1, 2026 through June 30, 2026 as described in Section 2.10.3 of this Attachment B. Said Customers shall be provided with the pails at no charge.

Contractor shall deliver kitchen Food Scrap pails and the kitchen Food Scrap brochure to all new Single Family Customers within seven (7) business days of delivery of Carts or the start of Collection service, whichever is earlier. Said delivery shall be made in person to the Customer's front door and Contractor's Recycling Coordinator shall explain the Food Scrap/Yard Trimmings Collection Program. use of the kitchen pail and shall answer the Customer's questions about the program.

2.5. Backyard/Sideyard Wheel-Out Service

Upon Customer request, Contractor shall provide Backyard/Sideyard service for Collection of MSW, Recyclable Materials and Food Scraps/Yard Trimmings at the Applicable Maximum Rates for such service. Contractor shall provide Backyard/Sideyard Collection service of MSW, Recyclable Materials and Food Scraps/Yard Trimmings at no additional charge for Disabled Persons. Contractor shall be responsible for obtaining and

verifying Disabled Person status for Customers requesting complimentary Backyard/Sideyard Collection service.

2.6. Monitoring of Contamination in All Residential Collection Programs.

Monitoring, reducing and eliminating Contamination in the MSW, Recyclable Materials and Food Scrap/Yard Trimmings/Stable Bedding and Manure Collected by Contractor is of paramount importance for the City's compliance with SB 1383. Contractor shall perform all of the following to monitor, reduce and eliminate Contamination in the Single Family Dwelling Residential Diversion programs which include all Customers with individual Cart Collection service.

2.6.1. Characterizations and On-Site Field Audit Requirements.

Contractor shall conduct all Characterizations and On-Site Field Audits described in Attachment N and shall also conduct all follow-up Contamination tracing and public education and outreach described therein.

2.6.2. Observation and Issuance of Contamination Notices to Customers.

Whenever Contractor's driver arrives at a Residence where the driver observes Contamination in any Cart(s) (MSW, Recyclable Materials and/or Food Scrap/Yard Trimmings/Stable Bedding and Manure Cart(s)), the driver shall take the following actions:

(1) Utilizing the tablet-based, on-board operational CRM system described in Article 8 of the Agreement, photograph the Contamination in the Cart and link the Contamination event with the Customer associated with the Contaminated materials in a manner that notes the address, Customer number, time, and date with the Contamination event. Upload the photograph to both Contractor's dispatch/Customer Service and to a shared, cloud-based file that is also accessible by the City;
(2) Empty the Contaminated Cart into the Collection vehicle, including Collecting all materials in and around the Cart.
(3) Place a hang-tag on the Contaminated Cart. The hang-tag shall contain the following information:
    a. Customer must place only acceptable Recyclable Materials in the Recycling Cart and only acceptable Food Scraps and Yard Trimmings and Stable Bedding/Manure in the Food Scraps and Yard Trimmings and Stable Bedding/Manure Cart. No Recyclable Materials, Food Scraps or Yard Trimmings or Stable Bedding/Manure shall be placed in the MSW Carts.
    b. Informing the Customer that they may request additional MSW, Recyclable Materials and Food Scraps/Yard Trimmings/Stable Bedding and Manure Carts from Contractor at an additional charge. The additional charge applies to the second (2nd) or additional MSW Cart, the third (3rd) or additional

Recycling Cart and/or the second (2nd) or additional Food Scraps/Yard Trimmings/Stable Bedding and Manure Cart.

c. Informing the Customer that State law and the City's ordinance requires all Residents to participate in the City's Recyclable Materials and Food Scrap/Yard Trimmings/Stable Bedding and Manure Diversion programs.
d. Notifying the Customer that the City may fine the Customer if additional Contamination occurs.
e. Notifying the Customer that a photograph documenting the Contamination incident was taken on this date (driver to fill in date) and is available either by calling Contractor (include phone number to call) or by scanning the QR code on the hang tag (if Contractor's CRM and computer system is capable of providing this).

Upon Contractor receipt of notification from the driver that a Customer has placed a Contaminated Cart out for Collection, the Contractor's personnel shall record the instance in a digital database including the following information:

1. Date of Contamination event
2. Time of Contamination event
3. Customer address where Contamination was encountered
4. Customer identification number (if available for the Customer) for Customer associated with Contamination
5. Photo-documentation of Contamination
6. Route number for the route where the Contamination was encountered
7. Material stream that was Contaminated and by which type of Material (i.e., MSW in the Recyclable Material Cart, Recyclable Materials in the MSW Cart, Food Scraps/Yard Trimmings/Stable Bedding and Manure in the Recyclable Materials Cart)

In the monthly reports described in Attachment K, Contractor shall provide the City with a digital listing, in Excel format (or similar database program approved by City), of Customers that were found by the driver to have Contamination in their Carts. The report shall include: 1) the total number of Contamination events associated with each Customer during the reporting period; and 2) the Cart which contained the Contamination (i.e., Recycling Cart, MSW Cart, or Food Scraps/Yard Trimmings/Stable Bedding and Manure Cart). Contractor shall also provide to City photo-documentation of each instance of Contamination on a monthly basis using a cloud-based file sharing service.

2.7. Procedures For Handling Residential Non-Containerized MSW, Recyclable Materials, Food Scraps/Yard Trimmings/Stable Bedding and Manure and Other Materials.

The City requires all MSW, Recyclable Materials and Food Scraps/Yard Trimmings/Stable Bedding and Manure to be stored and placed for Collection in the Contractor-provided wheeled Carts with lids fully closed. Carts are more fully described in Section 1 of this Attachment B.

The only exception to this Containerization requirement is for Bulky Items that are placed out for Collection and for which the Customer has scheduled a Collection appointment with Contractor as described in Section 4 of this Attachment B.

2.7.1. Each Instance of Contractor Encountering Non-Containerized Waste.

When Contractor's driver arrives at a Residence where Non-containerized materials are present in the street, curb area or alley, the driver shall take the following steps:

(1) Utilizing the tablet-based, on-board operational CRM system described in Article 8 of the Agreement, photograph the Non-containerized material(s) and link the Non-containerized materials with the Customer associated with the Non-containerized materials in a manner that notes the address, customer number, time, and date with the Non-containerization. Upload the photograph to both Contractor's dispatch/Customer Service and to a file to be sent to the City;
(2) Empty the Cart into the Collection vehicle, including collecting all Non-containerized materials in and around the Cart
(3) Place a hang-tag on the Cart nearest the Non-containerized materials. The hang-tag shall contain the following information:
    a. Customer must place all materials in the Cart with the lid fully closed.
    f. Informing the Customer that they may request additional MSW, Recyclable Materials and Food Scraps/Yard Trimmings/Stable Bedding and Manure Carts from Contractor at an additional charge. The additional charge applies to the second (2nd) or additional MSW Cart, the third (3rd) or additional Recycling Cart and/or the second (2nd) or additional Food Scraps/Yard Trimmings/Stable Bedding and Manure Cart.
    b. Notifying the Customer that the City may take code enforcement action if additional Non-containerization occurs.
    c. Notifying the Customer that a photograph documenting the Non-containerization incident was taken on this date (driver to fill in date) and is available either by calling Contractor (include phone number to call) or by scanning the QR code on the hang tag (if Contractor's CRM and computer system is capable of providing this)

Upon Contractor receipt of notification from the driver that a Customer has placed Non-Containerized materials for collection, the Contractor's personnel shall record the instance on a digital database including the following information:

1. Date of Non-containerization
2. Time of Non-containerization
3. Customer address where Non-containerization was encountered
4. Customer identification number (if available for the Customer) for Customer associated with Non-containerization
5. Photo-documentation of Non-containerization
6. Route number for the route where the Non-containerization was encountered

7. Type of material that was Non-containerized (I.e., MSW, Recyclable Materials, Food Scraps/Yard Trimmings/Stable Bedding and Manure)

If the Contractor identifies any Customers that have second or subsequent Non-containerization instances associated with their address, the Contractor may refer these accounts to the City for enforcement action. Contractor shall not charge Customer any additional fee or cost for Collection of Non-containerized materials.

On a monthly basis, Contractor shall provide the City with a digital listing, in Excel format (or similar database program approved by City), of Customers that have Non-containerized materials that shall include the information described above along with the total number of Non-containerization instances associated with each customer in the previous 6 months. Contractor shall also provide to City photo-documentation of each instance of Non-containerization on a monthly basis using a cloud-based file sharing service.

If a Customer is identified to have two (2) instances of Non-containerization within a 30-day period, Contractor's Recycling Coordinators shall contact the Customer and work with the Customer to develop options to address the Non-containerization issue including, but not limited to, flattening boxes, increasing Diversion of Divertible Materials, source reduction, backyard composting, and other options. If a Single Family Dwelling Customer has only one (1) Recyclable Materials Cart and has two (2) instances of Non-containerization within a 30-day period, Contractor's Recycling Coordinators shall assess and recommend, as appropriate, the delivery of a second Recyclable Materials Cart as an option to address the Non-containerization issue. (The second Recyclable Materials Cart is collected at no extra charge to Customer.)

In no event shall Contractor force, coerce, pressure, threaten, or require a Customer to increase the frequency of their service or subscribe to a larger size Container due to Non-containerization.

2.8. Multi-Family Complex Residential Basic Level of Service.

The basic level of service for Multi-Family complexes that Contractor shall provide includes once weekly Collection of: (A) MSW provided by a vehicle designed for MSW Collection; (B) Collection of Single Stream Recyclable Materials; (C) Collection of Food Scraps; and Collection of Yard Trimmings and Wood, as applicable to the specific Multi-Family complex.

Collection shall be accomplished in a manner such that the flow of traffic shall not be impeded nor a threat to the public health or safety created. Contractor shall provide each of the service options for Collection of MSW, Recyclable Materials, Yard Trimmings, and Food Scraps as described in Sections 2.8, 2.9 and 2.10 of this Attachment B.

Contractor shall provide the following Collection services for Multi-Family complexes:

2.8.1. New Multi-Family Complexes Constructed and Occupied During the Term.

During the Term, additional Multi-Family complexes will be constructed and occupied within City. Contractor shall fully implement (i) a Single Stream and/or Single-Material Recycling Program; (ii) a Food Scrap/Yard Trimmings and/or Source-Separated Food Scrap Diversion Program; and (ii) a Source-Separated Yard Trimmings/Wood Diversion Program (if applicable) at each new complex within thirty days of issuance of the Certificate of Occupancy by the City. The liquidated damages in Section 15.09 shall not apply until a service order request has been submitted to Contractor by Contractor's Recycling Coordinator, the City, or a Customer. If the property has on-premises stable operations, the Contractor shall also provide Stable Bedding and Manure collection service.

2.8.2. Multi-family Family Dwelling Stable Bedding and Manure Collection Program Utilizing Carts, Roll-off Boxes, and 3-Cubic-Yard Bins.

Contractor shall provide either Carts. Roll-off Boxes, or 3-cubic Yard service for the Collection of Stable Bedding and Manure for Multi-family generators of Stable Bedding and Manure with on-premises stables in accordance with the Applicable Maximum Rates. Contractor shall process the Stable Bedding and Manure at the Facility approved by City listed in Article 6 of the Agreement and arrange for sale of the byproducts that are produced.

2.9. Multi-Family Complex Residential MSW Collection.

Contractor shall provide MSW Collection services as follows: (A) regularly scheduled weekly MSW Collection service; (B) as-needed on-call Collection for Roll Off Boxes and Compactors, and (C) additional pick-ups. On-call and additional pick-up requests may be made by Customer, Authorized Customer Representative or, in the case of Compactors so equipped, by automatic dial-up, other automated methods or electronic device that signals Contractor. Contractor shall provide service within twenty-four (24) hours of receiving a request, (provided that the request is made prior to two o'clock p.m. (2:00 p.m.) of the collection day) and shall charge the rates not exceeding the Applicable Maximum Rates on-call pickups and additional pickups.

Contractor shall provide Containers as described in Section 1.4.2 to Multi-Family complexes for storage and Collection of MSW in accordance with the Maximum Applicable Rates.

Customers may, at any time, adjust the frequency of Collections, the size(s) of Containers, the type(s) of Containers and/or the number of Containers for the storage and Collection of MSW.

2.10. Multi-Family Complex Residential Diversion Services.

Contractor shall provide the following Diversion services at Multi-Family complexes. Contractor shall complete all steps listed in Section 3.7 of this Attachment B to implement the Diversion Programs described herein at all Multi-Family complexes in City. For

Diversion Programs that are already in place, Contractor shall perform an on-site evaluation of the existing program at each Multi-Family complex on or before October 1, 2025 and review each implementation step in Section 3.7 with the Authorized Customer Representative. On or before December 1, 2025, Contractor shall complete any and all of the steps listed in Section 3.7 necessary to ensure that all Diversion Programs required in the Agreement are "fully implemented." A Diversion Program at a Multi-Family complex will be considered "fully implemented" if Contractor has completed all the tasks described in Section 3.7 of this Attachment B and if the fully implemented program is observed to be in full and successful operation during periodic audits and reviews conducted by City. City will perform audits to determine Contractor's compliance with the requirements of this Section, as described in Article 10 of the Agreement. City may also conduct periodic reviews at any time during the Term. The City's audit and review of all Multi-Family Diversion Programs may include review and monitoring of Contamination percentages achieved for each type of material (MSW, Recyclable Materials and Food Scraps/Yard Trimmings, and Stable Bedding/Manure (if applicable)) at each Multi-Family complex. Contamination percentages shall be measured and calculated pursuant to the protocol in Article 11 and Attachment N of the Agreement.

2.10.1. Multi-Family Complex Residential Recyclable Materials Diversion Program.

Contractor shall provide Recyclable Materials Collection at Multi-Family complexes. Each Multi-Family Customer shall be offered Collection of Single Stream Recyclable Materials and Single-Material Recyclables. Contractor shall provide separate Bin(s) or wheeled Carts (as identified in Section 1.4.2 of this Attachment B and in Attachment E) for storage and Collection of Single Stream Recyclable Materials. Contractor shall collect Single Stream Recyclable Materials and Single-Material Recyclables in a vehicle collecting solely Recyclable Materials to prevent Contamination of said materials. Collection shall be provided at least weekly, with more frequent Collection of up to seven days per week as required to prevent overflow of materials from Containers. Collected Recyclable Materials shall be processed at the City-approved Clean MRF listed in Article 6 of the Agreement.

2.10.2. Multi-Family Complex Food Scrap, Yard Trimmings, Wood Diversion Program, and Stable Bedding and Manure Program(s).

Contractor shall provide Source-Separated Food Scrap Collection or Food Scrap and Yard Trimmings Co-collection, whichever is most suited to the complex and agreed to by the Authorized Customer Representative. Contractor shall provide Source-Separated Yard Trimmings/Wood Collection and/or Stable Bedding and Manure Collection service, as needed, if the Multi-Family complex does not have a landscaping service that hauls away Yard Trimmings and/or Wood or if there are on-premises stable operations. If a Multi-Family complex has Yard Trimmings and Wood hauled away by a landscape or gardening service, Contractor shall notify City, so City may obtain a completed and signed Landscaper Self-Certification Diversion Form (see Attachment JJ) from the complex owner/manager. At the direction of City, Contractor shall also record the information in the Red/Green Tracking Spreadsheet and/or CRM System.

Contractor shall collect (i) all Co-collected Food Scraps/Yard Trimmings and (ii) all Source Separated Yard Trimmings and Wood and (iii) all Stable Bedding and Manure from Multi-Family complexes at least once per week, and up to six days per week, as required to Collect all such materials generated by each complex. Contractor shall Collect all Yard Trimmings and Wood and Stable Bedding and Manure in a separate Collection vehicle that collects only Compostable materials and shall process the Collected materials at the City-approved Composting Facility designated in Article 6 of the Agreement. Contractor shall Collect all Source-Separated Food Scraps from Multi-Family complexes at least once per week, and up to six days per week, as required to Collect all such materials and prevent odor and overflowing Carts and/or Bins, as agreed to by the Authorized Customer Representative for the complex. Source separated Food Scraps shall be delivered to the Composting Facility designated in Article 6 of the Agreement.

2.10.3. Distribution of Food Scrap Kitchen Pails to Multi-Family Customers.

During the second six months of the Agreement, from January 1, 2026 through June 30, 2026, Contractor shall deliver kitchen Food Scrap pails and the kitchen Food Scrap pail brochure at no charge to each Multi-Family unit in Laguna Hills. The Recycling Coordinators shall accomplish the distribution by going door-to-door to each unit and discussing the Food Scrap Diversion Program and the use of the kitchen Food Scrap pail with the resident. The Coordinator shall answer questions about the program and encourage the resident to watch the video which is linked by the QR code in the kitchen Food Scrap pail brochure. During distribution of the kitchen Food Scrap pails the Recycling Coordinators shall wear a uniform or other appropriate clothing (such as a shirt or vest) that identifies them as an employee of Contractor. The Coordinators shall also wear a badge or lanyard displaying their photo, name and Contractor's company name, address and telephone number. By September 1, 2025, Contractor shall provide a plan to the City for door-to-door distribution of kitchen Food Scrap pails to all Multi-Family units. City shall review the plan and provide any comments by October 1, 2025. Contractor shall finalize the kitchen Food Scrap pail distribution plan, and obtain City's approval of the plan, no later than November 15, 2025.

A letter shall be sent no later than December 7, 2025 to all Multi-Family properties' Authorized Customer Representatives within the City via first class mail notifying the Authorized Customer Representatives of the plan to distribute the Food Scrap kitchen pails to all Multi-Family unit occupants within the City. The letter shall provide each Authorized Customer Representative with a general timeframe in which the kitchen pails will be distributed at the Authorized Customer Representative's Multi-Family property based on the approved distribution plan. A draft of the letter shall be submitted to the City for review no later than October 1, 2025. City shall review the letter and provide any comments by October 31, 2025. At Contractor's sole expense, Contractor shall finalize and mail the letter no later than December 7, 2025. The notification letter must be approved by the City before mailing.

Contractor shall include in the above distribution plan, all Single Family Dwellings receiving individual Cart service that did not receive kitchen Food Scrap pails during the 2022 distribution of kitchen pails. Said Dwellings shall be included in the kitchen pail

distribution plan and receive kitchen pails during the timeframe described herein at no charge to the Customer. Distribution of the Single-Family Dwelling kitchen pails may be accomplished as described in Section 2.4.2 of this Attachment B or as described in this Section 2.10.3.

Said distribution shall be accomplished by the Recycling Coordinators going door-to-door to provide each Multi-Family unit occupant with a kitchen Food Scrap pail as shown in Attachment GG. The Food Scrap kitchen pail brochure describing the Food Scrap/Yard Trimmings program and showing how to use the Food Scrap kitchen pail shall be provided to each Multi-Family unit occupant (See Section 5.4.6 of this Attachment B for the requirements for the Multi-Family kitchen pail brochure.) Contractor's Recycling Coordinators shall discuss the use of the kitchen Food Scrap pail and the Food Scrap/Yard Trimmings program with each Multi-Family unit occupant, and answer questions about the kitchen pail and Food Scrap/Yard Trimmings program. Contractor shall maintain a record of the Multi-Family unit occupant's name (if available), address, date of pail delivery and total number of delivered Food Scrap kitchen pails, and provide this list to City in the monthly reports to City described in Attachment K.

If any Multi-Family unit occupant refuses delivery of a Food Scrap kitchen pail (and the reason is not that the occupant already has a kitchen pail and is participating in the program) Contractor's Recycling Coordinators shall make one additional attempt to inform the Multi-Family unit occupant of the reasons for the state-wide mandated Food Scrap/Yard Trimmings Collection program and the benefits of using the kitchen Food Scrap pail, and to deliver the kitchen Food Scrap pail. If the kitchen pail is refused a second time, Contractor shall retain the kitchen pail for future use within the City. Contractor shall maintain a record of the Multi-Family unit occupant's name (if available), address, dates of pail refusal and the total number of refused Food Scrap kitchen pails being held in inventory, and provide this list to City in the monthly reports to City described in Attachment K.

If the Multi-Family unit occupant is not home when Contractor's Recycling Coordinator is distributing the Food Scrap kitchen pails door-to-door, the Recycling Coordinator shall make a second attempt to reach the Multi-Family unit occupant by returning a second time to the Multi-Family unit at a different time of day than the first attempt. If the Multi-Family unit occupant is not home at the time of the second attempt, the kitchen Food Scrap pail with the kitchen pail brochure shall be left on the front doorstep of the Multi-Family unit. The kitchen pail shall not be left in another location within the Multi-Family complex, and shall not be left in enclosures, on top of bins or on Cart(s). Contractor shall maintain a record of second attempts at reaching the Multi-Family unit occupant(s) including the Multi-Family unit occupant's name (if available), address, date pail was left on the front porch/doorstep and the total number of kitchen Food Scrap pails left at Multi-Family units as a second attempt to reach the Multi-Family unit occupant, and provide this list to City in the monthly reports to City described in Attachment K.

2.11. Monitoring of Multi-Family Complex Residential Programs.

Contractor shall continuously monitor all Multi-Family programs as described in Attachment N “Commercial/Multi-Family In-Field Container Contamination Audits”. The Contamination documentation and Customer notification procedures outlined in Section 2.6 of this Attachment B shall be used by the Contractor when Contamination is encountered at Multi-Family premises. The procedures described in this Attachment B shall be used when overflowing and/or Non-containerized materials are encountered at Multi-Family Premises.

SECTION 3: COMMERCIAL AND BUSINESS ESTABLISHMENT PREMISES SERVICES.

3.1. Basic Level of Service.

The basic level of service for Commercial and Business Premises that Contractor shall provide includes once weekly Collection of: (A) MSW provided by a vehicle designed for Commercial Collection; (B) Collection of Single Stream Recyclable Materials and Single-Material Recyclables; (C) Collection of Source-Separated Food Scraps; (D) Co-collection of Food Scraps/Yard Trimmings (where applicable); (E) Collection of Yard Trimmings and Wood; and other required programs identified in this Section 3. (Note: See Attachment A for the definition of "Commercial" which includes Multi-Family complexes that have centralized Bin and/or Cart Collection service.)

Collection shall be accomplished in a manner such that the flow of traffic shall not be impeded nor a threat to the public health or safety created.

3.2. MSW Collection.

Contractor shall provide MSW Collection services as follows: (A) regularly scheduled weekly MSW Collection service; (B) as-needed on-call Collection for Roll Off Boxes and Compactors; and (C) additional pick-ups. On-call and additional pick-up requests may be made by Customer, Authorized Customer Representative or, in the case of Compactors so equipped, by automatic dial-up, other automated methods or electronic device that signals Contractor. Contractor shall provide service within twenty-four (24) hours of receiving a request, (provided that the request is made prior to two o'clock p.m. (2:00 p.m.) of the collection day) and shall charge no more than the Applicable Maximum Rates for on-call pickups and additional pickups.

Contractor shall provide Containers as described in Section 1.6.2 of this Attachment B to Commercial and Business Establishments for storage and Collection of MSW in accordance with the Applicable Maximum Rates.

Customers may, at any time, adjust the frequency of Collections, the size(s) of Containers, the type(s) of Containers and/or the number of Containers for the storage and Collection of MSW.

3.3. Diversion Programs.

Contractor shall provide the following Diversion Programs at all Commercial Business Establishments. In implementing all Diversion Programs described herein at Commercial and Business Establishments, Contractor shall complete all the tasks listed in Section 3.7 of this Attachment B. Contractor may charge Customers rates not exceeding the Applicable Maximum Rates for this service.

A Diversion Program at a Commercial Business Establishment is considered "fully implemented" if Contractor has completed all the tasks described in Section 3.7 of this Attachment B and if the program is observed to be in full and successful operation during the reviews and/or audits by City. The City will conduct rotating audits throughout the Term as described in Article 10 and Attachment N of the Agreement, to determine whether these performance standards are being achieved and maintained.

3.3.1. Single Stream Recyclable Materials and Single-Material Recyclables Collection (AB 341 Program and SB 1383 3-Cart/3 Bin System).

Contractor shall provide Collection of Single Stream Recyclable Materials and, if applicable, Single-Material Recyclables. Contractor shall provide separate Bin(s) or wheeled Carts (as identified in Attachment E) for Collection of Single Stream Recyclable Materials and, if applicable, Single-Material Recyclables. Contractor shall collect Single Stream Recyclable Materials and Single-Material Recyclables in a vehicle collecting solely Single Stream Recyclable Materials, and Single-Material Recyclables, to prevent Contamination of said materials, unless these materials are collected in the Contractor's split-body collection vehicle described in Article 8 of the Agreement. Collection shall be provided at least weekly, with more frequent Collection as required to prevent overflow of materials from Containers. Collected Recyclable Materials shall be processed at the City-approved Clean MRF listed in Article 6 of the Agreement.

3.3.1.1. Commercial Recycling Collection Utilizing A Lightweight Collection Vehicle. As described in Attachment F-2, Contractor shall utilize a Lightweight Collection Vehicle for Recyclable Materials Collection on all dedicated Commercial and Multi-family Recycling Container routes servicing 2-yard, 3-yard, 4-yard, and 6-yard Commercial Recycling Containers. Collection shall be provided up to six (6) days per week, with frequency of Collection determined in order to prevent overflow of materials from Containers. Collected Recyclable Materials shall be processed at the City-approved Clean MRF listed in Article 6 of the Agreement.

3.3.2. Source-Separated Commercial Food Scrap Collection.

Contractor shall provide the Collection of Source-Separated Food Scraps from restaurants, cafeterias, assisted living facilities, hospitals, supermarkets and all other Commercial and Business Establishment premises where food is prepared, sold and/or consumed. Contractor shall include Food-Soiled Paper in the Food Scrap program. If a Co-collected Food Scrap/Yard Trimmings Diversion Program is more suitable for the Customer, Contractor shall provide such a program as described in this Section 3 of Attachment B.

Contractor shall provide participating Customers, at no additional charge, one (1) "Slim Jim™" type container (as described in Attachment HH) for inside of kitchen, preparatory and bussing areas that are directly involved with Food Scrap Diversion. Contractor shall also provide wheeled Carts and/or Bins, Roll-Off Boxes or Compactors as necessary for the segregation and storage of Food Scraps to be Diverted. Contractor shall provide

Customers with information and contact person(s) who are approved by City to establish, coordinate and provide Edible Food donation and Collection services. Contractor shall fully cooperate with all Persons working with Customers to establish, coordinate and provide Edible Food donation services, including Customer's employees and agents and the City. As part of the steps required for Diversion Program implementation in Section 3.7 of this Attachment B, Contractor shall factor any successful Edible Food donation program projections and/or actual results into the Food Scrap Diversion plan including the estimated requirements for Container sizes and frequencies of Collection, training, interior container locations and sizes. Contractor shall provide a brochure, training and public education materials on the Food Scrap Collection program as described in Section 5 of Attachment B.

Collection shall be provided at least weekly, with more frequent Collection as required to prevent overflow of materials from Containers, odors and vectors. Contractor shall deliver all Source Separated Food Scraps to the City-designated Composting Facility listed in Article 6. Contractor may Collect such Source-Separated Food Scraps in a Collection vehicle that collects Co-collected Food Scraps/Yard Trimmings.

3.3.3. Source-Separated Yard Trimmings and Wood Collection Program.

For Commercial Customers Generating Yard Trimmings and/or Wood material at their Premises that is not removed by a landscape or gardening service, Contractor shall provide the Yard Trimmings/Wood Collection Program. Contractor shall provide appropriately sized Containers for storage of all Yard Trimmings and Wood. If a Business has Yard Trimmings and Wood hauled away by a landscape or gardening service, Contractor shall notify City and City, in its sole discretion, may obtain the completed and signed Landscaper Self-Certification Diversion Form in Attachment JJ from the Business owner/manager. If directed by City, Contractor shall record such updated information in the Red/Green Tracking Spreadsheet and/or CRM System.

Contractor shall collect all Yard Trimmings and Wood from Commercial and Business Establishments at least once per week, and more frequently as required to Collect all Yard Trimmings and Wood generated by the Customer. Contractor shall Collect all Yard Trimmings and Wood in a separate Collection vehicle that collects only Yard Trimmings and Wood or that Collects Food Scraps/Yard Trimmings. All Yard Trimmings and Wood collected within the City by the Contractor shall processed at the City-approved Composting Facility identified in Article 6 of the Agreement.

3.3.4. Co-Collected Food Scraps/Yard Trimmings Program/Stable Bedding and Manure.

For Customers where a Co-collected Food Scraps/Yard Trimmings/Stable Bedding and Manure Program is more suitable than Source-Separated Food Scrap and Yard Trimmings programs, Contractor shall provide Co-collected Food Scrap/Yard Trimmings Collection/Stable Bedding and Manure. Contractor shall provide appropriately sized Containers for storage of all Food Scraps/Yard Trimmings/Stable Bedding and Manure and any Wood. Contractor shall collect all Food Scraps/Yard Trimmings/Stable Bedding

and Manure and Wood from Multi-Family Dwellings and Commercial and Business establishments at least once per week, and more frequently as required to Collect all such materials generated by the Customer. Contractor shall Collect all Food Scraps/Yard Trimmings/Stable Bedding and Manure and Wood in a separate Collection vehicle that collects only Co-Collected Food Scraps/Yard Trimmings/Stable Bedding and Manure and Wood or in another vehicle if said vehicle will deliver the Collected materials to the City-approved Compost Facility. All Co-collected Food Scraps/Yard Trimmings/Stable Bedding and Manure and Wood Collected within the City by the Contractor shall be processed at the City-approved Composting Facility identified in Article 6 of the Agreement.

3.3.4.1. Commercial Stable Bedding and Manure Collection Program Utilizing Carts, Roll-off Boxes, and 3-Cubic-Yard Bins. Contractor shall provide either Carts, Roll-off Boxes, or 3-Cubic Yard Bin service for the Collection of Stable Bedding and Manure for Commercial generators of Stable Bedding and Manure with on-premises stables in accordance with the Applicable Maximum Rates in Attachment D. Contractor shall process the Stable Bedding and Manure at the Facility approved by City listed in Article 6 of the Agreement and arrange for sale of the byproducts that are produced.

3.3.5. Customer Use of Other Methods of Food Scrap Diversion.

In the event a Customer is Diverting their Food Scraps using one or more on-site, backhaul, Edible Food donation and/or other programs (e.g., use of an on-site Compost Appliance and/or participation in an Edible Food donation program), Contractor shall notify City and City may, in City's sole discretion, request that an Authorized Representative of the Customer complete and sign a Self-Certification form. If directed by City, Contractor shall note the on-site, Edible Food donation and/or other program(s) being used on the Red/Green Tracking Spreadsheet. Contractor shall determine whether or not such program(s) are diverting one-hundred percent (100%) of the Food Scraps generated at the Customer's premises. If that is not the case, Contractor shall note the quantity and estimated percentage of Food Scraps that are still being Disposed and shall discuss the situation with City at the next monthly meeting. If directed by City, Contractor shall re-contact the Customer to offer supplemental Food Scrap Collection service to Divert the remaining Food Scraps being placed in the MSW Container(s). Contractor shall continue to work with the Customer by performing all steps in Section 3.7 of this Attachment B until all Food Scraps generated at the Customer's premises are being Diverted.

3.3.6. Edible Food Recovery.

As of the Effective Date, SB 1383 (PRC Section 42652 and Health and Safety Code Sections 39730.5 *et seq.*) requires that at least twenty percent (20%) of Edible Food being disposed must be Diverted as Edible Food for Human Consumption. City plans to retain the services of one or more third parties and/or to collaborate with regional agencies to arrange for, and implement, Edible Food donation program(s) within the City. Contractor shall cooperate with City's efforts, including but not limited to: disseminating public

education and outreach materials in hard copy, online, and via Contractor's social media outlets as described in Section 5 of this Attachment B; alerting Customers with Food Scraps of the availability of the Edible Food donation services; and providing data on potential participants for the Edible Food donation program to City and its service providers and/or collaborators.

Contractor shall provide Customers with information regarding contact person(s) who are approved by City to establish, coordinate and provide Edible Food donation and collection services. Contractor shall fully cooperate with, and shall not impede, delay or prevent the work of any Persons working with Customers to establish, coordinate and provide Edible Food donation services, including, but not limited to, Customers' employees and agents, the City, and City-authorized third parties. Contractor shall factor any successful Edible Food donation program projections and/or actual results into the Food Scrap Diversion Plan prepared in accordance with the requirements of Section 3.7 of this Attachment B, including the estimated requirements for Container sizes and frequencies of Collection, training, interior container locations and sizes.

3.4. AB 827/SB 1383 Divertible Material Containers for Use by Public.

As part of implementing the Commercial Food Scrap Collection program at each business, decisions must be made by the Customer regarding the number and type(s) of interior Food Scrap containers to be used for interim storage of Food Scraps in kitchens during food preparation, in bussing areas for plate scrapings, and in other locations prior to taking the Food Scraps outside to wheeled Carts and/or Bins and/or Compactors. AB 827 (PRC Section 42649.1 *et seq.*) and SB 1383 require that all Commercial Premises selling food for on-site consumption (with the exception of full-service restaurants as defined in PRC Section 42649.1 *et seq.*) must provide customers with both a Recyclable Materials and a Food Scrap container adjacent to each MSW container in the dining or eating area(s) for customers to use to separate their Food Scraps and Recyclable Materials from MSW. Such containers are to be separately and clearly labeled that they are for Food Scraps only. These containers are not required in restrooms, only in the public eating areas of the business. Multi-Family properties are not required to provide such containers in common areas. Contractor shall provide information to Customers on the requirements for such containers, however, it shall be the responsibility of each business to purchase and provide suitable containers to comply with the State requirements. Contractor shall provide training for Customers and all employees on implementation of AB 827 Food Scrap programs, and shall develop a brochure, training materials and model signage as described in Section 5 of this Attachment B.

3.5. Monitoring of Diversion Programs at Multi-Family Dwellings and Commercial and Business Establishments.

Field Contamination audits shall be conducted by Contractor on an on-going basis and incorporated into the Recycling Coordinator's daily site work so that annually all Multi-Family Dwellings and Commercial and Business Establishments in the City will receive

at least one (1) field Contamination audit. Contractor shall utilize the methodology described in Attachment N for said audits.

Contractor shall note Contamination levels in the MSW, Recyclable Materials, Food Scraps/Yard Trimmings/Stable Bedding and Manure, Source-Separated Food Scraps, Source Separated Yard Trimmings/Wood, and Source Separated Stable Bedding and Manure Bins and Carts using the methodology described in Attachment N. When Contractor finds Contamination (as described in Section 6 of this Attachment B), Contractor shall alert the business owner/manager and shall provide, or re-provide, training and public education materials concerning the acceptable materials for each program to management and employees of the business in a minimum of one (1) in-person on-site training session. Contractor shall include information on all Contamination incidents observed in the monthly report submitted to City as described in Attachment K and shall also log the data in the Red/Green Tracking Spreadsheet and include it in the annual 'lid-flipping' reports submitted to City pursuant to Attachment N.

Contractor shall conduct two (2) characterization audits each calendar year of the Recyclable Materials, MSW, and Food Scraps Collected at each of the premises of Commercial and Multi-Family Customers throughout the City as described in Attachment N. Contractor, including the Contractor's Recycling Coordinators, shall use the results of these audits to determine if there is Contamination in any stream (e.g., Recyclable Materials in the MSW or in the Food Scrap/Yard Trimmings/Stable Bedding and Manure streams; Yard Trimmings in the MSW or Recyclable Materials, etc.) which would indicate a lack of full participation in all the required Diversion Programs. Contractor shall also use the data to ascertain the percentage of Contamination in the streams that were audited.

3.6. Implementation of All Required Diversion Programs at New Commercial and Business Establishments Constructed During the Term and In Event of change in Key Personnel or Business Relocation.

As new Commercial and Business Establishment buildings are constructed during the Term, and as Commercial and Business Establishments open, close, expand, move, and change managers and/or employees, Contractor shall implement all the required Diversion Programs described in this Section 3 of Attachment B at all new, expanded, relocated, and otherwise changed Commercial and Business Establishments as described herein. Contractor shall implement said program at any new or expanded Commercial and Business Establishment within thirty (30) days of issuance of a Certificate of Occupancy by the City; and if no Certificate of Occupancy is required, then within thirty (30) days of final City inspection and approval of improvements. Contractor shall also re-implement all required Diversion Programs when there is a change in key personnel (e.g. a change in management, ownership, on-site manager and/or other key personnel) at any Multi-Family Dwelling or Commercial and Business Establishment within City and shall do so within thirty (30) days of either (A) becoming aware of the change in management, or (B) notice from the City of the change in management, whichever comes first.

3.7. Required Tasks For Implementation of Diversion Programs.

For purposes of this Agreement, Contractor shall be found to have "fully implemented" Diversion Programs at the Premises of a Customer only if all of the following have been completed by Contractor:

(i) Contractor has contacted the Authorized Customer Representative (for purposes of this Section the "Authorized Customer Representative" is the owner or on-site manager if that Person has decision-making authority; or if Customer is a corporation with multiple locations and centralized decision-making, the management Person with decision-making authority. In the case of a broker or waste arranger, the Authorized Customer Representative is the Person who has the decision-making authority) and explained the requirements in the Act for the Customer to have in place all required Recycling and Diversion programs described in Section 3 of Attachment B. Contractor has also explained the requirements of City's Municipal Code, Mandatory Recycling Ordinance and CalGreen (if applicable). Contractor contact for this step (i) includes phone calls, letters, emails and at a minimum, one in person site-visit. If the Authorized Customer Representative refuses to implement a program, Contractor shall immediately notify City. The notification to the City shall include a written report of the name(s) of the Authorized Customer Representative(s); address, email and phone number of Customer; dates/times of calls, letters, emails and required in person site visit; copies of any and all emails and letters along with associated attachments sent to the Customer; copies of any email or letter responses received from the Customer; notes on any phone call responses received from the Customer; copies of any and all public education provided to the Customer; and photos taken in relation to the Customer's property (if applicable). Upon receiving the Contractor's written notification of refusal, including all information described above in this step (i), City will send a letter to the Authorized Customer Representative explaining the mandatory requirement of program implementation.

(ii) Contractor has estimated the quantities of MSW, Recyclable Materials, Food Scraps, Yard Trimmings/Wood, Stable Bedding/Manure and any other Divertible materials generated by the Customer; has calculated the appropriate size of Containers required for storage; has calculated the recommended frequency of service to optimize cost for the

Customer; has prepared a written plan containing estimated costs and recommended levels of service; and has submitted the plan to the Customer. Contractor has discussed the plan with the Customer and obtained the Customer's approval to implement a finalized Diversion Plan. If Customer refuses to implement Contractor's written plan, Contractor shall document the refusal and provide notification to the City that the Contractor is recommending that the Customer be considered for Recalcitrant Customer status. The notification to the City shall at a minimum include a written report of: the name(s) of the Authorized Customer Representative(s); address of Customer; email and phone number of Authorized Customer Representative(s); dates/times of calls, letters, emails and required in person site visit; copies of any and all emails and letters along with associated attachments sent to the Customer; copies of any email or letter responses received from the Customer; notes on any phone call responses received from the Customer including date/time of phone call response; copies of any and all public education provided to the Customer; photo documentation of Customer's Bin contents and relevant photos of the business/multi-family property that would assist in development of diversion programs; a copy of the written plan described in this step (ii); the date/time of the meeting to present the written plan described in this step (ii); the name of the Authorized Customer Representative that Contractor met with to present the written plan described in this step (ii); any notes regarding the meeting to present the written plan described in this step (ii); and any and all notes and documentation in reference to the Authorized Customer's Representative's refusal to implement a finalized Diversion plan.

(iii) If the Customer is generating Food Scraps, or is a food service establishment, Contractor has provided the Customer with information on the available Edible Food donation programs in City including coordinators/vendors/non-profit agencies, as directed by City, and has factored any applicable Edible Food donation opportunities into the calculations for sizing of Food Scrap Containers and frequency of Food Scrap Collection service. Contractor is also cooperating fully and in good faith with all Edible Food donation efforts of City, all third parties and Customer at Customer's premises.

(iv) If the Customer is already Diverting materials using an in-house program, backhauling, on-site processing or use of another vendor, Contractor has notified City so City can obtain

a completed and signed "Self-Certification Form" for that program. Contractor shall record the information on the Red/Green Tracking Spreadsheet and/or CRM System. If the Customer is using a landscaping company to haul away Yard Trimmings/Wood, Contractor has notified City so City can obtain a completed and signed Landscaper Self-Certification Diversion Form for Yard Trimmings/Wood at that Premises. At the direction of City, Contractor has recorded the information on the Red/Green Tracking Spreadsheet and/or CRM System. If such program(s) only Divert(s) some materials and other Divertible materials are not covered by the Customer's own program(s) or third-party program(s), Contractor has developed a plan for Diversion of the remaining materials in accordance with the requirements of this Attachment B.

(v) Contractor has delivered the appropriate type(s) and size(s) of Containers to the Customer's Premises for storage of Single Material Recyclables and Single Stream Recyclable Materials. In the case of a Food Scrap Generator, Contractor has also provided the appropriate type(s) and size(s) of Containers for storage and collection of Food Scraps. If the Customer is generating Yard Trimmings/Wood and/or Stable Bedding/Manure, Contractor has provided the appropriate type(s) and size(s) of Containers for storage and collection of Yard Trimmings/Wood and/or Stable Bedding/Manure.

(vi) Contractor is Collecting the Recyclable Materials, Food Scraps, Yard Trimmings/Wood (as applicable), Stable Bedding/Manure (as applicable) from the Customer's Containers at the frequency of Collection needed to adequately service the Customer and, at a minimum, is performing Collection of Recyclable Materials and Yard Trimmings/Wood and Stable Bedding/Manure at least once each week. In the case of a Food Scrap Generator, Contractor is Collecting the Food Scraps one (1) to six (6) times each week as needed to adequately provide service to the Customer.

(vii) Contractor has evaluated and reduced the level of the Customer's MSW Collection service to complement the separate Collection of Recyclable Materials, Yard Trimmings/Wood and Food Scraps and Stable Bedding/ Manure. Contractor has checked back with the Customer and made at least two (2) on-site visits to determine if the initial sizing of the Containers and frequency of service is optimal for the Customer. Contractor has recommended appropriate

adjustments as needed to the Customer and has implemented all adjustments agreed to by the Customer.

(viii) Contractor has provided employee education and training materials to the Customer (and in the case of Multi-Family complexes, Gated Communities, HOA's and mobile home parks, to all management and residents) explaining (a) the requirements of the Act, (b) the operation of each Diversion program, and (c) specifically, what materials may be placed in the Recycling Container(s), Yard Trimmings/Wood Containers, Stable Bedding/Manure, and in the Food Scrap Containers and what materials are to be placed in the MSW Container(s). Employee/resident training shall include at least one on-site training for all employees/tenants/residents of Customer. (In the case of the Food Scrap program at Multi-Family complexes, Contractor shall provide at least one (1) on-site training for residents. Such training shall include the door-to-door distribution of education materials and a demonstration of use of the kitchen Food Scrap containers. (The demonstration may be by use of a video showing how to use the container as long as Contractor's representative is on-site and available to respond to residents' questions). If there are multiple shifts, or if employees/tenants/residents work or are present on different days, Contractor shall conduct multiple trainings until all employees/residents have been trained. Contractor shall provide training posters and stickers for the Containers (both inside and outside containers) showing what materials are allowed in each. Contractor shall provide training and training materials in both English and Spanish and any other language as requested by Customer. Where a Customer has employees involved in tasks that are handling MSW and/or Divertible materials, that speak a language other than English, Contractor shall obtain a translator and conduct a training for those employees in the language they speak and provide program signage and training handouts in that language. In the case of Multi-Family complexes where more than twenty percent (20%) of the residents speak a language other than English, Contractor shall obtain a translator and conduct a training for those residents in the language they speak, and provide program signage and brochures/handouts in that language. Alternatively, Contractor shall provide or utilize other resources available such as City or Contractor's personnel or instructional videos to conduct a training session for those employees and residents in the language they speak and provide program signage and training handouts in that language as necessary to support program implementation.

(ix) Contractor has made at least two (2) follow-up site visits to confirm the program is operating optimally within the first two weeks after program initiation or re-implementation. (These site visits are in addition to the site checks to confirm MSW quantities and optimization of MSW service described in item vii above.) Contractor has responded to the Customer's questions and to any complaints, and has successfully resolved all questions and complaints.

(x) The Diversion program(s) at the Premises of the Customer has been in place and operating continuously for a minimum of three (3) months. For example, a program that was implemented in December 2025, would need a verification of continuous operation no later than April 1, 2026.

Within ninety (90) days after implementation of each Diversion program at the Premises of the Customer, Contractor shall ensure that the program is operating effectively such that each Diversion Program is achieving a Contamination level of twenty-five percent (25%) or less during the period July 1, 2025 through December 31, 2027 and a Contamination level of fifteen percent (15%) or less during the period January 2030 through the end of the Term, including any extensions. If these performance standards are not being achieved, Contractor shall work with the Business owner(s), manager(s) and employees as needed to re-train, troubleshoot and otherwise provide technical assistance to ensure the standards are being met. City may conduct rotating audits throughout the Term to confirm that these performance standards are achieved and maintained.

(xi) The Diversion programs at the Premises of the Customer meet all the Contamination/Diversion standards in Section 6 of this Attachment B.

(xii) Contractor has conducted a minimum of one (1) annual on-site review of the Recycling plan and of each Diversion program at each Customer, and has conducted a re-training for all employees, Residents and tenants that meets all of the requirements listed for the initial training required under Item (viii) above. Contractor has conducted troubleshooting for each Diversion program and each Diversion program is robust and successfully Diverting the targeted materials within the Contamination limits identified in Item (x) above.

(xiii) In the event Contractor has taken all required actions and completed all required tasks in subparts (i) through (xiii), and

the program(s) is still not meeting the performance standards in Item (x) herein, Contractor must provide a written report to City documenting all actions completed in implementation of the required tasks in subparts (i) through (xiii). The written report shall contain at a minimum: the name(s) of the Authorized Customer Representative(s); address of Customer; email and phone number of Authorized Customer Representative(s); dates/times of calls, letters, emails and required in person site visit; copies of any and all emails and letters along with associated attachments sent to the Customer; copies of any email or letter responses received from the Customer; notes on any phone call responses received from the Customer including date/time of phone call response; copies of any and all public education provided to the Customer; photo documentation of Customer's Bin contents and relevant photos of the business/multi-family property that would assist in development of diversion programs; a copy of the written plan described in step (ii) and approved by the Authorized Customer Representative; copies of the information provided to Customer regarding edible food described in step (iii) and the date(s) when the information was provided, if Customer generates edible food; information and documentation of in-house program, backhauling, on-site processing or use of another vendor by Customer as described in step (iv), if applicable; information and documentation related to the Contractor's provision of the appropriate number and type of Containers for the materials generated and the amount of materials generated as described in step (v); information and documentation related to servicing the Customer's Containers at the frequency of collection needed to adequately service the Customer as described in step (vi); documentation that Contractor has checked back with the Customer and made at least two (2) on-site visits to determine if the initial sizing of the Containers and frequency of service is optimal for the Customer; the dates/times of the on-site visits; photo documentation taken during the on-site visits; and as applicable, documentation that Contractor has recommended appropriate adjustments as needed to the Customer and has implemented all adjustments agreed to by the Customer as described in step (vii); information and documentation related to Contractor's provision of employee and/or resident education and training materials to the Customer, copies of the education and training materials in English, Spanish and other languages (as applicable); dates/times of employee and/or resident education; and the number of "Sure Close™" kitchen Food

Scrap containers distributed and dates of distribution (as applicable) as described in step (viii); documentation that Contractor has made at least two (2) follow-up site visits to confirm the program is operating optimally within the first two weeks after program initiation or re-implementation; the dates/times of the site visits; and name(s) of Contractor staff conducting the site visits.

(xiv) The non-compliant Customer shall be reported to City on the Red/Green Tracking Spreadsheet and/or CRM System (Attachment K, Monthly Report Item #11) and on the list described in Attachment K, Monthly Reports, Item #8. City may, in its sole discretion, enforce its Mandatory Commercial Recycling ordinance, which may include warnings to the Customer and ultimately imposition of fine(s). If the Customer agrees to implement the required program(s) as required by the City's ordinance, City will refer the Customer back to Contractor for implementation of the program(s) and Customer shall be removed from the list of "Non-Compliant Customers Referred to City for Compliance Action Under Mandatory Ordinance" in Attachment K, Monthly Reports, Item #8. If the Customer continues to refuse to implement one or more of the required Diversion programs after City action, the Customer remains on the list and Contractor is relieved of the responsibility to fully implement program(s) at that Customer. (See Article 10 of the Agreement for how Customers on the list of "Non-Compliant Customers Referred to City for Compliance Action Under Mandatory Ordinance" are handled for purposes of Contractor's achievement of the performance metrics described therein).

(xv) In the event that Contractor fails to "fully implement" all required Diversion Programs at a Commercial and Business Establishment's Premises, City will provide written notice to Contractor and Contractor shall have thirty (30) days to "fully Implement" all required Diversion Programs. City may conduct rotating audits throughout the Term to confirm that these performance standards are achieved and maintained. After thirty (30) days from City notification, if Contractor has not "Fully implemented" all required Diversion Programs at the Commercial Business Establishment the City will assess the liquidated damages contained in Article 15.09 of the Agreement.

3.8. SB 1383 Waivers.

The City provides a process for Customers to request a SB 1383 Waiver from the requirements to implement AB 341 and/or SB 1383 Diversion Programs due to lack of available space and/or de minimis quantities of Divertible Materials. Pursuant to state law, only the City may grant an SB 1383 Waiver. Contractor has no ability or legal authority to grant any such SB 1383 Waiver; Contractor shall refrain from attempting to do so and shall refrain from making any representations to Customers that Contractor has any such ability or legal authority. In the event a Customer served by Contractor has applied for an SB 1383 Waiver, City will inform Contractor about the application in writing and also at the monthly meeting. Contractor shall note that an application for an SB 1383 Waiver has been filed in the Red/Green List and/or CRM System.

Contractor shall fully cooperate with City and provide all Customer data and information requested by City in order for City to determine a Customer's eligibility for an SB 1383 waiver, and eligibility for renewal or continuation of an SB 1383 Waiver.

If an SB 1383 Waiver is granted by the City for one or more of the required Diversion Program(s), Contractor shall record the effective dates of the SB 1383 Waiver and the Diversion Program(s) to which it applies, in the Red/Green List and/or CRM System. Contractor shall be relieved of its duty to fully implement the Diversion Program(s) that are specified in the SB 1383 Waiver granted by the City, for the effective dates of the SB 1383 Waiver.

Thereafter, thirty (30) days prior to the termination date of each SB 1383 Waiver, Contractor shall request that City update the status of each Customer's SB 1383 Waiver(s) to determine whether the Customer has applied for, and was granted a new SB 1383 Waiver. If the City has renewed the SB 1383 Waiver(s), Contractor shall record the effective dates of the new SB 1383 Waiver(s) and the Diversion Program(s) to which it applies, in the Red/Green List and/or CRM System and shall be relieved of its duty to provide the Diversion Program(s) that are specified in the new SB 1383 Waiver(s) granted by the City for the period the new SB 1383 Waiver(s) is effective.

This process shall be repeated by the Contractor thirty (30) days prior to the expiration date of each SB 1383 Waiver, as long as the Customer is served by the Contractor at the same Premises.

In the event that a Customer's request for any SB 1383 Waiver is denied by the City, Contractor shall comply with all the requirements contained in Section 3.7 of this Attachment B to fully implement all Diversion Programs required by the Agreement.

3.9. Observation and Issuance of Contamination Notices to Commercial Customers.

Whenever Contractor's driver arrives at a Commercial Business Establishment or Multi-Family Premises where the driver observes Contamination in any Container(s) (MSW, Recyclable Materials and/or Food Scrap/Yard Trimmings Container(s)), the driver shall take the following actions:

(1) Utilizing the tablet-based, on-board operational CRM system described in Article 8 of the Agreement, photograph the Contamination in the Container and link the Contamination event with the Customer associated with the Contaminated materials in a manner that notes the address, customer number, time, and date with the Contamination event. Upload the photograph to both Contractor's dispatch/Customer Service and to a shared, cloud-based file that is also accessible by the City;
(2) Empty the Contaminated Container into the Collection vehicle, including Collecting all materials in and around the Container.
(3) Place a hang-tag on the Contaminated Container. The hang-tag shall contain the following information:
    a. Customer must place only acceptable Recyclable Materials in the Recycling Container and only acceptable Food Scraps and Yard Trimmings in the Food Scraps and Yard Trimmings Container. No Recyclables or Food Scraps and Yard Trimmings shall be placed in the MSW Container.
    b. Informing the Customer that they may request additional Recyclable Material Containers and Food Scraps and Yard Trimmings Containers, or increase collection frequencies of existing Containers, from Contractor at an additional charge.
    c. Informing the Customer that State law and local ordinance requires all Customers to participate in the City's Recyclable Materials and Food Scrap and Yard Trimmings Diversion programs.
    d. Notifying the Customer that the City may take code enforcement action if additional Contamination occurs.
    e. Notifying the Customer that a photograph documenting the Contamination in the Container(s) was taken on this date (driver to fill in date) and is available either by calling Contractor (include phone number to call) or by scanning the QR code on the hang tag (if Contractor's CRM and computer system is capable of providing this)

Upon Contractor receipt of notification from the driver that a Customer has placed a Contaminated Container out for Collection, the Contractor's personnel shall record the instance on a digital database including the following information:

1. Date of Contamination event
2. Time of Contamination event
3. Customer address where Contamination was encountered
4. Customer identification number (if available for the customer) for Customer associated with Contamination
5. Photo-documentation of Contamination
6. Route number for the route where the Contamination was encountered
7. Material stream that was Contaminated and by which type of Material (I.e. MSW in the Recyclable Materials stream, Recyclable Materials in the MSW stream, Food Scraps/Yard Trimmings in the Recyclable Materials Stream, etc.)

In the monthly reports described in Attachment K, Contractor shall provide the City with a digital listing, in Excel format (or similar database program approved by City), of Customers that were found by the driver to have Contamination in their Containers. The report shall include: 1) the total number of Contamination events associated with each Customer during the reporting period; and 2) the Container which contained the Contamination (i.e. Recycling Container, MSW Container, or Food Scraps Yard Trimmings Container). Contractor shall also provide to City photo-documentation of each instance of Contamination on a monthly basis using a cloud-based file sharing service.

3.10. Requirements for Each Instance of Contractor Encountering Overfull Commercial and/or Roll-off Containers.

When Overfull Bin(s)/Cart(s) (as defined in Attachment A) at a Commercial or Multi-Family Premises are observed by Contractor's driver, such that: (1) access is blocked so the driver cannot empty the Bin/Cart, and/or (2) material is stacked on top of the Bin/Cart so the driver cannot empty the Bin/Cart, then the driver shall take the following actions:

(1) Utilizing the tablet-based, on-board operational CRM system described in Article 8, photograph the Overfull Bin(s)/Cart(s) and link the Overfull Bin(s)/Cart(s) with the Customer associated with the Overfull Bin(s)/Cart(s) in a manner that notes the address, customer number, time, and date with the Overfull Bin(s)/Cart(s). Upload the photograph to both Contractor's dispatch/Customer Service and to a file to be sent to the City;
(2) Empty the Bin(s)/Cart(s) into the Collection vehicle, including the materials that were either blocking the Bin(s)/Cart(s) or preventing the driver from emptying the Bin(s)/Cart(s);
(3) Place a hang-tag on the Overfull Bin(s)/Cart(s). The hang-tag shall contain the following information:
    a. Customer must place all materials in the Bin(s)/Cart(s) such that the Bin/Cart is not Overfull (i.e., does not exceed one-hundred twenty-five percent (125%) of Bin/Cart capacity by volume).
    b. Informing the Customer that they may request additional Bins(s)/Cart(s), increase Collection frequency from Contractor at an additional charge, and/or reduce the quantity of materials in the Bin(s)/Cart(s) by Diverting more Recyclable Materials and/or Food Scraps/Yard Trimmings, flattening cardboard boxes, and employing source reduction methods.
    c. Notifying the Customer that a photograph documenting the Overfull Bin(s)/Cart(s) was taken on this date (driver to fill in date) and is available either by calling Contractor (include phone number to call) or by scanning the QR code on the hang tag (if Contractor's CRM and computer system is capable of providing this).

Upon Contractor receipt of notification from the driver that a Customer has placed Overfull Cart(s)/Bin(s) for Collection, the Contractor's personnel shall record the instance on a digital database including the following information:

1. Date of observation of Overfull Cart(s)/Bin(s)
2. Time of observation of Overfull Cart(s)/Bin(s)
3. Customer address where Overfull Cart(s)/Bin(s) was/were encountered
4. Customer identification number (if available) for the Customer associated with the Overfull Cart(s)/Bin(s)
5. Photo-documentation of Overfull Cart(s)/Bin(s)
6. Route number for the route where the Overfull Cart(s)/Bin(s) was/were encountered
7. Type of material that was Overfilling Cart(s)/Bin(s) (I.e., MSW, Recyclable Materials, Food Scraps)

On a monthly basis, Contractor shall provide the City with a digital listing, in Excel format (or similar database program approved by City), of Customers that have Overfull Bin(s)/Cart(s) that shall include the information described above along with the total number of instances of Overfull Bin(s)/Cart(s) associated with each Customer. Contractor shall also provide to City photo-documentation of each instance of Overfull Bin(s)/Cart(s) on a monthly basis using a cloud-based file sharing service. Said listing shall also include the efforts of Contractor to work with each affected Customers to remedy the problem, including date, Customer contacted and Contractor's representative who contacted the Customer, options discussed, solutions implemented, and any outstanding issues.

Contractor's Recycling Coordinators and/or City's day-to-day contact person shall work with the affected Customers that have chronically Overfull Bin(s)/Cart(s) (i.e., 2 or more instances of Overfull Bin(s)/Cart(s) in a 30-day period) and shall assist with determining the most cost-effective solution for the Customer to Divert the maximum quantity of Divertible Materials and Dispose of the remaining MSW. Contractor shall not charge Customers any extra or additional fee or charge for Overfull Bins or Carts.

The following do not constitute an instance of an Overfull Bin/Cart:

(1) Bulky Items that are placed out for Collection and for which the Customer has scheduled a Collection appointment with Contractor as described in Section 4 of this Attachment B;
(2) cardboard boxes that have been broken down and flattened, and placed next to or near a Bin/Cart for Recycling; and
(3) cardboard bales (or other baled materials) that are not placed in a Bin/Cart, but are baled and placed next to or near a Bin/Cart for Recycling.

3.11. Other Services To Be Provided.

3.11.1. Miscellaneous Services.

Contractor shall provide the following additional services and may charge Customers for the following services, in accordance with the Applicable Maximum Rates in Attachment D:

(A) Bin wheel out service of a distance of twenty-five – fifty (25-50) feet;

(B) Bin wheel out service of a distance of fifty-one to seventy-five (51-75) feet;

(C) Bin replacement/exchange;

(D) additional Container pick-up for residential, commercial, or multi-family Containers;

(E) locking lids for Bins;

(F) use of a key to open a locked gate or enclosure to access Containers;

(G) repair and maintenance of compactors;

(H) Bin cleaning service;

(I) Roll-off/compactor – false/dry run charges;

(J) Roll-off compactor overage charge;

(K) Overweight roll-off compactor charges;

(L) 7+ day rental charges for Bins and Roll-off Boxes;

(M) Resumption of service charge (for Residential and Commercial/Multi-family Customers); and,

(N) Emergency Collection.

3.11.2. Scout Service.

Contractor shall provide Scout Service upon City or Customer request. Customer's Containers will be moved by a pickup truck, motorized utility cart or other similar vehicle. Contractor shall move individual Containers containing MSW, Recyclable Materials, Yard Trimmings and/or Food Scraps to a centralized location on the property for Collection by a front loader vehicle. The Containers will then be returned to their original locations. Contractor shall provide Scout Service to Multi-Family and Commercial and Business Establishments subject to the Applicable Maximum Rates.

3.11.3. Manual Can Service.

Contractor shall only provide Manual Can service to Commercial Customers, that are using Customer's own containers, where neither Cart nor Bin service is feasible due to (i) the low volume of MSW and/or Divertible Materials generated, (ii) due to the inability to operate automated Collection vehicles at the Premises, or (iii) due to the inability to store or use Carts and/or Bins reasonably at the service location. All requests for exceptions to automated collection service shall be submitted by Contractor to City and City's decision shall be final. For Commercial Customers, such service is limited to Customers generating a maximum of one hundred pounds (100 lbs.) of MSW per week.

3.12. Changes in Collection Services.

Customers may, at any time, decrease the frequency of Collections and/or the number of Containers or Compactors for MSW commensurate with the amount of Recyclable Materials, Yard Trimmings, Wood, Food Scraps, and Stable Bedding/Manure Diverted by any Recycling programs, projects or activities undertaken by Customer.

Customers may, at any time, adjust the frequency of Collections and/or the number of Containers for all types of Containers for the storage and Collection of Recyclable Materials, Food Scraps, Yard Trimmings/Wood and Stable Bedding/Manure.

3.13. Consultations and Technical Assistance.

3.13.1. Customer Consultations.

Upon Customer request, Contractor shall consult with Customers on establishing Recycling and Diversion programs and on other MSW and Recycling related activities. Customers may also consult with City, City's agents or representatives, and/or with any other Recycling company or expert to plan and implement the most beneficial Diversion program(s) for that Customer.

3.13.2. City and Developer Consultations.

Contractor shall, in a timely manner, review all proposed development plans for new construction, remodels, additions and all other plans at City's request. Contractor shall provide information and feedback to City and the developer on the optimal space, configuration and location(s) for storage and Collection of MSW, Recyclable Materials, and if applicable, Yard Trimmings/Wood and Food Scraps, cooking oil and grease, and Stable Bedding/Manure. Contractor shall utilize data supplied by the developer, as well as Contractor's own knowledge and expertise, to estimate quantities of each material that will be generated on a weekly and monthly basis by the proposed development and shall include in the information provided to City and developer, the number, size, type and frequency of Collection required for all Containers to store the materials that will be generated. Contractor's recommendations and plans shall include methods to maximize Diversion, minimize cost and minimize Contamination in all Divertible Materials and in MSW. Contractor shall provide basic sketches of optimal storage configurations and Container location(s) to City and the developer and shall respond to any questions from City and developer. Contractor shall attend on-site meetings with City staff and the developer, and the developer's representatives (architects, designers, permit specialists, etc.) as requested and in a timely manner. Contractor shall also confirm that a developer's proposed plans allow for adequate access by collection vehicles, adequate space to safely turnaround or backup, adequate overhead clearance, etc.

3.14. Cooperation For Waste Characterizations, On-Site Field Container Contamination Audits and Other Studies.

Contractor shall cooperate fully with City and its agents during all audits and studies, including, but not limited to, all those described in Attachment N. Contractor shall allow site visits and detailed observations of all Processing Facility operations as described in Sections 7.10 and 11.04 of the Agreement; and shall provide route, account, tonnage, and characterization details as to sampling methods and categories sampled, and other data for all Collection and Processing operations. Contractor shall respond in a timely manner to all City questions and requests for data and information.

3.15. Temporary Bin and Roll-Off Services.

Contractor shall provide on a temporary basis two (2) cubic yard, three (3) cubic yard, four (4) cubic yard, six (6) cubic yard Bins, and ten (10), twenty (20), thirty (30) and forty (40) cubic yard Roll-Off Boxes for the purposes of Collection of MSW, Single Stream Recyclable Materials, Single Material Recyclables, Yard Trimmings/Wood, Food Scraps, Construction and Demolition Debris, and Stable Bedding/Manure at the request of Customers. Contractor may charge Customers pursuant to the Applicable Maximum Rates for this service. Such temporary service shall be provided, by way of example but not limitation, to sites where construction and /or demolition activity, replacement of roofs or paved areas, or replacement or maintenance of landscape materials is occurring. Collection shall occur on an as-needed, on-call basis, within twenty-four (24) hours of a request for any request received before two o'clock p.m. (2:00 p.m.), or may be regularly scheduled, as determined by Customer.

Container(s) requested by Customer shall be delivered within forty-eight (48) hours of the time Customer requests said Container(s) by phone or by email from Contractor. If the Container(s) is not delivered within forty-eight (48) hours of the time Customer requested the Container(s), City may assess the liquidated damages in Section 15.09 of the Agreement. If Contractor delivers Container(s) prior to a Customer-requested delivery date or prior to a scheduled delivery date agreed upon by Customer and Contractor, Contractor shall only begin charging the Customer for use of the Container(s) on the requested/scheduled delivery date and not on the early delivery date. If Contractor does not have available the Container(s) in the size(s) requested by the Customer, Contractor may offer a different Container size to the Customer. If the alternate Container size is more expensive than the Container size requested by Customer, Contractor shall charge no more than the Applicable Maximum Rate for the Container size Customer originally requested. If the alternate Container size is not acceptable to the Customer, Contractor shall locate the correct sized Container(s) within Contractor's Southern California system and shall provide said Container(s) as quickly as possible. If acceptable Containers in the size(s) that are acceptable to the Customer are not provided within forty-eight (48) hours of the original Customer request, then liquidated damages may be applied by City.

All temporary Bins and Roll-Off Containers containing Yard Trimmings/Wood, Food Scraps, Construction and Demolition Debris or Stable Bedding/Manure shall be collected, transported, and processed at the City-designated Processing Facility(ies) for Yard Trimmings/Wood, Food Scraps, Stable Bedding/Manure or the City-designated Construction and Demolition Debris Processing Facility (for C&D Debris) listed in Article

6 of the Agreement.

All temporary Bins and Roll-Off Containers containing Single-Material Recyclables and Single Stream Recyclable Materials shall be collected and the materials transported to the City-designated Clean MRF listed in Article 6 of the Agreement for processing and sale.

3.16. Construction and Demolition Debris Recycling.

State law requires that City enforce mandatory Construction and Demolition Debris Diversion. Contractor shall comply with all requirements of the City's codes and CalGreen, as they may be changed and amended during the Term. Contractor shall provide all services necessary to (A) inform Customers of, (B) support Customer compliance with, and (C) support City's enforcement of, the Construction and Demolition Debris Diversion requirements in the City codes including the CalGreen requirements. The CALGreen Construction and Demolition Debris Diversion requirements for the City are included in Municipal Code Section 16.12 *et seq.* as of the Effective Date of the Agreement.

Contractor shall provide all information and data on Construction and Demolition Debris Recycling and Diversion program to City's Green Halo, or other C&D tonnage tracking program, on a monthly basis or as otherwise directed by City, and shall include all information that may be requested by City including the amount of Construction and Demolition Debris Recycled and Diverted by material type by project; type of project, i.e. roofing, re-model, Commercial, Residential, new-build, etc.; dates Recycling and Diversion occurred; and any other information and data as may be directed by City.

The services provided by Contractor shall include, but not be limited to: (A) informing all Customers requesting Containers and/or Bins, Roll Off Boxes and Compactor services of the Diversion requirements, (B) providing Containers and/or Bins, Roll Off Boxes, and Compactors as needed for storage and transport of Single-Material Construction and Demolition Debris, and commingled Construction and Demolition Debris, as well as appropriately sized Containers for MSW, (C) providing Collection service of all Containers on a timely basis, and (D) working and coordinating with Customer's job site superintendent to ensure a smooth and effective Diversion program which achieves the required Diversion percentage, which is the higher of the Diversion percentage in the City Municipal Code or in CalGreen. As of the Effective Date, the City's ordinance requires diversion of sixty-five percent (65%) and the CalGreen requirement is diversion of a minimum of sixty-five percent (65%) of all Construction and Demolition Debris generated at each of Customer's job sites for which Contractor is providing Construction and Demolition Debris Collection service. Therefore, Contractor shall divert a minimum of sixty-five percent (65%) of the C&D Debris as of the Effective Date. Contractor shall inform Customers utilizing Containers and/or Bins and Roll Off Boxes on a temporary basis, that materials being Generated must be Diverted pursuant to the requirements of CalGreen and City's Municipal Code. At such time as there is an increase in the required Diversion percentage in either the City's ordinance or CalGreen, Contractor shall Divert based on any higher Diversion percentage as of the effective date of such new

requirements.

Once a Customer has requested Construction and Demolition Debris Collection service, Contractor shall complete the following tasks to establish the Construction and Demolition Debris Diversion Program. For purposes of this Agreement, Contractor shall be found to have "fully implemented" Construction and Demolition Debris Diversion Programs at a job site only if all of the following have been completed by Contractor:

(i) Contractor has contacted the Authorized Customer Representative (for purposes of this section the "Authorized Customer Representative" is the construction superintendent/manager, owner, or on-site manager if that Person has decision-making authority; or if Customer is a corporation with multiple locations and centralized decision-making, the management Person with decision-making authority. In the case of a broker or waste arranger, the Authorized Customer Representative is the Person who has the decision-making authority for the construction and/or demolition project) and explained the requirements in the Act, in City's Municipal Code, and in CalGreen for the Customer to Divert at least the minimum required percentage of Construction and Demolition Debris generated by the project (sixty-five percent (65%) as of the Effective Date of Agreement). Contractor has also explained all other specific requirements of City's Municipal Code and CalGreen and has supplied copies of each to the Customer.

(ii) In the event the Authorized Customer Representative communicates to Contractor that it plans to Self-Haul all C&D materials from the job and that it (a) will prepare its own Waste Reduction and Recycling Plan (WRRP") as described in subpart (iii), and (b) that it does not want Contractor's assistance to implement or monitor the WRRP, Contractor shall request a written declaration of same from the Authorized Customer Representative. Upon receipt, Contractor shall submit the declaration to the City, shall record it in the Red/Green Tracking Spreadsheet and/or CRM System, and shall report this at the next monthly meeting with the City. In the event the Authorized Customer Representative indicates that it plans to self-haul the C&D from the job site but requests preparation of a WRRP by Contractor and/or requests Contractor's assistance with implementation and monitoring of the WRRP, Contractor shall provide those services as described in this Section 3.16. If the Authorized Customer Representative has provided a declaration refusing all of Contractor's services and City determines that the job

site's WRRP only Diverts some materials, and other Divertible materials are not covered by the Customer's program; and/or in the event the Customer's Self-Haul program does not achieve the required Diversion percentage, City may, after consultation with the Authorized Customer Representative and Contractor, direct Contractor to develop a plan for Diversion of the remaining C&D materials in accordance with the requirements of this Section and submit the plan to both City and the Authorized Customer Representative. Upon City direction, Contractor shall proceed to work with the Authorized Customer Representative to implement and monitor the plan.

(iii) Assuming the Authorized Customer Representative (contacted by Contractor pursuant to subpart (i) above) agrees to utilize Contractor's services, Contractor shall: (a) estimate the quantities of MSW, Recyclable Materials, Source-Separated Wood, metal, sheetrock/Dry Wall, Yard Trimmings, mixed C&D and any other Divertible materials generated by the C&D project; (b) calculate the appropriate number and sized of Containers required for storage; (c) calculate the recommended frequency of service to optimize cost for the Customer; (d) prepare a written Waste Reduction and Recycling Plan (WRRP) containing estimated costs and recommended levels of service to achieve the required minimum Diversion percentage of the Construction and Demolition Debris estimated to be generated by the project; (e) submit the WRRP to the Authorized Customer Representative; (f) discuss the plan with the Representative; and (g) obtain the Authorized Customer Representative's approval to implement the finalized WRRP.

(iv) Contractor has delivered the appropriate type(s) and size(s) of Containers to the Customer's C&D job site(s) for storage of Single Material Recyclables and Single Stream Recyclable Materials, metal, Wood, sheetrock, mixed C&D and any other materials. If the job will generate Yard Trimmings from grubbing or other trimming or clearing of Yard Trimmings, Contractor has provided the appropriate type(s) and size(s) of Containers for storage and collection of Yard Trimmings.

(v) Contractor is Collecting the Recyclable Materials, Source-Separated metal, Wood, sheetrock, mixed C&D, Yard Trimmings and all other materials from the Customer's Containers at the frequency of Collection needed to adequately service the Customer.

(vi) Contractor has evaluated and provided the level of MSW Collection service (if applicable) to the job site to complement the separate Collection of Recyclable Materials, Yard Trimmings, Source-Separated Wood, metal, sheetrock, mixed C&D Debris and other materials. Contractor has checked back with the Customer and made at least two (2) on-site visits to determine if the initial sizing of the Containers and frequency of service is optimal for the Customer and for the size, pace and scope of the job. Contractor has recommended appropriate adjustments as needed to the Customer and has implemented all adjustments agreed to by the Customer.

(vii) Contractor has provided education and training materials to the Customer explaining (a) the requirements of the Act, the City's municipal code and CalGreen, (b) the operation of the WRRP and (c) specifically what materials may be placed in each of the Recycling Container(s), Yard Trimmings Containers, Source-Separated Wood, metal, sheetrock and other material Containers, mixed Construction and Demolition Debris Containers and what materials are to be placed in the MSW Container(s) (if applicable). Training of job site personnel shall include at least one on-site training for all construction employees working at the job site. If there are multiple shifts, or employees work or are present on different days, Contractor shall conduct multiple trainings until all employees have been trained. Contractor shall provide training posters and placards for the Containers showing what materials are allowed in each. Contractor shall provide training and training materials in both English and Spanish. Where a Customer has employees involved in tasks that are handling MSW and/or Divertible materials, that speak a language other than English, Contractor shall obtain a translator and conduct a training for those employees in the language they speak and provide program signage and training handouts in that language.

(viii) Contractor has made at least two (2) follow-up site visits to confirm the program is operating optimally within 2 weeks after program initiation. Contractor has responded to the Customer's questions and to any complaints, and has successfully resolved all questions and complaints.

(ix) The Diversion program(s) at the Premises of the Customer have been put in place and operated continuously throughout the entire construction/demolition job.

(x) Contractor has provided the Authorized Customer Representative with copies of weight tickets from all Processing Facilities used to process all Construction and Demolition Debris Collected from the site by Contractor and has completed all additional documentation, forms and paperwork required or requested by City and/or the Authorized Customer Representative in a timely manner. Contractor has provided the City with digital copies of the weight tickets from all Processing Facilities used to process all Construction and Demolition Debris Collected from the site by Contractor. Upon request by the City, Contractor shall provide paper copies of weight tickets.

(xi) The documentation submitted to City at the conclusion of the job (or if the job is being conducted in phases, at the end of each phase) verifies that the minimum Diversion of Construction and Demolition Debris required by this Section 3.16 was achieved.

(xii) Contractor has fully cooperated with City to complete the audits of all Processing Facilities used by Contractor to process Construction and Demolition Debris Collected in City as described in Attachment N.

SECTION 4: SPECIAL SERVICES.

General. This section describes Special Services to be provided by Contractor. Many of the Special Services require Public Information and Consumer Education to Single Family Premises, and/or Commercial and Business Establishments as described in this Section 4. Contractor shall submit each item to City for review and approval prior to printing, production, or distribution. The format for the type of Public Information that shall be provided (e.g., brochure, flyer, pamphlet, letter, postcard, hang tag, video, bill insert, email, eblast, social media posting(s), website pages/content, mobile phone texts, and/or dial-out phone messages) must be confirmed with the City prior to Contractor's preparation of the Public Information materials. The method for providing the Public Information and Consumer Education, including but not limited to first-class direct mailing, inclusion with Contractor's bills, and via digital channels must also be confirmed with the City prior to the Contractor's preparation of the Public Information materials described in this Section 4. Contractor shall submit materials to the City for review, comment and final approval within the timeframes described in this Attachment B; in no event shall such materials be submitted to City for review, comment, and final approval less than thirty (30) days prior to the distribution date.

4.1. Bulky Items Services.

Contractor shall provide Collection services for Bulky Items at Single Family Premises in City, at Multi-Family Premises in City and shall provide an Annual Bulky Item Drop-Off Day all as described in Attachment H and in this Section. Contractor shall notify all Residents of the Bulky Items Services as set forth in Section 5 of this Attachment B.

Bulky Items include the following: furniture, mattresses, couches and loveseats (including sleeper sofas), chairs and other small pieces of furniture, water heaters, refrigerators, ranges, washers, dryers, dishwashers, and other similar items (often referred to as "white goods"), and other large, bulky or heavy objects not normally discarded on a regular basis at Residences or Commercial Establishments. Bulky Items must not be more than eight (8) feet in length, or more than four (4) feet wide, and must not exceed one hundred fifty (150) pounds. Bulky Items does not include the following: automobile bodies, Construction and Demolition Debris, tires, oil, antifreeze and other hazardous substances, Household Hazardous Waste, Electronic Waste, Universal Waste, fluorescent bulbs, household batteries, MSW, Recyclable Materials, Food Scraps, Yard Trimmings or items requiring more than two (2) persons to remove.

In the event of a dispute between Contractor and a Customer as to whether an item meets the definition of a "Bulky Item" for Collection pursuant to this Section, the City shall make the final determination.

Bulky Items Collected by Contractor shall not be landfilled or Disposed until the following hierarchy of Diversion efforts has been followed by Contractor and Contractor has made reasonable, verifiable and documented efforts to Divert Bulky Items from Disposal:

1. Re-use "as is" or repair.

2. Disassemble for re-use, re-purposing or Recycling.

3. Recycle.

4. Dispose.

For appliances containing Freon or any other coolant that is Hazardous Waste, Contractor shall be responsible for the proper removal of the Freon from the appliances in a manner consistent with federal, state and local laws and regulations, and for Recycling the metal from said appliances, all at no additional cost to the Customer or the City. Contractor may perform this service itself or deliver the Collected appliances to a fully permitted third party for removal of the Freon and Recycling of the metal.

Contractor shall participate in the Orange County MattressCare Recycling program and the Orange County Carpet Stewardship Recycling program by diverting mattresses and carpets to the County's programs when these materials are included in the Bulky Item Collection.

Contractor shall maintain records of the Customers requesting Bulky Item Collections, the number of Collections requested by each Customer, the number of Collections provided by Contractor, the number and Tons of Bulky Items delivered for repair, re-use, re-purposing and Recycling, the names, addresses and contact persons at the organizations and facilities where Contractor has delivered Bulky Items for re-use, repair and/or Recycling, and the types of Bulky Items Contractor is able to Divert to repair, re-use, re-purposing and the Tons Disposed. The number of Collections and the Tons Collected, Diverted and Disposed each month shall be included in Contractor's Monthly and Annual Reports as described in Attachment K. Contractor shall submit additional records and information (including, but not limited to, records of the number of requests per Customer, the types of Bulky Items Contractor is able to Divert, and the organizations or Persons Contractor delivered Bulky Items to for Diversion) to the City upon request.

4.1.1. Bulky Items Collection Services for Single Family Premises.

Contractor shall provide Collection services for Bulky Items at Single Family Premises in the City. Customer or City may request Collection of Bulky Items a minimum of two (2) business days in advance of the desired Collection date. The Collection date may be more than two (2) business days after the Customer's or City's request, on a date mutually agreed to by Customer and Contractor. Collection shall occur on or before the Customer's next regularly scheduled MSW Collection day, unless another date is agreed upon by Customer and Contractor or City and Customer. Bulky Items at Single Family Premises shall be collected at, or reasonably near, curbside or in the alley, giving due consideration to circumstances of access points, vehicular and pedestrian safety and the like, in accordance with the scheduled appointment time established by Contractor, which shall in no case be earlier than 7:00 a.m. local time. Contractor shall provide special assistance when Collecting Bulky Items from Disabled Persons (as defined in Attachment A).

Contractor shall provide three (3) Bulky Items Collections per calendar year per Single

Family Premises Customer of up to ten (10) Bulky Items per Collection at no charge to the Single Family Premises Customer. For additional Collections of Bulky Items from Single Family Premises, Contractor shall direct bill the Single Family Dwelling Customer, at the Applicable Maximum Rates in Attachment D.

4.1.2. Bulky Items Collection Services for Multi-Family Premises.

The number of Bulky Item Collections per Multi-Family Premises is based on the number of enclosures located on each Multi-Family Premises. Contractor shall provide ten (10) Bulky Items Collections per Multi-Family Premises enclosure per calendar year of up to ten (10) Bulky Items per Collection at no charge to the Multi-Family Authorized Customer Representative. For example, if a Multi-Family Premises has three (3) enclosures located on the Multi-Family Premises, it shall receive up to 30 (thirty) Bulky Item Collections per calendar year of up to ten (10) Bulky Items per Collection at no charge to the Multi-Family Authorized Customer Representative. Similarly, if a Multi-Family Premises has six (6) enclosures located on the Multi-Family Premises, it shall receive up to 60 (sixty) Bulky Item Collections per calendar year of up to ten (10) Bulky Items per Collection at no charge to the Multi-Family Authorized Customer Representative.

The Multi-Family Authorized Customer Representative or City shall arrange for the Bulky Item Collections by Contractor. Individual tenants of the Multi-Family Premises may not arrange for the Bulky Item Collections from the Multi-Family Premises. The Multi-Family Authorized Customer Representative or City may request Collection of Bulky Items a minimum of two (2) business days in advance of the desired Collection date. The Collection date may be more than two (2) business days after the Customer's or City's request, on a date mutually agreed to by Customer and Contractor. Collection shall occur on or before the Customer's next regularly scheduled MSW Collection day, unless another date is agreed upon by Customer and Contractor or City and Customer. Bulky Items at Multi-Family Premises shall be collected at, or reasonably near, a particular enclosure located on the Multi-Family Premises giving due consideration to circumstances of access points, vehicular and pedestrian safety and the like, in accordance with the scheduled appointment time established by Contractor, which shall in no case be earlier than 7:00 a.m. local time. Contractor shall confirm the particular enclosure location on the Multi-Family Premises for the Bulky Item Collections in communication with the Multi-Family Authorized Customer Representative.

The total number of Bulky Item Collections per calendar year per Multi-Family Premises is for the entire property, not each individual tenant or unit within the Multi-Family Premises. For additional Collections of Bulky Items from Multi-Family Premises requested by the Authorized Customer Representative, Contractor shall direct bill the Multi-Family Premises Authorized Customer Representative at the Applicable Maximum Rates in Attachment D.

As set forth in Section 5 of this Attachment B, Contractor shall notify all Multi-Family Premises Customers of the Multi-Family Bulky Items Collection Services described in this Section 4.1.2. Contractor shall conduct field analyses to take inventory of the number of

enclosures located at each Multi-family Premise in the City on or before July 1, 2025. Contractor will share this analysis with the City.

4.1.2.1. Bulky Item Collection For Individual Multi-Family Residents. In addition to the Bulky Items Collection pick-ups ordered by a Multi-Family Premises Authorized Customer Representative and provided to a Multi-Family complex, an individual resident of a Multi-Family Premises may request pick up of up to ten (10) Bulky Items by Contractor at the Applicable Maximum Rates for this service in Attachment D. The resident may pay Contractor directly by credit card for this service.

4.1.3 Annual Bulky Item Drop Off Day for Single and Multi-Family Residents.

Contractor shall provide all labor, equipment, vehicles, licenses, permits, safety gear, traffic control and all other services necessary to provide an Annual Single Family and Multi-Family Resident Bulky Item Drop-Off Day on a Saturday during the third week of May each year during the Term of Agreement, or on other dates mutually agreed to by City and Contractor.

The Bulky Item drop-off shall be held at the City's community center parking lot or other location mutually agreed to by City and Contractor. A site plan and traffic control plan shall be submitted to the City for approval at least thirty (30) days prior to each event. Contractor shall conduct each event in compliance with all applicable federal, state and local laws. On or before April 15 of each year of the Term beginning in 2025, Contractor shall notify both Single Family Residents and Multi-Family residents of the date and other requirements for the Bulky Item Drop-Off event as set forth in Section 5 of this Attachment B.

The notices shall inform Residents that they should come prepared to demonstrate that they reside in the City by showing one of the following items: driver's license, utility bill, Contractor's bill, or other bill with the Resident's name and a City address. Contractor shall accept Bulky Items from all Residents in attendance during the advertised hours for the event and no Resident shall be turned away from the event. The Bulky Item Drop-Off event shall be conducted on a "first come-first served" basis. Each Resident may drop off up to five (5) Bulky Items. Contractor shall operate the event for a minimum of six (6) hours each drop-off day and shall design and operate the event such that a minimum of 30 vehicles per hour dropping off Bulky-Items can be processed.

4.1.3. Re-Usable/Donated Item Collection For Single Family Residents.

In addition to the three (3) Bulky Item Collections for Single Family Residents described in Section 4.1.1, Contractor shall provide one (1) Collection from each Residence per year of reusable donated items that are in good condition. For purposes of this program "reusable donated items" means items that have financial value and 'upcycle' or resale value including clothing, household goods and similar items. "Reusable donated items" do not include regular Bulky Items that are destined for Disposal or only for metals recycling (i.e. non-operational metal appliances) and have no 'upcycle' or resale value. In the event of a disagreement between Contractor and a Customer as to whether an item

is a Bulky Item and not eligible for Collection as a reusable/donatable item, the decision of the City shall be final. In such event, Contractor shall provide information to the Customer about other means for discarding the item.

Single Family Residents may call to schedule an appointment and then set out their items for Collection by Contractor on the agreed-upon day. Contractor shall Collect and sort said items to identify those that meet the standards prescribed by Contractor's non-profit partner, Goodwill of Orange County. Contractor shall transport the donatable items to Goodwill where Goodwill employees will sort the items to determine acceptability. Contractor shall pick up any rejected items and handle them as described in the hierarchy in Section 4.1.

Reusable donated items at Single Family Premises shall be collected at, or reasonably near, curbside or in the alley, giving due consideration to circumstances of access points, vehicular and pedestrian safety and the like, in accordance with the scheduled appointment time established by Contractor, which shall in no case be earlier than 7:00 a.m. local time. Contractor shall provide special assistance when Collecting reusable donated Items from Disabled Persons (as defined in Attachment A).

Collection tonnages, data from charities regarding tonnage and values of materials collected, and participation data from collections and the drop off event shall be tracked and reported as described in Attachment K.

4.2. Household Hazardous Waste Collection Program for Single Family Dwellings and Annual Drop Off Event.

4.2.1. Household Hazardous Waste Collection Program for Single Family Dwellings.

Contractor shall provide all labor, equipment, vehicles, licenses, permits and services necessary to Collect Household Hazardous Waste ("HHW") from Single Family Dwelling Premises in City. Contractor shall provide up to two (2) HHW on-call Collections from each Single Family Dwelling per calendar year at no charge.

For purposes of this Agreement, HHW includes all types of material listed in the definition of HHW in Attachment A. A Single Family Dwelling Customer or the City may request Collection of Household Hazardous Waste by scheduling an appointment with Contractor a minimum of five (5) business days in advance. Contractor shall Collect the HHW on the Single Family Dwelling Customer's next regularly scheduled MSW Collection day. Contractor shall provide the Single Family Dwelling Customer with instructions for properly preparing the HHW for Collection, and shall arrange with the Single Family Dwelling Customer for a proper, safe and secure location from which the HHW is to be Collected. Contractor shall only Collect HHW when there is an adult present at the Single Family Dwelling Premises or in the absence of an adult at the Single Family Dwelling Premises, when there is a safe and secure location in which the HHW can be placed (i.e.,

a side or back yard). Contractor shall instruct Single Family Dwelling Customers not to place HHW for Collection in alleys or at curbside. Contractor shall deliver or mail any bags or other materials or containers necessary for the Single Family Dwelling Customer to use to properly and safely package and place the HHW for Collection. Contractor shall provide special assistance when Collecting HHW materials from Disabled Persons (as defined in Attachment A).

Eligible HHW materials for Collection shall include, but are not limited to, the following:

Cleaning products: ammonia, floor stripper, oven cleaners, rug, upholstery and floor cleaners, tile and shower cleaners, furniture polish, drain cleaners, rust remover, naval jelly and solvents.

Automobile maintenance products: car waxes and polishes, starting fluids, solvent cleaners, antifreeze, repair products, vehicle batteries, brake fluid, transmission fluid, windshield washer fluid, hydraulic fluid, motor oil, oil filters and gasoline and diesel fuel. *[Gasoline and diesel fuel must be placed in containers designed and sold for the containment and transportation of fuel; maximum of ten (10) gallons.]*

Home maintenance and improvement products: oil-based stains, and paints, liquid latex paint, caulking, varnish, paint thinners, chemical strippers, spray paint, artist paint, insect repellants, insecticides, pesticides, poisons, rat poison, kerosene, lighter fluid, and pool chemicals, pool acid and chlorine (tablets or liquid), hobby glue, driveway sealer *[maximum of five (5) gallons].*

Personal care items: nail polish and remover, hair color.

Electronic Waste items (E-Waste): video display devices such as televisions, television screens, computer monitors, plasma television screens, computer-related items, printers, copiers, scanners, multi-function desktop machines (such as a combination printer/fax/copier), stereos, speakers, cables, cameras, computer CPU's, LED screens and monitors, computer keyboards, computer mouse, LED bulbs, VCR's, DVD/CD/tape players, cellular telephones, ipods, tablet computers, MP3 players, Gameboys, remote controls for electronic devices, microwave ovens, air fryers, coffee makers, toasters, irons, and all other corded appliances and corded devices.

Universal Waste items (U-Waste): AA, AAA, C Cell and D Cell batteries; fluorescent tubes and bulbs and other mercury containing lamps (including high intensity discharge [HID], metal halide, sodium and neon bulbs); mercury containing devices such as thermostats, switches, thermometers, and relays (including those found in pre-1972 washing machines, sump pumps, electric space heaters, clothing irons, and silent light switches); pilot light sensors from gas appliances; mercury gauges from barometers, manometers, blood pressure and vacuum gauges; mercury-added novelty items such as greeting cards that play music when opened, athletic shoes with flashing lights in the soles, and mercury maze games; emptied aerosol cans.

Sharps, such as needles, lancets and syringes. *[Sharps must be placed into a rigid sealed, puncture resistant container for Collection.]*

Pharmaceutical wastes shall be included if and when state law has been revised to permit Collection of these materials under this type of collection program, and Contractor is directed by City to include pharmaceutical wastes.

Ineligible materials for the HHW Collection Program include, but are not limited to, the following: biological waste, ammunition and explosives, appliances, asbestos, commercial chemicals, construction related materials, containers over five (5) gallons (with the exception of fuel described above), fire extinguishers, Food Scraps, cooking oil and grease, gas cylinders/pressurized cylinder, liquid mercury/elemental mercury and broken items that contain mercury, materials improperly packaged for Collection and transportation, materials in leaking containers, radioactive materials, tires, MSW, Bulky Items, unknown or unlabeled materials.

In the event of a dispute between Contractor and a Single Family Dwelling Customer as to whether a material is eligible for Collection by the HHW Collection program, the decision of the City shall be final.

Contractor shall participate in the Orange County PaintCare program by diverting Paint to the County's program when Paint is picked up in the HHW Collection program.

Contractor shall Divert a minimum of eighty percent (80%) of all Collected HHW from Disposal by use of in-house resources (if Contractor is fully licensed and holds all required permits to do so) and/or use of third parties that are properly licensed and possess all required permits under local, state and federal law and regulations for Recycling, treating, and otherwise handling HHW to Divert it from Disposal. Contractor shall Dispose of any non-Divertible HHW in accordance with all local, state and federal regulations and only at properly permitted HHW Disposal facilities operating in accordance with all applicable local, state and federal laws and regulations.

Contractor shall maintain records of the Single Family Dwelling Customers requesting HHW Collections, the number of Collections requested by each Single Family Dwelling Customer, the number of Collections provided by Contractor, addresses of each Collection, the number, types, and quantities of HHW delivered for Diversion, the third-party Persons or organizations where HHW was delivered for Diversion, and the quantities and types of HHW Disposed, including the licensed and permitted Disposal sites where HHW was Disposed. The number of Collections, types of HHW, quantity of each type of HHW and the total quantity of HHW Collected, Diverted and Disposed each month shall be included in Contractor's Monthly and Annual Reports as described in Attachment K. Contractor shall submit additional records to the City upon request. Contractor shall create and maintain all transportation manifests, records, lists and all other documentation for HHW Collection, transportation and Disposal that are required by local, federal and state laws and regulations. Contractor shall provide pollution control insurance as described in Article 13 of the Agreement. Contractor shall provide the HHW

Collection Program at no additional cost to the City or to Single Family Dwelling Customers.

4.2.2. Household Hazardous Waste Annual Drop-off Event.

Contractor shall provide one (1) Household Hazardous Waste drop-off event per year for City Residents. Household Hazardous Waste acceptable for drop-off is defined in Section 4.2.1 of this Attachment B, as well as in Attachment A. The event shall be held on a non-holiday weekend in June, or on another day mutually agreed upon by City and Contractor. Contractor shall notify all Residents of the events as set forth in Section 5 of this Attachment B. The notices shall inform Residents that they should come prepared to demonstrate that they reside in the City by showing one of the following items: driver's license, utility bill, Contractor's bill, or other bill with the Resident's name and a City address. Contractor shall accept HHW from all Residents in attendance during the advertised hours for the event and no Resident shall be turned away from the event. The drop-off event shall be conducted on a "first come-first served" basis. Contractor shall operate the event for a minimum of six (6) hours each drop-off day and shall design and operate the event such that a minimum of 30 vehicles per hour dropping off materials can be processed.

Contractor shall arrange the in-City location for each event, safety gear, traffic control, any other needed elements for such events and shall obtain all required permits for each event. A site plan and traffic control plan shall be submitted to the City for approval at least thirty (30) days prior to each event. The event shall be held at a site located by Contractor and approved by City. Contractor shall conduct each event in compliance with all applicable federal, state and local laws. All Household Hazardous Waste shall be sorted at the drop-off site and properly prepared and packaged for proper disposal or Recycling.

Contractor shall participate in the County's PaintCare program by Diverting Paint to the County's program when Paint is dropped off at the HHW Collection Event.

Contractor shall Divert a minimum of eighty percent (80%) of all Collected HHW from Disposal by use of in-house resources (if Contractor is fully licensed and holds all required permits to do so) and/or use of third parties that are properly licensed and possess all required permits under local, state and federal law and regulations for Recycling, treating, and otherwise handling HHW to Divert it from Disposal. Contractor shall Dispose of any non-Divertible HHW in accordance with all local, state and federal regulations and only at properly permitted HHW Disposal facilities operating in accordance with all applicable local, state and federal laws and regulations.

Contractor shall maintain records of the number of Customers dropping off materials during the drop-off event, types, and quantities of HHW dropped-off for Diversion, the third-party Persons or organizations where HHW was delivered for Diversion, and the quantities and types of HHW Disposed, including the licensed and permitted Disposal sites where HHW was Disposed. The number of Customers dropping off materials during the drop-off event, types of HHW, quantity of each type of HHW and the total quantity of

HHW Collected, Diverted and Disposed at each drop-off event shall be included in Contractor's Monthly Report for the month the drop-off event was held as described in Attachment K. Contractor shall submit additional records to the City upon request. Contractor shall create and maintain all transportation manifests, records, lists and all other documentation for HHW Collection, transportation and Disposal that are required by local, federal and state laws and regulations. Contractor shall provide pollution control insurance as described in Section 10 of the Agreement. Contractor shall provide the HHW Events at no additional cost to the City or to Customers.

Contractor shall distribute a postcard to all Residential Customers at least 30 days prior to the event that includes details regarding the event, including, but not limited to, the location of the event, the time of the event, the date of the event, the type of materials that are acceptable at the event, and any other information as directed by the City. Contractor shall provide the draft postcard to the City at least 90 days in advance of the event.

4.3. Holiday Greenery Collection and Recycling.

Contractor shall collect, at curbside or in alley locations, Christmas trees and other holiday greenery from Single Family Dwellings for three (3) full weeks from December 26 through January 15 of each year of the Term. (After this period trees shall be Collected as Bulky Items and shall be counted as one of the ten (10) Bulky Item Collections per calendar year as described in Section 4.1 of this Attachment B.) Trees up to six feet (6') in length shall be Collected and Diverted without Customers being required to cut them. Contractor may request that Customers with larger trees cut the trees into pieces no longer than six feet (6') by placing such information in the postcard or brochure advertising the program, and by tagging the tree stating it must be cut into smaller length(s). Contractor shall prepare a brochure or postcard informing residents of such Collection service. Contractor shall submit a draft of the brochure or postcard to City for review and approval by October 1 of each year of the Term. The brochure or postcard shall be prepared and mailed first-class postage and shall be professionally designed and mailed so that residents receive the brochure or postcard not later than December 10. Residents shall be instructed on how to prepare Holiday Greenery for Recycling including removing all ornaments, lights and tinsel. Holiday Greenery which complies with these instructions shall be delivered by Contractor to the City designated Compost Facility or other City-designated Processing Facility.

Contractor shall Compost or otherwise Divert all Collected holiday greenery that meets the requirements of this Section (i.e., trees that contain no flocking, tinsel, lights or ornaments). Contractor is prohibited from delivering Holiday Greenery Collected in City and any Compost or mulch created from holiday greenery Collected in City to any landfill for use as ADC.

Trees and greenery that have been flocked or are Contaminated by ornaments, lights and/or tinsel shall be delivered to the City designated Disposal Facility for Disposal.

Contractor shall provide City a written report by February 15 of each year of the Term, listing the Tons of Christmas trees and holiday greenery collected, the Tons delivered to the Compost Facility or other City-designated Processing Facility and the Tons delivered to the Disposal Facility. Contractor shall provide City with copies of weight tickets from the Compost Facility or other City-designated Processing Facility and from the Disposal Facility as documentation of the Tons Diverted and Disposed. Contractor shall provide the holiday greenery Collection program at no additional cost to the City or to Customers.

4.4. Sharps Pre-Paid Mail-Back Program.

Contractor shall provide Customers with pre-paid, postage-paid mail-back Sharps containers to safely store used Sharps and send Sharps for proper disposal. Customers shall be provided with a toll-free number to call to arrange to receive the pre-paid, postage-paid mail-back Sharps container mailed to their Residence. Contractor shall also provide ten (10) mail-back Sharps containers to City for distribution to residents as needed, and Contractor shall replenish the supply to City on an on-going basis as needed through Term of Agreement. Contractor shall ensure that all Sharps are being properly disposed by the Persons or organizations that Contractor has subcontracted with to provide the Sharps collection and disposal service and that such disposal methods meet all applicable local, state and federal laws and regulations regarding Sharps handling and disposal.

Contractor shall also Collect Sharps that are properly containerized as part of the HHW Collection program described in Section 4.2.1 of this Attachment B and in the HHW Annual Drop-Off Events described in Section 4.2.2 of this Attachment B. Contractor's inclusion of Sharps Collection in the HHW program shall not be a substitute for providing the pre-paid postage-paid mail-back program described herein, but shall be provided by Contractor in addition to the pre-paid postage-paid mail-back Sharps program.

Contractor's Public Information materials as described in Section 5 of this Attachment B shall annually inform Customers about the availability of the Sharps pre-paid postage-paid mail back program and shall emphasize the importance of keeping Sharps out of the MSW, Recyclable Materials and Food Scrap/Yard Trimmings Carts. Contractor shall also advertise the program on its web site.

Contractor shall provide a monthly and annual report to the City on the number of Sharps pre-paid mailer kits provided to Customers both through home delivery of kits and by Customer pick-up at the in-City pick-up location. The report shall also list the number of Sharps containers mailed back for proper Disposal, and the number (if any) Collected by Contractor as part of the Door-to-Door HHW Collection program and the Annual HHW Drop-Off Events. Contractor shall provide the Sharps Program at no additional cost to the City or to Customers.

4.5. Annual Compost Giveaway Events.

Each year during the Term, Contractor shall provide two (2) free Compost distribution events within the City for Residential Customers. The Compost product shall be provided

in bags containing one (1) cubic foot of Compost and each Resident shall receive up to five (5) bags of Compost per event. Contractor shall provide a sufficient quantity of Compost for five hundred (500) residents per event. The Compost shall be laboratory tested and shall meet the U.S. Composting Council's Seal of Testing Assurance standards. Laboratory test results of the product(s) to be distributed shall be submitted to City a minimum of fifteen (15) days prior to each distribution events. Contractor shall notify City at least sixty (60) days in advance of the Compost giveaway events. The parties shall coordinate regarding the location and timing for each event, which shall be held each year of the Term in February and in October. Finalization of event dates, or any changes in event dates, shall be mutually agreed to by the City and the Contractor. The Compost Giveaway events will be conducted on a "first come-first served" basis. Contractor shall operate each event for a minimum of six (6) hours. No Resident shall be turned away.

Every effort shall be made for Contractor to prioritize the provision of Compost for the Compost Giveaways at the highest possible level from the following list, with #1 being the City's highest priority: 1) Contractor shall provide Compost from Collected Food Scraps and Yard Trimmings produced at the City-designated Composting Facility described in Attachment P, 2) Contractor shall provide Compost from Collected Food Scraps and Yard Trimmings produced at a Composting Facility operated by the County of Orange, 3) Contractor shall utilize Compost from Collected Food Scraps and Yard Trimmings produced at a Composting facility located within Orange County, or 4) provide compost made from Food Scraps and Yard Trimmings processed in California. Contractor shall report the origin of the Compost to the City for use as part of City's SB 1383 procurement requirements in CCR Chapter 12, Article 12, Section 18993.1.

Contractor shall arrange the in-City location(s) for such events and shall provide all required labor, equipment, traffic control and other needed elements for such events. A site plan and traffic control plan shall be submitted to the City for approval at least thirty (30) days prior to each event. At Contractor's discretion, or if so directed by City, Contractor may require participants to show evidence of residence within the City (for example by providing a driver's license, utility bill or other documentation that the Customer resides within the City). Event dates shall be mutually agreed to by the City and the Contractor. Contractor shall advertise the events through its website and through mailings and other Public Information methods described in Section 5 of this Attachment B. If Contractor or City chooses to require proof of City residency at the events, Contractor shall include this requirement in all Public Information materials prior to each compost giveaway event.

Contractor shall provide City with a report within thirty (30) days following each event listing the number of participants, the quantity of Compost distributed, the origin of the Compost, and the specification of the Compost. Contractor shall provide the Compost described herein for the giveaway events, as well as the Compost Giveaway Events at no additional cost to the City or Residents.

4.6. Composting Workshop.

Contractor shall advertise and conduct one (1) Composting workshop event for Residents each calendar year during the Term on a non-holiday weekend in March of each year, or on other days mutually agreed upon by City and Contractor.

Contractor shall arrange the in-City location(s) for such events and shall provide all required labor, equipment, traffic control and other needed elements for such events. A site plan shall be submitted to the City for approval at least thirty (30) days prior to each event. At Contractor's discretion, or if so directed by City, Contractor may require participants to show evidence of residence location within the City (for example by providing a driver's license, utility bill or other documentation that the Resident resides within the City). Event dates shall be mutually agreed to by the City and the Contractor. Contractor shall advertise the events through its website and through mailings and other Public Information methods described in Section 5 of this Attachment B. If Contractor or City chooses to require proof of City residency at the events, Contractor shall include this requirement in all Public Information materials prior to each Composting workshop event.

Contractor shall sell home composting units, type/model approved by City, at a twenty-five percent (25%) discount (compared to retail prices) to Residents attending the Composting workshops. Contractor shall bring twenty (20) units for sale to the first Composting workshop to be held in the City, and then adjust quantities accordingly for future Composting workshops based on sales during the first and future Composting workshops. City may revise the number of discounted Composting units that Contractor is required to offer for sale at each Composting Workshop.

Contractor shall develop and produce a professional, well-formatted, four-color, designed pamphlet or brochure educating residents on Composting, how-to Compost, benefits of composting, and other relevant information related to home-Composting for distribution at each Composting workshop event, at other events attended by Contractor and as requested by City and/or Resident. In addition, to the Composting brochure/pamphlet printed and distributed at the Composting Workshops and other events attended by Contractor, Contractor shall provide one hundred (100) copies of the Composting pamphlet or brochure to City each year in July. This amount may be adjusted by the City each year, according to the demand for the pamphlet or brochure. All costs associated with the preparation of a professional, well-formatted and designed pamphlet or brochure, as well as costs of printing shall be borne by Contractor.

Contractor shall provide the Composting workshop events, composting educational pamphlet/brochure and discounts on home composting units at no additional cost to the City or to Customers.

4.7. City Services.

Contractor shall provide all of the following services during the Term of the Agreement.

4.7.1. City Sponsored Special Events.

City may sponsor, co-sponsor, host or otherwise organize special events, referred to as "City Sponsored Special Events". Contractor shall, at no additional cost to City, design

and implement a “Solid Waste and Recycling Plan” for up to twenty (20) City Sponsored Special Events each calendar year. For the City Sponsored Special Events, Contractor shall provide for the Collection of MSW, Food Scraps and Recyclable Materials preceding, during and after the special event. Contractor shall provide, at no additional cost to City, temporary Containers with specially configured lids and appropriate signage, as approved by City, for the general public to dispose of MSW, source separated Recyclable Materials, and source separated Food Scraps, as well as larger sized Bins and/or Roll-Off Boxes as needed for cardboard and other materials. Contractor shall submit the “Solid Waste and Recycling Plan” a minimum of thirty (30) days prior to the City Sponsored Special Event, and City will provide comments/changes/feedback within ten (10) calendar days. Contractor shall make changes and finalize the Solid Waste and Recycling Plan no later than fourteen (14) days prior to the Event. City may require Contractor’s Recycling Coordinator to be present at such events to ensure (a) that all Containers have been properly delivered and positioned throughout the event space; (b) that all Containers have proper signage indicating what materials go in each Container; and (c) that the Containers are being emptied as frequently as required to prevent overflow of materials or placement of Divertible Materials in the MSW Containers or in the wrong Container. At City request, the Coordinator shall also provide information to the public about available Diversion and other services and/or provide Public Information and Education materials and speak about MSW, Recycling and Diversion programs.

The City Sponsored Special Events are those listed in Attachment T and include, but are not limited to:

City-Sponsored Special Events – Laguna Hills

Event	Date	City	Rough Attendance
4th of July Celebration	July 4	LH	2,000+
Half Marathon 5K	Memorial Day	LH	2,000+
Movies in the Park	Summer (4 per year)	LH	2,000+
Heritage Day	early October	LH	2,000+
Concerts in the Park	July - Sept (4 per year)	LH	2,000+
Holiday Event Series	December	LH	2,000+
Chamber of Commerce Car Show	August	LH	2,000+

Contractor shall develop and print a City-Sponsored Special Events brochure as described in Section 5 of this Attachment B. City may, in its sole discretion, change the events above at which the service shall be provided, up to twenty (20) per year. Contractor shall provide a written report to the City within thirty (30) days after each City Sponsored Special Event listing total tons of MSW, Food Scraps and Recyclable Materials (by individual category) collected as well as facilities to which the MSW, Food Scraps and Recyclable Materials were delivered, together with copies of weight tickets and other pertinent supporting documents.

If City desires Contractor to provide such services at additional City Sponsored Special Events (in excess of twenty (20) per calendar year), the parties agree the additional compensation to Contractor shall be determined using the procedures in Section 5.12 ("City's Right to Change Scope of Work") and Section 14.09 ("Adjustments to Rates in Attachment D Based on City-Directed Changes in Scope of Work") of the Agreement.

4.7.1.1 Aluminum Cups for Special Events.

Contractor shall provide five thousand (5,000) Ball Aluminum cups annually, beginning July 1, 2025, for use at City Sponsored Special Events and/or Large Venue Special Events.. The Ball Aluminum cups shall be as shown in Attachment R. These one-hundred percent (100%) recyclable aluminum cups will be used to eliminate the use of plastic cups during such events. Contractor shall be responsible for having City's logo or environmental messaging printed on the cups. City shall supply to Contractor the messaging, logo or other image(s) to be printed on the cups on or before March 1, 2025.

On or before February 1, 2025, City will provide Contractor with a list of event(s) at which the cups will be utilized during the coming year. (For such purpose, the 'year' will run from July 1, through June 30). Contractor shall contact the event coordinator for City-sponsored events and for other events, shall contact the organizers/owners and, with the assistance of the City, offer use of the cups. For events that accept the use of the cups, Contractor shall provide collection receptacles for the cups at the event(s) and coordinate the recycling of the cups after the event. At the discretion of the City, event attendees may be allowed or encouraged to keep the cups as souvenirs of the event.

At the direction of the City, the Contractor shall identify, approach and work with organizers and vendors of other City Sponsored Special Events, Large Venue Special Events and non-City-sponsored special events held in City to assist them in directly sourcing the cups. Contractor shall then provide the receptacles and coordinate the set up and Collection of the cups in receptacles at such events. Contractor shall provide such assistance to a minimum of five (5) additional events per year (over and above the events designated by City to receive the complementary aluminum cups).

In the event City desires to purchase additional cups with the City logo and/or messaging, City will pay Contractor for said additional cups or purchase the cups directly from the manufacturer/distributor. Contractor shall assist City with purchase of additional cups upon request.

Contractor shall provide data to City in the monthly reports on the results of the recyclable aluminum cup program including the number of cups utilized, the pounds of cups recycled, and the name, number and size of each special event where recyclable aluminum cups were utilized and recycled.

4.7.2. Large Venue Special Events.

If any special event serves an average of two thousand (2,000) or more individuals per day of operation of the large venue special event, or takes place at a permanent venue facility that annually seats or serves an average of two thousand (2,000) or more individuals within the grounds of the facility per day of operation, it is considered a large venue special event pursuant to Public Resources Code Section 42648 *et seq.* and must comply with the requirements therein.

Contractor shall develop and print a “Large Venue Special Events” brochure as described in Section 5 of this Attachment B. If requested by a special event operator, sponsor, the City, or the owner of operator of a "large venue" or "large event" Contractor shall attend annual or biennial meetings to discuss the types of MSW reduction, reuse and Diversion programs to be implemented at "large events" and "large venues." Upon the request of a large event or large venue owner or operator, or at the request of the City, Contractor shall prepare a “Solid Waste and Recycling Plan” for large events and for large venues within the City. Said plans shall be prepared within sixty (60) days after each plan is requested and shall contain all the elements required to implement Public Resources Code Section 42648 et seq. including, but not limited to, the methodology to be used to Collect and Divert Recyclable Materials, Food Scraps and Yard Trimmings (if applicable) generated by the event sand to Collect and Dispose of MSW generated at the event.

If requested by the City or the large event or large venue operator/producer, Contractor shall provide the services described in this Section 4.7.2. Contractor shall provide temporary Containers with specially configured lids and appropriate signage, as approved by the event operator/producer or City, for the general public to dispose of MSW, source separated Recyclable Materials, and source separated Food Scraps, as well as larger sized Bins and/or Roll-Off Boxes as needed for storage of materials. Contractor may charge the event producer or organizer rates that do not exceed the Applicable Maximum Rates for these services. Contractor shall provide prompt, timely and continuous Collection services throughout the entire special event, including, but not limited to the following: (a) Delivery of Carts, Bins, Roll Off Boxes and temporary Containers for use by the special event and general public, prior to the pre-event setup when the event has vendors arriving to set up (for example, set up of stages, vendor areas, media center, special pathways, etc.). Contractor shall provide a minimum of three (3) Recyclable Materials Roll Off Boxes and two (2) MSW Roll Off Boxes during set up, tear down and during the event. The number of Food Scraps and Yard Trimmings Bins shall be customized as needed based upon the size and duration of each special event. (b) Contractor shall work with the City to develop markets for the set-up materials (e.g., metal, wood, orange plastic mesh, and other by-products of set up construction activities and tear down demolition activities). For materials with markets or re-use opportunities, Contractor shall provide separate Bins and/or Roll Off Box(s) for Collection of such materials and shall deliver them for separation and marketing or donation to appropriate markets or outlets. (c) Contractor shall provide timely Collection services provided throughout all stages of the event and, as necessary, throughout the days of the event. This includes early Collection services for all Containers during pre-event set up and during each day of the event. For example, Collection services may be required as early as 11:00 a.m. on the days of the event and/or on pre-event set up days. (d) Contractor

shall work with event staff to monitor the fullness of all Containers on each day of the event, in order to Collect Containers before any are completely full or overflowing, in order to prevent Contamination of Recyclable Materials and Food Scraps and in order to prevent Recyclable Materials and/or Food Scraps being placed in the MSW Containers. (e) Contractor shall provide Collection service late in the day and into the evening hours if required to keep Containers from becoming Overfull. (f) Contractor shall provide Sunday Collection services for the event and such service shall continue until the event ends and all tear down and clean-up has occurred (note: this may require Collection Service on the day(s) after the event concludes).

Contractor shall provide a report to the City within forty-five (45) days of the end of the large venue special event describing in detail the MSW reduction, reuse and Recycling programs that were conducted at the event. Said report shall also include the total Tons of MSW Disposed from the event and the total Tons of Recyclable Materials, Food Scraps and Yard Trimmings Diverted and delivered to City-approved Processing Facilities with copies of weight tickets for all tons Diverted and Disposed. The report shall also include the overall percentage of materials that were diverted by Contractor from the event and the percentage of MSW that remained and was Disposed.

Contractor may charge the occupant, coordinator, manager or sponsor of a special event rates that do not exceed the Applicable Maximum Rates.

4.7.3. Non-City Sponsored Special Events.

If the special event serves less than an average of two thousand (2,000) or more individuals per day of operation of the special event, or takes place at a permanent venue facility that annually seats or serves an average of less than two thousand (2,000) or more individuals within the grounds of the facility per day of operation, it is considered a special event.

Contractor shall develop and print a “Special Events” brochure as described in Section 5 of this Attachment B and disseminate it to operators/producers of special events in City and to those organizations or other Persons who may be planning special events.

If requested by City or a special event operator/producer, Contractor shall design and implement a “Solid Waste and Recycling Plan” for special events in the City for the Collection of MSW, Food Scraps, Yard Trimmings (if appropriate) and Recyclable Materials preceding, during and after the special event. Contractor shall provide temporary Containers with specially configured lids and appropriate signage, as approved by City or by the event operator/producer, for the general public to dispose of MSW, source separated Recyclable Materials, and source separated Food Scraps, as well as larger sized Bins and Roll-Off boxes as needed for storage of materials. Contractor may charge the occupant, coordinator, manager or sponsor of a special event rates that do not exceed the Applicable Maximum Rates.

Within thirty (30) days of the end of the event, Contractor shall provide a written report to the operator/producer of the event, with a copy to the City, listing the total Tons of MSW,

Food Scraps and Recyclable Materials (by individual category) Collected as well as the City-designated Processing Facilities to which the Food Scraps and Recyclable Materials were delivered. Contractor shall include copies of weight tickets from each Processing Facility and from the Disposal Site and other pertinent supporting documents.

4.7.4. Emergency Collection and Disposal Service.

In the event of a natural disaster or other unforeseen emergency situation (e.g., earthquake, riot, or flood) Contractor shall, to the best of Contractor's ability, provide emergency services to City within four (4) hours of notification by the City. Emergency services may include, but are not limited to, loading, collecting and hauling MSW, Construction and Demolition Debris (including but not limited to flood and earthquake debris), and large items to Processing Facilities, Disposal Sites or stockpiles as directed by City. Contractor shall provide, at a minimum, Collection vehicles, drivers and other personnel regularly assigned to the City, and shall also provide additional equipment, vehicles and personnel if available. Contractor shall be compensated directly by City for these services at the emergency service costs in accordance with the Applicable Maximum Rates. Emergency services costs reflect the hourly rate for one Collection vehicle and a two (2) person crew.

In the event that Contractor is unable to provide emergency services or is unable to provide sufficient or timely emergency services to City, i.e. within four (4) hours of notification by the City, City reserves the right to contract with another solid waste enterprise or any other Person on a temporary basis to Collect, transport, stockpile, Divert and/or Dispose of MSW, Construction and Demolition Debris and all other materials as needed for City to protect the public health, safety and welfare for a period ending on the earlier of the date such emergency assistance is complete or thirty (30) days following the original request from City.

4.7.5. Collection Services at City Facilities.

Contractor shall provide Collection, at no cost to City, of all MSW, Recyclable Materials, Yard Trimmings, Wood, Food Scraps, E-Waste, tires, Bulky Goods and metals generated at Premises owned and/or operated by the City, at the locations and at the frequencies specified in Attachment EE, but in no event less than once per week. Collection shall be at a time convenient for the City. The City may direct Contractor to change the frequency of Collection, the number and/or type of Container(s) provided, and/or the method of Collection.

4.7.5.1. Provision and Collection of Roll Off Box at City Yard. Contractor shall provide and Collect one (1) forty (40) cubic yard Roll Off Box at the City yard on a weekly basis at no charge to City. The Roll Off Box will be used for abandoned items collected by City crews, including primarily white goods and Bulky Items. Contractor shall transport the 40-yard Roll Off Box containing abandoned items collected by City crews and other items disposed of by City to the City-designated Clean Material Recovery Facility for sorting of

the contents of said Roll Off Box. Contractor shall Divert the maximum possible quantity of Recyclable materials and the maximum amount possible of each Recyclable material on the list of Divertible Materials included in Section 6 of this Attachment B. In addition, Bulky Items included in the 40-yard Roll Off Box shall be Diverted for re-use or Recycling to the maximum extent possible based upon the hierarchy for Diversion of Bulky Items contained in Section 4.1 of this Attachment B. The amount of Recyclables, MSW, Bulky Items Recycled and Bulky Items Disposed, along with the Processing Facility utilized for each Recyclable Materials stream, shall be included in the Monthly Report to City as described in Attachment K. Contractor shall participate in the Orange County MattressCare Recycling program and the Orange County Carpet Stewardship Recycling program by Diverting mattresses and carpets to the County's programs when these materials are included in the Roll Off Box containing Bulky Items.

4.7.6. Bulky Item Collection Service For Public Rights-of-Way.

Contractor shall provide up to thirty-five (35) on-call collections per year of abandoned materials, primarily consisting of Bulky Items and white goods from City's public rights-of-way as directed by City at no charge. Each on-call collection shall occur within twenty-four (24) of notification by City. If the City notification occurs before 12 noon on Friday, the collection shall occur by the end of the collection day on that same Friday. If the notification occurs on Saturday or Sunday, the collection shall occur by the end of the collection day on Monday following that Saturday or Sunday. Contractor shall transport the Materials collected during the on-call collections of abandoned materials to the City-designated Clean Material Recovery Facility for sorting. Contractor shall Divert the maximum possible quantity of Recyclable materials and the maximum amount possible of each Recyclable material on the list of Divertible Materials included in Section 6 of this Attachment B. In addition, Bulky Items collected shall be Diverted for re-use or Recycling to the maximum extent possible based upon the hierarchy for Diversion of Bulky Items contained in Section 4.1 of this Attachment B. The amount of Recyclables, MSW, Yard Trimmings, Bulky Items Recycled and Bulky Items Disposed, along with the Processing Facility utilized for each Recyclable Materials stream, shall be included in the Monthly Report to City as described in Attachment K. Contractor shall participate in the Orange County MattressCare Recycling program and the Orange County Carpet Stewardship Recycling program by Diverting mattresses and carpets to the County's programs when these materials are collected during the on-call collections of abandoned materials.

4.7.7. Collection, Disposal and Recycling Services for City Bus Shelters.

Contractor shall provide, at no additional cost to City, Collection and Disposal of MSW Containers at the City bus shelters and the Collection and Diversion of the materials collected in the Recycling Containers at the City bus shelters. The locations of the City bus shelters are included in Attachment LL to the Agreement. The amount of Recyclables and MSW, along with the Processing Facility utilized for each Recyclable Materials stream shall be included in the Monthly Report to City as described in Attachment K.

4.8. Reverse Vending Machines.

Contractor shall provide and install two (2) Olyns Cube reverse vending machines as shown in Attachment S in locations in the City. The machines shall provide a self-service option for residents and visitors to recycle CRV containers. Users will be able to download an app that will calculate and pay the user for the CRV containers that are deposited in the machine. Payment will be made via Paypal. The app will calculate each user's recycling and sustainability impact by providing a customized sustainability dashboard. The reverse vending machines shall also include a sixty-five inch (65") video screen which can display customized City sustainability messages or information about City events, services or other programs.

Contractor shall provide all labor, equipment, vehicles, licenses, permits (other than City-issued permits which will be issued by City, provided the proposed locations meet all City codes, zoning, standards and all other City requirements) and services for acquisition and installation of the reverse vending machines. Contractor shall be responsible for programming and/or uploading content and messaging for the video displays. Contractor shall not allow the Olyns reverse vending machines to display any messaging or advertisements without obtaining prior written approval from the City of the content and graphics (including any audio messages). In the event non-City approved messaging, graphics or audio is programmed into the machine(s) Contractor shall immediately have such content removed within six (6) hours of notification by he the City.

Contractor shall physically check each reverse vending machine on a weekly basis to test it, make sure it is operating properly, and ensure all messaging, graphics and audio content has been previously approved by the City. Contractor shall be responsible for all required repair and maintenance of the machines during the Term. If a machine becomes inoperable or non-repairable, Contractor shall either repair or remove the machine and replace it with a new machine within ten (10) business days of notification by City, Customers or the public.

City and Contractor will work together to identify potential locations for the machines that will maximize recycling and user convenience, and that have receptive owners/operators of the properties where the machines will be located. At the direction of City, special focus will be placed at locations where residents and/or visitors are not utilizing existing recycling containers and/or there are insufficient recycling containers for the quantity of CRV materials generated.

Once a potential location is identified by City and Contractor, City will write a letter to the owner/operator of the property requesting permission for placement of a reverse vending machine at that location and explaining how the machine works, and the environmental, sustainability and educational benefits of the machines. Contractor shall, using the letter from the City, make the initial contact(s) with the owner/operator of the potential location (unless otherwise directed by the City). Contractor will work with the owner/operator of the location to secure permission and any required approvals and will then proceed with installation of the reverse vending machine. City and Contractor shall discuss the status

of location identification, securing locations and the status of reverse vending machine installation at the monthly progress meetings and Contractor shall report said information in the monthly reports described in Attachment K.

Contractor shall install the two (2) reverse vending machines on or before December 31, 2025.

SECTION 5: PUBLIC INFORMATION AND CONSUMER EDUCATION.

General. The parties agree that comprehensive, accurate information and consumer education are critical requirements of the Act and are, therefore, essential for City's compliance with the Act.

In addition to Public Information and Consumer Education requirements described in this Attachment B, Contractor shall ensure Food Scraps/Yard Trimmings recovery and outreach is implemented in accordance with 14 CCR Section 18985.1, including providing annual information on the Food Scraps/Yard Trimmings requirements for Generators to properly separate materials in appropriate Containers pursuant to 14 CCR Section 18985.1; information regarding the methane reduction benefits of reducing the landfill Disposal of Food Scraps/Yard Trimmings, and the methods of Food Scraps/Yard Trimmings recovery the Food Scraps/Yard Trimmings Collection services uses, and information regarding Self-Hauling requirements.

This section describes Public Information and Consumer Education to be provided by Contractor to Single Family Premises, Multi-Family Premises and/or Commercial Establishments. Contractor shall submit each item to City for review and approval prior to printing, production or distribution. The format for the type of Public Information that shall be provided (e.g., brochure, flyer, pamphlet, letter, postcard, hang tag, video, bill insert, email, eblast, social media posting(s), website pages/content, mobile phone texts, and/or dial-out phone messages) must be confirmed with the City prior to Contractor's preparation of the Public Information materials. The method for providing the Public Information and Consumer Education, including but not limited to first-class direct mailing, inclusion with Contractor's bills, and via digital channels must also be confirmed with the City prior to the Contractor's preparation of the Public Information materials described in this Section 5. Contractor shall submit materials to the City for review, comment and final approval in the timeframes described in this Section 5, and in no event less than thirty (30) days prior to the distribution date.

All public education and outreach materials described in this Section 5 of Attachment B shall be in both English and Spanish. The City, at its sole discretion, may direct a specific public education and outreach piece to be only in English.

5.1. Ongoing Public Outreach to Be Conducted by Contractor.

Contractor shall, at every reasonable opportunity, work to: familiarize Residents, Businesses and Commercial Establishments, Property Managers, institutional representatives and other Persons with essential waste prevention and Recycling concepts and activities; explain benefits of Recycling, waste prevention, Food Scrap/Yard Trimmings Diversion programs, Composting and other forms of Diverting MSW; provide data on Diversion activities in City which are coordinated or provided by Contractor; fully and clearly explain services and programs available to Residents, Businesses and institutions; publicize materials to be collected for Diversion; diligently pursue expanding markets such that new items, formerly Disposed at landfills, become Recyclable Materials

and/or Divertible Materials, and; respond to questions or requests for information from Residents, Businesses, property managers, institutional representatives and other Persons. Contractor shall provide and distribute outreach material in the form of online resources (website, social media), flyers, pamphlets, postcards, magnets or other methods acceptable to City. All printed materials shall be printed on Recycled paper.

5.2. Professionally Designed and Produced Public Outreach Materials.

In creating the Public Information and Consumer Education materials listed herein, Contractor shall professionally design, print and/or produce said materials such that they are attractive, easy to read, and evidence a professional design and layout. Materials shall be a minimum of 4-colors unless a simpler color scheme is more appropriate and pre-approved by the City.

5.2.1. Contractor Mailing Procedures.

Contractor is responsible for all costs associated with developing and distributing Public Information and Consumer Education outreach materials.

5.3. City Council Presentations.

Upon the written request of City, Contractor shall provide at no additional cost to City, at least one (1) presentation to the City Council regarding programs required by the Agreement, and other Municipal Solid Waste and Diversion matters, on an annual basis.

5.4. Residential Public Education and Outreach Materials.

5.4.1. Annual Updated Residential Recycling Guide.

Contractor shall professionally create during the first year of the Agreement, and annually update thereafter, the Residential Recycling guide ("Guide") which provides Residents with information on all Collection programs provided by Contractor. The Guide shall be direct-mailed to all Single Family Dwelling Customers on or before June 14, 2025 and on February 15, 2026, and then on February 15 of each subsequent year of the Term. The initial Guide shall be produced and distributed on or before June 14, 2025 to coincide with distribution of new Carts. The Guide shall use attractive and engaging images and graphics and shall include images of Carts and kitchen Food Scrap storage pails, acceptable materials in the program, Extra Service information, how to use the kitchen Food Scrap storage pail, how to use Compostable bags, a link to both the City and Contractor's websites, toll-free number, link or QR code to how-to video, how to participate in special services such as Bulky Item Collection, the Sharps pre-paid mail back program, HHW Collection via the bi-annual HHW Collection program, Holiday Greenery Recycling Program, different Cart size options, how to replace a lost, stolen or damaged Cart, availability and replacement of Food Scraps kitchen pail, the benefits of Waste Diversion and Recycling to the community, legislative requirements, and other

content as directed by the City. Education on the use of durable containers rather than plastic bags and baggies, explaining that the plastic bags and baggies are not recyclable, shall also be included in the Guide. Drop-off locations within Orange County for HHW, E-Waste, U-Waste and White Goods shall be included in the Guide, or a link and a description of the link to the County website listing such locations shall be included in the Guide.

On or before April 1, 2025 and then on or before November 15 of each subsequent year, Contractor shall provide a draft of the updated Guide to the City. The City shall provide edits and written feedback on the draft updated Guide no later than May 1, 2025 and December 15 of each subsequent year. Contractor shall incorporate the edits and send the final version to the City no later than May 20, 2025 and January 5 of each subsequent year. City shall approve the final updated Guide for print and distribution by May 25, 2025 and January 20 of each subsequent year. Contractor shall print and distribute the Guide by mail to all Single Family Dwelling Customers in the City on or before June 14, 2025 and then on or before February 15 of each subsequent year. All costs associated with the preparation of a professional, well-formatted and designed Guide, costs of printing, labeling and mailing by first-class postage shall be borne by Contractor.

5.4.2. Semi-Annual Residential Special Programs – Notifications.

Contractor shall prepare and distribute two (2) Residential special programs notice/newsletter mailings each calendar year on April 15 and October 15, with the first mailing on October 15, 2025. The notice/newsletter shall update Residents on (a) holiday Collection schedules; (b) holiday tree and greenery Collection; (c) Bulky Item Collection from Single Family and Multi-Family Premises; (d) annual Bulky Item Drop-Off Day, (e) Collection of reusable donatable items from Single Family Premises one (1) time per year by appointment; (f) what materials, such as syringes and other Household Hazardous Wastes (HHW), should not be placed in MSW Carts; (g) information on the bi-annual HHW Collection program and annual HHW drop-off event; (h) information on the Sharps pre-paid mail-back program; (i) information about Backyard/Sideyard Service for Cart Collection (complimentary for Disabled Persons, and for an Extra Services charge for other Single Family Dwelling Customers); (j) information on the Compost giveaway and Compost workshops; (k) environmental-related events, (l) other timely Solid Waste and materials Diversion information, and (m) education on the use of durable containers rather than plastic bags and baggies, explaining that the plastic bags and baggies are not recyclable. Contractor shall provide a draft of the special programs notice/newsletter to the City sixty (60) days prior to the scheduled mailing dates of April 15 and October 15 of each year. The City shall provide edits and written feedback on the draft special programs notice/newsletter forty-five (45) days prior to the scheduled mailing date. Contractor shall incorporate the edits and send the final version to the City no later than thirty (30) days prior to the scheduled mailing date. City shall approve the final special programs notice/newsletter for print and distribution twenty (20) days prior to the scheduled mailing date. Contractor shall print and distribute the notice/newsletter by mail to all Customers in the City on October 15, 2025, and two (2) times each year thereafter on or before the

dates required herein.

These two notice/newsletter mailings may also act as notice of Compost giveaway, Compost workshop, annual Bulky Item drop-off event and the annual HHW drop off event described in Section 4 as long as the mailings are received by Single Family Dwelling and Multi-Family Dwelling Customers a minimum of twenty (20) days prior to the events and no more than thirty-five (35) days prior to each event. If the City determines that the mailings are not timely for these events, Contractor shall prepare and distribute postcards notifying Single-Family Dwelling and Multi-Family Dwelling Customers of the events and how they may participate, with postcards to be received by Customers in the timeframe described herein. The Compost giveaway, Compost workshop, Bulky Item event and HHW events may be combined into one postcard as long as the postcards are received by Single Family Dwelling and Multi-Family Dwelling Customers a minimum of twenty (20) days prior to the events and no more than thirty-five (35) days prior to each event. Multiple postcards may be necessary in order to achieve the required mailing timeframe. City shall approve all postcards prior to mailing by Contractor.

All costs associated with the preparation of a professional, four-color, well-formatted and designed notice/newsletter, as a pamphlet or brochure, costs of printing, labeling and mailing by first-class postage shall be borne by Contractor. If postcard mailings are deemed necessary as described herein, all costs associated with the preparation of professional, four-color, well-formatted and designed postcard(s), costs of printing, labeling and mailing by first-class postage shall be borne by Contractor.

5.4.3. How-To Video for Residential Program.

By April 30, 2025, Contractor shall professionally produce a 3-5 minute ‘how-to’ video to educate residents about the Residential Recyclable Materials, Yard Trimmings and Food Scrap Diversion Programs including best practices for use of the blue Cart and green Cart, kitchen pails, Containerization of all materials and additional information as directed by City. Once completed, two (2) thirty-second “commercials” shall be edited from the video to promote the video to Single Family and Multi-Family Dwelling Residents through social media, the City’s website and other means.

The video shall adhere to the City’s style-guide and branding. The video shall include acceptable items for blue Cart recycling, green Cart Food Scraps/Yard Trimmings and for placement in the Food Scrap kitchen pail, how the pail is emptied in Carts at Single Family Dwellings and how it is emptied into Bins and/or Carts at centralized enclosures or other centralized locations at Multi-Family complexes. The video shall also include information on special programs, including but not limited to HHW and Sharps. Contractor shall provide City a shooting script for the residential how-to video for review and approval by February 15, 2025. The completed video shall be hosted on the Contractor’s website, the City’s website, and shall be distributed through the City’s social media channels. The completed video shall be accessible to residents via a ‘Quick Read Code’ (QR Code) that will be included in the Recycling Guide, the kitchen Food Scrap pail brochure and other print materials prepared as part of the Public Information and Consumer Education programs.

At the City's discretion, Contractor shall include Spanish subtitles within the video.

5.4.4. Initial Re-Routing – Residential Outreach.

New routing and changes in Collection days are planned as described in Section 1.3.1 of this Attachment B. Contractor shall send a direct-mail piece to all Single Family Dwelling Customers that will experience a Collection day change. This notification, shall be sent on approximately June 6, 2025, and shall include the following components:

- Reasons why the route change is occurring.
- Current service day for the Customer.
- New service day for the Customer.
- Effective date of route changes.
- Link to online service day map showing current and new service days.

During the week of June 17, 2025, Contractor shall "robo-call" all Customers who will experience a Collection day change with a pre-recorded telephone message telling them of the change in service day. Contractor will also "robo-call" all Customers who will experience a Collection day change, with an additional reminder using a pre-recorded telephone message, during the week of June 24, 2025.

Contractor shall provide files to City with maps and addresses such that the City may add a feature to its website in which the Resident may type in their address and the day of Collection will be revealed for the Resident. Contractor shall provide color-coded maps with the neighborhoods identified for route changes highlighted in different colors per the pertinent day of the week for Collection. These maps may be used by City on its website, in City Council Meeting presentations, in neighborhood presentations and other methods deemed appropriate by City.

5.4.5. Food Scrap Kitchen Pail Brochure – Single Family Dwellings.

At Contractor's sole expense, the Contractor shall prepare a professional, well-formatted and designed brochure about the use of kitchen pails at Single Family Dwellings. The brochure shall contain information regarding the requirements of SB 1383 in relation to Food Scraps, a "how to" guide for Food Scrap recycling including use of the Food Scrap kitchen pail and Food Scrap/Yard Trimmings Cart, best practices for Food Scrap recycling, which types of Food Scraps go into the Food Scrap kitchen pail and Food Scrap/Yard Trimmings Cart, and which types of Food Scraps must go into the MSW Cart. The brochure shall contain the QR code that links to the video created by Contractor as described in Section 5.4.3 of this Attachment B.

Contractor shall submit the draft brochure to the City for review and approval on or before June 1, 2025. Contractor shall distribute the brochure to Single Family Dwelling Customers receiving new kitchen pails, replacement pails, and/or setting up new Collection service, as well as at Special Events, City-sponsored gatherings, meetings,

etc.

5.4.6. Food Scrap Kitchen Pail Brochure – Multi-Family Properties.

At Contractor's sole expense, the Contractor shall prepare a professional, well-formatted and designed brochure for the Food Scrap kitchen pail distribution to Multi-Family unit occupants. The brochure shall contain information regarding the requirements of SB 1383 in relation to Food Scraps, a "how to" guide for Food Scrap recycling including use of the Food Scrap kitchen pail and the centralized Food Scrap/Yard Trimmings Bins and Carts, best practices for Food Scrap recycling, which types of Food Scraps go into the Food Scrap kitchen pail and Food Scrap/Yard Trimmings Bins and Carts, and which types of Food Scraps must go into the MSW Bin. The brochure shall contain a QR code linking to the "how to" video described in Section 5.4.3 of this Attachment B.

Contractor shall submit the brochure to City for review and approval on or before September 1, 2025. Brochures shall be printed no later than December 1, 2025. Contractor shall distribute the brochure when distributing the Food Scrap kitchen pails to all Multi-Family unit occupants as described in Section 2.10.3.

All costs associated with the preparation and printing of a professional, four-color, well-formatted and designed Food Scrap kitchen pail brochure for Multi-Family unit occupants shall be borne by the Contractor.

At the Contractor's sole expense, additional copies of the Food Scrap kitchen pail brochure for Multi-Family unit occupants shall be printed and distributed to Multi-Family unit occupants receiving new or replacement pails and/or setting up new Collection service, as well as for distribution at events, meetings, etc.

5.5. City News Articles.

Contractor shall prepare six (6) articles per year for inclusion in the Laguna Hills Roundup newsletter. For the time period of July 1, 2025 through December 31, 2025, Contractor shall provide three (3) articles for inclusion in the Laguna Hills Roundup with publication dates and topics for the three (3) articles provided to the City for approval by May 15, 2025. Starting December 1, 2025 and by December 1 each year thereafter, Contractor shall provide publication dates and topics for the six (6) articles for the upcoming year for approval by City. Contractor shall provide each article to City forty-five (45) days in advance of publication for review and edit, and City will provide comments/edits within eight (8) days following receipt. Contractor will incorporate edits and finalize each article thirty (30) days prior to publication. The City may utilize articles or shortened versions of articles as inserts in City mailings, on the City 's website, in the City's social media, at City special events and in other City-provided communications with Residents and Businesses. Articles shall include graphic depictions and/or photos as appropriate to add interest and descriptions of services. Each calendar year, Contractor shall pay for two thousand (2,000) copies each of up to three (3) articles with graphics/photos to be printed as full-color one sheet, (with front and back if needed) Public Information pieces for distribution at City events, at City Hall, HOAs, etc. For purposes of preparation of the

initial three (3) articles, July 1, 2025 through December 31, 2025 is the first calendar year. Beginning in calendar year 2026, Contractor shall prepare six (6) articles as described herein.

As directed by City, articles and one-sheet Public Information pieces described above shall be provided and printed in both English and Spanish.

5.6. HOAs and Property Managers Notice and Meetings.

Contractor shall, during the month of October of each year of the Term, notify each HOA and property manager of any Multi-Family Residential Premises, mobile home park and gated development of each method of Waste Diversion and Recycling available to its Residents. This notice shall include the following: (A) provision of three (3) Carts for applicable HOA's, Multi-Family Residential Premises, mobile home parks and gated developments; (B) provision of a Bin or Bins in a central location, such as a work yard, for drop-off of Divertible and/or Recyclable Materials; (C) community drop-offs available for use by Residents; and (D) other available methods.

Contractor shall submit by August 1 of each year a draft notice to City for review and approval. All costs associated with the preparation of a professional, well-formatted and designed notice, as a pamphlet or brochure, costs of printing, labeling and mailing (first class postage) shall be borne by the Contractor.

The Contractor's Recycling Coordinators shall meet with every property manager of Multi-Family Premises at least twice per year and attend Multi-Family related community meetings as requested by property managers. The meetings with the property managers and attendance at community meetings shall be documented in the Monthly Reports described in Attachment K. Contractor shall utilize Public Information and Consumer Education materials described herein, and such other Public Education and Consumer Education and training materials as needed, when implementing Diversion Programs in Multi-Family properties as more fully described in Section 3.7 of this Attachment B.

5.7. Brochure for Multi-Family Commercial, HOA's and Gated Communities – Yard Trimmings.

Annually, at Contractor's sole expense, the Contractor shall prepare a professional, well-formatted and designed brochure for Multi-Family Commercial, HOA's, gated communities and others with centralized Yard Trimmings Collection and/or a Self-Haul Yard Trimmings program. The brochure shall contain information regarding the requirements of SB 1383 in relation to Composting of Yard Trimmings, as well as descriptions of model programs for centralized Yard Trimmings Collection, Composting of Yard Trimmings in a community garden or at a Community Composting Site and the option for a Self-Haul Yard Trimmings program; how-to steps for setting up such programs, and availability of technical assistance from Contractor to assist in setting up such programs.

Contractor shall submit to City for review and approval the brochure on or before October

1, 2025 and on or before May 1 and thereafter, on or before May 1 of each year of the Term. Contractor shall distribute the brochure by a first-class postage mailing or in-person. The Contractor is responsible for reporting to City the results of telephone and in-person contacts made on a monthly basis as part of the monthly reports required in Attachment K.

Contractor shall produce the Yard Trimmings brochure for Multi-Family, Commercial, HOA's, gated communities in both English and Spanish. All costs associated with the preparation of a professional, four-color, well-formatted and designed brochure in both English and Spanish for Multi-Family Commercial, HOA's, gated communities including costs of printing, labeling and mailing first class postage (if distribution is not done in person) shall be borne by Contractor.

5.8. Brochure for Commercial and Business Establishments Services.

Annually, at Contractor's sole expense, the Contractor shall prepare a professional, well-formatted and designed brochure for Commercial and Business Establishments that describes, at a minimum, the services available from Contractor, a complete list of the current Applicable Maximum Rates for all services; the benefits and cost savings that may result from participation in Diversion programs; detailed information on requirements of, and how-to set up a Recyclable Materials Diversion program, detailed information on requirements of and how to set up a Yard Trimmings/Food Scraps program; availability of technical assistance from Contractor or other Recycling companies and Persons, and the Bin Sensor Program. Contractor shall submit the brochure to City for review and approval on or before October 1, 2025 and on or before May 1 of each year of the Term thereafter. Contractor shall distribute the brochure by a first-class postage mailing or in-person. The Contractor is responsible for reporting to City the results of telephone and in-person contacts made on a monthly basis as part of the monthly reports required in Attachment K.

The brochure for Commercial and Business Establishments shall include a section on Construction and Demolition Debris Recycling and Diversion. City may direct that a separate, standalone Construction and Demolition Debris Recycling and Diversion brochure shall be developed and printed in both English and Spanish with all associated costs borne by Contractor.

Contractor shall produce the brochure for Commercial and Business Establishments Services in both English and Spanish. All costs associated with the preparation of professional, four-color, well-formatted and designed brochure for Commercial and Business Establishments Services, including costs of printing, labeling and mailing first class postage (if mailing is necessary) shall be borne by Contractor.

5.9. Brochure for Commercial and Business Establishments – SB 1383.

Annually, at Contractor's sole expense, the Contractor shall prepare a professional, well-formatted and designed brochure for Commercial and Business Establishments describing SB 1383 requirements for Commercial and Business Establishments.

Contractor shall produce said brochure in both English and Spanish. Contractor shall submit the draft brochure to the City for review and approval on or before October 1, 2025 and on or before May 1 of each year of the Term thereafter. Contractor shall distribute the brochure by a first-class postage mailing or in-person. The Contractor is responsible for reporting to the City the results of phone and in-person contacts in the monthly reports in Attachment K.

With City approval, the SB 1383 brochure for Commercial and Business Establishments may be combined with the Commercial and Business Establishments Services brochure described in Section 5.8 of this Attachment B.

All costs associated with the preparation of a professional, four-color, well-formatted and designed brochure describing the SB 1383 requirements for Commercial and Business Establishments, costs of printing, labeling and mailing via first class postage (if mailing is necessary) shall be borne by Contractor.

5.10. AB 827/SB 1383 Food Scraps Brochure, Training Materials and Signage.

Contractor shall develop an AB 827/SB 1383 Food Scraps brochure and associated training materials to assist food-serving Commercial and Business Establishments in complying with the requirements of AB 827 regarding internal containers for Food Scraps, Recyclable materials and MSW in dining areas. The brochure and training materials shall include information regarding AB 827/SB 1383, the requirements for implementation, information about the types of interior Food Scrap containers that are commercially available to implement the program, and a training outline (i.e., a how-to, for implementation of the program). The brochure and training materials shall also include information about the types of signage needed for implementation of the program, including the specific wording necessary to include on the signs. Contractor shall produce the AB 827 brochure and training materials in both English and Spanish.

Contractor shall submit the draft AB 827/SB 1383 Food Scraps brochure and training materials to the City for review by October 1, 2025. City will provide comments within fourteen (14) days, and Contractor shall finalize the brochure and training materials by October 31, 2025, and begin assisting Commercial and Business Establishments with implementation of these programs. Contractor shall update this brochure and training materials each year of the Term, whenever there are any amendments or changes to AB 827/SB 1383 by subsequent legislation, changes to the Act or other regulatory changes to the requirements for food-serving Commercial and Business Establishments.

All costs associated with the preparation of professional, four-color, well-formatted and designed brochure and training materials, labeling and mailing first class postage (if mailing is necessary) shall be borne by Contractor.

5.11. SB 1383 Commercial Restaurants Food Scraps Brochure, Training Materials and Signage.

Contractor shall develop a Commercial restaurant Food Scraps brochure and associated

training materials to assist food-serving Commercial and Business Establishments in implementation of SB 1383 Food Scraps Programs. The brochure and training materials shall include information regarding SB 1383, the requirements for implementation, information about the types of interior and exterior Food Scrap containers that are available to implement the program, and a training outline. (i.e., a how-to, for implementation of the Food Scrap Diversion program). The brochure and training materials shall also include information about the types of signage needed for implementation of the program, including the specific wording necessary to include on the signs. The brochure and training materials shall also include information and steps on how to set up an Edible Food donation program. Contractor shall produce the Commercial restaurants Food Scraps brochure and training materials in both English and Spanish.

Contractor shall submit the draft Commercial restaurants Food Scraps brochure and training materials to the City for review by October 1, 2025. City will provide comments within fourteen (14) days, and Contractor shall finalize the brochure and training materials by October 31, 2025, and utilize the brochure in implementing Commercial Food Scrap Diversion programs as described in Section 3.7 of this Attachment B. Contractor shall update this brochure and training materials every other year of the Term, beginning with the brochure produced and finalized on or before October 31. 2027.

All costs associated with the preparation of the professional, four-color, well-formatted and designed brochure and training materials, labeling and mailing via first class postage (if mailing is necessary) shall be borne by Contractor.

5.12. Edible Food Donation Brochure for SB 1383 Tier 1 and Tier 2 Generators

Contractor shall develop and design an Edible Food donation brochure outlining the SB 1383 and other requirements for Tier 1 and Tier 2 generators by September 1, 2025. The brochure shall include the names, locations and contact information for local non-profit and other organizations accepting donations of Edible Food, Edible Food delivery services, and other Persons assisting with arranging donation and delivery of Edible Food. The brochure shall be produced in both English and Spanish. City will provide comments and edits within fourteen (14) days, and the brochure shall be printed, finalized and mailed to Tier 1 and Tier 2 Edible Food Generators on or before by October 10, 2025. The brochure shall be reviewed and updated each year of Term by Contractor to include current information, web sites, apps, contact persons, and Edible Food donation requirements for the listed organizations and Persons in the brochure. The revised brochure shall be mailed to Tier 1 and Tier 2 generators by October 10 each year of Term.

All costs associated with the preparation of professional, four-color, well-formatted and designed Edible Food donation brochure, costs of printing, labeling and mailing via first class postage, shall be borne by Contractor.

5.13. Special Events Brochures, Training Materials and Signage.

Contractor shall develop the following three brochures and three sets of training materials

related to Special Events: one each for City-Sponsored Special Events, Large Venue Special Events and non-City-sponsored Special Events. Contractor shall develop signage for City-Sponsored Special Events, and model signage for Large Venue Special Events and Special Events.

The brochures and training materials shall include information regarding SB 1383, requirements for implementation of Recycling, Diversion and MSW programs in relation to the special events as required by Public Resources Code Section 42648 *et seq.*, all information needed to implement the programs described in Section 4 of this Attachment B, and training outlines (i.e., a 'how-to' for implementation of the Recycling and Diversion programs at the events). The brochure and training materials shall also include information about the types of signage needed for implementation of the program, including the specific wording necessary to include on the signs plus model signage for reference. Contractor shall design and print signage for the City-Sponsored Special Events, after submittal to City for approval. The brochure and training materials shall include information and steps on how to set up an Edible Food donation program for special events. The brochure, training materials, signage and model signage shall be produced in both English and Spanish.

Contractor shall submit the three sets of brochures and three sets of training materials and signage (including model signage) related to special events to City for review by November 1, 2025. City will provide comments within fourteen (14) days, and Contractor shall finalize the brochures and training materials by November 30, 2025. Contractor shall produce the three sets of brochures and three sets of training materials related to Special Events, as well as City-Sponsored Special Events signage and shall utilize said materials at special events in City. Contractor shall update the brochure, signage and training materials each year of the Term, beginning in November 2026 to reflect new information learned from implementing Diversion programs at special events, input from the City, and to reflect any changes in legislative or regulatory requirements for Diversion of materials from special events.

All costs associated with the preparation of a professional, four-color, well-formatted and designed brochure, training materials and signage, labeling and mailing via first class postage (if mailing is necessary) shall be borne by Contractor.

5.14. How-To Video for Commercial Program and Business Testimonials.

On or before July 1, 2025, Contractor shall professionally produce a 5-7 minute 'how-to' video to educate Businesses and Commercial Establishments about the Commercial Diversion program, including best practices. Once completed, two (2) thirty-second "commercials" shall be edited from the video to promote the video to businesses through social media, the City's website and more.

The video shall adhere to the City's style-guide and branding. The video shall include acceptable items for the Recyclable Materials Diversion program, the Food Scraps Diversion program, the Yard Trimmings Diversion program and the Bin Sensors program. The video shall include interviews and testimonials from at least three (3) City businesses

on the aforementioned programs. Contractor shall provide City a shooting script for the commercial how-to film for review and approval. The completed film shall be hosted on the Contractor's website, the City's website, and shall be distributed through the City's social media channels. The completed film shall be accessible to businesses via a 'Quick Read Code' (QR Code) that will be included in the Commercial Business brochure and other print materials pertaining to Public Information and Consumer Education about the Commercial programs.

Contractor shall notify City thirty (30) days before commencement of this project to determine if the City will take this project on in-house, the City then has thirty (30) days after notification to determine if it shall take on the production of the training video 'in house.' The City shall notify the Contractor, in writing, of its decision.

The City, in its sole discretion, may fund the production of the training film described herein. If the City determines that it will take production of the training film 'in house', Contractor shall reimburse the City for up to $11,000 of production costs. Production costs that shall be reimbursed to the City by the Contractor shall include filming costs, editing costs, consulting costs to develop the script, City staff time to assist with script development and production, licenses for stock footage, filming costs for b-roll footage, etc. City shall submit an itemized invoice to the Contractor for all production costs associated with the development of the training film described herein.

At the City's discretion, Contractor shall include Spanish subtitles for the film.

5.15. Waste Diversion and Recycling Program Social Media Posts.

Contractor shall professionally produce social media posts promoting the City's Diversion Programs and special collections programs for distribution via the City's social media channels, including Facebook, Instagram, Twitter, NextDoor, and other channels used by the City. The Contractor shall make use of graphics and imagery for the social media posts to engage with social media users and to make content interactive with a specific 'call to action' such as clicking a link to the 'how to' video or visiting the City's Recycling webpage. Contractor shall engage a third-party firm to create the social media. Contractor shall include targeted advertisements, as needed, in order to use all the funds allocated to this social media campaign ($4,000 for July 1, 2025 – December 31, 2025, $6,000 for calendar year 2026 and $2,000 per year thereafter). On or before May 1, 2025, Contractor shall provide the City with its proposed social media calendar for the July 1, 2025 through December 31, 2025, including eighteen (18) posts to distribute during this timeframe. The posts shall be formatted appropriately for all social media platforms described herein. City shall provide feedback to Contractor within ten (10) calendar days of the posts being presented. Contractor shall incorporate the City's edits into the posts and present the revised posts to the City within seven (7) calendar days of receipt of the City's edits. Contractor shall provide the City with its proposed social media calendar by December 15, 2025 for the first full year, i.e., calendar year 2026, including twenty-four

(24) posts to distribute during calendar year 2026. The posts shall be formatted appropriately for all social media platforms described herein. City shall provide feedback to Contractor within fourteen (14) calendar days of the posts being presented. Contractor shall incorporate the City's edits into the posts and present the revised posts to the City within ten (10) calendar days of receipt of the City's edits. Each year thereafter, Contractor shall re-fresh the twenty-four (24) annual social media posts related to waste diversion, recycling program and special collections programs on or before December 15 of each year. City shall provide feedback to Contractor within fourteen (14) calendar days of the posts being presented. Contractor shall incorporate the City's edits into the posts and present the revised posts to the City within ten (10) calendar days of receipt of the City's edits.

5.16. Bin Sensor Brochures and Training Materials for Business and Commercial Establishments and Multi-Family Commercial.

Contractor shall develop a brochure and training materials for the commercial bin sensors as described in Article 8.04.G of the Agreement for Business and Commercial Establishments and Multi-Family Commercial Customers. The brochure and training materials shall explain the Bin Sensor system, how it is used, its purpose, benefits of use, and cost, as well as photo and/or graphic depictions to assist in educating the Customers. Contractor shall develop training materials to assist Customers in understanding, utilizing and benefitting from the Bin Sensor program.

Contractor shall submit to City for review and approval the brochure and training materials not later than October 1, 2025 and on or before May 1 of each year of the Term thereafter. Contractor shall distribute the brochure by a first-class postage mailing or in person. Training Materials shall be distributed in person. The Contractor is responsible for reporting to City the results of phone and in-person contacts on a monthly basis in the monthly reports described in Attachment K.

All costs associated with the preparation of professional, four-color, well-formatted and designed Bin Sensor brochure and training materials, costs of printing, labeling and mailing first class postage (if mailing is necessary) shall be borne by Contractor.

Contractor shall meet with Customers and distribute the brochures and training materials, as well as discuss through in person meetings how the program works, its purpose, benefits and costs as more fully described in Article 8.04.G of the Agreement.

5.17. Corrective Action Notice.

Contractor shall develop a corrective action notification form for use in instances where a Customer sets out inappropriate materials for Collection that explains the appropriate manner for Disposal and/or Diversion of such items by September 1, 2025. (For example, HHW and/or Bulky Items, etc.) The corrective action notification form shall also be used for instances of Non-containerization, and shall explain that continued Non-containerization may be addressed through the City's code enforcement process. The

notification form will be reviewed, edited and approved by City prior to implementation. The notification form shall be updated as needed throughout the Term at City's request. Contractor is responsible for the cost of production and printing of notification form.

5.18. City Right to Participate in Regional or Joint-Jurisdictional Public Education and Consumer Information Campaigns.

City reserves the right, in its sole discretion, to participate with other jurisdictions in a coordinated effort to provide Public Information and Consumer Education in order to produce a more effective result, whether these jurisdictions are or are not provided MSW, Recyclable Materials and/or Waste Diversion services by Contractor. To this end, Contractor shall cooperate with such efforts and shall not impede City's efforts.

5.19. Website.

Contractor shall create and maintain a website with information on all of the City's Diversion programs and all services provided by Contractor as described in Article 9.04.G of the Agreement.

5.20. Seminars, Workshops, Presentations, Meetings.

Contractor shall ensure the attendance of qualified and knowledgeable employees of Contractor, on an as-requested basis, at local seminars, workshops, presentations, meetings and the like, to provide information or discuss matters related to Municipal Solid Waste and Divertible Materials management.

5.21. Non-Bill Mailing Lists.

The Contractor shall create and maintain a mailing list of all accounts that are not directly billed, so called "non-bill" Customers. The Contractor may elect to utilize the services of a direct mailing service for these "non-bill" Customers. Examples of non-bill Customers are apartments, mobile homes, condominiums, assisted living facilities, and other lease term/tenant situations such as a business park or strip mall. The mailing list shall be updated on an annual basis at a minimum (and more frequently if requested by City) and shall identify the number of non-bill Customers who are "on service" through a central billing or property owner/property manager. The programs that will require direct mailings from Contractor include, but are not limited to, announcements about special programs, Diversion Programs, HHW, Hazardous Waste prevention, and other information.

SECTION 6: MATERIAL STREAMS AND CONTAMINANTS.

The following table lists each material stream to be Collected by Contractor. This list includes items to be accepted in each Diversion program and in MSW and items that are considered Contamination in each Diversion program and in MSW. The City may modify this list at any time during the Term of the Agreement. Contractor shall work diligently with City and all Processing Facilities approved by City to minimize Contamination in each material stream in order to minimize Residue at each Processing Facility, Divert as much material as possible, and create high quality Recovered Materials for sale, Recycling, re-use and/or marketing to end markets. Contractor shall work with City to tailor all Public Information and Consumer Education materials and messaging to inform Customers about what materials are allowed and what materials constitute Contamination in each material stream.

Material Streams and Contaminants

Material Stream	Acceptable Materials	Unacceptable Materials (Contamination)
MSW	Non-Divertible Materials including, but not limited to, paper with plastic coating (i.e. photographs, label paper), waxed paper, waxed cardboard, foil lined paper, Tyvex (non-tearing) envelopes, non-paper bags, plastic liners (i.e. cereal bags), windows, mirrors, dishware, ceramics, Styrofoam, Pyrex materials, fiberglass materials, bubble wrap, tarps, pet waste, kitty litter, diapers, any paper containing plastics aluminum foil or foil-lined food wrap.	Divertible Materials, HHW, Hazardous Waste
Single Stream Recyclable Materials	Newspaper, phone books, catalogs, magazines, brown paper bags, packaging, egg cartons, white paper, colored paper, envelopes (windows are not Contamination), junk mail, glossy paper, shredded	Paper tissues, paper towels, paper with plastic coating (i.e. photographs, label paper), paper with food, waxed paper, waxed cardboard, foil lined paper, Tyvex (non-tearing) envelopes, non-paper bags,

Material Stream	Acceptable Materials	Unacceptable Materials (Contamination)
	paper, carbonless paper, chipboard/boxboard, cardboard, wrapping paper, empty aluminum cans, empty tin cans, juice containers, beer containers, sauce containers, soda cans, tuna cans, soup cans, loose jar lids, empty aerosol, empty glass beverage containers, empty glass food containers, all glass colors, empty CRV and non-CRV plastic containers, trays and bottles #1 through #7, soft cover books/manuals, milk/juice cartons, plastic toys, plastic irrigation or PVC pipe, rigid plastic sheets or panels, empty plastic buckets and baskets, empty plastic flower pots, plastic crates and carts	plastic liners (i.e. cereal bags), windows, mirrors, dishware, ceramics, light bulbs, fluorescent tubes, wood furniture, Styrofoam, MSW, Hazardous Waste, hard cover books/manuals, Pyrex materials, fiberglass materials, bubble wrap, tarps, textiles, clothes, shoes, E-Waste, U-Waste and small manufactured goods (e.g. purses, handbags and backpacks), HHW, Food Scraps, Yard Trimmings
Wood	Non-treated wood, stained wood, wood with nails, wood with small metal items, tree trunks/stumps/branches (free from leaf and brush material)	Painted wood, lacquered wood, creosote treated wood, railroad ties, telephone poles, excessive nails, large metal items, Hazardous Waste
Co-Collected Food Scraps/Yard Trimmings	All food, fruits, vegetables, meat and bones, poultry, seafood, shellfish, dairy products, cheese, eggs and eggshells, rice, beans, bread, pasta, coffee grounds, and plate scrapings of these materials, food soiled paper towels, tissue products, paper napkins, paper plates and cups, coffee filters, tea bags, waxed paper, butcher paper, BPI-certified compostable	Glass, plastics, metal, plastic wrap, silverware, plates, cups, glasses, diapers, MSW, Single Stream Recyclable Materials, food processing liquids, Hazardous Waste (including chlorine, bleaches, ammonia, other cleaning products) rocks, dirt, pet waste. Food soiled paper does not include polystyrene, plastic-backed paper, blue-line paper or blueprints, kitty litter, any paper containing plastics aluminum

Material Stream	Acceptable Materials	Unacceptable Materials (Contamination)
	utensils, single use PLA cups, single serve coffee brewing cups and other plant-based utensils; “biodegradable plastics”, paper take-out boxes and containers, greasy pizza boxes, paper bags and cardboard and wax-coated cardboard produce boxes; Loose green material from the yard, grass clippings, leaves, weeds, tree pruning’s, bush pruning’s, plant material, tree trunks/stumps/branches 3” or less in diameter	foil or foil-lined food wrap. Rocks, dirt, sand, plastic bags, MSW, Single-Stream Recyclables, pet waste, Hazardous Waste, HHW, tree trunks/stumps/branches greater than 3” in diameter
Source-Separated Food Scraps	All food, fruits, vegetables, meat and bones, poultry, seafood, shellfish, dairy products, cheese, eggs and eggshells, rice, beans, bread, pasta, coffee grounds, and plate scrapings of these materials, food soiled paper towels, tissue products, paper napkins, paper plates and cups, coffee filters, tea bags, waxed paper, butcher paper, BPI-certified compostable utensils, single use PLA cups, single serve coffee brewing cups and other plant-based utensils; “biodegradeable plastics”, paper take-out boxes and containers, greasy pizza boxes, paper bags and cardboard and wax-coated cardboard produce boxes;	Glass, plastics, metal, plastic wrap, silverware, plates, cups, glasses, diapers, MSW, Single Stream Recyclable Materials, food processing liquids, Hazardous Waste (including chlorine, bleaches, ammonia, other cleaning products) rocks, dirt, pet waste. polystyrene, plastic-backed paper, blue-line paper or blueprints, kitty litter, any paper containing plastics aluminum foil or foil-lined food wrap, rocks, dirt, sand, plastic bags, MSW, Single-Stream Recyclables, pet waste, Hazardous Waste, HHW, Yard Trimmings.

The team of professionals at CR&R is ready to serve the Cities of Lake Forest and Laguna Hills. We offer the benefit of our extensive experience and the outstanding compliance results achieved in each City. Our team is well-versed in the unique service and safety needs of the Lake Forest and Laguna Hills communities. We also have seen firsthand the City's commitment to leadership in ensuring exceptional services, state regulatory compliance, and continuous improvement to benefit the residents and business community. As noted in the City of Lake Forest's 2023 Community Survey, among the services provided by the Public Works Department, garbage collection ranked 95% as the most important service.

We recognize the importance of building upon the existing services and taking them to the next level with the expansion of technology, introduction of electric vehicles, and engaging residents and businesses to impact overall quality of program participation through a shift in sorting behavior, ultimately leading to a reduction in contamination to support City and State goals. From a review of the Lake Forest community survey and our experience serving both cities, it's evident we have more work to do, and our team is ready for the challenge.

From CR&R's Sustainability Team to the members of our Operations and Implementation team, CR&R is committed to serving the Cities of Lake Forest and Laguna Hills. We understand the complexities of service delivery, and the importance of our number one priority - safety - for all employees, residents, and community members. Our team members have exceptional experience from roll-out to contract administration, billing set-up, to content generation. We are ready to continue our partnership, and CR&R is ready to continue service in both Cities.

Over the past 60 years, CR&R has implemented numerous refuse, recycling, and organics management programs. CR&R has successfully transitioned services in sixteen (16) municipalities over the last ten (10) years. In each City, we completed a comprehensive implementation process, with a focus on communication with municipal staff, community engagement and developed robust outreach and education programs. These efforts, along with the support of our experienced team and the benefit of our expansive infrastructure, have resulted in a seamless, proven process.

Implementation Chart with Weekly Plan

Included in the Appendix is an overview of the comprehensive week-by-week implementation timeline starting with the award of the contract and continuing through 90 days after the commencement of services. A detailed narrative description of this timeline is provided on the pages that follow the timeline.

Status Meetings with the City

CR&R proposes to begin implementation meetings with City staff as soon as City Council approves the new Franchise Agreement. Initial meetings would include CR&R's Regional Vice President, City Liaison, Senior Sustainability Manager, City Sustainability Coordinators, and Operations staff. Together we will review the developed informational material, the anticipated delivery schedules, as well as any concerns that may be anticipated for the start-up.

Proposed Meeting Frequency

We propose bi-weekly meetings with City staff starting immediately upon award of the new Franchise Agreement. Three months prior to commencement, we propose increasing the meeting frequency to weekly. CR&R proposes continuing weekly meetings for the first three months of the new contract, then bi-weekly meetings until the City is comfortable with transitioning to the standard monthly meetings.

Public Information and Consumer Education

CR&R has many valuable years of experience in designing, implementing, and administrating highly effective public outreach campaigns that encourage community members to learn about reducing waste and preserving natural resources. As a company dedicated to promoting recycling, CR&R understands that public education and outreach plays an important part in the process of any solid waste management program to continually inform segments of the community about recycling programs and changes in legislation.

Through our public outreach, we provide residents, businesses, and community stakeholders with specific recycling programs and activities that serve to inform and encourage participation in source separated recycling programs to support SB 1383 program compliance. CalRecycle staff continually monitors and tracks City program progress year over year to evaluate effectiveness and if enhancements are needed to increase participation. CR&R stands ready to be your resource and ally in developing solutions that are business-friendly and effective.

CR&R has more than a decade of experience with an in-house team of more than 20 Sustainability Coordinators who engage and inform customers of the programs and services available to them. We found that with appropriate staffing and in person customer contact obstacles to implementing recycling programs can be eliminated and goals met.

Materials such as custom newsletters, inserts, print advertisement, and visual materials (signs, posters, charts, and pictures) will serve to carry specific messages and images that will help deliver the overall messaging for community-wide sustainability. Outreach materials are tailored for specific target audiences such as residential, commercial, and multifamily. Additionally, the dedicated Sustainability Team will provide supplemental training materials during individual customer program implementation.

CR&R recognizes the critical importance of communication with the public throughout this transition process and to support continued participation and engagement in recycling and organics programs. Customers will need information about CR&R's service delivery as well as education about new programs. CR&R will fully comply with all requirements described in Attachment B Scope of Work, including the following:

- Conducting ongoing public outreach to familiarize customers with the benefits of Diversion
    - Providing data on Diversion activities to the city
    - Explaining services and programs available to customers
    - Publicizing materials to be collected for diversion.
    - Program monitoring and field surveys to evaluate contamination and participation.
    - How-to videos to supplement print and social media
    - Distribution of pails to promote organics collection, public education, and provide a tool to engage participation.
- Providing professionally designed and produced public outreach materials.
    - Developing attractive, easy to read, and well-designed content
    - Submitting all content to the City for review and approval a minimum of thirty (30) days prior to printing/production, or within requirements specified.
- Providing an annual presentation to the City Council regarding programs, services, and diversion matters

- Developing effective Residential Public Education and Outreach Materials
    - Creating and updating an Annual Residential Recycling Guide as described in Section 5.4.1 of the Scope of Work
    - Preparing and distributing Semi-Annual Residential Special Programs Notifications as described in Section 5.4.2 of the Scope of Work
    - Producing a How-To Video for the Residential Program as described in Section 5.4.3 of the Scope of Work
    - Conducting Residential Outreach regarding the implementation of new routing as described in Section 5.4.4 of the Scope of Work
- Preparing City News Articles
- Conducting HOA and Property Manager Outreach
    - Completing the notice process as described in Section 5.6 of the Scope of Work
    - Meeting with every property manager of Multi-Family Premises at least twice each year and attending Multi-Family related community meetings as described in Section 5.6 of the Scope of Work
- Preparing an annual brochure for Multi-Family Commercial, HOA's and Gated Communities regarding Yard Trimmings as described in Section 5.7 of the Scope of Work
- Preparing an annual brochure for Commercial and Business establishments regarding services, rates, diversion programs, the Bin Sensor Program, and other topics as described in Section 5.8 of the Scope of Work
- Preparing an annual brochure for Commercial and Business establishments regarding SB 1383 as described in Section 5.9 of the Scope of Work
- Developing an AB 827 Food Scraps brochure and associated training materials to assist food-serving Commercial and Business Establishments as described in Section 5.10 of the Scope of Work
- Developing an SB 1383 Commercial Restaurants Food Scrap Brochure, Training Materials and Signage as described in Section 5.11 of the Scope of Work
- Providing Diversion Program brochures, signs, table tents and information sheets for the high number of seasonal renters as described in Section 5.12 of the Scope of Work
- Developing an Edible Food donation brochure outlining the SB 1383 and other requirements for Tier 1 and Tier 2 generators as described in Section 5.13 of the Scope of Work

- Developing special events brochures, training materials and signage as described in Section 5.14 of the Scope of Work
- Producing a how-to video to education Businesses and Commercial Establishments, and using the footage to create two (2) commercials to promote the video as described in Section 5.15 of the Scope of Work
- Producing Social Media posts to promote the City's Diversion Programs as described in Section 5.16 of the Scope of Work
- Developing bin sensor brochures and training materials for Business and Commercial Establishments and Multi-Family Commercial customers as described in Section 5.17 of the Scope of Work
- Completing additional outreach and education activities described in Sections 5.18-5.23 of the Scope of Work, including the provision of a classroom education curriculum, the development of a Corrective Action Notice, cooperating in the joint-jurisdiction public education campaigns conducted by the City, developing and maintaining a website, attending seminars, workshops, presentations, and meetings, and creating and maintaining non-bill mailing lists.

AUTOMATED CARTS

CR&R is proposing new carts for the collection of solid waste, recyclables, green waste, and organics as required in the RFP and as described in Form 12. Carts will be uniform in appearance using the specified color for each waste stream consisting of black for refuse, blue for recycling, and green for green waste and organics. These containers are stackable, which allows for an efficient delivery process, and they are similar to the containers currently utilized by the City. CR&R has an excellent, long-standing relationship with automated cart manufacturers. The carts will be ordered upon award of contract, and CR&R will work diligently to have any required carts ready for distribution to customers as early as three months prior to the start of the new services. As the incumbent, it is our intent to complete any necessary cart deliveries incrementally, finishing well before the start of the new contract. CR&R will coordinate with the Cities all necessary aspects to ensure a smooth and seamless transition.

Survey of Residential Customers

CR&R will survey Residential Customers to determine the size of the cart they prefer for each material prior to the distribution of carts. Once CR&R confirms the anticipated delivery date of the carts, the timing of the two-part postcard or mailer will be confirmed. Customers will be asked to mail back the postcard portion of the mailer, or use an online survey program, to indicate their

choice of carts and any additional carts. CR&R will complete this process as described in Section 1.4.1.1 of the Scope of Work.

Charges for Extra Residential Carts and Non-Containerization

In conjunction with the residential survey, CR&R will provide direct mail a targeted notice to all Single-Family Residential Premises with extra carts to allow for the opportunity to make any changes prior to commencement on July 1, 2025. Customers will have the option of having extra carts removed. CR&R will also notify Single Family Customers regarding the prohibition against non-containerization, notifying them that as of October 1, 2025, all customers are required to containerize all materials.

Bins

In addition to meeting the RFP's requirement for carts, CR&R is also proposing new bins. CR&R also has an excellent, long-standing relationship with bin manufacturers and will have bins ready for delivery prior to the implementation date. CR&R will also order Bin Sensors and initiate installation as early as 30 days prior to the start of the new contract. All required bin exchanges will occur prior to the start of the new contract.

Container Maintenance

CR&R's container maintenance program is managed by our shop and maintenance personnel daily. We do not subcontract our container maintenance to third party vendors. We also maintain daily inventories of each container size and color to be able to address our customers' needs.

Our container delivery personnel are required to notify management if any inventory category reaches a certain minimum level. This serves as a second layer of protection against shortages. If a customer requests an exchange of their container, it is performed on the next scheduled collection day. If the customer states that there is a safety issue with the container, then an emergency ticket is submitted, and the container is switched out within 24 hours.

Vehicles

CR&R is proposing the use of RNG-fueled collection vehicles as well as the deployment of lightweight and electric vehicles as required in the RFP and as noted in Form 9. All vehicles will be ordered immediately upon awarding the contract. Beginning four-to-six weeks prior to the commencement of the new contract, the vehicles will be painted and licensed.

Electric Vehicle Charging Stations

CR&R plans to install an EV charging station at our facility in Stanton and used for overnight charging. The process of permitting and installing the Stanton EV charging station is currently in process.

Residential Curbside Collection

CR&R proposes a three-cart collection program, including a refuse cart for materials that can only be sent to the landfill, a recyclables cart for commingled recyclable materials, and an organics cart for commingled yard trimmings, food waste, and manure/stable bedding.

Additional Services

CR&R will provide the following additional components as part of the Residential service program, in full compliance with the requirements described in the Agreement and Scope of Work:

- In-Home Kitchen Pails
- Bulky Item Collection
- Special Events Collection
- Holiday Greenery Collection and Recycling
- Household Hazardous Waste Collection
- Household Hazardous Waste Drop Off
- Bulky Item Drop Off
- Sharps Mail-in Service
- Composting Workshops
- Compost Giveaway Events

Commercial and Multifamily Collection

CR&R will provide bin collection services including refuse, source separated recyclables, green waste, and organic waste. We will also offer Internal Organics Collection Containers to commercial organics customers at cost and offer In-Home Kitchen Pails to multifamily customers at no additional charge.

Split Bin Recycling Program

Some commercial and multifamily customers have barriers to participating in recycling programs due to space constraints. To address these concerns, CR&R has split bins available and in use in both cities of Lake Forest and Laguna Hills for commercial and multifamily customers with commercial bin service. The split bin utilizes either a 3-yard or 4-yard bin which is partitioned down the middle providing collection of trash on one side and recycling on the other. Customers have the option to lock one or both sides of the bin. The special lid on the recycle side of the bin minimizes contamination and encourages participants to break down items, such as cardboard, before tossing them in the recycle side of the bin. The special lid also deters scavenging from occurring. The split bin is ideal for properties with space constraints. CR&R will continue to offer this option to multi-family and commercial customers to ensure appropriate capacity for the recycling program within the collection space available.

CR&R INCORPORATED environmental services
100% post-consumer recycled content

Additional Services

CR&R will provide the following additional components as part of the Commercial and Multifamily service program, in full compliance with the requirements described in the Agreement:

- Roll-Off Box and Compactor Collection
- Temporary Bin Service
- Exclusive C&D Services for Lake Forest
- Bin Push-Out Service or Scout Services
- Locking Bins
- Bin Sensors

Customer Service

CR&R's tremendous service transition experience gives our team essential expertise in managing customer growth that comes with the award of a new franchise agreement. Using our continual call volume monitoring, call volumes are used to project staffing for both steady state and transition periods.

Training and preparing existing and any newly hired staff will occur to ensure a comprehensive knowledge of the new contract services. As a result of these activities, our Customer Service Representatives (CSR's) will be well prepared to handle customer calls during the transition and throughout the term of the franchise.

Training will include extensive involvement by Operational staff, who will be overseeing cart and bin exchanges, and implementing the routing transition. Any updates in routing details will also be incorporated into the training and setup in the Customer Relationship Management (CRM) system prior to service initiation date for the Cities of Lake Forest and Laguna Hills. As a result of these activities, our CSR's will be well prepared to handle customer calls during service initiation and throughout the term of the agreement.

These resources are in addition to the increase in permanent staff that is planned for handling the steady state of call inquiries that are anticipated as a regular course of business.

Billing System Implementation

CR&R has extensive experience integrating customer information into its computer database and will be able to do so seamlessly for the Cities of Lake Forest and Laguna Hills. CR&R will meet all timeline requirements for the data request, data analysis and reporting as specified in the Scope of Work. CR&R will also fully comply with the preparation and distribution of the 1st and 2nd Direct Mail pieces to both Single Family Dwellings and Multi-Plex Property Owners and Residents related to direct billing, as described in Sections 1.1 and 1.2 of the Scope of Work. In addition, CR&R will complete the Social Media and Website Page postings as described in the Scope of Work.

CR&R will meet all requirements for Residential, Commercial, Multi-Family and Roll-Off Billing as described in Section 1.1 of the Scope of Work. This includes the requirements for audits, the maintaining of billing records, access to records by the City and the process for billing shared containers.

Routing Implementation

CR&R has a routing system complete with the following structure to ensure that our drivers are monitored and remain on route throughout the day.

- Automated and paper routes with designated start times and end times along with tracking of each stop and the service time.
- CR&R will develop a target completion time for each route and hold the driver accountable. This will ensure that we can meet the City's service window as outlined in the collection agreement and/or ordinance.

Route Managers will meet each morning with their designated drivers to hold a tailgate safety meeting and to discuss any special route requirements for the day.

- Route Managers will be available throughout the day to supervise the routes to ensure compliance with the collection time window and take care of any customer issues that occur throughout the day.

- At the completion of the workday, all routes are turned into our Industrial Engineering Department where they are uploaded into the computer system and a daily routing report is generated.
- The following day, the route managers review the report and discuss any inconsistencies with the appropriate driver.
- At the end of the month, a monthly report is prepared to review the percentage (%) of service delivery for each route to ensure that the company is meeting our internal goal of 95%.

SAFETY PROGRAM IMPLEMENTATION

CR&R understands the unique safety needs of Lake Forest and Laguna Hills. CR&R strives to provide a culture of safety in all aspects of our operations. CR&R is especially proud of its safety record and works daily to ensure that our employees make the right decision in every element of their job. We recognize that safety is everyone's responsibility. It starts at the top with our Executive Team which sets the expectation and culture that nothing is more important than safety and reinforces this commitment by hosting a monthly safety review with the executive staff, senior managers, operation managers and route managers in attendance.

We recognize that our most important and valuable asset is our people. For them to be successful, our Senior Management Team continues to provide its leadership and guidance when it comes to Health and Safety. The Safety Director has provided all departments with a framework that details the safe way each employee is to conduct their responsibilities and is encouraged to speak up if conditions interfere with the safe way. CR&R believes that State and Federal (e.g., OSHA and DOT) regulations represent the minimum standard, and actively solicits input from its employees on how to minimize risk and maximize employee safety.

Driver Safety Training

All CR&R drivers are placed through a thorough Safety Training Program beginning with our comprehensive Driver Training and Orientation Program. The following is a brief and condensed outline of our Safety Training Program.

Training Goals

- Ensure compliance of required training as directed by 49CFR regulations
- Ensure compliance of required training as directed by Federal and California OSHA regulations
- Ensure all requirements of Section 8.05.E are fully addressed, including but not limited to the following:
  - Pedestrian safety and driving while other vehicles are present
  - School safety
  - Hazardous Waste handling and identifiication
  - On-board fires and fires in all types of containers
  - Protocols for handling leaks and spills
  - Dangers of all types of impaired driving
  - Dangers of distracted driving
- Ensure drivers receive required information on company policies and benefits
- Ensure drivers receive as understanding of their vehicles, preventive maintenance responsibilities, and an ability to detect when problems arise with their vehicles
- Ensure drivers receive an understanding of their responsibilities for best safe practices when operating a vehicle and performing their job duties
- Ensure drivers receive an understanding of safety rules and procedures at disposal facilities
- Perform reviews of all drivers periodically and as needed to ensure company standards are being met

Employee Safety Training

- All new CR&R employees will undergo a training and orientation program and verify that they have received the proper training
- Current employees will undergo training as needed based on performance and incidents

Safety Training Coordinator Responsibilities

- Implement and update training program as required and ensure all requirements of Section 8.05.E of the agreement are fully addressed
- Perform required training and verify understanding of material presented
- Perform periodic evaluations of all drivers to ensure standards are met and recommend to the appropriate manager any follow up training required
- Perform as needed evaluations on drivers deemed at risk

Management Responsibilities

- Provide support and guidance as needed
- Review program and ensure driver compliance
- All work will be performed in accordance with the highest safety standards as outlined in our Safety Training curriculum

SUSTAINABILITY TEAM

When it comes to sustainability program implementation, CR&R knows that a **"Boots on the Ground"** approach is required. As such, dedicated Sustainability Specialists are a vital tool for our strategy to achieve compliance with CalRecycle requirements and maximize program participation, reduce contamination, and increase diversion rates. The success of any implementation plan begins and ends with the professionals who are responsible for making it happen.

CR&R will dedicate two Sustainability Specialists to the City of Lake Forest and one Sustainability Specialist to Laguna Hills. Additionally, CR&R is proud to state the inclusion of an additional full-time dedicated Sustainability Specialist to assist contract deliverables and customer communication and outreach for the first two (2) years of contract implementation. With CR&R's current team already in place serving both cities, CR&R is able to begin critical transition and implementation activities such as field surveys and multi-family enclosure surveys prior to the start of the agreement.

The Sustainability Specialists will be responsible for all aspects of diversion program implementation. They will conduct Residential outreach and education and Multi-Family and Commercial site visits. CR&R will fully comply with all Diversion Program outreach and education, compliance and reporting requirements as described in the Franchise Agreement and Scope of Work.

CR&R hosts the largest team of Sustainability Specialists in Orange County. Our highly trained experts are qualified with degrees in Environmental Sciences or the equivalent. Our Sustainability Specialists are known as "The Face of a Greener Generation" and are shown above with CR&R's Green Fleet.

Recognizing the vital importance of our sustainability team, CR&R continually reviews the recruitment process, training, and development of all sustainability team members to ensure we have highly qualified coordinators and a path for career development and progression.

The following are examples of materials developed by the CR&R Sustainability Team. All materials developed for Lake Forest and Laguna Hills will be customized for each respective City and compliant with the requirements of the Franchise Agreement and Scope of Work.

23APR-85-R-8E-FT

CITY OF LAGUNA HILLS

Bulky Items Drop-Off Event

May 6, 2023

8:00 AM to 12:00 PM

EVENT IS FOR LAGUNA HILLS RESIDENTS ONLY

ITEMS ACCEPTED:

FURNITURE: sofa beds, couches, tables, chairs, mattresses, box springs, pa furniture, etc.

LARGE APPLIANCES: washing machines, dryers, refrigerators, stoves, wa heaters, dishwashers, air conditioners, etc.

E-WASTE: televisions, computers/laptops, microwaves, printers, copiers, machines.

Items should not exceed 12 feet in length

ITEMS NOT ACCEPTED:

Vehicle Batteries • Drums • Construction Materials • Concrete Rock • Dirt • Liquids • Oil • Chemicals • Camper Shells Tree Stumps • Car Bodies • Asphalt • Engine Blocks • Tires • Paint Business Waste • Aerosols • Propane Tanks • Landscape Material

NO HAZARDOUS MATERIALS or liquids of any kind will be accepted

CR&R Environmental Services and the City of Laguna Hills will staff a provide large containers at Laguna Hills High School on the above list date and time. Residents of the city may bring items that cannot be pick up on regular collection days. Bulky items intended for donation will not accepted.

Location:
Laguna Hills H
Staff Parking L
25401 Paseo d
Laguna Hills,

**Entrance is loc off Paseo de V*

CR&R INCORPORATED environmental services

100% post-consumer recycled content

What Materials Can I Place In The Organics Cart?

YARD
- Grass Clippings
- Leaves
- Weeds
- Prunings
- Flowers
- Wood Scraps/Chips

KITCHEN
- Fruit
- Bread
- Fish
- Meat
- Vegetables
- Dairy
- Coffee + Filter
- Compostable Bags
- Food Soiled Paper

NO
- Pet Waste
- Palm Fronds
- Plastic
- Glass
- Metal

Frequently Asked Questions

24JAN-70-R-OG-BK

How do I collect food scraps from my kitchen?
The easiest way to collect your food scraps is with a countertop container. You can use a small pail with a lid, paper bag, or a bowl. Add food scraps as you prepare meals and when full, empty it in your green organics cart.

Can I put meat, fish, and spoiled food in my green organi
Yes. These items ar
your green organi

Can I put crustac in my green orga
No. These items sh
your landfill cart.

Where can I find the residential Or
Please visit the City c
information about
www.lakeforestca.

Tips For Using Your Organics Cart

- Place yard trimmings, such as leaves or grass clippings, at the
- Alternate layering of food scraps and yard trimmings will hel
- Keep your organics cart dry and out of direct sunlight to red
- Compostable bags are optional and available at local reta
  Other types of bags are not accepted.

Preventing Odor From Your Organic

- Keep your food scraps in the freezer or re
- Sprinkle baking soda in your organics car
- Place a layer of yard materials, cardboa
  at the bottom of your organics cart befor

Holiday Schedule:
New Year's Day
If the holiday falls on a
collection day with no d
collection for the remai
If Independence Day f
Thursday, your pickup fo

CHRISTMAS TREE and HOLIDAY GREENERY COLLECTION

DECEMBER 26 2023 *THRU* **JANUARY 8 2024**

HOW THE PROGRAM WORKS
- *Remove all ornaments, tinsel, lights and stand.*
- *"Flocked" trees are accepted however, not compostable.*
- *Cut your tree in half if it is over 6 feet tall.*
- *Place your tree in your organics cart, bottom first and upright. Or, you may place it next to your waste and recycling carts on your collection day.*
- *CR&R will also provide a Christmas tree drop-off site in the parking lot of the Lake Forest Sports Park. We will be there from 8 am to 2 pm on 12/30/2023 and 1/6/2024 to collect your trees.*
- *Residents who miss the tree collection period or drop-off can use their bulky item service.*

crrinc.com
www.lakeforestca.gov
949.625.6735

Christmas Tree & Holiday Greenery Collection

Will begin on **December 26** for a two week period through **January 8, 2024**

CR&R INCORPORATED
environmental services
the face of a greener generation

12/2023

CR&R INCORPORATED environmental services

100% post-consumer recycled content

CR&R INCORPORATED
environmental services

April 15, 2020

Niguel Clubhouse LLC
31271 Niguel Rd.
Laguna Niguel, CA

Re: Food Waste Recycling (AB 1826)

Dear Howard,

Assembly Bill 1826 requires all businesses in the State of California that generate 4 or more yards of waste per week to recycle organics. The City of Laguna Niguel is looking to businesses such as yours to divert as much waste as possible from your site located at *31271 Niguel Rd. Laguna Niguel, CA 92677*. Please review the table below for recommended updates and compliance with AB 1826.

Regular Service: account # - 45905

Enclosure	Bin Quantity	Bin Size	Bin Type	Service Days	Yards/Week	Cost/Month
1, 3	2	3 yard	Trash	4	24	$691.08
4	1	3 yard	Trash	5	15	$1,657.69
2	1	3 yard	Trash	3	9	$310.57
1, 4	2	3 yard	Recycle	3	18	$310.86
3	1	3 yard	Recycle	2	6	$115.05
2	1	2 yard	Green Waste	1	2	$42.94
1	1	95 gal.	Green Waste	1	0.5	$14.41
	Total				**74.5**	**$2,048.05**

Proposed Service: addition of 2-yd Food Waste bin (decrease of 537.74 per month)

Enclosure	Bin Quantity	Bin Size	Bin Type	Service Days	Yards/Week	Cost/Month
1, 3, 4	3	3 yard	Trash	4	36	$1,173.54
2	1	3 yard	Trash	3	9	$310.57
1, 4	2	3 yard	Recycle	3	18	$310.86
3	1	3 yard	Recycle	2	6	$115.05
2	1	2 yard	Green Waste	1	2	$42.94
1	1	95 gal.	Green Waste	1	0.5	$14.41
4	1	2 yard	Food Waste	2	2	$42.94
	Total				**73.5**	**$2,010.31**

SURVEY

CR&R REP: _____
OFFICE PHONE: _____
CELL PHONE: _____
EMAIL ADDRESS: _____
DATE: _____

ed.
iner.

☐ Organic Food Waste
☐ Organic Green Waste
☐ Explain: _____

MORe – Mandatory Commercial Organics Recycling
☐ Compliant
☐ Noncompliant
☐ MORe container not being used.
☐ Incorrect material inside container.
☐ Trash
☐ Recyclable Material
☐ Contaminated Material
☐ Explain: _____

Trash Container
☐ Compliant
☐ Noncompliant
☐ Incorrect material inside container.
☐ Recyclable Material
☐ Organics Material
☐ Hazardous Waste
☐ Other Material
☐ Explain: _____

☐ Please call us to help you be compliant with your trash and recycling service

This Proposal Form 13 will become Attachment C to the final Agreement.

Attachment D.1 - Maximum Rates to be Charged Assuming Cross-Jurisdictional Efficiencies between Lake Forest and Laguna Hills
Proposer Cost Assumptions

Instructions: Fill in the cost and productivity assumptions used to develop proposed rates as listed in Tables 1 - 4 below. Failure to provide the requested assumption data will be counted against proposers in the RFP evaluation. Cells shaded in yellow require proposer input.

Table 1: Residential Assumptions

Enter cost assumptions into yellow-shaded area below		
Density of Residential Curbside MSW	88.46	lbs. per cubic yard
Density of Residential Curbside Recyclable Materials	25.34	lbs. per cubic yard
Density of Residential Curbside Co-collected Yard Trimmings and Food Scraps	39.35	lbs. per cubic yard
Fully Burdened Cost per Hour to Operate Residential Side Loader	$ 130.00	$ per hour
Time to service 1 residential cart (includes time on and off route)	0.011	hours
Cost per ton for disposal	$ 42.76	$ per ton
Cost per ton for processing single-stream recyclables	$ 116.87	$ per ton
Composite revenue per ton for sale of single-stream recyclable materials	$ 110.27	$ per ton
Residue percentage of residential single-stream recyclables	29.85%	percent
Gate fee per ton for residential organics taken to a **composting** facility	$ 75.00	per ton
Transfer costs, per ton of residential organics, for transferring materials to proposed composting facility (leave blank if proposer is planning on direct-hauling from collection route to composting facility)		per ton
Revenue per ton for finished compost	$0-$15	per ton
Gate fee per ton for residential organics taken to an **anaerobic digestion (AD)** facility.	$ 102.75	per ton
Transfer costs, per ton of residential organics, for transferring materials to proposed AD facility (leave blank if proposer is planning on direct-hauling from collection route to AD facility)	$ 14.49	per ton
Revenue, including LCFS and RIN credits and revenue from sale of composted digestate, per ton for AD	$20-$30	per ton
Transfer costs, per ton of residential organics, for **transferring** materials to Orange County Waste and Recycling (OCW&R) **Bee Canyon Greenery (11002 Bee Canyon Access Road, Irvine, Ca) composting facility** should this facility accept co-collected organics during the term of the agreement	$ 3.61	per ton
Additional cost (or cost reduction) per ton of residential organics, for **direct-hauling** materials from collection routes directly to OCW&R composting facility **Bee Canyon Greenery** composting facility should this facility accept co-collected organics during the term of the agreement	$ 4.79	per ton
Transfer costs, per ton of residential organics, for **transferring** materials to OCW&R **Capistrano Greenery (32250 Avenida la Pata, SJC, Ca) composting facility** should this facility accept co-collected organics during the term of the agreement	$0.00 since CRR facility is in SJC. Will Direct Haul	per ton
Additional cost (or cost reduction) per ton of residential organics, for **direct-hauling** materials from collection routes directly to **OCW&R Capistrano Greenery** composting facility should this facility accept co-collected organics during the term of the agreement	$0.00 since CRR facility is also in SJC.	per ton
Transfer costs, per ton of residential organics, for **transferring** materials to OCW&R **Valencia Greenery (1942 N. Valencia Ave, Brea) composting facility** should this facility accept co-collected organics during the term of the agreement	$ 11.46	per ton
Additional cost (or cost reduction) per ton of residential organics, for **direct-hauling** materials from collection routes directly to **OCW&R Valencia Greenery** composting facility should this facility accept co-collected organics during the term of the agreement	$ 15.24	per ton

Table 2: Commercial and Multi-family Assumptions

Enter cost assumptions into yellow shaded area below		
Density of Commercial MSW	80.3	lbs. per cubic yard
Density of Commercial Recyclable Materials	24.49	lbs. per cubic yard
Density of Commercial Yard Trimmings	100	lbs. per cubic yard
Density of Commercial Food Scraps	200	lbs. per cubic yard
Density of Commercial Co-collected Food Scraps and Yard Trimmings	104.78	lbs. per cubic yard
Density of Multi-family MSW	80.3	lbs. per cubic yard
Density of Multi-family Recyclable Materials	24.49	lbs. per cubic yard
Density of Multi-family Yard Trimmings	100	lbs. per cubic yard
Density of Multi-family Food Scraps	200	lbs. per cubic yard

Density of Multi-family Co-collected Food Scraps and Yard Trimmings	104.78	lbs. per cubic yard
Time to service commercial/multi-family **CART** (includes time on and off route)	0.083	hours
Time to service commercial/multi-family BIN (includes time on and off route)	0.086	hours
Fully Burdened Cost per Hour to Operate Commercial Cart Collection Vehicle (CNG Vehicle) -	$ 130.00	$ per hour
Fully Burdened Cost per Hour to Operate CNG Commercial Front Loader	$ 130.00	$ per hour
Cost per ton for Residue disposal	$ 42.76	$ per ton
Cost per ton for processing commercial/multi-family single-stream recyclables	$ 116.87	$ per ton
Composite revenue per ton for sale of mixed commercial recyclable materials	$ 110.27	$ per ton
Residue percentage of commercial mixed recyclables	40%	$ per ton
Gate fee per ton for **composting** (exclude transportation)	$ 75.00	$ per ton
Transfer cost per ton of commercial organics taken to proposers' **composting** facility (if the proposer is proposing to transship commercial organics to a composting facility)	$ -	$ per ton
Cost per ton of transporting commercial organics to proposer's **composting** facility if it is direct-hauled to the facility off the collection route	$ 3.38	$ per ton
Revenue per ton for finished compost	$0-$15	$ per ton
Gate fee per ton for **co-digestion** (exclude transportation)	NA	$ per ton
Transfer cost per ton of commercial organics taken to proposer's **co-digestion** facility (if the proposer is proposing to transship commercial organics to a co-digestion facility)	NA	$ per ton
Cost per ton of transporting commercial organics to proposer's **co-digestion** facility if it is direct-hauled to the facility off the collection route	NA	$ per ton
Revenue, including LCFS and RIN credits and revenue from sale of composted digestate, per ton for co-digestion	NA	$ per ton
Gate fee per ton for **anaerobic digestion** (exclude transportation).	$ 139.00	$ per ton
Transfer cost per ton of commercial organics taken to proposer's **anaerobic digestion** facility (if the proposer is proposing to transship commercial organics to an AD facility)	$ 14.49	$ per ton
Cost per ton of transporting commercial organics to proposer's **anaerobic digestion** facility if it is direct-hauled to the facility off the collection route	NA	$ per ton
Revenue, including LCFS and RIN credits and revenue from sale of composted digestate, per ton for AD	$20-$30	$ per ton
Transfer costs, per ton of commercial organics, for **transferring** materials to Orange County Waste and Recycling (OCW&R) **Bee Canyon Greenery (11002 Bee Canyon Access Road, Irvine, Ca) composting facility** should this facility accept co-collected organics during the term of the agreement	$ 3.61	$ per ton
Additional cost (or cost reduction) per ton of commercial organics, for **direct-hauling** materials from collection routes directly to OCW&R composting facility **Bee Canyon Greenery** composting facility should this facility accept co-collected organics during the term of the agreement	$ 4.79	$ per ton
Transfer costs, per ton of commercial organics, for **transferring** materials to OCW&R **Capistrano Greenery (32250 Avenida la Pata, SJC, Ca) composting facility** should this facility accept co-collected organics during the term of the agreement	$0.00 since CRR facility is in SJC. Will Direct Haul	$ per ton
Additional cost (or cost reduction) per ton of commercial organics, for **direct-hauling** materials from collection routes directly to **OCW&R Capistrano Greenery** composting facility should this facility accept co-collected organics during the term of the agreement	$0.00 since CRR facility is also in SJC.	$ per ton
Transfer costs, per ton of commercial organics, for **transferring** materials to OCW&R **Valencia Greenery (1942 N. Valencia Ave, Brea) composting facility** should this facility accept co-collected organics during the term of the agreement	$ 11.46	$ per ton
Additional cost (or cost reduction) per ton of commercial organics, for **direct-hauling** materials from collection routes directly to **OCW&R Valencia Greenery** composting facility should this facility accept co-collected organics during the term of the agreement	$ 15.24	$ per ton
Cost per ton to transfer single-stream recyclables	$ 16.02	$ per ton
Cost per ton to transfer source-separated food scraps	$ 14.49	$ per ton
Cost per ton to transfer MSW	$ 5.41	$ per ton

Table 3. Cost Assumptions for Providing Core Special Services - Residential

	Number of Households in Lake Forest	Number of Households in Laguna Hills	Total Number of Households in Service Area (Laguna Hills and Lake Forest)	Projected Monthly Household Participation Percentage	Expected Number of Monthly Participating Households	Monthly Cost of Providing Service at Projected Participation Levels
Curbside collection of bulky items (includes white goods)	19,563	8,201	27,764	5.000%	1,388.20	$ 13,882.00
Mail-back collection of sharps for all SFH and MFH				0.150%	41.65	$ 1,245.22
Curbside collection of e-waste/u-waste (2 per household per year)				0.250%	69.41	$ 694.10
Curbside collection of HHW (2 per household per year)				0.250%	69.41	$ 694.10

	Number of Households in Lake Forest	Number of Households in Laguna Hills	Total Number of Households in Service Area (Laguna Hills and Lake Forest)	Projected **Annual** Household Participation Percentage	Annual Cost of Providing Annual HHW Collection Event at Projected Participation Levels
Annual HHW Collection Event	19,653	8,201	27,764	1.8%	59,970.24

Table 4: Assumed Weights for Temporary Bins, Roll-offs, and Compactors (used for rate items 7 - 17)

Container Size	Single Stream Recyclables	MSW to Landfill	Source-separated Food Scraps	Source-separated Yard Trimmings	Co-collected Food Scraps and Yard Trimmings	Mixed C&D
Temporary - 2 Cubic Yard Bin	0.0500	0.1000	0.3000	0.0950	0.0950	0.4000
Temporary - 3 Cubic Yard Bin	0.0750	0.1500	0.4500	0.1425	0.1425	0.6000
Temporary - 4 Cubic Yard Bin	0.1000	0.2000	0.6000	0.1900	0.1900	0.8000
Temporary - 6 Cubic Yard Bin	0.1500	0.3000	0.9000	0.2850	0.2850	1.2000
Temporary/Permanent - 10 Cubic Yard Roll-off	7.0000	7.0000	7.0000	7.0000	7.0000	7.0000
Temporary/Permanent - 20 Cubic Yard Roll-off	7.0000	7.0000	7.0000	7.0000	7.0000	7.0000
Temporary/Permanent - 25 Cubic Yard Roll-off	7.0000	7.0000	7.0000	7.0000	7.0000	7.0000
Temporary/Permanent - 30 Cubic Yard Roll-off	7.0000	7.0000	7.0000	7.0000	7.0000	7.0000
Temporary/Permanent - 40 Cubic Yard Roll-off	7.0000	7.0000	7.0000	7.0000	7.0000	7.0000
Permanent - 3 Cubic Yard Compactor	0.2250	0.4500	1.3500	0.4275	0.4275	
Permanent - 4 Cubic Yard Compactor	0.3000	0.6000	1.8000	0.5700	0.5700	
Permanent - 6 Cubic Yard Compactor	0.4500	0.9000	2.7000	0.8550	0.8550	
Permanent - 10 Cubic Yard Compactor	10.0000	10.0000	10.0000	10.0000	10.0000	
Permanent - 20 Cubic Yard Compactor	10.0000	10.0000	10.0000	10.0000	10.0000	
Permanent - 25 Cubic Yard Compactor	10.0000	10.0000	10.0000	10.0000	10.0000	
Permanent - 30 Cubic Yard Compactor	10.0000	10.0000	10.0000	10.0000	10.0000	
Permanent - 40 Cubic Yard Compactor	10.0000	10.0000	10.0000	10.0000	10.0000	

Attachment D.1 - Maximum Rates to be Charged Assuming Cross-Jurisdictional Efficiencies between Lake Forest and Laguna Hills

Fill in the rates proposed as the maximum rates to customers below for each level of service assuming cross-jurisdictional routing efficiencies between the two cities (Laguna Hills and Lake Forest). Rates must be broken down to show the collection cost, processing cost, disposal cost and capital costs (the capital component will not be escalated using the methodologies described in Attachment J). The procedure for adjusting costs throughout the term of the contract appears in **Article 14** of the Agreement. A sample calculation is shown in **Attachment J**. The disposal portion will only be adjusted as that cost actually changes. Disposal costs are a pass through cost and cannot include any mark up, overhead or administrative costs.

Rates must be submitted in 2025 dollars.

This form will become part of Attachment D.1 to the final Agreement.

1. Residential Basic Level of Service (weekly collection service unless otherwise stated)

#	Sector/Stream	Description	Size	Collection Component (85% Labor and 15% Fuel)			Processing Component	Disposal Component	Non-escalating Capital Component	Total Base Rate	Laguna Hills Regulatory Compliance Cost Component	Laguna Hills Procurement Cost Component	Laguna Hills Pavement Impact Cost Component	Total Laguna Hills Rate	Lake Forest Regulatory Compliance Cost	Lake Forest Procurement Cost	Lake Forest Pavement Impact Cost Component	Total Lake Forest Rate
				Labor	Fuel	Collection	Composting											
1a	Residential Curbside Organics	Co-collected Food scraps and Yard Trimmings Processed at a **Composting** Facility	30-35, 60-70, or 90-96 gallon	$ 3.43	$ 0.60	$ 4.03	$ 2.63	$ 0.46	$ 0.79	$ 7.91	$ 0.21	$ 0.04	$ 0.17	$ 8.33	$ 0.25	$ 0.04	$ 0.13	$ 8.33
1a	Residential Curbside Organics	Each **additional** Co-collected Food Scraps and Yard Trimmings - Compost	30-35, 60-70, or 90-96 gallon cart	$ 2.29	$ 0.40	$ 2.69	$ 2.63	$ 0.46	$ 0.64	$ 6.42	$ 0.17	$ 0.03	$ 0.14	$ 6.76	$ 0.20	$ 0.03	$ 0.11	$ 6.76
#	Sector/Stream	Description	Size	Collection Component (85% Labor and 15% Fuel)			Processing Component	Disposal Component	Non-escalating Capital Component	Total Base Rate	Laguna Hills Regulatory Compliance Cost Component	Laguna Hills Procurement Cost Component	Laguna Hills Pavement Impact Cost Component	Total Laguna Hills Rate	Lake Forest Regulatory Compliance Cost	Lake Forest Procurement Cost	Lake Forest Pavement Impact Cost Component	Total Lake Forest Rate
				Labor	Fuel	Collection	Anaerobic Digestion											
1b	Residential Curbside Organics	Co-collected Food scraps and Yard Trimmings Processed at an **Anaerobic Digestion** Facility	30-35, 60-70, or 90-96 gallon	$ 3.43	$ 0.60	$ 4.03	$ 4.54	$ 0.80	$ 1.04	$ 10.42	$ 0.28	$ 0.05	$ 0.22	$ 10.97	$ 0.33	$ 0.05	$ 0.18	$ 10.97
1b	Residential Curbside Organics	Each **additional** Co-collected Food Scraps and Yard Trimmings - Anaerobic Digestion	30-35, 60-70, or 90-96 gallon cart	$ 2.29	$ 0.40	$ 2.69	$ 4.54	$ 0.80	$ 0.89	$ 8.92	$ 0.24	$ 0.04	$ 0.19	$ 9.40	$ 0.28	$ 0.04	$ 0.15	$ 9.40
#	Sector/Stream	Description	Size	Collection Component (85% Labor and 15% Fuel)			Processing Component	Disposal Component	Non-escalating Capital Component	Total Base Rate	Laguna Hills Regulatory Compliance Cost Component	Laguna Hills Procurement Cost Component	Laguna Hills Pavement Impact Cost Component	Total Laguna Hills Rate	Lake Forest Regulatory Compliance Cost	Lake Forest Procurement Cost	Lake Forest Pavement Impact Cost Component	Total Lake Forest Rate
				Labor	Fuel	Collection	Clean MRF											
1c	Residential Curbside Recycling	Single-stream recycling cart (up to 2 per household)	30-35, 60-70, or 90-96 gallon	$ 4.29	$ 0.76	$ 5.04	$ (0.15)	$ 0.02	$ 0.55	$ 5.46	$ 0.15	$ 0.03	$ 0.12	$ 5.75	$ 0.17	$ 0.03	$ 0.09	$ 5.75
1c	Residential Curbside Recycling	A third, and additional, single-stream recycling cart	30-35, 60-70, or 90-96 gallon cart	$ 2.86	$ 0.50	$ 3.36	$ (0.15)	$ 0.02	$ 0.36	$ 3.59	$ 0.10	$ 0.02	$ 0.08	$ 3.78	$ 0.11	$ 0.02	$ 0.06	$ 3.78
#	Sector/Stream	Description	Size	Collection Component (85% Labor and 15% Fuel)			Disposal Component		Non-escalating Capital Component	Total Base Rate	Laguna Hills Regulatory Compliance Cost Component	Laguna Hills Procurement Cost Component	Laguna Hills Pavement Impact Cost Component	Total Laguna Hills Rate	Lake Forest Regulatory Compliance Cost	Lake Forest Procurement Cost	Lake Forest Pavement Impact Cost Component	Total Lake Forest Rate
1d	Residential Curbside MSW	MSW Cart to Landfill - Part of Residential Bundle	30-35 gallon cart	$ 4.51	$ 0.80	$ 5.31	$ 1.57		$ 0.76	$ 7.64	$ 0.20	$ 0.04	$ 0.16	$ 8.05	$ 0.24	$ 0.04	$ 0.13	$ 8.05
1d	Residential Curbside MSW	MSW Cart to Landfill - Part of Residential Bundle	60-70 gallon cart	$ 4.51	$ 0.80	$ 5.31	$ 2.92		$ 0.91	$ 9.14	$ 0.24	$ 0.04	$ 0.20	$ 9.63	$ 0.29	$ 0.04	$ 0.16	$ 9.63
1d	Residential Curbside MSW	MSW Cart to Landfill - Part of Residential Bundle	90-95 gallon cart	$ 4.51	$ 0.80	$ 5.31	$ 4.04		$ 1.04	$ 10.39	$ 0.28	$ 0.05	$ 0.22	$ 10.94	$ 0.33	$ 0.05	$ 0.18	$ 10.94
1d	Residential Curbside MSW	Each additional MSW cart to Landfill	30-35 gallon cart	$ 3.01	$ 0.53	$ 3.54	$ 1.57		$ 0.57	$ 5.68	$ 0.11	$ 0.16	$ 0.03	$ 5.98	$ 0.11	$ 0.16	$ 0.03	$ 5.98
1d	Residential Curbside MSW	Each additional MSW cart to Landfill	60-70 gallon cart	$ 3.01	$ 0.53	$ 3.54	$ 2.92		$ 0.72	$ 7.17	$ 0.14	$ 0.21	$ 0.04	$ 7.56	$ 0.14	$ 0.21	$ 0.04	$ 7.56
1d	Residential Curbside MSW	Each additional MSW cart to Landfill	90-95 gallon cart	$ 3.01	$ 0.53	$ 3.54	$ 4.04		$ 0.84	$ 8.42	$ 0.16	$ 0.24	$ 0.04	$ 8.87	$ 0.16	$ 0.24	$ 0.04	$ 8.87
#	Sector	Description	Summary of Service Configuration								Total Laguna Hills Residential 3-cart Rate				Total Lake Forest Residential 3-cart Rate			
1e	Residential 3-cart bundle	30-35 gal MSW, organics to **composting** facility	Residential Option 1e - 30-35 gal MSW Cart: One (1) 30-35 gal MSW; one (1) co-collected food scraps and yard trimmings of any size to **composting** facility; and up to two (2) recycling cart of any size (automatically calculated).								$ 22.13				$ 22.13			
2e	Residential 3-cart bundle	60-70-gal MSW, organics to **composting** facility	Residential Option 2e - 60-70-gal MSW Cart: One (1) 60-70 gal MSW; one (1) co-collected food scraps and yard trimmings of any size to **composting** facility; and up to two (2) recycling carts of any size (automatically calculated).								$ 23.71				$ 23.71			
3e	Residential 3-cart bundle	90-95-gal MSW, organics to **composting** facility	Residential Option 3e - 90-95-gal MSW Cart: One (1) 90-95-gal MSW; one (1) co-collected food scraps and yard trimmings of any size to **composting** facility; and up to two (2) recycling carts of any size (automatically calculated).								$ 25.02				$ 25.02			
1f	Residential 3-cart bundle	30-35 gal MSW, organics to **AD** facility	Residential Option 1f - 30-35 gal MSW Cart: One (1) 30-35 gal MSW; one (1) co-collected food scraps and yard trimmings of any size to **AD** facility; and up to two (2) recycling cart of any size (automatically calculated).								$ 24.77				$ 24.77			
2f	Residential 3-cart bundle	60-70-gal MSW, organics to **AD** facility	Residential Option 2f - 60-70-gal MSW Cart: One (1) 60-70 gal MSW; one (1) co-collected food scraps and yard trimmings of any size to **AD** facility; and up to two (2) recycling carts of any size (automatically calculated).								$ 26.34				$ 26.34			
3f	Residential 3-cart bundle	90-95-gal MSW, organics to **AD** facility	Residential Option 3f - 90-95-gal MSW Cart: One (1) 90-95-gal MSW; one (1) co-collected food scraps and yard trimmings of any size to **AD** facility; and up to two (2) recycling carts of any size (automatically calculated).								$ 27.66				$ 27.66			
#	Sector/Stream	Description	Size	Collection Component (85% Labor and 15% Fuel)			Processing Component	Disposal Component	Non-escalating Capital Component	Total Base Rate	Laguna Hills Regulatory Compliance Cost Component	Laguna Hills Procurement Cost Component	Laguna Hills Pavement Impact Cost Component	Total Laguna Hills Rate	Lake Forest Regulatory Compliance Cost Component	Lake Forest Procurement Cost Component	Lake Forest Pavement Impact Cost Component	Total Lake Forest Rate
				Labor	Fuel	Collection	Stable Bedding Processing Facility Selected in Proposal Form 26											
1g	Residential stable bedding cart service	Curbside residential cart service for stable bedding generated by equestrian households in residential areas. Stable bedding may be co-collected with Yard Trimmings and Food Scraps.	30-35, 60-70, or 90-96 gallon	$ 3.48	$ 0.61	$ 4.09	$ 34.42	$ 6.07	$ 4.95	$ 49.54	$ 1.33	$ 0.24	$ 1.07	$ 52.17	$ 1.55	$ 0.24	$ 0.84	$ 52.17
1g	Residential stable bedding bin service	Bin service for stable bedding generated by equestrian households in residential areas	3-yard bin	$ 12.43	$ 2.19	$ 14.62	$ 137.67	$ 24.29	$ 19.62	$ 196.20	$ 5.26	$ 0.95	$ 4.23	$ 206.64	$ 6.15	$ 0.95	$ 3.33	$ 206.64

Attachment D.1 - Maximum Rates to be Charged Assuming Cross-Jurisdictional Efficiencies between Lake Forest and Laguna Hills

Fill in the rates proposed as the maximum rates to customers below for each level of service assuming cross-jurisdictional routing efficiencies between the two cities (Laguna Hills and Lake Forest). Rates must be broken down to show the collection cost, processing cost, disposal cost and capital costs (the capital component will not be escalated). The procedure for adjusting costs throughout the term of the contract appears in **Article 14** of the Agreement. A sample calculation is shown in **Attachment J**. The disposal portion will only be adjusted as that cost actually changes. Disposal costs are a pass through cost and cannot include any mark up, overhead or administrative costs. As the amount of material being collected and handled is increasingly shifting into diversion, providing diversion services at no charge is no longer feasible and therefore is not permitted in this form. Best practices have identified that a Divertible materials collection rate that is 50% of the MSW rate obtains optimal generator participation. As noted in Section 6. MSW Rate Sheet commercial MSW rates may include any costs that are not recovered by offering Divertible Materials collection programs at 50% the rate for MSW. The rate proposed for collection of commercial, multi-family, temporary bin, temporary roll off, permanent roll off and compactor customers for divertible materials must be 50% lower than the rate proposed for collection of MSW materials.

Rates must be submitted in 2025 dollars.

Indicate the selected commercial and multi-family source-separated food scrap processing technology using the drop down:	**Composting**	<– the selected processing methodology will be shown in the Processing Component cell for the corresponding rate item in **Section 3** below. Proposers shall provide further details re: their proposed processing facility for this service line in the corresponding proposal form.
Indicate the selected commercial and multi-family source-separated yard trimmings processing technology using the drop down:	**Composting**	<– the selected processing methodology will be shown in the Processing Component cell for the corresponding rate item in **Section 4** below. Proposers shall provide further details re: their proposed processing facility for this service line in the corresponding proposal form.
Indicate the selected commercial and multi-family co-collected food scraps and yard trimmings processing technology using the drop down:	**Composting**	<– the selected processing methodology will be shown in the Processing Component cell for the corresponding rate item in **Section 5** below. Proposers shall provide further details re: their proposed processing facility for this service line in the corresponding proposal form.

This form will become part of Attachment D.1 to the final Agreement.

2. Commercial and Multi-Family Single-Material and Single-Stream Recyclables

#	Sector/Stream	Description	Size	Frequency of Collection	Collection Component (85% Labor and 15% Fuel)			Processing Component	Disposal Component	Non-escalating Capital Component	Total Base Rate	Laguna Hills Regulatory Compliance Cost Component	Laguna Hills Procurement Cost Component	Laguna Hills Pavement Impact Cost Component	Total Laguna Hills Rate	Lake Forest Regulatory Compliance Cost Component	Lake Forest Procurement Cost Component	Lake Forest Pavement Impact Cost Component	Total Lake Forest Rate
					Labor	Fuel	Collection	Clean MRF											
2a	Commercial and Multi-family Recyclables	Single-stream and Single-stream Recyclables Service	35-gallon Cart	1 pick-up per week	$ 25.90	$ 4.57	$ 30.48	$ 1.96	$ 0.35	$ 3.64	$ 36.43	$ 3.14	$ 0.65	$ 2.74	$ 42.96	$ 2.14	$ 0.38	$ 1.24	$ 40.18
2a	Commercial and Multi-family Recyclables	Single-stream and Single-stream Recyclables Service	35-gallon Cart	2 pick-up per week	$ 34.82	$ 6.14	$ 40.96	$ 3.92	$ 0.69	$ 5.06	$ 50.64	$ 4.36	$ 0.91	$ 3.81	$ 59.72	$ 2.97	$ 0.52	$ 1.72	$ 55.85
2a	Commercial and Multi-family Recyclables	Single-stream and Single-stream Recyclables Service	35-gallon Cart	3 pick-up per week	$ 39.79	$ 7.02	$ 46.81	$ 5.89	$ 1.04	$ 5.97	$ 59.71	$ 5.14	$ 1.07	$ 4.50	$ 70.41	$ 3.50	$ 0.61	$ 2.03	$ 65.85
2a	Commercial and Multi-family Recyclables	Single-stream and Single-stream Recyclables Service	35-gallon Cart	4 pick-up per week	$ 48.08	$ 8.48	$ 56.56	$ 7.85	$ 1.38	$ 7.31	$ 73.11	$ 6.29	$ 1.31	$ 5.51	$ 86.22	$ 4.29	$ 0.75	$ 2.48	$ 80.63
2a	Commercial and Multi-family Recyclables	Single-stream and Single-stream Recyclables Service	35-gallon Cart	5 pick-up per week	$ 55.95	$ 9.87	$ 65.83	$ 9.81	$ 1.73	$ 8.60	$ 85.97	$ 7.40	$ 1.54	$ 6.47	$ 101.38	$ 5.05	$ 0.89	$ 2.92	$ 94.82
2a	Commercial and Multi-family Recyclables	Single-stream and Single-stream Recyclables Service	35-gallon Cart	6 pick-up per week	$ 63.41	$ 11.19	$ 74.60	$ 11.77	$ 2.08	$ 9.83	$ 98.28	$ 8.46	$ 1.76	$ 7.40	$ 115.91	$ 5.77	$ 1.01	$ 3.34	$ 108.40
2b	Commercial and Multi-family Recyclables	Single-stream and Single-stream Recyclables Service	65-gallon Cart	1 pick-up per week	$ 25.90	$ 4.57	$ 30.48	$ 3.64	$ 0.64	$ 3.86	$ 38.63	$ 3.32	$ 0.69	$ 2.91	$ 45.55	$ 2.27	$ 0.40	$ 1.31	$ 42.60
2b	Commercial and Multi-family Recyclables	Single-stream and Single-stream Recyclables Service	65-gallon Cart	2 pick-up per week	$ 34.82	$ 6.14	$ 40.96	$ 7.29	$ 1.29	$ 5.50	$ 55.04	$ 4.74	$ 0.99	$ 4.15	$ 64.91	$ 3.23	$ 0.57	$ 1.87	$ 60.70
2b	Commercial and Multi-family Recyclables	Single-stream and Single-stream Recyclables Service	65-gallon Cart	3 pick-up per week	$ 39.79	$ 7.02	$ 46.81	$ 10.93	$ 1.93	$ 6.63	$ 66.30	$ 5.71	$ 1.19	$ 4.99	$ 78.19	$ 3.89	$ 0.68	$ 2.25	$ 73.13
2b	Commercial and Multi-family Recyclables	Single-stream and Single-stream Recyclables Service	65-gallon Cart	4 pick-up per week	$ 48.08	$ 8.48	$ 56.56	$ 14.58	$ 2.57	$ 8.19	$ 81.90	$ 7.05	$ 1.47	$ 6.17	$ 96.59	$ 4.81	$ 0.84	$ 2.78	$ 90.33
2b	Commercial and Multi-family Recyclables	Single-stream and Single-stream Recyclables Service	65-gallon Cart	5 pick-up per week	$ 55.95	$ 9.87	$ 65.83	$ 18.22	$ 3.22	$ 9.70	$ 96.96	$ 8.35	$ 1.74	$ 7.30	$ 114.34	$ 5.69	$ 1.00	$ 3.29	$ 106.94
2b	Commercial and Multi-family Recyclables	Single-stream and Single-stream Recyclables Service	65-gallon Cart	6 pick-up per week	$ 63.41	$ 11.19	$ 74.60	$ 21.86	$ 3.86	$ 11.15	$ 111.47	$ 9.60	$ 2.00	$ 8.40	$ 131.46	$ 6.54	$ 1.15	$ 3.79	$ 122.95
2c	Commercial and Multi-family Recyclables	Single-stream and Single-stream Recyclables Service	95-gallon Cart	1 pick-up per week	$ 25.90	$ 4.57	$ 30.48	$ 5.33	$ 0.94	$ 4.08	$ 40.82	$ 3.51	$ 0.73	$ 3.07	$ 48.14	$ 2.40	$ 0.42	$ 1.39	$ 45.03
2c	Commercial and Multi-family Recyclables	Single-stream and Single-stream Recyclables Service	95-gallon Cart	2 pick-up per week	$ 34.82	$ 6.14	$ 40.96	$ 10.65	$ 1.88	$ 5.94	$ 59.43	$ 5.12	$ 1.07	$ 4.48	$ 70.09	$ 3.49	$ 0.61	$ 2.02	$ 65.55
2c	Commercial and Multi-family Recyclables	Single-stream and Single-stream Recyclables Service	95-gallon Cart	3 pick-up per week	$ 39.79	$ 7.02	$ 46.81	$ 15.98	$ 2.82	$ 7.29	$ 72.90	$ 6.27	$ 1.31	$ 5.49	$ 85.97	$ 4.28	$ 0.75	$ 2.48	$ 80.40
2c	Commercial and Multi-family Recyclables	Single-stream and Single-stream Recyclables Service	95-gallon Cart	4 pick-up per week	$ 48.08	$ 8.48	$ 56.56	$ 21.30	$ 3.76	$ 9.07	$ 90.69	$ 7.81	$ 1.63	$ 6.83	$ 106.96	$ 5.32	$ 0.93	$ 3.08	$ 100.03
2c	Commercial and Multi-family Recyclables	Single-stream and Single-stream Recyclables Service	95-gallon Cart	5 pick-up per week	$ 55.95	$ 9.87	$ 65.83	$ 26.63	$ 4.70	$ 10.79	$ 107.95	$ 9.29	$ 1.94	$ 8.13	$ 127.31	$ 6.34	$ 1.11	$ 3.67	$ 119.06
2c	Commercial and Multi-family Recyclables	Single-stream and Single-stream Recyclables Service	95-gallon Cart	6 pick-up per week	$ 63.41	$ 11.19	$ 74.60	$ 31.95	$ 5.64	$ 12.47	$ 124.66	$ 10.73	$ 2.24	$ 9.39	$ 147.02	$ 7.32	$ 1.28	$ 4.24	$ 137.50
2d	Commercial and Multi-family Recyclables	Single-stream and Single-stream Recyclables Service	1 Cubic Yard Bin (standalone or half of 2-yard split bin)	1 pick-up per week	$ 20.72	$ 3.66	$ 24.38	$ 11.32	$ 2.00	$ 4.19	$ 41.89	$ 3.61	$ 0.75	$ 3.16	$ 49.40	$ 2.46	$ 0.43	$ 1.42	$ 46.21
2d	Commercial and Multi-family Recyclables	Single-stream and Single-stream Recyclables Service	1 Cubic Yard Bin (standalone or half of 2-yard split bin)	2 pick-up per week	$ 27.85	$ 4.92	$ 32.77	$ 22.65	$ 4.00	$ 6.60	$ 66.01	$ 5.68	$ 1.18	$ 4.97	$ 77.85	$ 3.87	$ 0.68	$ 2.24	$ 72.81
2d	Commercial and Multi-family Recyclables	Single-stream and Single-stream Recyclables Service	1 Cubic Yard Bin (standalone or half of 2-yard split bin)	3 pick-up per week	$ 31.83	$ 5.62	$ 37.45	$ 33.97	$ 5.99	$ 8.60	$ 86.02	$ 7.40	$ 1.54	$ 6.48	$ 101.44	$ 5.05	$ 0.89	$ 2.92	$ 94.87
2d	Commercial and Multi-family Recyclables	Single-stream and Single-stream Recyclables Service	1 Cubic Yard Bin (standalone or half of 2-yard split bin)	4 pick-up per week	$ 38.46	$ 6.79	$ 45.25	$ 45.29	$ 7.99	$ 10.95	$ 109.49	$ 9.42	$ 1.96	$ 8.25	$ 129.12	$ 6.43	$ 1.13	$ 3.72	$ 120.76
2d	Commercial and Multi-family Recyclables	Single-stream and Single-stream Recyclables Service	1 Cubic Yard Bin (standalone or half of 2-yard split bin)	5 pick-up per week	$ 44.76	$ 7.90	$ 52.66	$ 56.62	$ 9.99	$ 13.25	$ 132.52	$ 11.41	$ 2.38	$ 9.98	$ 156.29	$ 7.78	$ 1.36	$ 4.50	$ 146.17
2d	Commercial and Multi-family Recyclables	Single-stream and Single-stream Recyclables Service	1 Cubic Yard Bin (standalone or half of 2-yard split bin)	6 pick-up per week	$ 50.73	$ 8.95	$ 59.68	$ 67.94	$ 11.99	$ 15.51	$ 155.13	$ 13.35	$ 2.78	$ 11.68	$ 182.95	$ 9.11	$ 1.60	$ 5.27	$ 171.10
2e	Commercial and Multi-family Recyclables	Single-stream and Single-stream Recyclables Service	1.5 Cubic Yard Bin (standalone or half of 3-yard split bin)	1 pick-up per week	$ 20.72	$ 3.66	$ 24.38	$ 16.99	$ 3.00	$ 4.93	$ 49.29	$ 4.24	$ 0.88	$ 3.71	$ 58.13	$ 2.89	$ 0.51	$ 1.68	$ 54.37
2e	Commercial and Multi-family Recyclables	Single-stream and Single-stream Recyclables Service	1.5 Cubic Yard Bin (standalone or half of 3-yard split bin)	2 pick-up per week	$ 27.85	$ 4.92	$ 32.77	$ 33.97	$ 5.99	$ 8.08	$ 80.81	$ 6.96	$ 1.45	$ 6.09	$ 95.31	$ 4.74	$ 0.83	$ 2.75	$ 89.14
2e	Commercial and Multi-family Recyclables	Single-stream and Single-stream Recyclables Service	1.5 Cubic Yard Bin (standalone or half of 3-yard split bin)	3 pick-up per week	$ 31.83	$ 5.62	$ 37.45	$ 50.96	$ 8.99	$ 10.82	$ 108.22	$ 9.32	$ 1.94	$ 8.15	$ 127.63	$ 6.35	$ 1.11	$ 3.68	$ 119.36
2e	Commercial and Multi-family Recyclables	Single-stream and Single-stream Recyclables Service	1.5 Cubic Yard Bin (standalone or half of 3-yard split bin)	4 pick-up per week	$ 38.46	$ 6.79	$ 45.25	$ 67.94	$ 11.99	$ 13.91	$ 139.09	$ 11.97	$ 2.49	$ 10.48	$ 164.03	$ 8.16	$ 1.43	$ 4.73	$ 153.41
2e	Commercial and Multi-family Recyclables	Single-stream and Single-stream Recyclables Service	1.5 Cubic Yard Bin (standalone or half of 3-yard split bin)	5 pick-up per week	$ 44.76	$ 7.90	$ 52.66	$ 84.93	$ 14.99	$ 16.95	$ 169.53	$ 14.59	$ 3.04	$ 12.77	$ 199.93	$ 9.95	$ 1.75	$ 5.76	$ 186.99
2e	Commercial and Multi-family Recyclables	Single-stream and Single-stream Recyclables Service	1.5 Cubic Yard Bin (standalone or half of 3-yard split bin)	6 pick-up per week	$ 50.73	$ 8.95	$ 59.68	$ 101.91	$ 17.98	$ 19.95	$ 199.53	$ 17.18	$ 3.58	$ 15.03	$ 235.32	$ 11.71	$ 2.05	$ 6.78	$ 220.08
2f	Commercial and Multi-family Recyclables	Single-stream and Single-stream Recyclables Service	2 Cubic Yard Bin (standalone or half of 4-yard split bin)	1 pick-up per week	$ 20.72	$ 3.66	$ 24.38	$ 22.65	$ 4.00	$ 5.67	$ 56.69	$ 4.88	$ 1.02	$ 4.27	$ 66.86	$ 3.33	$ 0.58	$ 1.93	$ 62.53
2f	Commercial and Multi-family Recyclables	Single-stream and Single-stream Recyclables Service	2 Cubic Yard Bin (standalone or half of 4-yard split bin)	2 pick-up per week	$ 27.85	$ 4.92	$ 32.77	$ 45.29	$ 7.99	$ 9.56	$ 95.62	$ 8.23	$ 1.71	$ 7.20	$ 112.76	$ 5.61	$ 0.98	$ 3.25	$ 105.46
2f	Commercial and Multi-family Recyclables	Single-stream and Single-stream Recyclables Service	2 Cubic Yard Bin (standalone or half of 4-yard split bin)	3 pick-up per week	$ 31.83	$ 5.62	$ 37.45	$ 67.94	$ 11.99	$ 13.04	$ 130.42	$ 11.23	$ 2.34	$ 9.82	$ 153.81	$ 7.66	$ 1.34	$ 4.43	$ 143.85
2f	Commercial and Multi-family Recyclables	Single-stream and Single-stream Recyclables Service	2 Cubic Yard Bin (standalone or half of 4-yard split bin)	4 pick-up per week	$ 38.46	$ 6.79	$ 45.25	$ 90.59	$ 15.99	$ 16.87	$ 168.70	$ 14.52	$ 3.03	$ 12.71	$ 198.95	$ 9.90	$ 1.74	$ 5.73	$ 186.07
2f	Commercial and Multi-family Recyclables	Single-stream and Single-stream Recyclables Service	2 Cubic Yard Bin (standalone or half of 4-yard split bin)	5 pick-up per week	$ 44.76	$ 7.90	$ 52.66	$ 113.24	$ 19.98	$ 20.65	$ 206.54	$ 17.78	$ 3.70	$ 15.56	$ 243.57	$ 12.12	$ 2.13	$ 7.02	$ 227.80
2f	Commercial and Multi-family Recyclables	Single-stream and Single-stream Recyclables Service	2 Cubic Yard Bin (standalone or half of 4-yard split bin)	6 pick-up per week	$ 50.73	$ 8.95	$ 59.68	$ 135.88	$ 23.98	$ 24.39	$ 243.94	$ 21.00	$ 4.37	$ 18.37	$ 287.69	$ 14.32	$ 2.51	$ 8.29	$ 269.06
2g	Commercial and Multi-family Recyclables	Single-stream and Single-stream Recyclables Service	3 Cubic Yard Bin	1 pick-up per week	$ 26.64	$ 4.70	$ 31.35	$ 33.97	$ 5.99	$ 7.92	$ 79.24	$ 6.82	$ 1.42	$ 5.97	$ 93.45	$ 4.65	$ 0.82	$ 2.69	$ 87.40
2g	Commercial and Multi-family Recyclables	Single-stream and Single-stream Recyclables Service	3 Cubic Yard Bin	2 pick-up per week	$ 35.81	$ 6.32	$ 42.13	$ 67.94	$ 11.99	$ 13.56	$ 135.62	$ 11.67	$ 2.43	$ 10.21	$ 159.95	$ 7.96	$ 1.40	$ 4.61	$ 149.59
2g	Commercial and Multi-family Recyclables	Single-stream and Single-stream Recyclables Service	3 Cubic Yard Bin	3 pick-up per week	$ 40.93	$ 7.22	$ 48.15	$ 101.91	$ 17.98	$ 18.67	$ 186.72	$ 16.07	$ 3.35	$ 14.06	$ 220.20	$ 10.96	$ 1.92	$ 6.34	$ 205.94
2g	Commercial and Multi-family Recyclables	Single-stream and Single-stream Recyclables Service	3 Cubic Yard Bin	4 pick-up per week	$ 49.45	$ 8.73	$ 58.18	$ 135.88	$ 23.98	$ 24.23	$ 242.27	$ 20.85	$ 4.34	$ 18.25	$ 285.72	$ 14.22	$ 2.49	$ 8.23	$ 267.22

2. Commercial and Multi-Family Single-Material and Single-Stream Recyclables

					Collection Component (85% Labor and 15% Fuel)			Processing Component	Disposal Component	Non-escalating Capital Component	Total Base Rate				Total Laguna Hills Rate	Lake Forest Regulatory	Lake Forest		Total Lake Forest Rate
2g	Commercial and Multi-family Recyclables	Single-stream and Single-stream Recyclables Service	3 Cubic Yard Bin	5 pick-up per week	$ 57.55	$ 10.16	$ 67.71	$ 169.86	$ 29.97	$ 29.73	$ 297.26	$ 25.59	$ 5.33	$ 22.39	$ 350.57	$ 17.45	$ 3.06	$ 10.10	$ 327.87
2g	Commercial and Multi-family Recyclables	Single-stream and Single-stream Recyclables Service	3 Cubic Yard Bin	6 pick-up per week	$ 65.23	$ 11.51	$ 76.74	$ 203.83	$ 35.97	$ 35.17	$ 351.70	$ 30.27	$ 6.31	$ 26.49	$ 414.77	$ 20.64	$ 3.62	$ 11.95	$ 387.92
2h	Commercial and Multi-family Recyclables	Single-stream and Single-stream Recyclables Service	4 Cubic Yard Bin	1 pick-up per week	$ 35.53	$ 6.27	$ 41.80	$ 45.29	$ 7.99	$ 10.56	$ 105.65	$ 9.09	$ 1.89	$ 7.96	$ 124.59	$ 6.20	$ 1.09	$ 3.59	$ 116.53
2h	Commercial and Multi-family Recyclables	Single-stream and Single-stream Recyclables Service	4 Cubic Yard Bin	2 pick-up per week	$ 47.75	$ 8.43	$ 56.17	$ 90.59	$ 15.99	$ 18.08	$ 180.83	$ 15.57	$ 3.24	$ 13.62	$ 213.26	$ 10.61	$ 1.86	$ 6.14	$ 199.45
2h	Commercial and Multi-family Recyclables	Single-stream and Single-stream Recyclables Service	4 Cubic Yard Bin	3 pick-up per week	$ 54.57	$ 9.63	$ 64.20	$ 135.88	$ 23.98	$ 24.90	$ 248.96	$ 21.43	$ 4.46	$ 18.75	$ 293.60	$ 14.61	$ 2.56	$ 8.46	$ 274.59
2h	Commercial and Multi-family Recyclables	Single-stream and Single-stream Recyclables Service	4 Cubic Yard Bin	4 pick-up per week	$ 65.94	$ 11.64	$ 77.57	$ 181.18	$ 31.97	$ 32.30	$ 323.03	$ 27.81	$ 5.79	$ 24.33	$ 380.95	$ 18.96	$ 3.33	$ 10.98	$ 356.29
2h	Commercial and Multi-family Recyclables	Single-stream and Single-stream Recyclables Service	4 Cubic Yard Bin	5 pick-up per week	$ 76.74	$ 13.54	$ 90.28	$ 226.47	$ 39.97	$ 39.64	$ 396.35	$ 34.12	$ 7.11	$ 29.85	$ 467.43	$ 23.26	$ 4.08	$ 13.47	$ 437.17
2h	Commercial and Multi-family Recyclables	Single-stream and Single-stream Recyclables Service	4 Cubic Yard Bin	6 pick-up per week	$ 86.97	$ 15.35	$ 102.32	$ 271.77	$ 47.96	$ 46.89	$ 468.94	$ 40.36	$ 8.41	$ 35.32	$ 553.03	$ 27.52	$ 4.83	$ 15.94	$ 517.22
2i	Commercial and Multi-family Recyclables	Single-stream and Single-stream Recyclables Service	6 Cubic Yard Bin	1 pick-up per week	$ 53.29	$ 9.40	$ 62.69	$ 67.94	$ 11.99	$ 15.85	$ 158.47	$ 13.64	$ 2.84	$ 11.94	$ 186.89	$ 9.30	$ 1.63	$ 5.39	$ 174.79
2i	Commercial and Multi-family Recyclables	Single-stream and Single-stream Recyclables Service	6 Cubic Yard Bin	2 pick-up per week	$ 71.62	$ 12.64	$ 84.26	$ 135.88	$ 23.98	$ 27.12	$ 271.25	$ 23.35	$ 4.86	$ 20.43	$ 319.89	$ 15.92	$ 2.79	$ 9.22	$ 299.18
2i	Commercial and Multi-family Recyclables	Single-stream and Single-stream Recyclables Service	6 Cubic Yard Bin	3 pick-up per week	$ 81.85	$ 14.44	$ 96.30	$ 203.83	$ 35.97	$ 37.34	$ 373.44	$ 32.14	$ 6.70	$ 28.13	$ 440.40	$ 21.92	$ 3.85	$ 12.69	$ 411.89
2i	Commercial and Multi-family Recyclables	Single-stream and Single-stream Recyclables Service	6 Cubic Yard Bin	4 pick-up per week	$ 98.90	$ 17.45	$ 116.36	$ 271.77	$ 47.96	$ 48.45	$ 484.54	$ 41.71	$ 8.69	$ 36.49	$ 571.43	$ 28.44	$ 4.99	$ 16.47	$ 534.43
2i	Commercial and Multi-family Recyclables	Single-stream and Single-stream Recyclables Service	6 Cubic Yard Bin	5 pick-up per week	$ 115.10	$ 20.31	$ 135.42	$ 339.71	$ 59.95	$ 59.45	$ 594.53	$ 51.18	$ 10.66	$ 44.78	$ 701.14	$ 34.90	$ 6.12	$ 20.20	$ 655.75
2i	Commercial and Multi-family Recyclables	Single-stream and Single-stream Recyclables Service	6 Cubic Yard Bin	6 pick-up per week	$ 130.45	$ 23.02	$ 153.47	$ 407.65	$ 71.94	$ 70.34	$ 703.40	$ 60.55	$ 12.61	$ 52.98	$ 829.54	$ 41.29	$ 7.24	$ 23.90	$ 775.84

3. Commercial and Multi-Family Source-separated Food Scraps

*Note: Food scraps will only be collected in 35-gal, 65-gal, 1-yard, 1.5 yard, and 2-yard containers. Food scraps will **not** be collected as part of split bin service.*

#	Sector/Stream	Description	Size	Frequency of Collection	Collection Component (85% Labor and 15% Fuel)			Processing Component	Disposal Component	Non-escalating Capital Component	Total Base Rate	Laguna Hills Regulatory Compliance Cost Component	Laguna Hills Procurement Cost Component	Laguna Hills Pavement Impact Cost Component	Total Laguna Hills Rate	Compliance Cost Component	Procurement Cost Component	Lake Forest Pavement Impact Cost Component	Total Lake Forest Rate
					Labor	Fuel	Collection	Composting											
3a	Commercial and Multi-family Food Scraps	Source-separated Food Scraps	35-gallon Cart	1 pick-up per week	$ 25.90	$ 4.57	$ 30.48	$ 1.96	$ 0.35	$ 3.64	$ 36.43	$ 3.14	$ 0.65	$ 2.74	$ 42.96	$ 2.14	$ 0.38	$ 1.24	$ 40.18
3a	Commercial and Multi-family Food Scraps	Source-separated Food Scraps	35-gallon Cart	2 pick-up per week	$ 34.82	$ 6.14	$ 40.96	$ 3.92	$ 0.69	$ 5.06	$ 50.64	$ 4.36	$ 0.91	$ 3.81	$ 59.72	$ 2.97	$ 0.52	$ 1.72	$ 55.85
3a	Commercial and Multi-family Food Scraps	Source-separated Food Scraps	35-gallon Cart	3 pick-up per week	$ 39.79	$ 7.02	$ 46.81	$ 5.89	$ 1.04	$ 5.97	$ 59.71	$ 5.14	$ 1.07	$ 4.50	$ 70.41	$ 3.50	$ 0.61	$ 2.03	$ 65.85
3a	Commercial and Multi-family Food Scraps	Source-separated Food Scraps	35-gallon Cart	4 pick-up per week	$ 48.08	$ 8.48	$ 56.56	$ 7.85	$ 1.38	$ 7.31	$ 73.11	$ 6.29	$ 1.31	$ 5.51	$ 86.22	$ 4.29	$ 0.75	$ 2.48	$ 80.63
3a	Commercial and Multi-family Food Scraps	Source-separated Food Scraps	35-gallon Cart	5 pick-up per week	$ 55.95	$ 9.87	$ 65.83	$ 9.81	$ 1.73	$ 8.60	$ 85.97	$ 7.40	$ 1.54	$ 6.47	$ 101.38	$ 5.05	$ 0.89	$ 2.92	$ 94.82
3a	Commercial and Multi-family Food Scraps	Source-separated Food Scraps	35-gallon Cart	6 pick-up per week	$ 63.41	$ 11.19	$ 74.60	$ 11.77	$ 2.08	$ 9.83	$ 98.28	$ 8.46	$ 1.76	$ 7.40	$ 115.91	$ 5.77	$ 1.01	$ 3.34	$ 108.40
3b	Commercial and Multi-family Food Scraps	Source-separated Food Scraps	65-gallon Cart	1 pick-up per week	$ 25.90	$ 4.57	$ 30.48	$ 3.64	$ 0.64	$ 3.86	$ 38.63	$ 3.32	$ 0.69	$ 2.91	$ 45.55	$ 2.27	$ 0.40	$ 1.31	$ 42.60
3b	Commercial and Multi-family Food Scraps	Source-separated Food Scraps	65-gallon Cart	2 pick-up per week	$ 34.82	$ 6.14	$ 40.96	$ 7.29	$ 1.29	$ 5.50	$ 55.04	$ 4.74	$ 0.99	$ 4.15	$ 64.91	$ 3.23	$ 0.57	$ 1.87	$ 60.70
3b	Commercial and Multi-family Food Scraps	Source-separated Food Scraps	65-gallon Cart	3 pick-up per week	$ 39.79	$ 7.02	$ 46.81	$ 10.93	$ 1.93	$ 6.63	$ 66.30	$ 5.71	$ 1.19	$ 4.99	$ 78.19	$ 3.89	$ 0.68	$ 2.25	$ 73.13
3b	Commercial and Multi-family Food Scraps	Source-separated Food Scraps	65-gallon Cart	4 pick-up per week	$ 48.08	$ 8.48	$ 56.56	$ 14.58	$ 2.57	$ 8.19	$ 81.90	$ 7.05	$ 1.47	$ 6.17	$ 96.59	$ 4.81	$ 0.84	$ 2.78	$ 90.33
3b	Commercial and Multi-family Food Scraps	Source-separated Food Scraps	65-gallon Cart	5 pick-up per week	$ 55.95	$ 9.87	$ 65.83	$ 18.22	$ 3.22	$ 9.70	$ 96.96	$ 8.35	$ 1.74	$ 7.30	$ 114.34	$ 5.69	$ 1.00	$ 3.29	$ 106.94
3b	Commercial and Multi-family Food Scraps	Source-separated Food Scraps	65-gallon Cart	6 pick-up per week	$ 63.41	$ 11.19	$ 74.60	$ 21.86	$ 3.86	$ 11.15	$ 111.47	$ 9.60	$ 2.00	$ 8.40	$ 131.46	$ 6.54	$ 1.15	$ 3.79	$ 122.95
3c	Commercial and Multi-family Food Scraps	Source-separated Food Scraps	1 Cubic Yard Bin	1 pick-up per week	$ 25.90	$ 4.57	$ 30.48	$ 5.33	$ 0.94	$ 4.08	$ 40.82	$ 3.51	$ 0.73	$ 3.07	$ 48.14	$ 2.40	$ 0.42	$ 1.39	$ 45.03
3c	Commercial and Multi-family Food Scraps	Source-separated Food Scraps	1 Cubic Yard Bin	2 pick-up per week	$ 34.82	$ 6.14	$ 40.96	$ 10.65	$ 1.88	$ 5.94	$ 59.43	$ 5.12	$ 1.07	$ 4.48	$ 70.09	$ 3.49	$ 0.61	$ 2.02	$ 65.55
3c	Commercial and Multi-family Food Scraps	Source-separated Food Scraps	1 Cubic Yard Bin	3 pick-up per week	$ 39.79	$ 7.02	$ 46.81	$ 15.98	$ 2.82	$ 7.29	$ 72.90	$ 6.27	$ 1.31	$ 5.49	$ 85.97	$ 4.28	$ 0.75	$ 2.48	$ 80.40
3c	Commercial and Multi-family Food Scraps	Source-separated Food Scraps	1 Cubic Yard Bin	4 pick-up per week	$ 48.08	$ 8.48	$ 56.56	$ 21.30	$ 3.76	$ 9.07	$ 90.69	$ 7.81	$ 1.63	$ 6.83	$ 106.96	$ 5.32	$ 0.93	$ 3.08	$ 100.03
3c	Commercial and Multi-family Food Scraps	Source-separated Food Scraps	1 Cubic Yard Bin	5 pick-up per week	$ 55.95	$ 9.87	$ 65.83	$ 26.63	$ 4.70	$ 10.79	$ 107.95	$ 9.29	$ 1.94	$ 8.13	$ 127.31	$ 6.34	$ 1.11	$ 3.67	$ 119.06
3c	Commercial and Multi-family Food Scraps	Source-separated Food Scraps	1 Cubic Yard Bin	6 pick-up per week	$ 63.41	$ 11.19	$ 74.60	$ 31.95	$ 5.64	$ 12.47	$ 124.66	$ 10.73	$ 2.24	$ 9.39	$ 147.02	$ 7.32	$ 1.28	$ 4.24	$ 137.50
3d	Commercial and Multi-family Food Scraps	Source-separated Food Scraps	1.5 Cubic Yard Bin	1 pick-up per week	$ 20.72	$ 3.66	$ 24.38	$ 11.32	$ 2.00	$ 4.19	$ 41.89	$ 3.61	$ 0.75	$ 3.16	$ 49.40	$ 2.46	$ 0.43	$ 1.42	$ 46.21
3d	Commercial and Multi-family Food Scraps	Source-separated Food Scraps	1.5 Cubic Yard Bin	2 pick-up per week	$ 27.85	$ 4.92	$ 32.77	$ 22.65	$ 4.00	$ 6.60	$ 66.01	$ 5.68	$ 1.18	$ 4.97	$ 77.85	$ 3.87	$ 0.68	$ 2.24	$ 72.81
3d	Commercial and Multi-family Food Scraps	Source-separated Food Scraps	1.5 Cubic Yard Bin	3 pick-up per week	$ 31.83	$ 5.62	$ 37.45	$ 33.97	$ 5.99	$ 8.60	$ 86.02	$ 7.40	$ 1.54	$ 6.48	$ 101.44	$ 5.05	$ 0.89	$ 2.92	$ 94.87
3d	Commercial and Multi-family Food Scraps	Source-separated Food Scraps	1.5 Cubic Yard Bin	4 pick-up per week	$ 38.46	$ 6.79	$ 45.25	$ 45.29	$ 7.99	$ 10.95	$ 109.49	$ 9.42	$ 1.96	$ 8.25	$ 129.12	$ 6.43	$ 1.13	$ 3.72	$ 120.76
3d	Commercial and Multi-family Food Scraps	Source-separated Food Scraps	1.5 Cubic Yard Bin	5 pick-up per week	$ 44.76	$ 7.90	$ 52.66	$ 56.62	$ 9.99	$ 13.25	$ 132.52	$ 11.41	$ 2.38	$ 9.98	$ 156.29	$ 7.78	$ 1.36	$ 4.50	$ 146.17
3d	Commercial and Multi-family Food Scraps	Source-separated Food Scraps	1.5 Cubic Yard Bin	6 pick-up per week	$ 50.73	$ 8.95	$ 59.68	$ 67.94	$ 11.99	$ 15.51	$ 155.13	$ 13.35	$ 2.78	$ 11.68	$ 182.95	$ 9.11	$ 1.60	$ 5.27	$ 171.10
3e	Commercial and Multi-family Food Scraps	Source-separated Food Scraps	2 Cubic Yard Bin	1 pick-up per week	$ 20.72	$ 3.66	$ 24.38	$ 16.99	$ 3.00	$ 4.93	$ 49.29	$ 4.24	$ 0.88	$ 3.71	$ 58.13	$ 2.89	$ 0.51	$ 1.68	$ 54.37
3e	Commercial and Multi-family Food Scraps	Source-separated Food Scraps	2 Cubic Yard Bin	2 pick-up per week	$ 27.85	$ 4.92	$ 32.77	$ 33.97	$ 5.99	$ 8.08	$ 80.81	$ 6.96	$ 1.45	$ 6.09	$ 95.31	$ 4.74	$ 0.83	$ 2.75	$ 89.14
3e	Commercial and Multi-family Food Scraps	Source-separated Food Scraps	2 Cubic Yard Bin	3 pick-up per week	$ 31.83	$ 5.62	$ 37.45	$ 50.96	$ 8.99	$ 10.82	$ 108.22	$ 9.32	$ 1.94	$ 8.15	$ 127.63	$ 6.35	$ 1.11	$ 3.68	$ 119.36
3e	Commercial and Multi-family Food Scraps	Source-separated Food Scraps	2 Cubic Yard Bin	4 pick-up per week	$ 38.46	$ 6.79	$ 45.25	$ 67.94	$ 11.99	$ 13.91	$ 139.09	$ 11.97	$ 2.49	$ 10.48	$ 164.03	$ 8.16	$ 1.43	$ 4.73	$ 153.41
3e	Commercial and Multi-family Food Scraps	Source-separated Food Scraps	2 Cubic Yard Bin	5 pick-up per week	$ 44.76	$ 7.90	$ 52.66	$ 84.93	$ 14.99	$ 16.95	$ 169.53	$ 14.59	$ 3.04	$ 12.77	$ 199.93	$ 9.95	$ 1.75	$ 5.76	$ 186.99
3e	Commercial and Multi-family Food Scraps	Source-separated Food Scraps	2 Cubic Yard Bin	6 pick-up per week	$ 50.73	$ 8.95	$ 59.68	$ 101.91	$ 17.98	$ 19.95	$ 199.53	$ 17.18	$ 3.58	$ 15.03	$ 235.32	$ 11.71	$ 2.05	$ 6.78	$ 220.08

4. Commercial and Multi-Family Source-separated Yard Trimmings

*Note: Yard Trimmings will only be collected in 35-gal, 65-gal, 1-yard, 1.5 yard, and 2-yard containers. Food scraps will **not** be collected as part of split bin service.*

#	Sector/Stream	Description	Size	Frequency of Collection	Collection Component (85% Labor and 15% Fuel)			Processing Component	Disposal Component	Non-escalating Capital Component	Total Base Rate	Laguna Hills Regulatory Compliance Cost Component	Laguna Hills Procurement Cost Component	Laguna Hills Pavement Impact Cost Component	Total Laguna Hills Rate	Compliance Cost Component	Procurement Cost Component	Lake Forest Pavement Impact Cost Component	Total Lake Forest Rate
					Labor	Fuel	Collection	Composting											
4a	Commercial and Multi-family Yard Trimmings	Source-separated Yard Trimmings	35-gallon Cart	1 pick-up per week	$ 25.90	$ 4.57	$ 30.48	$ 1.96	$ 0.35	$ 3.64	$ 36.43	$ 3.14	$ 0.65	$ 2.74	$ 42.96	$ 2.14	$ 0.38	$ 1.24	$ 40.18
4a	Commercial and Multi-family Yard Trimmings	Source-separated Yard Trimmings	35-gallon Cart	2 pick-up per week	$ 34.82	$ 6.14	$ 40.96	$ 3.92	$ 0.69	$ 5.06	$ 50.64	$ 4.36	$ 0.91	$ 3.81	$ 59.72	$ 2.97	$ 0.52	$ 1.72	$ 55.85
4a	Commercial and Multi-family Yard Trimmings	Source-separated Yard Trimmings	35-gallon Cart	3 pick-up per week	$ 39.79	$ 7.02	$ 46.81	$ 5.89	$ 1.04	$ 5.97	$ 59.71	$ 5.14	$ 1.07	$ 4.50	$ 70.41	$ 3.50	$ 0.61	$ 2.03	$ 65.85
4a	Commercial and Multi-family Yard Trimmings	Source-separated Yard Trimmings	35-gallon Cart	4 pick-up per week	$ 48.08	$ 8.48	$ 56.56	$ 7.85	$ 1.38	$ 7.31	$ 73.11	$ 6.29	$ 1.31	$ 5.51	$ 86.22	$ 4.29	$ 0.75	$ 2.48	$ 80.63
4a	Commercial and Multi-family Yard Trimmings	Source-separated Yard Trimmings	35-gallon Cart	5 pick-up per week	$ 55.95	$ 9.87	$ 65.83	$ 9.81	$ 1.73	$ 8.60	$ 85.97	$ 7.40	$ 1.54	$ 6.47	$ 101.38	$ 5.05	$ 0.89	$ 2.92	$ 94.82
4a	Commercial and Multi-family Yard Trimmings	Source-separated Yard Trimmings	35-gallon Cart	6 pick-up per week	$ 63.41	$ 11.19	$ 74.60	$ 11.77	$ 2.08	$ 9.83	$ 98.28	$ 8.46	$ 1.76	$ 7.40	$ 115.91	$ 5.77	$ 1.01	$ 3.34	$ 108.40
4b	Commercial and Multi-family Yard Trimmings	Source-separated Yard Trimmings	65-gallon Cart	1 pick-up per week	$ 25.90	$ 4.57	$ 30.48	$ 3.64	$ 0.64	$ 3.86	$ 38.63	$ 3.32	$ 0.69	$ 2.91	$ 45.55	$ 2.27	$ 0.40	$ 1.31	$ 42.60
4b	Commercial and Multi-family Yard Trimmings	Source-separated Yard Trimmings	65-gallon Cart	2 pick-up per week	$ 34.82	$ 6.14	$ 40.96	$ 7.29	$ 1.29	$ 5.50	$ 55.04	$ 4.74	$ 0.99	$ 4.15	$ 64.91	$ 3.23	$ 0.57	$ 1.87	$ 60.70
4b	Commercial and Multi-family Yard Trimmings	Source-separated Yard Trimmings	65-gallon Cart	3 pick-up per week	$ 39.79	$ 7.02	$ 46.81	$ 10.93	$ 1.93	$ 6.63	$ 66.30	$ 5.71	$ 1.19	$ 4.99	$ 78.19	$ 3.89	$ 0.68	$ 2.25	$ 73.13
4b	Commercial and Multi-family Yard Trimmings	Source-separated Yard Trimmings	65-gallon Cart	4 pick-up per week	$ 48.08	$ 8.48	$ 56.56	$ 14.58	$ 2.57	$ 8.19	$ 81.90	$ 7.05	$ 1.47	$ 6.17	$ 96.59	$ 4.81	$ 0.84	$ 2.78	$ 90.33
4b	Commercial and Multi-family Yard Trimmings	Source-separated Yard Trimmings	65-gallon Cart	5 pick-up per week	$ 55.95	$ 9.87	$ 65.83	$ 18.22	$ 3.22	$ 9.70	$ 96.96	$ 8.35	$ 1.74	$ 7.30	$ 114.34	$ 5.69	$ 1.00	$ 3.29	$ 106.94
4b	Commercial and Multi-family Yard Trimmings	Source-separated Yard Trimmings	65-gallon Cart	6 pick-up per week	$ 63.41	$ 11.19	$ 74.60	$ 21.86	$ 3.86	$ 11.15	$ 111.47	$ 9.60	$ 2.00	$ 8.40	$ 131.46	$ 6.54	$ 1.15	$ 3.79	$ 122.95

2. Commercial and Multi-Family Single-Material and Single-Stream Recyclables

					Collection Component (85% Labor and 15% Fuel)			Processing Component		Non-escalating Capital						Lake Forest Regulatory	Lake Forest		
4c	Commercial and Multi-family Yard Trimmings	Source-separated Yard Trimmings	1 Cubic Yard Bin	1 pick-up per week	$ 25.90	$ 4.57	$ 30.48	$ 5.33	$ 0.94	$ 4.08	$ 40.82	$ 3.51	$ 0.73	$ 3.07	$ 48.14	$ 2.40	$ 0.42	$ 1.39	$ 45.03
4c	Commercial and Multi-family Yard Trimmings	Source-separated Yard Trimmings	1 Cubic Yard Bin	2 pick-up per week	$ 34.82	$ 6.14	$ 40.96	$ 10.65	$ 1.88	$ 5.94	$ 59.43	$ 5.12	$ 1.07	$ 4.48	$ 70.09	$ 3.49	$ 0.61	$ 2.02	$ 65.55
4c	Commercial and Multi-family Yard Trimmings	Source-separated Yard Trimmings	1 Cubic Yard Bin	3 pick-up per week	$ 39.79	$ 7.02	$ 46.81	$ 15.98	$ 2.82	$ 7.29	$ 72.90	$ 6.27	$ 1.31	$ 5.49	$ 85.97	$ 4.28	$ 0.75	$ 2.48	$ 80.40
4c	Commercial and Multi-family Yard Trimmings	Source-separated Yard Trimmings	1 Cubic Yard Bin	4 pick-up per week	$ 48.08	$ 8.48	$ 56.56	$ 21.30	$ 3.76	$ 9.07	$ 90.69	$ 7.81	$ 1.63	$ 6.83	$ 106.96	$ 5.32	$ 0.93	$ 3.08	$ 100.03
4c	Commercial and Multi-family Yard Trimmings	Source-separated Yard Trimmings	1 Cubic Yard Bin	5 pick-up per week	$ 55.95	$ 9.87	$ 65.83	$ 26.63	$ 4.70	$ 10.79	$ 107.95	$ 9.29	$ 1.94	$ 8.13	$ 127.31	$ 6.34	$ 1.11	$ 3.67	$ 119.06
4c	Commercial and Multi-family Yard Trimmings	Source-separated Yard Trimmings	1 Cubic Yard Bin	6 pick-up per week	$ 63.41	$ 11.19	$ 74.60	$ 31.95	$ 5.64	$ 12.47	$ 124.66	$ 10.73	$ 2.24	$ 9.39	$ 147.02	$ 7.32	$ 1.28	$ 4.24	$ 137.50
4d	Commercial and Multi-family Yard Trimmings	Source-separated Yard Trimmings	1.5 Cubic Yard Bin	1 pick-up per week	$ 20.72	$ 3.66	$ 24.38	$ 11.32	$ 2.00	$ 4.19	$ 41.89	$ 3.61	$ 0.75	$ 3.16	$ 49.40	$ 2.46	$ 0.43	$ 1.42	$ 46.21
4d	Commercial and Multi-family Yard Trimmings	Source-separated Yard Trimmings	1.5 Cubic Yard Bin	2 pick-up per week	$ 27.85	$ 4.92	$ 32.77	$ 22.65	$ 4.00	$ 6.60	$ 66.01	$ 5.68	$ 1.18	$ 4.97	$ 77.85	$ 3.87	$ 0.68	$ 2.24	$ 72.81
4d	Commercial and Multi-family Yard Trimmings	Source-separated Yard Trimmings	1.5 Cubic Yard Bin	3 pick-up per week	$ 31.83	$ 5.62	$ 37.45	$ 33.97	$ 5.99	$ 8.60	$ 86.02	$ 7.40	$ 1.54	$ 6.48	$ 101.44	$ 5.05	$ 0.89	$ 2.92	$ 94.87
4d	Commercial and Multi-family Yard Trimmings	Source-separated Yard Trimmings	1.5 Cubic Yard Bin	4 pick-up per week	$ 38.46	$ 6.79	$ 45.25	$ 45.29	$ 7.99	$ 10.95	$ 109.49	$ 9.42	$ 1.96	$ 8.25	$ 129.12	$ 6.43	$ 1.13	$ 3.72	$ 120.76
4d	Commercial and Multi-family Yard Trimmings	Source-separated Yard Trimmings	1.5 Cubic Yard Bin	5 pick-up per week	$ 44.76	$ 7.90	$ 52.66	$ 56.62	$ 9.99	$ 13.25	$ 132.52	$ 11.41	$ 2.38	$ 9.98	$ 156.29	$ 7.78	$ 1.36	$ 4.50	$ 146.17
4d	Commercial and Multi-family Yard Trimmings	Source-separated Yard Trimmings	1.5 Cubic Yard Bin	6 pick-up per week	$ 50.73	$ 8.95	$ 59.68	$ 67.94	$ 11.99	$ 15.51	$ 155.13	$ 13.35	$ 2.78	$ 11.68	$ 182.95	$ 9.11	$ 1.60	$ 5.27	$ 171.10
4e	Commercial and Multi-family Yard Trimmings	Source-separated Yard Trimmings	2 Cubic Yard Bin	1 pick-up per week	$ 20.72	$ 3.66	$ 24.38	$ 16.99	$ 3.00	$ 4.93	$ 49.29	$ 4.24	$ 0.88	$ 3.71	$ 58.13	$ 2.89	$ 0.51	$ 1.68	$ 54.37
4e	Commercial and Multi-family Yard Trimmings	Source-separated Yard Trimmings	2 Cubic Yard Bin	2 pick-up per week	$ 27.85	$ 4.92	$ 32.77	$ 33.97	$ 5.99	$ 8.08	$ 80.81	$ 6.96	$ 1.45	$ 6.09	$ 95.31	$ 4.74	$ 0.83	$ 2.75	$ 89.14
4e	Commercial and Multi-family Yard Trimmings	Source-separated Yard Trimmings	2 Cubic Yard Bin	3 pick-up per week	$ 31.83	$ 5.62	$ 37.45	$ 50.96	$ 8.99	$ 10.82	$ 108.22	$ 9.32	$ 1.94	$ 8.15	$ 127.63	$ 6.35	$ 1.11	$ 3.68	$ 119.36
4e	Commercial and Multi-family Yard Trimmings	Source-separated Yard Trimmings	2 Cubic Yard Bin	4 pick-up per week	$ 38.46	$ 6.79	$ 45.25	$ 67.94	$ 11.99	$ 13.91	$ 139.09	$ 11.97	$ 2.49	$ 10.48	$ 164.03	$ 8.16	$ 1.43	$ 4.73	$ 153.41
4e	Commercial and Multi-family Yard Trimmings	Source-separated Yard Trimmings	2 Cubic Yard Bin	5 pick-up per week	$ 44.76	$ 7.90	$ 52.66	$ 84.93	$ 14.99	$ 16.95	$ 169.53	$ 14.59	$ 3.04	$ 12.77	$ 199.93	$ 9.95	$ 1.75	$ 5.76	$ 186.99
4e	Commercial and Multi-family Yard Trimmings	Source-separated Yard Trimmings	2 Cubic Yard Bin	6 pick-up per week	$ 50.73	$ 8.95	$ 59.68	$ 101.91	$ 17.98	$ 19.95	$ 199.53	$ 17.18	$ 3.58	$ 15.03	$ 235.32	$ 11.71	$ 2.05	$ 6.78	$ 220.08
4f	Commercial and Multi-family Yard Trimmings	Source-separated Yard Trimmings	3 Cubic Yard Bin	1 pick-up per week	$ 26.64	$ 4.70	$ 31.35	$ 33.97	$ 5.99	$ 7.92	$ 79.24	$ 6.82	$ 1.42	$ 5.97	$ 93.45	$ 4.65	$ 0.82	$ 2.69	$ 87.40
4f	Commercial and Multi-family Yard Trimmings	Source-separated Yard Trimmings	3 Cubic Yard Bin	2 pick-up per week	$ 35.81	$ 6.32	$ 42.13	$ 67.94	$ 11.99	$ 13.56	$ 135.62	$ 11.67	$ 2.43	$ 10.21	$ 159.95	$ 7.96	$ 1.40	$ 4.61	$ 149.59
4f	Commercial and Multi-family Yard Trimmings	Source-separated Yard Trimmings	3 Cubic Yard Bin	3 pick-up per week	$ 40.93	$ 7.22	$ 48.15	$ 101.91	$ 17.98	$ 18.67	$ 186.72	$ 16.07	$ 3.35	$ 14.06	$ 220.20	$ 10.96	$ 1.92	$ 6.34	$ 205.94
4f	Commercial and Multi-family Yard Trimmings	Source-separated Yard Trimmings	3 Cubic Yard Bin	4 pick-up per week	$ 49.45	$ 8.73	$ 58.18	$ 135.88	$ 23.98	$ 24.23	$ 242.27	$ 20.85	$ 4.34	$ 18.25	$ 285.72	$ 14.22	$ 2.49	$ 8.23	$ 267.22
4f	Commercial and Multi-family Yard Trimmings	Source-separated Yard Trimmings	3 Cubic Yard Bin	5 pick-up per week	$ 57.55	$ 10.16	$ 67.71	$ 169.86	$ 29.97	$ 29.73	$ 297.26	$ 25.59	$ 5.33	$ 22.39	$ 350.57	$ 17.45	$ 3.06	$ 10.10	$ 327.87
4f	Commercial and Multi-family Yard Trimmings	Source-separated Yard Trimmings	3 Cubic Yard Bin	6 pick-up per week	$ 65.23	$ 11.51	$ 76.74	$ 203.83	$ 35.97	$ 35.17	$ 351.70	$ 30.27	$ 6.31	$ 26.49	$ 414.77	$ 20.64	$ 3.62	$ 11.95	$ 387.92
4g	Commercial and Multi-family Yard Trimmings	Source-separated Yard Trimmings	4 Cubic Yard Bin	1 pick-up per week	$ 35.53	$ 6.27	$ 41.80	$ 45.29	$ 7.99	$ 10.56	$ 105.65	$ 9.09	$ 1.89	$ 7.96	$ 124.59	$ 6.20	$ 1.09	$ 3.59	$ 116.53
4g	Commercial and Multi-family Yard Trimmings	Source-separated Yard Trimmings	4 Cubic Yard Bin	2 pick-up per week	$ 47.75	$ 8.43	$ 56.17	$ 90.59	$ 15.99	$ 18.08	$ 180.83	$ 15.57	$ 3.24	$ 13.62	$ 213.26	$ 10.61	$ 1.86	$ 6.14	$ 199.45
4g	Commercial and Multi-family Yard Trimmings	Source-separated Yard Trimmings	4 Cubic Yard Bin	3 pick-up per week	$ 54.57	$ 9.63	$ 64.20	$ 135.88	$ 23.98	$ 24.90	$ 248.96	$ 21.43	$ 4.46	$ 18.75	$ 293.60	$ 14.61	$ 2.56	$ 8.46	$ 274.59
4g	Commercial and Multi-family Yard Trimmings	Source-separated Yard Trimmings	4 Cubic Yard Bin	4 pick-up per week	$ 65.94	$ 11.64	$ 77.57	$ 181.18	$ 31.97	$ 32.30	$ 323.03	$ 27.81	$ 5.79	$ 24.33	$ 380.95	$ 18.96	$ 3.33	$ 10.98	$ 356.29
4g	Commercial and Multi-family Yard Trimmings	Source-separated Yard Trimmings	4 Cubic Yard Bin	5 pick-up per week	$ 76.74	$ 13.54	$ 90.28	$ 226.47	$ 39.97	$ 39.64	$ 396.35	$ 34.12	$ 7.11	$ 29.85	$ 467.43	$ 23.26	$ 4.08	$ 13.47	$ 437.17
4g	Commercial and Multi-family Yard Trimmings	Source-separated Yard Trimmings	4 Cubic Yard Bin	6 pick-up per week	$ 86.97	$ 15.35	$ 102.32	$ 271.77	$ 47.96	$ 46.89	$ 468.94	$ 40.36	$ 8.41	$ 35.32	$ 553.03	$ 27.52	$ 4.83	$ 15.94	$ 517.22

5. Commercial and Multi-Family Co-collected Food Scraps and Yard Trimmings and Stable Bedding and Manure

Note: Co-collected Food Scraps and Yard Trimmings will only be collected in 35-gal, 65-gal, 1-yard, 1.5 yard, and 2-yard containers. Co-collected Food Scraps and Yard Trimmings will not be collected as part of split bin service.

					Collection Component (85% Labor and 15% Fuel)			Processing Component											
#	Sector/Stream	Description	Size	Frequency of Collection	Labor	Fuel	Collection	Composting	Disposal Component	Non-escalating Capital Component	Total Base Rate	Laguna Hills Regulatory Compliance Cost Component	Laguna Hills Procurement Cost Component	Laguna Hills Pavement Impact Cost Component	Total Laguna Hills Rate	Lake Forest Regulatory Compliance Cost Component	Lake Forest Procurement Cost Component	Lake Forest Pavement Impact Cost Component	Total Lake Forest Rate
5a	Commercial and Multi-family Co-collected Food Scraps and Yard Trimmings	Co-collected Food Scraps and Yard Trimmings	35-gallon Cart	1 pick-up per week	$ 25.90	$ 4.57	$ 30.48	$ 1.96	$ 0.35	$ 3.64	$ 36.43	$ 3.14	$ 0.65	$ 2.74	$ 42.96	$ 2.14	$ 0.38	$ 1.24	$ 40.18
5a	Commercial and Multi-family Co-collected Food Scraps and Yard Trimmings	Co-collected Food Scraps and Yard Trimmings	35-gallon Cart	2 pick-up per week	$ 34.82	$ 6.14	$ 40.96	$ 3.92	$ 0.69	$ 5.06	$ 50.64	$ 4.36	$ 0.91	$ 3.81	$ 59.72	$ 2.97	$ 0.52	$ 1.72	$ 55.85
5a	Commercial and Multi-family Co-collected Food Scraps and Yard Trimmings	Co-collected Food Scraps and Yard Trimmings	35-gallon Cart	3 pick-up per week	$ 39.79	$ 7.02	$ 46.81	$ 5.89	$ 1.04	$ 5.97	$ 59.71	$ 5.14	$ 1.07	$ 4.50	$ 70.41	$ 3.50	$ 0.61	$ 2.03	$ 65.85
5a	Commercial and Multi-family Co-collected Food Scraps and Yard Trimmings	Co-collected Food Scraps and Yard Trimmings	35-gallon Cart	4 pick-up per week	$ 48.08	$ 8.48	$ 56.56	$ 7.85	$ 1.38	$ 7.31	$ 73.11	$ 6.29	$ 1.31	$ 5.51	$ 86.22	$ 4.29	$ 0.75	$ 2.48	$ 80.63
5a	Commercial and Multi-family Co-collected Food Scraps and Yard Trimmings	Co-collected Food Scraps and Yard Trimmings	35-gallon Cart	5 pick-up per week	$ 55.95	$ 9.87	$ 65.83	$ 9.81	$ 1.73	$ 8.60	$ 85.97	$ 7.40	$ 1.54	$ 6.47	$ 101.38	$ 5.05	$ 0.89	$ 2.92	$ 94.82
5a	Commercial and Multi-family Co-collected Food Scraps and Yard Trimmings	Co-collected Food Scraps and Yard Trimmings	35-gallon Cart	6 pick-up per week	$ 63.41	$ 11.19	$ 74.60	$ 11.77	$ 2.08	$ 9.83	$ 98.28	$ 8.46	$ 1.76	$ 7.40	$ 115.91	$ 5.77	$ 1.01	$ 3.34	$ 108.40
5b	Commercial and Multi-family Co-collected Food Scraps and Yard Trimmings	Co-collected Food Scraps and Yard Trimmings	65-gallon Cart	1 pick-up per week	$ 25.90	$ 4.57	$ 30.48	$ 3.64	$ 0.64	$ 3.86	$ 38.63	$ 3.32	$ 0.69	$ 2.91	$ 45.55	$ 2.27	$ 0.40	$ 1.31	$ 42.60
5b	Commercial and Multi-family Co-collected Food Scraps and Yard Trimmings	Co-collected Food Scraps and Yard Trimmings	65-gallon Cart	2 pick-up per week	$ 34.82	$ 6.14	$ 40.96	$ 7.29	$ 1.29	$ 5.50	$ 55.04	$ 4.74	$ 0.99	$ 4.15	$ 64.91	$ 3.23	$ 0.57	$ 1.87	$ 60.70
5b	Commercial and Multi-family Co-collected Food Scraps and Yard Trimmings	Co-collected Food Scraps and Yard Trimmings	65-gallon Cart	3 pick-up per week	$ 39.79	$ 7.02	$ 46.81	$ 10.93	$ 1.93	$ 6.63	$ 66.30	$ 5.71	$ 1.19	$ 4.99	$ 78.19	$ 3.89	$ 0.68	$ 2.25	$ 73.13
5b	Commercial and Multi-family Co-collected Food Scraps and Yard Trimmings	Co-collected Food Scraps and Yard Trimmings	65-gallon Cart	4 pick-up per week	$ 48.08	$ 8.48	$ 56.56	$ 14.58	$ 2.57	$ 8.19	$ 81.90	$ 7.05	$ 1.47	$ 6.17	$ 96.59	$ 4.81	$ 0.84	$ 2.78	$ 90.33
5b	Commercial and Multi-family Co-collected Food Scraps and Yard Trimmings	Co-collected Food Scraps and Yard Trimmings	65-gallon Cart	5 pick-up per week	$ 55.95	$ 9.87	$ 65.83	$ 18.22	$ 3.22	$ 9.70	$ 96.96	$ 8.35	$ 1.74	$ 7.30	$ 114.34	$ 5.69	$ 1.00	$ 3.29	$ 106.94
5b	Commercial and Multi-family Co-collected Food Scraps and Yard Trimmings	Co-collected Food Scraps and Yard Trimmings	65-gallon Cart	6 pick-up per week	$ 63.41	$ 11.19	$ 74.60	$ 21.86	$ 3.86	$ 11.15	$ 111.47	$ 9.60	$ 2.00	$ 8.40	$ 131.46	$ 6.54	$ 1.15	$ 3.79	$ 122.95
5c	Commercial and Multi-family Co-collected Food Scraps and Yard Trimmings	Co-collected Food Scraps and Yard Trimmings	1 Cubic Yard Bin	1 pick-up per week	$ 25.90	$ 4.57	$ 30.48	$ 5.33	$ 0.94	$ 4.08	$ 40.82	$ 3.51	$ 0.73	$ 3.07	$ 48.14	$ 2.40	$ 0.42	$ 1.39	$ 45.03
5c	Commercial and Multi-family Co-collected Food Scraps and Yard Trimmings	Co-collected Food Scraps and Yard Trimmings	1 Cubic Yard Bin	2 pick-up per week	$ 34.82	$ 6.14	$ 40.96	$ 10.65	$ 1.88	$ 5.94	$ 59.43	$ 5.12	$ 1.07	$ 4.48	$ 70.09	$ 3.49	$ 0.61	$ 2.02	$ 65.55
5c	Commercial and Multi-family Co-collected Food Scraps and Yard Trimmings	Co-collected Food Scraps and Yard Trimmings	1 Cubic Yard Bin	3 pick-up per week	$ 39.79	$ 7.02	$ 46.81	$ 15.98	$ 2.82	$ 7.29	$ 72.90	$ 6.27	$ 1.31	$ 5.49	$ 85.97	$ 4.28	$ 0.75	$ 2.48	$ 80.40
5c	Commercial and Multi-family Co-collected Food Scraps and Yard Trimmings	Co-collected Food Scraps and Yard Trimmings	1 Cubic Yard Bin	4 pick-up per week	$ 48.08	$ 8.48	$ 56.56	$ 21.30	$ 3.76	$ 9.07	$ 90.69	$ 7.81	$ 1.63	$ 6.83	$ 106.96	$ 5.32	$ 0.93	$ 3.08	$ 100.03
5c	Commercial and Multi-family Co-collected Food Scraps and Yard Trimmings	Co-collected Food Scraps and Yard Trimmings	1 Cubic Yard Bin	5 pick-up per week	$ 55.95	$ 9.87	$ 65.83	$ 26.63	$ 4.70	$ 10.79	$ 107.95	$ 9.29	$ 1.94	$ 8.13	$ 127.31	$ 6.34	$ 1.11	$ 3.67	$ 119.06
5c	Commercial and Multi-family Co-collected Food Scraps and Yard Trimmings	Co-collected Food Scraps and Yard Trimmings	1 Cubic Yard Bin	6 pick-up per week	$ 63.41	$ 11.19	$ 74.60	$ 31.95	$ 5.64	$ 12.47	$ 124.66	$ 10.73	$ 2.24	$ 9.39	$ 147.02	$ 7.32	$ 1.28	$ 4.24	$ 137.50

2. Commercial and Multi-Family Single-Material and Single-Stream Recyclables

					Collection Component (85% Labor and 15% Fuel)			Processing Component	Disposal Component	Non-escalating Capital	Total Base Rate				Total Hauler Bill Rate	Lake Forest Regulatory	Lake Forest		Total Lake Forest Rate
5d	Commercial and Multi-family Co-collected Food Scraps and Yard Trimmings	Co-collected Food Scraps and Yard Trimmings	1.5 Cubic Yard Bin	1 pick-up per week	$ 20.72	$ 3.66	$ 24.38	$ 11.32	$ 2.00	$ 4.19	$ 41.89	$ 3.61	$ 0.75	$ 3.16	$ 49.40	$ 2.46	$ 0.43	$ 1.42	$ 46.21
5d	Commercial and Multi-family Co-collected Food Scraps and Yard Trimmings	Co-collected Food Scraps and Yard Trimmings	1.5 Cubic Yard Bin	2 pick-up per week	$ 27.85	$ 4.92	$ 32.77	$ 22.65	$ 4.00	$ 6.60	$ 66.01	$ 5.68	$ 1.18	$ 4.97	$ 77.85	$ 3.87	$ 0.68	$ 2.24	$ 72.81
5d	Commercial and Multi-family Co-collected Food Scraps and Yard Trimmings	Co-collected Food Scraps and Yard Trimmings	1.5 Cubic Yard Bin	3 pick-up per week	$ 31.83	$ 5.62	$ 37.45	$ 33.97	$ 5.99	$ 8.60	$ 86.02	$ 7.40	$ 1.54	$ 6.48	$ 101.44	$ 5.05	$ 0.89	$ 2.92	$ 94.87
5d	Commercial and Multi-family Co-collected Food Scraps and Yard Trimmings	Co-collected Food Scraps and Yard Trimmings	1.5 Cubic Yard Bin	4 pick-up per week	$ 38.46	$ 6.79	$ 45.25	$ 45.29	$ 7.99	$ 10.95	$ 109.49	$ 9.42	$ 1.96	$ 8.25	$ 129.12	$ 6.43	$ 1.13	$ 3.72	$ 120.76
5d	Commercial and Multi-family Co-collected Food Scraps and Yard Trimmings	Co-collected Food Scraps and Yard Trimmings	1.5 Cubic Yard Bin	5 pick-up per week	$ 44.76	$ 7.90	$ 52.66	$ 56.62	$ 9.99	$ 13.25	$ 132.52	$ 11.41	$ 2.38	$ 9.98	$ 156.29	$ 7.78	$ 1.36	$ 4.50	$ 146.17
5d	Commercial and Multi-family Co-collected Food Scraps and Yard Trimmings	Co-collected Food Scraps and Yard Trimmings	1.5 Cubic Yard Bin	6 pick-up per week	$ 50.73	$ 8.95	$ 59.68	$ 67.94	$ 11.99	$ 15.51	$ 155.13	$ 13.35	$ 2.78	$ 11.68	$ 182.95	$ 9.11	$ 1.60	$ 5.27	$ 171.10
5e	Commercial and Multi-family Co-collected Food Scraps and Yard Trimmings	Co-collected Food Scraps and Yard Trimmings	2 Cubic Yard Bin	1 pick-up per week	$ 20.72	$ 3.66	$ 24.38	$ 16.99	$ 3.00	$ 4.93	$ 49.29	$ 4.24	$ 0.88	$ 3.71	$ 58.13	$ 2.89	$ 0.51	$ 1.68	$ 54.37
5e	Commercial and Multi-family Co-collected Food Scraps and Yard Trimmings	Co-collected Food Scraps and Yard Trimmings	2 Cubic Yard Bin	2 pick-up per week	$ 27.85	$ 4.92	$ 32.77	$ 33.97	$ 5.99	$ 8.08	$ 80.81	$ 6.96	$ 1.45	$ 6.09	$ 95.31	$ 4.74	$ 0.83	$ 2.75	$ 89.14
5e	Commercial and Multi-family Co-collected Food Scraps and Yard Trimmings	Co-collected Food Scraps and Yard Trimmings	2 Cubic Yard Bin	3 pick-up per week	$ 31.83	$ 5.62	$ 37.45	$ 50.96	$ 8.99	$ 10.82	$ 108.22	$ 9.32	$ 1.94	$ 8.15	$ 127.63	$ 6.35	$ 1.11	$ 3.68	$ 119.36
5e	Commercial and Multi-family Co-collected Food Scraps and Yard Trimmings	Co-collected Food Scraps and Yard Trimmings	2 Cubic Yard Bin	4 pick-up per week	$ 38.46	$ 6.79	$ 45.25	$ 67.94	$ 11.99	$ 13.91	$ 139.09	$ 11.97	$ 2.49	$ 10.48	$ 164.03	$ 8.16	$ 1.43	$ 4.73	$ 153.41
5e	Commercial and Multi-family Co-collected Food Scraps and Yard Trimmings	Co-collected Food Scraps and Yard Trimmings	2 Cubic Yard Bin	5 pick-up per week	$ 44.76	$ 7.90	$ 52.66	$ 84.93	$ 14.99	$ 16.95	$ 169.53	$ 14.59	$ 3.04	$ 12.77	$ 199.93	$ 9.95	$ 1.75	$ 5.76	$ 186.99
5e	Commercial and Multi-family Co-collected Food Scraps and Yard Trimmings	Co-collected Food Scraps and Yard Trimmings	2 Cubic Yard Bin	6 pick-up per week	$ 50.73	$ 8.95	$ 59.68	$ 101.91	$ 17.98	$ 19.95	$ 199.53	$ 17.18	$ 3.58	$ 15.03	$ 235.32	$ 11.71	$ 2.05	$ 6.78	$ 220.08

Attachment D.1 - Maximum Rates to be Charged Assuming Cross-Jurisdictional Efficiencies between Lake Forest and Laguna Hills

Fill in the rates proposed as the maximum rates to customers below for each level of service assuming cross-jurisdictional routing efficiencies between the two cities (Laguna Hills and Lake Forest) and assuming that all Commercial and Multi-family Divertible Materials (i.e. Single-stream Recyclables, Food Scraps and Yard Trimmings) will be provided at a collection rate that is half the cost of equivalent MSW service. MSW rates may include any costs that are not recovered by offering Divertible Materials collection programs at the 50% reduced rate as requested by the City. Rates must be broken down to show the collection cost, disposal cost and capital costs (the capital component will not be escalated). The procedure for adjusting costs throughout the term of the contract appears in **Article 14** of the Agreement. A sample calculation is shown in **Attachment J**. The disposal portion will only be adjusted as that cost actually changes. Disposal costs are a pass through cost and cannot include any mark up, overhead or administrative costs. As the amount of material being collected and handled is increasingly shifting into diversion, providing diversion services at no charge is no longer feasible and therefore is not permitted in this form. Best practices have identified that a Divertible materials collection rate that is 50% of the MSW rate obtains optimal generator participation. As noted in Section 6. MSW Rate Sheet commercial MSW rates may include any costs that are not recovered by offering Divertible Materials collection programs at 50% the rate for MSW. The rate proposed for collection of commercial, multi-family, temporary bin, temporary roll off, permanent roll off and compactor customers for divertible materials must be 50% lower than the rate proposed for collection of MSW materials.

Rates must be submitted in 2025 dollars.

This form will become part of Attachment D.1 to the final Agreement.

6. Commercial and Multi-Family MSW Route Service - MSW Hauled directly to the landfill

#	Sector/Stream	Description	Size	Frequency of Collection	Collection Component (85% Labor and 15% Fuel) Labor	Fuel	Collection	Disposal Component	Non-escalating Capital Component	Total Base Rate	Laguna Hills Regulatory Compliance Cost	Laguna Hills Procurement Cost	Laguna Hills Pavement Impact Cost Component	Total Laguna Hills Rate	Lake Forest Regulatory Compliance Cost	Lake Forest Procurement Cost	Lake Forest Pavement Impact Cost Component	Total Lake Forest Rate
6a	Commercial and Multi-family MSW to Landfill	MSW Hauled to Directly to the Landfill	35-gallon Cart	1 pick-up per week	$ 51.81	$ 9.14	$ 60.95	$ 4.62	$ 7.29	$ 72.85	$ 6.27	$ 1.31	$ 5.49	$ 85.92	$ 4.28	$ 0.75	$ 2.48	$ 80.36
6a	Commercial and Multi-family MSW to Landfill	MSW Hauled to Directly to the Landfill	35-gallon Cart	2 pick-up per week	$ 69.63	$ 12.29	$ 81.92	$ 9.23	$ 10.13	$ 101.28	$ 8.72	$ 1.82	$ 7.63	$ 119.44	$ 5.94	$ 1.04	$ 3.44	$ 111.71
6a	Commercial and Multi-family MSW to Landfill	MSW Hauled to Directly to the Landfill	35-gallon Cart	3 pick-up per week	$ 79.58	$ 14.04	$ 93.62	$ 13.85	$ 11.94	$ 119.41	$ 10.28	$ 2.14	$ 8.99	$ 140.83	$ 7.01	$ 1.23	$ 4.06	$ 131.71
6a	Commercial and Multi-family MSW to Landfill	MSW Hauled to Directly to the Landfill	35-gallon Cart	4 pick-up per week	$ 96.16	$ 16.97	$ 113.13	$ 18.47	$ 14.62	$ 146.21	$ 12.59	$ 2.62	$ 11.01	$ 172.43	$ 8.58	$ 1.51	$ 4.97	$ 161.27
6a	Commercial and Multi-family MSW to Landfill	MSW Hauled to Directly to the Landfill	35-gallon Cart	5 pick-up per week	$ 111.91	$ 19.75	$ 131.66	$ 23.08	$ 17.19	$ 171.93	$ 14.80	$ 3.08	$ 12.95	$ 202.76	$ 10.09	$ 1.77	$ 5.84	$ 189.64
6a	Commercial and Multi-family MSW to Landfill	MSW Hauled to Directly to the Landfill	35-gallon Cart	6 pick-up per week	$ 126.83	$ 22.38	$ 149.21	$ 27.70	$ 19.66	$ 196.57	$ 16.92	$ 3.52	$ 14.80	$ 231.81	$ 11.54	$ 2.02	$ 6.68	$ 216.81
6b	Commercial and Multi-family MSW to Landfill	MSW Hauled to Directly to the Landfill	65-gallon Cart	1 pick-up per week	$ 51.81	$ 9.14	$ 60.95	$ 8.57	$ 7.73	$ 77.25	$ 6.65	$ 1.39	$ 5.82	$ 91.10	$ 4.53	$ 0.80	$ 2.63	$ 85.20
6b	Commercial and Multi-family MSW to Landfill	MSW Hauled to Directly to the Landfill	65-gallon Cart	2 pick-up per week	$ 69.63	$ 12.29	$ 81.92	$ 17.15	$ 11.01	$ 110.07	$ 9.47	$ 1.97	$ 8.29	$ 129.81	$ 6.46	$ 1.13	$ 3.74	$ 121.41
6b	Commercial and Multi-family MSW to Landfill	MSW Hauled to Directly to the Landfill	65-gallon Cart	3 pick-up per week	$ 79.58	$ 14.04	$ 93.62	$ 25.72	$ 13.26	$ 132.60	$ 11.41	$ 2.38	$ 9.99	$ 156.38	$ 7.78	$ 1.37	$ 4.51	$ 146.26
6b	Commercial and Multi-family MSW to Landfill	MSW Hauled to Directly to the Landfill	65-gallon Cart	4 pick-up per week	$ 96.16	$ 16.97	$ 113.13	$ 34.29	$ 16.38	$ 163.80	$ 14.10	$ 2.94	$ 12.34	$ 193.17	$ 9.61	$ 1.69	$ 5.57	$ 180.67
6b	Commercial and Multi-family MSW to Landfill	MSW Hauled to Directly to the Landfill	65-gallon Cart	5 pick-up per week	$ 111.91	$ 19.75	$ 131.66	$ 42.87	$ 19.39	$ 193.91	$ 16.69	$ 3.48	$ 14.61	$ 228.69	$ 11.38	$ 2.00	$ 6.59	$ 213.88
6b	Commercial and Multi-family MSW to Landfill	MSW Hauled to Directly to the Landfill	65-gallon Cart	6 pick-up per week	$ 126.83	$ 22.38	$ 149.21	$ 51.44	$ 22.29	$ 222.95	$ 19.19	$ 4.00	$ 16.79	$ 262.93	$ 13.09	$ 2.30	$ 7.58	$ 245.90
6c	Commercial and Multi-family MSW to Landfill	MSW Hauled to Directly to the Landfill	95-gallon Cart	1 pick-up per week	$ 51.81	$ 9.14	$ 60.95	$ 12.53	$ 8.16	$ 81.65	$ 7.03	$ 1.46	$ 6.15	$ 96.29	$ 4.79	$ 0.84	$ 2.77	$ 90.05
6c	Commercial and Multi-family MSW to Landfill	MSW Hauled to Directly to the Landfill	95-gallon Cart	2 pick-up per week	$ 69.63	$ 12.29	$ 81.92	$ 25.06	$ 11.89	$ 118.87	$ 10.23	$ 2.13	$ 8.95	$ 140.18	$ 6.98	$ 1.22	$ 4.04	$ 131.11
6c	Commercial and Multi-family MSW to Landfill	MSW Hauled to Directly to the Landfill	95-gallon Cart	3 pick-up per week	$ 79.58	$ 14.04	$ 93.62	$ 37.59	$ 14.58	$ 145.79	$ 12.55	$ 2.61	$ 10.98	$ 171.94	$ 8.56	$ 1.50	$ 4.95	$ 160.81
6c	Commercial and Multi-family MSW to Landfill	MSW Hauled to Directly to the Landfill	95-gallon Cart	4 pick-up per week	$ 96.16	$ 16.97	$ 113.13	$ 50.12	$ 18.14	$ 181.39	$ 15.61	$ 3.25	$ 13.66	$ 213.91	$ 10.65	$ 1.87	$ 6.16	$ 200.07
6c	Commercial and Multi-family MSW to Landfill	MSW Hauled to Directly to the Landfill	95-gallon Cart	5 pick-up per week	$ 111.91	$ 19.75	$ 131.66	$ 62.65	$ 21.59	$ 215.90	$ 18.58	$ 3.87	$ 16.26	$ 254.61	$ 12.67	$ 2.22	$ 7.34	$ 238.13
6c	Commercial and Multi-family MSW to Landfill	MSW Hauled to Directly to the Landfill	95-gallon Cart	6 pick-up per week	$ 126.83	$ 22.38	$ 149.21	$ 75.18	$ 24.93	$ 249.33	$ 21.46	$ 4.47	$ 18.78	$ 294.04	$ 14.63	$ 2.57	$ 8.47	$ 275.00
6d	Commercial and Multi-family MSW to Landfill	MSW Hauled to Directly to the Landfill	1 Cubic Yard Bin (standalone or half of 2-yard split bin)	1 pick-up per week	$ 41.45	$ 7.31	$ 48.76	$ 26.64	$ 8.38	$ 83.78	$ 7.21	$ 1.50	$ 6.31	$ 98.81	$ 4.92	$ 0.86	$ 2.85	$ 92.41
6d	Commercial and Multi-family MSW to Landfill	MSW Hauled to Directly to the Landfill	1 Cubic Yard Bin (standalone or half of 2-yard split bin)	2 pick-up per week	$ 55.70	$ 9.83	$ 65.54	$ 53.29	$ 13.20	$ 132.03	$ 11.36	$ 2.37	$ 9.94	$ 155.70	$ 7.75	$ 1.36	$ 4.49	$ 145.62
6d	Commercial and Multi-family MSW to Landfill	MSW Hauled to Directly to the Landfill	1 Cubic Yard Bin (standalone or half of 2-yard split bin)	3 pick-up per week	$ 63.66	$ 11.23	$ 74.90	$ 79.93	$ 17.20	$ 172.03	$ 14.81	$ 3.09	$ 12.96	$ 202.88	$ 10.10	$ 1.77	$ 5.85	$ 189.75
6d	Commercial and Multi-family MSW to Landfill	MSW Hauled to Directly to the Landfill	1 Cubic Yard Bin (standalone or half of 2-yard split bin)	4 pick-up per week	$ 76.93	$ 13.58	$ 90.50	$ 106.58	$ 21.90	$ 218.97	$ 18.85	$ 3.93	$ 16.49	$ 258.24	$ 12.85	$ 2.25	$ 7.44	$ 241.52
6d	Commercial and Multi-family MSW to Landfill	MSW Hauled to Directly to the Landfill	1 Cubic Yard Bin (standalone or half of 2-yard split bin)	5 pick-up per week	$ 89.53	$ 15.80	$ 105.32	$ 133.22	$ 26.50	$ 265.05	$ 22.81	$ 4.75	$ 19.96	$ 312.58	$ 15.56	$ 2.73	$ 9.01	$ 292.34
6d	Commercial and Multi-family MSW to Landfill	MSW Hauled to Directly to the Landfill	1 Cubic Yard Bin (standalone or half of 2-yard split bin)	6 pick-up per week	$ 101.46	$ 17.91	$ 119.37	$ 159.86	$ 31.03	$ 310.26	$ 26.71	$ 5.56	$ 23.37	$ 365.89	$ 18.21	$ 3.19	$ 10.54	$ 342.21
6e	Commercial and Multi-family MSW to Landfill	MSW Hauled to Directly to the Landfill	1.5 Cubic Yard Bin (standalone or half of 3-yard split bin)	1 pick-up per week	$ 41.45	$ 7.31	$ 48.76	$ 39.97	$ 9.86	$ 98.59	$ 8.49	$ 1.77	$ 7.43	$ 116.26	$ 5.79	$ 1.02	$ 3.35	$ 108.74
6e	Commercial and Multi-family MSW to Landfill	MSW Hauled to Directly to the Landfill	1.5 Cubic Yard Bin (standalone or half of 3-yard split bin)	2 pick-up per week	$ 55.70	$ 9.83	$ 65.54	$ 79.93	$ 16.16	$ 161.63	$ 13.91	$ 2.90	$ 12.17	$ 190.61	$ 9.49	$ 1.66	$ 5.49	$ 178.27
6e	Commercial and Multi-family MSW to Landfill	MSW Hauled to Directly to the Landfill	1.5 Cubic Yard Bin (standalone or half of 3-yard split bin)	3 pick-up per week	$ 63.66	$ 11.23	$ 74.90	$ 119.90	$ 21.64	$ 216.44	$ 18.63	$ 3.88	$ 16.30	$ 255.25	$ 12.70	$ 2.23	$ 7.35	$ 238.73
6e	Commercial and Multi-family MSW to Landfill	MSW Hauled to Directly to the Landfill	1.5 Cubic Yard Bin (standalone or half of 3-yard split bin)	4 pick-up per week	$ 76.93	$ 13.58	$ 90.50	$ 159.86	$ 27.82	$ 278.18	$ 23.95	$ 4.99	$ 20.95	$ 328.07	$ 16.33	$ 2.86	$ 9.45	$ 306.83
6e	Commercial and Multi-family MSW to Landfill	MSW Hauled to Directly to the Landfill	1.5 Cubic Yard Bin (standalone or half of 3-yard split bin)	5 pick-up per week	$ 89.53	$ 15.80	$ 105.32	$ 199.83	$ 33.91	$ 339.06	$ 29.19	$ 6.08	$ 25.54	$ 399.86	$ 19.90	$ 3.49	$ 11.52	$ 373.97
6e	Commercial and Multi-family MSW to Landfill	MSW Hauled to Directly to the Landfill	1.5 Cubic Yard Bin (standalone or half of 3-yard split bin)	6 pick-up per week	$ 101.46	$ 17.91	$ 119.37	$ 239.80	$ 39.91	$ 399.07	$ 34.35	$ 7.16	$ 30.06	$ 470.63	$ 23.42	$ 4.11	$ 13.56	$ 440.16
6f	Commercial and Multi-family MSW to Landfill	MSW Hauled to Directly to the Landfill	2 Cubic Yard Bin (standalone or half of 4-yard split bin)	1 pick-up per week	$ 41.45	$ 7.31	$ 48.76	$ 53.29	$ 11.34	$ 113.39	$ 9.76	$ 2.03	$ 8.54	$ 133.72	$ 6.66	$ 1.17	$ 3.85	$ 125.06
6f	Commercial and Multi-family MSW to Landfill	MSW Hauled to Directly to the Landfill	2 Cubic Yard Bin (standalone or half of 4-yard split bin)	2 pick-up per week	$ 55.70	$ 9.83	$ 65.54	$ 106.58	$ 19.12	$ 191.23	$ 16.46	$ 3.43	$ 14.40	$ 225.53	$ 11.22	$ 1.97	$ 6.50	$ 210.93
6f	Commercial and Multi-family MSW to Landfill	MSW Hauled to Directly to the Landfill	2 Cubic Yard Bin (standalone or half of 4-yard split bin)	3 pick-up per week	$ 63.66	$ 11.23	$ 74.90	$ 159.86	$ 26.08	$ 260.85	$ 22.45	$ 4.68	$ 19.65	$ 307.62	$ 15.31	$ 2.69	$ 8.86	$ 287.71
6f	Commercial and Multi-family MSW to Landfill	MSW Hauled to Directly to the Landfill	2 Cubic Yard Bin (standalone or half of 4-yard split bin)	4 pick-up per week	$ 76.93	$ 13.58	$ 90.50	$ 213.15	$ 33.74	$ 337.39	$ 29.04	$ 6.05	$ 25.41	$ 397.90	$ 19.80	$ 3.47	$ 11.47	$ 372.13
6f	Commercial and Multi-family MSW to Landfill	MSW Hauled to Directly to the Landfill	2 Cubic Yard Bin (standalone or half of 4-yard split bin)	5 pick-up per week	$ 89.53	$ 15.80	$ 105.32	$ 266.44	$ 41.31	$ 413.07	$ 35.56	$ 7.41	$ 31.11	$ 487.15	$ 24.25	$ 4.25	$ 14.04	$ 455.61
6f	Commercial and Multi-family MSW to Landfill	MSW Hauled to Directly to the Landfill	2 Cubic Yard Bin (standalone or half of 4-yard split bin)	6 pick-up per week	$ 101.46	$ 17.91	$ 119.37	$ 319.73	$ 48.79	$ 487.88	$ 42.00	$ 8.75	$ 36.75	$ 575.37	$ 28.64	$ 5.02	$ 16.58	$ 538.12
6g	Commercial and Multi-family MSW to Landfill	MSW Hauled to Directly to the Landfill	3 Cubic Yard Bin	1 pick-up per week	$ 53.29	$ 9.40	$ 62.69	$ 79.93	$ 15.85	$ 158.47	$ 13.64	$ 2.84	$ 11.94	$ 186.89	$ 9.30	$ 1.63	$ 5.39	$ 174.79
6g	Commercial and Multi-family MSW to Landfill	MSW Hauled to Directly to the Landfill	3 Cubic Yard Bin	2 pick-up per week	$ 71.62	$ 12.64	$ 84.26	$ 159.86	$ 27.12	$ 271.25	$ 23.35	$ 4.86	$ 20.43	$ 319.89	$ 15.92	$ 2.79	$ 9.22	$ 299.18
6g	Commercial and Multi-family MSW to Landfill	MSW Hauled to Directly to the Landfill	3 Cubic Yard Bin	3 pick-up per week	$ 81.85	$ 14.44	$ 96.30	$ 239.80	$ 37.34	$ 373.44	$ 32.14	$ 6.70	$ 28.13	$ 440.40	$ 21.92	$ 3.85	$ 12.69	$ 411.89
6g	Commercial and Multi-family MSW to Landfill	MSW Hauled to Directly to the Landfill	3 Cubic Yard Bin	4 pick-up per week	$ 98.90	$ 17.45	$ 116.36	$ 319.73	$ 48.45	$ 484.54	$ 41.71	$ 8.69	$ 36.49	$ 571.43	$ 28.44	$ 4.99	$ 16.47	$ 534.43
6g	Commercial and Multi-family MSW to Landfill	MSW Hauled to Directly to the Landfill	3 Cubic Yard Bin	5 pick-up per week	$ 115.10	$ 20.31	$ 135.42	$ 399.66	$ 59.45	$ 594.53	$ 51.18	$ 10.66	$ 44.78	$ 701.14	$ 34.90	$ 6.12	$ 20.20	$ 655.75
6g	Commercial and Multi-family MSW to Landfill	MSW Hauled to Directly to the Landfill	3 Cubic Yard Bin	6 pick-up per week	$ 130.45	$ 23.02	$ 153.47	$ 479.59	$ 70.34	$ 703.40	$ 60.55	$ 12.61	$ 52.98	$ 829.54	$ 41.29	$ 7.24	$ 23.90	$ 775.84
6h	Commercial and Multi-family MSW to Landfill	MSW Hauled to Directly to the Landfill	4 Cubic Yard Bin	1 pick-up per week	$ 71.05	$ 12.54	$ 83.59	$ 106.58	$ 21.13	$ 211.30	$ 18.19	$ 3.79	$ 15.91	$ 249.19	$ 12.40	$ 2.18	$ 7.18	$ 233.05

6. Commercial and Multi-Family MSW Route Service - MSW Hauled directly to the landfill

#	Sector/Stream	Description	Size	Frequency of Collection	Collection Component (85% Labor and 15% Fuel)			Disposal Component	Non-escalating Capital Component	Total Base Rate	Laguna Hills Regulatory Compliance Cost	Laguna Hills Procurement Cost	Laguna Hills Pavement Impact Cost Component	Total Laguna Hills Rate	Lake Forest Regulatory Compliance Cost	Lake Forest Procurement Cost	Lake Forest Pavement Impact Cost Component	Total Lake Forest Rate
					Labor	Fuel	Collection											
6h	Commercial and Multi-family MSW to Landfill	MSW Hauled to Directly to the Landfill	4 Cubic Yard Bin	2 pick-up per week	$ 95.49	$ 16.85	$ 112.35	$ 213.15	$ 36.17	$ 361.66	$ 31.13	$ 6.49	$ 27.24	$ 426.52	$ 21.23	$ 3.72	$ 12.29	$ 398.91
6h	Commercial and Multi-family MSW to Landfill	MSW Hauled to Directly to the Landfill	4 Cubic Yard Bin	3 pick-up per week	$ 109.14	$ 19.26	$ 128.40	$ 319.73	$ 49.79	$ 497.91	$ 42.86	$ 8.93	$ 37.50	$ 587.20	$ 29.23	$ 5.13	$ 16.92	$ 549.19
6h	Commercial and Multi-family MSW to Landfill	MSW Hauled to Directly to the Landfill	4 Cubic Yard Bin	4 pick-up per week	$ 131.87	$ 23.27	$ 155.14	$ 426.30	$ 64.61	$ 646.05	$ 55.61	$ 11.59	$ 48.66	$ 761.91	$ 37.92	$ 6.65	$ 21.95	$ 712.58
6h	Commercial and Multi-family MSW to Landfill	MSW Hauled to Directly to the Landfill	4 Cubic Yard Bin	5 pick-up per week	$ 153.47	$ 27.08	$ 180.56	$ 532.88	$ 79.27	$ 792.71	$ 68.23	$ 14.22	$ 59.70	$ 934.86	$ 46.53	$ 8.16	$ 26.94	$ 874.33
6h	Commercial and Multi-family MSW to Landfill	MSW Hauled to Directly to the Landfill	4 Cubic Yard Bin	6 pick-up per week	$ 173.94	$ 30.69	$ 204.63	$ 639.45	$ 93.79	$ 937.87	$ 80.73	$ 16.82	$ 70.64	$ 1,106.06	$ 55.05	$ 9.66	$ 31.87	$ 1,034.45
6i	Commercial and Multi-family MSW to Landfill	MSW Hauled to Directly to the Landfill	6 Cubic Yard Bin	1 pick-up per week	$ 106.58	$ 18.81	$ 125.39	$ 159.86	$ 31.69	$ 316.94	$ 27.28	$ 5.68	$ 23.87	$ 373.78	$ 18.60	$ 3.26	$ 10.77	$ 349.58
6i	Commercial and Multi-family MSW to Landfill	MSW Hauled to Directly to the Landfill	6 Cubic Yard Bin	2 pick-up per week	$ 143.24	$ 25.28	$ 168.52	$ 319.73	$ 54.25	$ 542.50	$ 46.70	$ 9.73	$ 40.86	$ 639.78	$ 31.84	$ 5.59	$ 18.43	$ 598.36
6i	Commercial and Multi-family MSW to Landfill	MSW Hauled to Directly to the Landfill	6 Cubic Yard Bin	3 pick-up per week	$ 163.70	$ 28.89	$ 192.59	$ 479.59	$ 74.69	$ 746.87	$ 64.29	$ 13.39	$ 56.25	$ 880.81	$ 43.84	$ 7.69	$ 25.38	$ 823.78
6i	Commercial and Multi-family MSW to Landfill	MSW Hauled to Directly to the Landfill	6 Cubic Yard Bin	4 pick-up per week	$ 197.81	$ 34.91	$ 232.72	$ 639.45	$ 96.91	$ 969.08	$ 83.42	$ 17.38	$ 72.99	$ 1,142.86	$ 56.88	$ 9.98	$ 32.93	$ 1,068.87
6i	Commercial and Multi-family MSW to Landfill	MSW Hauled to Directly to the Landfill	6 Cubic Yard Bin	5 pick-up per week	$ 230.21	$ 40.63	$ 270.83	$ 799.32	$ 118.91	$ 1,189.06	$ 102.35	$ 21.32	$ 89.56	$ 1,402.29	$ 69.79	$ 12.24	$ 40.41	$ 1,311.50
6i	Commercial and Multi-family MSW to Landfill	MSW Hauled to Directly to the Landfill	6 Cubic Yard Bin	6 pick-up per week	$ 260.90	$ 46.04	$ 306.95	$ 959.18	$ 140.68	$ 1,406.81	$ 121.09	$ 25.23	$ 105.96	$ 1,659.09	$ 82.57	$ 14.49	$ 47.81	$ 1,551.67

Attachment D.1 - Maximum Rates to be Charged Assuming Cross-Jurisdictional Efficiencies between Lake Forest and Laguna Hills

Fill in the rates proposed as the maximum rates to customers below for each level of service assuming cross-jurisdictional routing efficiencies between the two cities (Laguna Hills and Lake Forest) and assuming that all Commercial and Multi-family Divertible Materials (i.e. Single-stream Recyclables, Food Scraps and Yard Trimmings) will be provided at a collection rate that is half the cost of equivalent MSW service. MSW rates may include any costs that are not recovered by offering Divertible Materials collection programs at the 50% reduced rate as requested by the City. Rates must be broken down to show the collection cost, disposal cost and capital costs (the capital component will not be escalated). The procedure for adjusting costs throughout the term of the contract appears in **Article 14** of the Agreement. A sample calculation is shown in **Attachment J**. The disposal portion will only be adjusted as that cost actually changes. Disposal costs are a pass through cost and cannot include any mark up, overhead or administrative costs. As the amount of material being collected and handled is increasingly shifting into diversion, providing diversion services at no charge is no longer feasible and therefore is not permitted in this form. Best practices have identified that a Divertible materials collection rate that is 50% of the MSW rate obtains optimal generator participation. As noted in Section 6. MSW Rate Sheet commercial MSW rates may include any costs that are not recovered by offering Divertible Materials collection programs at 50% the rate for MSW. The rate proposed for collection of commercial, multi-family, temporary bin, temporary roll off, permanent roll off and compactor customers for divertible materials must be 50% lower than the rate proposed for collection of MSW materials.

Rates must be submitted in 2025 dollars.

Indicate the selected source-separated food scrap processing technology for permanent and temporary roll-offs and compactors using the drop down:	**Composting**	<-- the selected processing methodology will be shown in the Processing Component cell for the corresponding rate item in **Sections 8 and 13** below. Proposers will provide further details re: their proposed processing facility for this service line in the corresponding proposal form.
Indicate the selected source-separated yard trimmings processing technology for permanent and temporary roll-offs and compactors using the drop down:	**Composting**	<-- the selected processing methodology will be shown in the Processing Component cell for the corresponding rate item in **Sections 9 and 14** below. Proposers will provide further details re: their proposed processing facility for this service line in the corresponding proposal form.
Indicate the selected co-collected food scraps and yard trimmings processing technology for permanent and temporary roll-offs and compactors using the drop down:	**Composting**	<-- the selected processing methodology will be shown in the Processing Component cell for the corresponding rate item in **Sections 10 and 15** below. Proposers will provide further details re: their proposed processing facility for this service line in the corresponding proposal form.

This form will become part of Attachment D.1 to the final Agreement.

Note: In completing the rates for Sections 7-11, Proposers shall use the assumed weights for roll-off boxes and compactors listed in Table 4 of the 'Assumptions' tab.

7. Permanent Compactor and Roll-Off Box Single-Material Recycling Service or Single-stream Recycling Service

#	Sector/Stream	Description	Size	Frequency of Collection	Collection Component (85% Labor and 15% Fuel)			Processing Component	Disposal Component	Non-escalating Capital Component	Total Base Rate	Laguna Hills Regulatory Compliance Cost	Laguna Hills Procurement Cost	Laguna Hills Pavement Impact Cost Component	Total Laguna Hills Rate	Lake Forest Regulatory Compliance Cost	Lake Forest Procurement Cost	Lake Forest Pavement Impact Cost Component	Total Lake Forest Rate
					Labor	Fuel	Collection	Clean MRF											
7a	Commercial/Multi-family Single-material and Single-stream Recyclables Service	Permanent Compactor	3-yard Compactor	On-call of scheduled service (cost per collection)	$ 46.63	$ 8.23	$ 54.86	$ 135.11	$ 23.84	$ 13.87	$ 227.68	$ 19.60	$ 4.08	$ 17.15	$ 268.51	$ 13.36	$ 2.34	$ 7.74	$ 251.12
7b	Commercial/Multi-family Single-material and Single-stream Recyclables Service	Permanent Compactor	4-yard Compactor	On-call of scheduled service (cost per collection)	$ 62.17	$ 10.97	$ 73.14	$ 180.15	$ 31.79	$ 18.49	$ 303.57	$ 26.13	$ 5.44	$ 22.86	$ 358.01	$ 17.82	$ 3.13	$ 10.32	$ 334.83
7c	Commercial/Multi-family Single-material and Single-stream Recyclables Service	Permanent Compactor	6-yard Compactor	On-call of scheduled service (cost per collection)	$ 93.26	$ 16.46	$ 109.71	$ 270.22	$ 47.69	$ 27.73	$ 455.36	$ 39.20	$ 8.17	$ 34.30	$ 537.01	$ 26.73	$ 4.69	$ 15.47	$ 502.25
7d	Commercial/Multi-family Single-material and Single-stream Recyclables Service	Permanent Compactor/	10-yard compactor	On-call of scheduled service (cost per collection)	$ 164.59	$ 24.58	$ 189.17	$ 446.25	$ 78.75	$ 16.55	$ 730.72	$ 62.90	$ 13.10	$ 55.04	$ 861.75	$ 42.89	$ 7.52	$ 24.83	$ 805.96
7e	Commercial/Multi-family Single-material and Single-stream Recyclables Service	Permanent Compactor	20-yard compactor	On-call of scheduled service (cost per collection)	$ 164.59	$ 24.58	$ 189.17	$ 346.81	$ 61.20	$ 16.55	$ 613.73	$ 52.83	$ 11.01	$ 46.22	$ 723.78	$ 36.02	$ 6.32	$ 20.86	$ 676.92
7f	Commercial/Multi-family Single-material and Single-stream Recyclables Service	Permanent Compactor	25-yard Compactor	On-call of scheduled service (cost per collection)	$ 164.59	$ 24.58	$ 189.17	$ 346.81	$ 61.20	$ 16.55	$ 613.73	$ 52.83	$ 11.01	$ 46.22	$ 723.78	$ 36.02	$ 6.32	$ 20.86	$ 676.92
7g	Commercial/Multi-family Single-material and Single-stream Recyclables Service	Permanent Compactor	30-yard Compactor	On-call of scheduled service (cost per collection)	$ 164.59	$ 24.58	$ 189.17	$ 346.81	$ 61.20	$ 16.55	$ 613.73	$ 52.83	$ 11.01	$ 46.22	$ 723.78	$ 36.02	$ 6.32	$ 20.86	$ 676.92
7h	Commercial/Multi-family Single-material and Single-stream Recyclables Service	Permanent Compactor	40-yard Compactor	On-call of scheduled service (cost per collection)	$ 164.59	$ 24.58	$ 189.17	$ 346.81	$ 61.20	$ 16.55	$ 613.73	$ 52.83	$ 11.01	$ 46.22	$ 723.78	$ 36.02	$ 6.32	$ 20.86	$ 676.92
7i	Commercial/Multi-family Single-material and Single-stream Recyclables Service	Permanent Roll-off Box	10-yard Roll-off Box	On-call of scheduled service (cost per collection)	$ 126.61	$ 22.34	$ 148.95	$ 446.25	$ 78.75	$ 16.55	$ 690.50	$ 59.44	$ 12.38	$ 52.01	$ 814.33	$ 40.53	$ 7.11	$ 23.46	$ 761.60
7j	Commercial/Multi-family Single-material and Single-stream Recyclables Service	Permanent Roll-off Box	20-yard Roll-off Box	On-call of scheduled service (cost per collection)	$ 126.61	$ 22.34	$ 148.95	$ 266.77	$ 47.08	$ 16.55	$ 479.35	$ 41.26	$ 8.60	$ 36.10	$ 565.31	$ 28.14	$ 4.94	$ 16.29	$ 528.71
7k	Commercial/Multi-family Single-material and Single-stream Recyclables Service	Permanent Roll-off Box	25-yard Roll-off Box	On-call of scheduled service (cost per collection)	$ 126.61	$ 22.34	$ 148.95	$ 266.77	$ 47.08	$ 16.55	$ 479.35	$ 41.26	$ 8.60	$ 36.10	$ 565.31	$ 28.14	$ 4.94	$ 16.29	$ 528.71
7l	Commercial/Multi-family Single-material and Single-stream Recyclables Service	Permanent Roll-off Box	30-yard Roll-off Box	On-call of scheduled service (cost per collection)	$ 126.61	$ 22.34	$ 148.95	$ 266.77	$ 47.08	$ 16.55	$ 479.35	$ 41.26	$ 8.60	$ 36.10	$ 565.31	$ 28.14	$ 4.94	$ 16.29	$ 528.71
7m	Commercial/Multi-family Single-material and Single-stream Recyclables Service	Permanent Roll-off Box	40-yard Roll-off Box	On-call of scheduled service (cost per collection)	$ 126.61	$ 22.34	$ 148.95	$ 266.77	$ 47.08	$ 16.55	$ 479.35	$ 41.26	$ 8.60	$ 36.10	$ 565.31	$ 28.14	$ 4.94	$ 16.29	$ 528.71

8. Permanent Compactor and Roll-Off Box - Source Separated Food Scraps

#	Sector/Stream	Description	Size	Frequency of Collection	Collection Component (85% Labor and 15% Fuel)			Processing Component	Disposal Component	Non-escalating Capital Component	Total Base Rate	Compliance Cost Component	Procurement Cost Component	Laguna Hills Pavement Impact Cost Component	Total Laguna Hills Rate	Compliance Cost Component	Procurement Cost Component	Lake Forest Pavement Impact Cost Component	Total Lake Forest Rate
					Labor	Fuel	Collection	Composting											
8a	Commercial/Multi-family Source-separated Food Scraps	Permanent Compactor	3-yard Compactor	On-call of scheduled service (cost per collection)	$ 46.63	$ 8.23	$ 54.86	$ 304.45	$ 53.73	$ 13.87	$ 426.90	$ 36.75	$ 7.66	$ 32.15	$ 503.46	$ 25.06	$ 4.40	$ 14.51	$ 470.86
8b	Commercial/Multi-family Source-separated Food Scraps	Permanent Compactor	4-yard Compactor	On-call of scheduled service (cost per collection)	$ 62.17	$ 10.97	$ 73.14	$ 405.94	$ 71.64	$ 18.49	$ 569.20	$ 49.00	$ 10.21	$ 42.87	$ 671.28	$ 33.41	$ 5.86	$ 19.34	$ 627.82
8c	Commercial/Multi-family Source-separated Food Scraps	Permanent Compactor	6-yard Compactor	On-call of scheduled service (cost per collection)	$ 93.26	$ 16.46	$ 109.71	$ 608.90	$ 107.45	$ 27.73	$ 853.80	$ 73.49	$ 15.31	$ 64.31	$ 1,006.91	$ 50.11	$ 8.79	$ 29.01	$ 941.72
8d	Commercial/Multi-family Source-separated Food Scraps	Permanent Compactor/	10-yard compactor	On-call of scheduled service (cost per collection)	$ 164.59	$ 24.58	$ 189.17	$ 1,005.55	$ 177.45	$ 16.55	$ 1,388.72	$ 119.54	$ 24.90	$ 104.59	$ 1,637.75	$ 81.51	$ 14.30	$ 47.19	$ 1,531.72
8e	Commercial/Multi-family Source-separated Food Scraps	Permanent Compactor	20-yard compactor	On-call of scheduled service (cost per collection)	$ 164.59	$ 24.58	$ 189.17	$ 781.47	$ 137.91	$ 16.55	$ 1,125.10	$ 96.85	$ 20.18	$ 84.74	$ 1,326.86	$ 66.04	$ 11.59	$ 38.23	$ 1,240.95
8f	Commercial/Multi-family Source-separated Food Scraps	Permanent Compactor	25-yard Compactor	On-call of scheduled service (cost per collection)	$ 164.59	$ 24.58	$ 189.17	$ 781.47	$ 137.91	$ 16.55	$ 1,125.10	$ 96.85	$ 20.18	$ 84.74	$ 1,326.86	$ 66.04	$ 11.59	$ 38.23	$ 1,240.95
8g	Commercial/Multi-family Source-separated Food Scraps	Permanent Compactor	30-yard Compactor	On-call of scheduled service (cost per collection)	$ 164.59	$ 24.58	$ 189.17	$ 781.47	$ 137.91	$ 16.55	$ 1,125.10	$ 96.85	$ 20.18	$ 84.74	$ 1,326.86	$ 66.04	$ 11.59	$ 38.23	$ 1,240.95
8h	Commercial/Multi-family Source-separated Food Scraps	Permanent Compactor	40-yard Compactor	On-call of scheduled service (cost per collection)	$ 164.59	$ 24.58	$ 189.17	$ 781.47	$ 137.91	$ 16.55	$ 1,125.10	$ 96.85	$ 20.18	$ 84.74	$ 1,326.86	$ 66.04	$ 11.59	$ 38.23	$ 1,240.95
8i	Commercial/Multi-family Source-separated Food Scraps	Permanent Roll-off Box	10-yard Roll-off Box	On-call of scheduled service (cost per collection)	$ 126.61	$ 22.34	$ 148.95	$ 1,005.55	$ 177.45	$ 16.55	$ 1,348.50	$ 116.08	$ 24.18	$ 101.57	$ 1,590.32	$ 79.15	$ 13.89	$ 45.82	$ 1,487.36
8j	Commercial/Multi-family Source-separated Food Scraps	Permanent Roll-off Box	20-yard Roll-off Box	On-call of scheduled service (cost per collection)	$ 126.61	$ 22.34	$ 148.95	$ 601.13	$ 106.08	$ 16.55	$ 872.72	$ 75.12	$ 15.65	$ 65.73	$ 1,029.22	$ 51.22	$ 8.99	$ 29.66	$ 962.58
8k	Commercial/Multi-family Source-separated Food Scraps	Permanent Roll-off Box	25-yard Roll-off Box	On-call of scheduled service (cost per collection)	$ 126.61	$ 22.34	$ 148.95	$ 601.13	$ 106.08	$ 16.55	$ 872.72	$ 75.12	$ 15.65	$ 65.73	$ 1,029.22	$ 51.22	$ 8.99	$ 29.66	$ 962.58
8l	Commercial/Multi-family Source-separated Food Scraps	Permanent Roll-off Box	30-yard Roll-off Box	On-call of scheduled service (cost per collection)	$ 126.61	$ 22.34	$ 148.95	$ 601.13	$ 106.08	$ 16.55	$ 872.72	$ 75.12	$ 15.65	$ 65.73	$ 1,029.22	$ 51.22	$ 8.99	$ 29.66	$ 962.58
8m	Commercial/Multi-family Source-separated Food Scraps	Permanent Roll-off Box	40-yard Roll-off Box	On-call of scheduled service (cost per collection)	$ 126.61	$ 22.34	$ 148.95	$ 601.13	$ 106.08	$ 16.55	$ 872.72	$ 75.12	$ 15.65	$ 65.73	$ 1,029.22	$ 51.22	$ 8.99	$ 29.66	$ 962.58

9. Permanent Compactor and Roll-Off Box - Source Separated Yard Trimmings

#	Sector/Stream	Description	Size	Frequency of Collection	Collection Component (85% Labor and 15% Fuel)			Processing Component	Disposal Component	Non-escalating Capital Component	Total Base Rate	Compliance Cost Component	Procurement Cost Component	Laguna Hills Pavement Impact Cost Component	Total Laguna Hills Rate	Compliance Cost Component	Procurement Cost Component	Lake Forest Pavement Impact Cost Component	Total Lake Forest Rate
					Labor	Fuel	Collection	Composting											
9a	Commercial/Multi-family Source-separated Yard Trimmings	Permanent Compactor	3-yard Compactor	On-call of scheduled service (cost per collection)	$ 46.63	$ 8.23	$ 54.86	$ 135.11	$ 23.84	$ 13.87	$ 227.68	$ 19.60	$ 4.08	$ 17.15	$ 268.51	$ 13.36	$ 2.34	$ 7.74	$ 251.12

#	Sector/Stream	Description	Size	Frequency of Collection	Collection Component (85% Labor and 15% Fuel) Labor	Fuel	Collection	Processing Component Clean MRF	Disposal Component	Non-escalating Capital Component	Total Base Rate	Laguna Hills Regulatory Compliance Cost	Laguna Hills Procurement Cost	Laguna Hills Pavement Impact Cost Component	Total Laguna Hills Rate	Lake Forest Regulatory Compliance Cost	Lake Forest Procurement Cost	Lake Forest Pavement Impact Cost Component	Total Lake Forest Rate
9b	Commercial/Multi-family Source-separated Yard Trimmings	Permanent Compactor	4-yard Compactor	On-call of scheduled service (cost per collection)	$ 62.17	$ 10.97	$ 73.14	$ 180.15	$ 31.79	$ 18.49	$ 303.57	$ 26.13	$ 5.44	$ 22.86	$ 358.01	$ 17.82	$ 3.13	$ 10.32	$ 334.83
9c	Commercial/Multi-family Source-separated Yard Trimmings	Permanent Compactor	6-yard Compactor	On-call of scheduled service (cost per collection)	$ 93.26	$ 16.46	$ 109.71	$ 270.22	$ 47.69	$ 27.73	$ 455.36	$ 39.20	$ 8.17	$ 34.30	$ 537.01	$ 26.73	$ 4.69	$ 15.47	$ 502.25
9d	Commercial/Multi-family Source-separated Yard Trimmings	Permanent Compactor/	10-yard compactor	On-call of scheduled service (cost per collection)	$ 164.59	$ 24.58	$ 189.17	$ 446.25	$ 78.75	$ 16.55	$ 730.72	$ 62.90	$ 13.10	$ 55.04	$ 861.75	$ 42.89	$ 7.52	$ 24.83	$ 805.96
9e	Commercial/Multi-family Source-separated Yard Trimmings	Permanent Compactor	20-yard compactor	On-call of scheduled service (cost per collection)	$ 164.59	$ 24.58	$ 189.17	$ 346.81	$ 61.20	$ 16.55	$ 613.73	$ 52.83	$ 11.01	$ 46.22	$ 723.78	$ 36.02	$ 6.32	$ 20.86	$ 676.92
9f	Commercial/Multi-family Source-separated Yard Trimmings	Permanent Compactor	25-yard Compactor	On-call of scheduled service (cost per collection)	$ 164.59	$ 24.58	$ 189.17	$ 346.81	$ 61.20	$ 16.55	$ 613.73	$ 52.83	$ 11.01	$ 46.22	$ 723.78	$ 36.02	$ 6.32	$ 20.86	$ 676.92
9g	Commercial/Multi-family Source-separated Yard Trimmings	Permanent Compactor	30-yard Compactor	On-call of scheduled service (cost per collection)	$ 164.59	$ 24.58	$ 189.17	$ 346.81	$ 61.20	$ 16.55	$ 613.73	$ 52.83	$ 11.01	$ 46.22	$ 723.78	$ 36.02	$ 6.32	$ 20.86	$ 676.92
9h	Commercial/Multi-family Source-separated Yard Trimmings	Permanent Compactor	40-yard Compactor	On-call of scheduled service (cost per collection)	$ 164.59	$ 24.58	$ 189.17	$ 346.81	$ 61.20	$ 16.55	$ 613.73	$ 52.83	$ 11.01	$ 46.22	$ 723.78	$ 36.02	$ 6.32	$ 20.86	$ 676.92
9i	Commercial/Multi-family Source-separated Yard Trimmings	Permanent Roll-off Box	10-yard Roll-off Box	On-call of scheduled service (cost per collection)	$ 126.61	$ 22.34	$ 148.95	$ 446.25	$ 78.75	$ 16.55	$ 690.50	$ 59.44	$ 12.38	$ 52.01	$ 814.33	$ 40.53	$ 7.11	$ 23.46	$ 761.60
9j	Commercial/Multi-family Source-separated Yard Trimmings	Permanent Roll-off Box	20-yard Roll-off Box	On-call of scheduled service (cost per collection)	$ 126.61	$ 22.34	$ 148.95	$ 266.77	$ 47.08	$ 16.55	$ 479.35	$ 41.26	$ 8.60	$ 36.10	$ 565.31	$ 28.14	$ 4.94	$ 16.29	$ 528.71
9k	Commercial/Multi-family Source-separated Yard Trimmings	Permanent Roll-off Box	25-yard Roll-off Box	On-call of scheduled service (cost per collection)	$ 126.61	$ 22.34	$ 148.95	$ 266.77	$ 47.08	$ 16.55	$ 479.35	$ 41.26	$ 8.60	$ 36.10	$ 565.31	$ 28.14	$ 4.94	$ 16.29	$ 528.71
9l	Commercial/Multi-family Source-separated Yard Trimmings	Permanent Roll-off Box	30-yard Roll-off Box	On-call of scheduled service (cost per collection)	$ 126.61	$ 22.34	$ 148.95	$ 266.77	$ 47.08	$ 16.55	$ 479.35	$ 41.26	$ 8.60	$ 36.10	$ 565.31	$ 28.14	$ 4.94	$ 16.29	$ 528.71
9m	Commercial/Multi-family Source-separated Yard Trimmings	Permanent Roll-off Box	40-yard Roll-off Box	On-call of scheduled service (cost per collection)	$ 126.61	$ 22.34	$ 148.95	$ 266.77	$ 47.08	$ 16.55	$ 479.35	$ 41.26	$ 8.60	$ 36.10	$ 565.31	$ 28.14	$ 4.94	$ 16.29	$ 528.71

10. Permanent Compactor and Roll-Off Box - Co-collected Food Scraps and Yard Trimmings

#	Sector/Stream	Description	Size	Frequency of Collection	Collection Component (85% Labor and 15% Fuel) Labor	Fuel	Collection	Processing Component Composting	Disposal Component	Non-escalating Capital Component	Total Base Rate	Compliance Cost Component	Procurement Cost Component	Laguna Hills Pavement Impact Cost Component	Total Laguna Hills Rate	Compliance Cost Component	Procurement Cost Component	Lake Forest Pavement Impact Cost Component	Total Lake Forest Rate
10a	Commercial/Multi-family Co-collected Food Scraps and Yard Trimmings	Permanent Compactor	3-yard Compactor	On-call of scheduled service (cost per collection)	$ 46.63	$ 8.23	$ 54.86	$ 304.45	$ 53.73	$ 13.87	$ 426.90	$ 36.75	$ 7.66	$ 32.15	$ 503.46	$ 25.06	$ 4.40	$ 14.51	$ 470.86
10b	Commercial/Multi-family Co-collected Food Scraps and Yard Trimmings	Permanent Compactor	4-yard Compactor	On-call of scheduled service (cost per collection)	$ 62.17	$ 10.97	$ 73.14	$ 405.94	$ 71.64	$ 18.49	$ 569.20	$ 49.00	$ 10.21	$ 42.87	$ 671.28	$ 33.41	$ 5.86	$ 19.34	$ 627.82
10c	Commercial/Multi-family Co-collected Food Scraps and Yard Trimmings	Permanent Compactor	6-yard Compactor	On-call of scheduled service (cost per collection)	$ 93.26	$ 16.46	$ 109.71	$ 608.90	$ 107.45	$ 27.73	$ 853.80	$ 73.49	$ 15.31	$ 64.31	$ 1,006.91	$ 50.11	$ 8.79	$ 29.01	$ 941.72
10d	Commercial/Multi-family Co-collected Food Scraps and Yard Trimmings	Permanent Compactor/	10-yard compactor	On-call of scheduled service (cost per collection)	$ 164.59	$ 24.58	$ 189.17	$ 1,005.55	$ 177.45	$ 16.55	$ 1,388.72	$ 119.54	$ 24.90	$ 104.59	$ 1,637.75	$ 81.51	$ 14.30	$ 47.19	$ 1,531.72
10e	Commercial/Multi-family Co-collected Food Scraps and Yard Trimmings	Permanent Compactor	20-yard compactor	On-call of scheduled service (cost per collection)	$ 164.59	$ 24.58	$ 189.17	$ 781.47	$ 137.91	$ 16.55	$ 1,125.10	$ 96.85	$ 20.18	$ 84.74	$ 1,326.86	$ 66.04	$ 11.59	$ 38.23	$ 1,240.95
10f	Commercial/Multi-family Co-collected Food Scraps and Yard Trimmings	Permanent Compactor	25-yard Compactor	On-call of scheduled service (cost per collection)	$ 164.59	$ 24.58	$ 189.17	$ 781.47	$ 137.91	$ 16.55	$ 1,125.10	$ 96.85	$ 20.18	$ 84.74	$ 1,326.86	$ 66.04	$ 11.59	$ 38.23	$ 1,240.95
10g	Commercial/Multi-family Co-collected Food Scraps and Yard Trimmings	Permanent Compactor	30-yard Compactor	On-call of scheduled service (cost per collection)	$ 164.59	$ 24.58	$ 189.17	$ 781.47	$ 137.91	$ 16.55	$ 1,125.10	$ 96.85	$ 20.18	$ 84.74	$ 1,326.86	$ 66.04	$ 11.59	$ 38.23	$ 1,240.95
10h	Commercial/Multi-family Co-collected Food Scraps and Yard Trimmings	Permanent Compactor	40-yard Compactor	On-call of scheduled service (cost per collection)	$ 164.59	$ 24.58	$ 189.17	$ 781.47	$ 137.91	$ 16.55	$ 1,125.10	$ 96.85	$ 20.18	$ 84.74	$ 1,326.86	$ 66.04	$ 11.59	$ 38.23	$ 1,240.95
10i	Commercial/Multi-family Co-collected Food Scraps and Yard Trimmings	Permanent Roll-off Box	10-yard Roll-off Box	On-call of scheduled service (cost per collection)	$ 126.61	$ 22.34	$ 148.95	$ 1,005.55	$ 177.45	$ 16.55	$ 1,348.50	$ 116.08	$ 24.18	$ 101.57	$ 1,590.32	$ 79.15	$ 13.89	$ 45.82	$ 1,487.36
10j	Commercial/Multi-family Co-collected Food Scraps and Yard Trimmings	Permanent Roll-off Box	20-yard Roll-off Box	On-call of scheduled service (cost per collection)	$ 126.61	$ 22.34	$ 148.95	$ 601.13	$ 106.08	$ 16.55	$ 872.72	$ 75.12	$ 15.65	$ 65.73	$ 1,029.22	$ 51.22	$ 8.99	$ 29.66	$ 962.58
10k	Commercial/Multi-family Co-collected Food Scraps and Yard Trimmings	Permanent Roll-off Box	25-yard Roll-off Box	On-call of scheduled service (cost per collection)	$ 126.61	$ 22.34	$ 148.95	$ 601.13	$ 106.08	$ 16.55	$ 872.72	$ 75.12	$ 15.65	$ 65.73	$ 1,029.22	$ 51.22	$ 8.99	$ 29.66	$ 962.58
10l	Commercial/Multi-family Co-collected Food Scraps and Yard Trimmings	Permanent Roll-off Box	30-yard Roll-off Box	On-call of scheduled service (cost per collection)	$ 126.61	$ 22.34	$ 148.95	$ 601.13	$ 106.08	$ 16.55	$ 872.72	$ 75.12	$ 15.65	$ 65.73	$ 1,029.22	$ 51.22	$ 8.99	$ 29.66	$ 962.58
10m	Commercial/Multi-family Co-collected Food Scraps and Yard Trimmings	Permanent Roll-off Box	40-yard Roll-off Box	On-call of scheduled service (cost per collection)	$ 126.61	$ 22.34	$ 148.95	$ 601.13	$ 106.08	$ 16.55	$ 872.72	$ 75.12	$ 15.65	$ 65.73	$ 1,029.22	$ 51.22	$ 8.99	$ 29.66	$ 962.58

11. Permanent Compactor and Roll-Off Box - MSW Direct-hauled to the Landfill Service

#	Sector/Stream	Description	Size	Frequency of Collection	Collection Component (85% Labor and 15% Fuel) Labor	Fuel	Collection	Disposal Component	Non-escalating Capital Component	Total Base Rate	Laguna Hills Regulatory Compliance Cost	Laguna Hills Procurement Cost	Laguna Hills Pavement Impact Cost Component	Total Laguna Hills Rate	Lake Forest Regulatory Compliance Cost	Lake Forest Procurement Cost	Lake Forest Pavement Impact Cost Component	Total Lake Forest Rate
11a	Commercial/Multi-family MSW	Permanent Compactor	3-yard Compactor	On-call of scheduled service (cost per collection)	$ 93.26	$ 16.46	$ 109.71	$ 139.88	$ 27.73	$ 277.33	$ 23.87	$ 4.97	$ 20.89	$ 327.06	$ 16.28	$ 2.86	$ 9.42	$ 305.88
11b	Commercial/Multi-family MSW	Permanent Compactor	4-yard Compactor	On-call of scheduled service (cost per collection)	$ 124.34	$ 21.94	$ 146.28	$ 186.51	$ 36.98	$ 369.77	$ 31.83	$ 6.63	$ 27.85	$ 436.08	$ 21.70	$ 3.81	$ 12.57	$ 407.84
11c	Commercial/Multi-family MSW	Permanent Compactor	6-yard Compactor	On-call of scheduled service (cost per collection)	$ 186.51	$ 32.91	$ 219.43	$ 279.76	$ 55.47	$ 554.65	$ 47.74	$ 9.95	$ 41.76	$ 654.12	$ 32.56	$ 5.71	$ 18.85	$ 611.77
11d	Commercial/Multi-family MSW	Permanent Compactor/	10-yard compactor	On-call of scheduled service (cost per collection)	$ 329.18	$ 49.15	$ 378.33	$ 462.00	$ 33.10	$ 873.43	$ 75.18	$ 15.66	$ 65.78	$ 1,030.06	$ 51.27	$ 8.99	$ 29.68	$ 963.37
11e	Commercial/Multi-family MSW	Permanent Compactor	20-yard compactor	On-call of scheduled service (cost per collection)	$ 329.18	$ 49.15	$ 378.33	$ 359.05	$ 33.10	$ 770.48	$ 66.32	$ 13.82	$ 58.03	$ 908.65	$ 45.22	$ 7.93	$ 26.18	$ 849.82
11f	Commercial/Multi-family MSW	Permanent Compactor	25-yard Compactor	On-call of scheduled service (cost per collection)	$ 329.18	$ 49.15	$ 378.33	$ 359.05	$ 33.10	$ 770.48	$ 66.32	$ 13.82	$ 58.03	$ 908.65	$ 45.22	$ 7.93	$ 26.18	$ 849.82
11g	Commercial/Multi-family MSW	Permanent Compactor	30-yard Compactor	On-call of scheduled service (cost per collection)	$ 329.18	$ 49.15	$ 378.33	$ 359.05	$ 33.10	$ 770.48	$ 66.32	$ 13.82	$ 58.03	$ 908.65	$ 45.22	$ 7.93	$ 26.18	$ 849.82
11h	Commercial/Multi-family MSW	Permanent Compactor	40-yard Compactor	On-call of scheduled service (cost per collection)	$ 329.18	$ 49.15	$ 378.33	$ 359.05	$ 33.10	$ 770.48	$ 66.32	$ 13.82	$ 58.03	$ 908.65	$ 45.22	$ 7.93	$ 26.18	$ 849.82
11i	Commercial/Multi-family MSW	Permanent Roll-off Box	10-yard Roll-off Box	On-call of scheduled service (cost per collection)	$ 253.22	$ 44.69	$ 297.90	$ 462.00	$ 33.10	$ 793.00	$ 68.26	$ 14.22	$ 59.73	$ 935.21	$ 46.55	$ 8.17	$ 26.95	$ 874.66
11j	Commercial/Multi-family MSW	Permanent Roll-off Box	20-yard Roll-off Box	On-call of scheduled service (cost per collection)	$ 253.22	$ 44.69	$ 297.90	$ 276.19	$ 33.10	$ 607.19	$ 52.27	$ 10.89	$ 45.73	$ 716.08	$ 35.64	$ 6.25	$ 20.63	$ 669.72
11k	Commercial/Multi-family MSW	Permanent Roll-off Box	25-yard Roll-off Box	On-call of scheduled service (cost per collection)	$ 253.22	$ 44.69	$ 297.90	$ 276.19	$ 33.10	$ 607.19	$ 52.27	$ 10.89	$ 45.73	$ 716.08	$ 35.64	$ 6.25	$ 20.63	$ 669.72
11l	Commercial/Multi-family MSW	Permanent Roll-off Box	30-yard Roll-off Box	On-call of scheduled service (cost per collection)	$ 253.22	$ 44.69	$ 297.90	$ 276.19	$ 33.10	$ 607.19	$ 52.27	$ 10.89	$ 45.73	$ 716.08	$ 35.64	$ 6.25	$ 20.63	$ 669.72
11m	Commercial/Multi-family MSW	Permanent Roll-off Box	40-yard Roll-off Box	On-call of scheduled service (cost per collection)	$ 253.22	$ 44.69	$ 297.90	$ 276.19	$ 33.10	$ 607.19	$ 52.27	$ 10.89	$ 45.73	$ 716.08	$ 35.64	$ 6.25	$ 20.63	$ 669.72

12. Temporary Bin and Roll-Off Bin Divertible Service - Single-Material Recyclables and Single-Stream Recyclables

#	Sector/Stream	Description	Size	Frequency of Collection	Collection Component (85% Labor and 15% Fuel) Labor	Fuel	Collection	Processing Component Clean MRF	Disposal Component	Non-escalating Capital Component	Total Base Rate	Laguna Hills Regulatory Compliance Cost	Laguna Hills Procurement Cost	Laguna Hills Pavement Impact Cost Component	Total Laguna Hills Rate	Lake Forest Regulatory Compliance Cost	Lake Forest Procurement Cost	Lake Forest Pavement Impact Cost Component	Total Lake Forest Rate
12a	Commercial/Multi-family Single-material and Single-stream Recyclables Service	Temporary Bin	2-yard Bin	Same day (same day collection service - cost per collection)	$ 68.40	$ 12.07	$ 80.48	$ 8.29	$ 1.46	$ 7.28	$ 97.50	$ 8.39	$ 1.75	$ 7.34	$ 114.98	$ 5.72	$ 1.00	$ 3.31	$ 107.54
12a	Commercial/Multi-family Single-material and Single-stream Recyclables Service	Temporary Bin	2-yard Bin	Weekly (i.e. Monday collection, with the collection again on the following Monday - cost per collection)	$ 68.40	$ 12.07	$ 80.48	$ 8.29	$ 1.46	$ 7.28	$ 97.50	$ 8.39	$ 1.75	$ 7.34	$ 114.98	$ 5.72	$ 1.00	$ 3.31	$ 107.54

#	Sector/Stream	Description	Size	Frequency of Collection	Collection Component (85% Labor and 15% Fuel)			Processing Component	Disposal Component	Non-escalating Capital Component	Total Base Rate	Laguna Hills Regulatory Compliance Cost	Laguna Hills Procurement Cost	Laguna Hills Pavement Impact Cost Component	Total Laguna Hills Rate	Lake Forest Regulatory Compliance Cost	Lake Forest Procurement Cost	Lake Forest Pavement Impact Cost Component	Total Lake Forest Rate
					Labor	Fuel	Collection	Clean MRF											
12a	Commercial/Multi-family Single-material and Single-stream Recyclables Service	Temporary Bin	2-yard Bin	Weekend (i.e. collection on Saturday or Sunday - cost per collection)	$ 68.40	$ 12.07	$ 80.48	$ 8.29	$ 1.46	$ 7.28	$ 97.50	$ 8.39	$ 1.75	$ 7.34	$ 114.98	$ 5.72	$ 1.00	$ 3.31	$ 107.54
12b	Commercial/Multi-family Single-material and Single-stream Recyclables Service	Temporary Bin	3-yard Bin	Same day (same day collection service - cost per collection)	$ 68.40	$ 12.07	$ 80.48	$ 8.29	$ 1.46	$ 7.28	$ 97.50	$ 8.39	$ 1.75	$ 7.34	$ 114.98	$ 5.72	$ 1.00	$ 3.31	$ 107.54
12b	Commercial/Multi-family Single-material and Single-stream Recyclables Service	Temporary Bin	3-yard Bin	Weekly (i.e. Monday collection, with the collection again on the following Monday - cost per collection)	$ 68.40	$ 12.07	$ 80.48	$ 8.29	$ 1.46	$ 7.28	$ 97.50	$ 8.39	$ 1.75	$ 7.34	$ 114.98	$ 5.72	$ 1.00	$ 3.31	$ 107.54
12b	Commercial/Multi-family Single-material and Single-stream Recyclables Service	Temporary Bin	3-yard Bin	Weekend (i.e. collection on Saturday or Sunday - cost per collection)	$ 68.40	$ 12.07	$ 80.48	$ 8.29	$ 1.46	$ 7.28	$ 97.50	$ 8.39	$ 1.75	$ 7.34	$ 114.98	$ 5.72	$ 1.00	$ 3.31	$ 107.54
12c	Commercial/Multi-family Single-material and Single-stream Recyclables Service	Temporary Bin	4-yard Bin	Same day (same day collection service - cost per collection)	$ 70.17	$ 12.38	$ 82.55	$ 11.05	$ 1.95	$ 6.95	$ 102.50	$ 8.82	$ 1.84	$ 7.72	$ 120.88	$ 6.02	$ 1.06	$ 3.48	$ 113.05
12c	Commercial/Multi-family Single-material and Single-stream Recyclables Service	Temporary Bin	4-yard Bin	Weekly (i.e. Monday collection, with the collection again on the following Monday - cost per collection)	$ 70.17	$ 12.38	$ 82.55	$ 11.05	$ 1.95	$ 6.95	$ 102.50	$ 8.82	$ 1.84	$ 7.72	$ 120.88	$ 6.02	$ 1.06	$ 3.48	$ 113.05
12c	Commercial/Multi-family Single-material and Single-stream Recyclables Service	Temporary Bin	4-yard Bin	Weekend (i.e. collection on Saturday or Sunday - cost per collection)	$ 70.17	$ 12.38	$ 82.55	$ 11.05	$ 1.95	$ 6.95	$ 102.50	$ 8.82	$ 1.84	$ 7.72	$ 120.88	$ 6.02	$ 1.06	$ 3.48	$ 113.05
12d	Commercial/Multi-family Single-material and Single-stream Recyclables Service	Temporary Bin	6-yard Bin	Same day (same day collection service - cost per collection)	$ 73.70	$ 13.01	$ 86.70	$ 16.58	$ 2.93	$ 6.30	$ 112.50	$ 9.68	$ 2.02	$ 8.47	$ 132.67	$ 6.60	$ 1.16	$ 3.82	$ 124.08
12d	Commercial/Multi-family Single-material and Single-stream Recyclables Service	Temporary Bin	6-yard Bin	Weekly (i.e. Monday collection, with the collection again on the following Monday - cost per collection)	$ 73.70	$ 13.01	$ 86.70	$ 16.58	$ 2.93	$ 6.30	$ 112.50	$ 9.68	$ 2.02	$ 8.47	$ 132.67	$ 6.60	$ 1.16	$ 3.82	$ 124.08
12d	Commercial/Multi-family Single-material and Single-stream Recyclables Service	Temporary Bin	6-yard Bin	Weekend (i.e. collection on Saturday or Sunday - cost per collection)	$ 73.70	$ 13.01	$ 86.70	$ 16.58	$ 2.93	$ 6.30	$ 112.50	$ 9.68	$ 2.02	$ 8.47	$ 132.67	$ 6.60	$ 1.16	$ 3.82	$ 124.08
12e	Commercial/Multi-family Single-material and Single-stream Recyclables Service	Temporary Bin	10-yard Roll-off	Weekly (i.e. Monday collection, with the collection again on the following Monday - cost per collection)	$ 106.72	$ 18.83	$ 125.55	$ 255.00	$ 45.00	$ 13.95	$ 439.50	$ 37.83	$ 7.88	$ 33.10	$ 518.31	$ 25.80	$ 4.53	$ 14.93	$ 484.76
12e	Commercial/Multi-family Single-material and Single-stream Recyclables Service	Temporary Bin	10-yard Roll-off	Weekend (i.e. collection on Saturday or Sunday - cost per collection)	$ 106.72	$ 18.83	$ 125.55	$ 255.00	$ 45.00	$ 13.95	$ 439.50	$ 37.83	$ 7.88	$ 33.10	$ 518.31	$ 25.80	$ 4.53	$ 14.93	$ 484.76
12e	Commercial/Multi-family Single-material and Single-stream Recyclables Service	Temporary Bin	10-yard Roll-off	Same day (same day collection service - cost per collection)	$ 106.72	$ 18.83	$ 125.55	$ 255.00	$ 45.00	$ 13.95	$ 439.50	$ 37.83	$ 7.88	$ 33.10	$ 518.31	$ 25.80	$ 4.53	$ 14.93	$ 484.76
12f	Commercial/Multi-family Single-material and Single-stream Recyclables Service	Temporary Bin	20-yard Roll-off	Weekly (i.e. Monday collection, with the collection again on the following Monday - cost per collection)	$ 106.72	$ 18.83	$ 125.55	$ 191.25	$ 33.75	$ 13.95	$ 364.50	$ 31.38	$ 6.54	$ 27.45	$ 429.86	$ 21.39	$ 3.75	$ 12.39	$ 402.03
12f	Commercial/Multi-family Single-material and Single-stream Recyclables Service	Temporary Bin	20-yard Roll-off	Weekend (i.e. collection on Saturday or Sunday - cost per collection)	$ 106.72	$ 18.83	$ 125.55	$ 191.25	$ 33.75	$ 13.95	$ 364.50	$ 31.38	$ 6.54	$ 27.45	$ 429.86	$ 21.39	$ 3.75	$ 12.39	$ 402.03
12f	Commercial/Multi-family Single-material and Single-stream Recyclables Service	Temporary Bin	20-yard Roll-off	Same day (same day collection service - cost per collection)	$ 106.72	$ 18.83	$ 125.55	$ 191.25	$ 33.75	$ 13.95	$ 364.50	$ 31.38	$ 6.54	$ 27.45	$ 429.86	$ 21.39	$ 3.75	$ 12.39	$ 402.03
12g	Commercial/Multi-family Single-material and Single-stream Recyclables Service	Temporary Bin	25-yard Roll-off	Weekly (i.e. Monday collection, with the collection again on the following Monday - cost per collection)	$ 106.72	$ 18.83	$ 125.55	$ 191.25	$ 33.75	$ 13.95	$ 364.50	$ 31.38	$ 6.54	$ 27.45	$ 429.86	$ 21.39	$ 3.75	$ 12.39	$ 402.03
12g	Commercial/Multi-family Single-material and Single-stream Recyclables Service	Temporary Bin	25-yard Roll-off	Weekend (i.e. collection on Saturday or Sunday - cost per collection)	$ 106.72	$ 18.83	$ 125.55	$ 191.25	$ 33.75	$ 13.95	$ 364.50	$ 31.38	$ 6.54	$ 27.45	$ 429.86	$ 21.39	$ 3.75	$ 12.39	$ 402.03
12g	Commercial/Multi-family Single-material and Single-stream Recyclables Service	Temporary Bin	25-yard Roll-off	Same day (same day collection service - cost per collection)	$ 106.72	$ 18.83	$ 125.55	$ 191.25	$ 33.75	$ 13.95	$ 364.50	$ 31.38	$ 6.54	$ 27.45	$ 429.86	$ 21.39	$ 3.75	$ 12.39	$ 402.03
12h	Commercial/Multi-family Single-material and Single-stream Recyclables Service	Temporary Bin	30-yard Roll-off	Weekly (i.e. Monday collection, with the collection again on the following Monday - cost per collection)	$ 106.72	$ 18.83	$ 125.55	$ 191.25	$ 33.75	$ 13.95	$ 364.50	$ 31.38	$ 6.54	$ 27.45	$ 429.86	$ 21.39	$ 3.75	$ 12.39	$ 402.03
12h	Commercial/Multi-family Single-material and Single-stream Recyclables Service	Temporary Bin	30-yard Roll-off	Weekend (i.e. collection on Saturday or Sunday - cost per collection)	$ 106.72	$ 18.83	$ 125.55	$ 191.25	$ 33.75	$ 13.95	$ 364.50	$ 31.38	$ 6.54	$ 27.45	$ 429.86	$ 21.39	$ 3.75	$ 12.39	$ 402.03
12h	Commercial/Multi-family Single-material and Single-stream Recyclables Service	Temporary Bin	30-yard Roll-off	Same day (same day collection service - cost per collection)	$ 106.72	$ 18.83	$ 125.55	$ 191.25	$ 33.75	$ 13.95	$ 364.50	$ 31.38	$ 6.54	$ 27.45	$ 429.86	$ 21.39	$ 3.75	$ 12.39	$ 402.03
12i	Commercial/Multi-family Single-material and Single-stream Recyclables Service	Temporary Bin	40-yard Roll-off	Weekly (i.e. Monday collection, with the collection again on the following Monday - cost per collection)	$ 106.72	$ 18.83	$ 125.55	$ 159.38	$ 28.13	$ 13.95	$ 327.00	$ 28.15	$ 5.86	$ 24.63	$ 385.64	$ 19.19	$ 3.37	$ 11.11	$ 360.67
12i	Commercial/Multi-family Single-material and Single-stream Recyclables Service	Temporary Bin	40-yard Roll-off	Weekend (i.e. collection on Saturday or Sunday - cost per collection)	$ 106.72	$ 18.83	$ 125.55	$ 159.38	$ 28.13	$ 13.95	$ 327.00	$ 28.15	$ 5.86	$ 24.63	$ 385.64	$ 19.19	$ 3.37	$ 11.11	$ 360.67
12i	Commercial/Multi-family Single-material and Single-stream Recyclables Service	Temporary Bin	40-yard Roll-off	Same day (same day collection service - cost per collection)	$ 106.72	$ 18.83	$ 125.55	$ 159.38	$ 28.13	$ 13.95	$ 327.00	$ 28.15	$ 5.86	$ 24.63	$ 385.64	$ 19.19	$ 3.37	$ 11.11	$ 360.67

13. Temporary Bin and Roll-Off Bin Divertible Service - Source-separated Food Scraps

#	Sector/Stream	Description	Size	Frequency of Collection	Collection Component (85% Labor and 15% Fuel)			Processing Component	Disposal Component	Non-escalating Capital Component	Total Base Rate	Compliance Cost Component	Procurement Cost Component	Laguna Hills Pavement Impact Cost Component	Total Laguna Hills Rate	Compliance Cost Component	Procurement Cost Component	Lake Forest Pavement Impact Cost Component	Total Lake Forest Rate
					Labor	Fuel	Collection	Composting											
13a	Commercial/Multi-family Source-separated Food Scraps	Temporary Bin	2-yard Bin	Same day (same day collection service - cost per collection)	$ 68.40	$ 12.07	$ 80.48	$ 8.29	$ 1.46	$ 7.28	$ 97.50	$ 8.39	$ 1.75	$ 7.34	$ 114.98	$ 5.72	$ 1.00	$ 3.31	$ 107.54
13a	Commercial/Multi-family Source-separated Food Scraps	Temporary Bin	2-yard Bin	Weekly (i.e. Monday collection, with the collection again on the following Monday - cost per collection)	$ 68.40	$ 12.07	$ 80.48	$ 8.29	$ 1.46	$ 7.28	$ 97.50	$ 8.39	$ 1.75	$ 7.34	$ 114.98	$ 5.72	$ 1.00	$ 3.31	$ 107.54
13a	Commercial/Multi-family Source-separated Food Scraps	Temporary Bin	2-yard Bin	Weekend (i.e. collection on Saturday or Sunday - cost per collection)	$ 68.40	$ 12.07	$ 80.48	$ 8.29	$ 1.46	$ 7.28	$ 97.50	$ 8.39	$ 1.75	$ 7.34	$ 114.98	$ 5.72	$ 1.00	$ 3.31	$ 107.54
13b	Commercial/Multi-family Source-separated Food Scraps	Temporary Bin	3-yard Bin	Same day (same day collection service - cost per collection)	$ 68.40	$ 12.07	$ 80.48	$ 8.29	$ 1.46	$ 7.28	$ 97.50	$ 8.39	$ 1.75	$ 7.34	$ 114.98	$ 5.72	$ 1.00	$ 3.31	$ 107.54
13b	Commercial/Multi-family Source-separated Food Scraps	Temporary Bin	3-yard Bin	Weekly (i.e. Monday collection, with the collection again on the following Monday - cost per collection)	$ 68.40	$ 12.07	$ 80.48	$ 8.29	$ 1.46	$ 7.28	$ 97.50	$ 8.39	$ 1.75	$ 7.34	$ 114.98	$ 5.72	$ 1.00	$ 3.31	$ 107.54
13b	Commercial/Multi-family Source-separated Food Scraps	Temporary Bin	3-yard Bin	Weekend (i.e. collection on Saturday or Sunday - cost per collection)	$ 68.40	$ 12.07	$ 80.48	$ 8.29	$ 1.46	$ 7.28	$ 97.50	$ 8.39	$ 1.75	$ 7.34	$ 114.98	$ 5.72	$ 1.00	$ 3.31	$ 107.54
13c	Commercial/Multi-family Source-separated Food Scraps	Temporary Bin	4-yard Bin	Same day (same day collection service - cost per collection)	$ 70.17	$ 12.38	$ 82.55	$ 11.05	$ 1.95	$ 6.95	$ 102.50	$ 8.82	$ 1.84	$ 7.72	$ 120.88	$ 6.02	$ 1.06	$ 3.48	$ 113.05
13c	Commercial/Multi-family Source-separated Food Scraps	Temporary Bin	4-yard Bin	Weekly (i.e. Monday collection, with the collection again on the following Monday - cost per collection)	$ 70.17	$ 12.38	$ 82.55	$ 11.05	$ 1.95	$ 6.95	$ 102.50	$ 8.82	$ 1.84	$ 7.72	$ 120.88	$ 6.02	$ 1.06	$ 3.48	$ 113.05
13c	Commercial/Multi-family Source-separated Food Scraps	Temporary Bin	4-yard Bin	Weekend (i.e. collection on Saturday or Sunday - cost per collection)	$ 70.17	$ 12.38	$ 82.55	$ 11.05	$ 1.95	$ 6.95	$ 102.50	$ 8.82	$ 1.84	$ 7.72	$ 120.88	$ 6.02	$ 1.06	$ 3.48	$ 113.05
13d	Commercial/Multi-family Source-separated Food Scraps	Temporary Bin	6-yard Bin	Same day (same day collection service - cost per collection)	$ 73.70	$ 13.01	$ 86.70	$ 16.58	$ 2.93	$ 6.30	$ 112.50	$ 9.68	$ 2.02	$ 8.47	$ 132.67	$ 6.60	$ 1.16	$ 3.82	$ 124.08
13d	Commercial/Multi-family Source-separated Food Scraps	Temporary Bin	6-yard Bin	Weekly (i.e. Monday collection, with the collection again on the following Monday - cost per collection)	$ 73.70	$ 13.01	$ 86.70	$ 16.58	$ 2.93	$ 6.30	$ 112.50	$ 9.68	$ 2.02	$ 8.47	$ 132.67	$ 6.60	$ 1.16	$ 3.82	$ 124.08

#	Sector/Stream	Description	Size	Frequency of Collection	Collection Component (85% Labor and 15% Fuel) Labor	Fuel	Collection	Processing Component Clean MRF	Disposal Component	Non-escalating Capital Component	Total Base Rate	Laguna Hills Regulatory Compliance Cost	Laguna Hills Procurement Cost	Laguna Hills Pavement Impact Cost Component	Total Laguna Hills Rate	Lake Forest Regulatory Compliance Cost	Lake Forest Procurement Cost	Lake Forest Pavement Impact Cost Component	Total Lake Forest Rate
13d	Commercial/Multi-family Source-separated Food Scraps	Temporary Bin	6-yard Bin	Weekend (i.e. collection on Saturday or Sunday - cost per collection)	$ 73.70	$ 13.01	$ 86.70	$ 16.58	$ 2.93	$ 6.30	$ 112.50	$ 9.68	$ 2.02	$ 8.47	$ 132.67	$ 6.60	$ 1.16	$ 3.82	$ 124.08
13e	Commercial/Multi-family Source-separated Food Scraps	Temporary Bin	10-yard Roll-off	Weekly (i.e. Monday collection, with the collection again on the following Monday - cost per collection)	$ 106.72	$ 18.83	$ 125.55	$ 255.00	$ 45.00	$ 13.95	$ 439.50	$ 37.83	$ 7.88	$ 33.10	$ 518.31	$ 25.80	$ 4.53	$ 14.93	$ 484.76
13e	Commercial/Multi-family Source-separated Food Scraps	Temporary Bin	10-yard Roll-off	Weekend (i.e. collection on Saturday or Sunday - cost per collection)	$ 106.72	$ 18.83	$ 125.55	$ 255.00	$ 45.00	$ 13.95	$ 439.50	$ 37.83	$ 7.88	$ 33.10	$ 518.31	$ 25.80	$ 4.53	$ 14.93	$ 484.76
13e	Commercial/Multi-family Source-separated Food Scraps	Temporary Bin	10-yard Roll-off	Same day (same day collection service - cost per collection)	$ 106.72	$ 18.83	$ 125.55	$ 255.00	$ 45.00	$ 13.95	$ 439.50	$ 37.83	$ 7.88	$ 33.10	$ 518.31	$ 25.80	$ 4.53	$ 14.93	$ 484.76
13f	Commercial/Multi-family Source-separated Food Scraps	Temporary Bin	20-yard Roll-off	Weekly (i.e. Monday collection, with the collection again on the following Monday - cost per collection)	$ 106.72	$ 18.83	$ 125.55	$ 191.25	$ 33.75	$ 13.95	$ 364.50	$ 31.38	$ 6.54	$ 27.45	$ 429.86	$ 21.39	$ 3.75	$ 12.39	$ 402.03
13f	Commercial/Multi-family Source-separated Food Scraps	Temporary Bin	20-yard Roll-off	Weekend (i.e. collection on Saturday or Sunday - cost per collection)	$ 106.72	$ 18.83	$ 125.55	$ 191.25	$ 33.75	$ 13.95	$ 364.50	$ 31.38	$ 6.54	$ 27.45	$ 429.86	$ 21.39	$ 3.75	$ 12.39	$ 402.03
13f	Commercial/Multi-family Source-separated Food Scraps	Temporary Bin	20-yard Roll-off	Same day (same day collection service - cost per collection)	$ 106.72	$ 18.83	$ 125.55	$ 191.25	$ 33.75	$ 13.95	$ 364.50	$ 31.38	$ 6.54	$ 27.45	$ 429.86	$ 21.39	$ 3.75	$ 12.39	$ 402.03
13g	Commercial/Multi-family Source-separated Food Scraps	Temporary Bin	25-yard Roll-off	Weekly (i.e. Monday collection, with the collection again on the following Monday - cost per collection)	$ 106.72	$ 18.83	$ 125.55	$ 191.25	$ 33.75	$ 13.95	$ 364.50	$ 31.38	$ 6.54	$ 27.45	$ 429.86	$ 21.39	$ 3.75	$ 12.39	$ 402.03
13g	Commercial/Multi-family Source-separated Food Scraps	Temporary Bin	25-yard Roll-off	Weekend (i.e. collection on Saturday or Sunday - cost per collection)	$ 106.72	$ 18.83	$ 125.55	$ 191.25	$ 33.75	$ 13.95	$ 364.50	$ 31.38	$ 6.54	$ 27.45	$ 429.86	$ 21.39	$ 3.75	$ 12.39	$ 402.03
13g	Commercial/Multi-family Source-separated Food Scraps	Temporary Bin	25-yard Roll-off	Same day (same day collection service - cost per collection)	$ 106.72	$ 18.83	$ 125.55	$ 191.25	$ 33.75	$ 13.95	$ 364.50	$ 31.38	$ 6.54	$ 27.45	$ 429.86	$ 21.39	$ 3.75	$ 12.39	$ 402.03
13h	Commercial/Multi-family Source-separated Food Scraps	Temporary Bin	30-yard Roll-off	Weekly (i.e. Monday collection, with the collection again on the following Monday - cost per collection)	$ 106.72	$ 18.83	$ 125.55	$ 191.25	$ 33.75	$ 13.95	$ 364.50	$ 31.38	$ 6.54	$ 27.45	$ 429.86	$ 21.39	$ 3.75	$ 12.39	$ 402.03
13h	Commercial/Multi-family Source-separated Food Scraps	Temporary Bin	30-yard Roll-off	Weekend (i.e. collection on Saturday or Sunday - cost per collection)	$ 106.72	$ 18.83	$ 125.55	$ 191.25	$ 33.75	$ 13.95	$ 364.50	$ 31.38	$ 6.54	$ 27.45	$ 429.86	$ 21.39	$ 3.75	$ 12.39	$ 402.03
13h	Commercial/Multi-family Source-separated Food Scraps	Temporary Bin	30-yard Roll-off	Same day (same day collection service - cost per collection)	$ 106.72	$ 18.83	$ 125.55	$ 191.25	$ 33.75	$ 13.95	$ 364.50	$ 31.38	$ 6.54	$ 27.45	$ 429.86	$ 21.39	$ 3.75	$ 12.39	$ 402.03
13i	Commercial/Multi-family Source-separated Food Scraps	Temporary Bin	40-yard Roll-off	Weekly (i.e. Monday collection, with the collection again on the following Monday - cost per collection)	$ 106.72	$ 18.83	$ 125.55	$ 159.38	$ 28.13	$ 13.95	$ 327.00	$ 28.15	$ 5.86	$ 24.63	$ 385.64	$ 19.19	$ 3.37	$ 11.11	$ 360.67
13i	Commercial/Multi-family Source-separated Food Scraps	Temporary Bin	40-yard Roll-off	Weekend (i.e. collection on Saturday or Sunday - cost per collection)	$ 106.72	$ 18.83	$ 125.55	$ 159.38	$ 28.13	$ 13.95	$ 327.00	$ 28.15	$ 5.86	$ 24.63	$ 385.64	$ 19.19	$ 3.37	$ 11.11	$ 360.67
13i	Commercial/Multi-family Source-separated Food Scraps	Temporary Bin	40-yard Roll-off	Same day (same day collection service - cost per collection)	$ 106.72	$ 18.83	$ 125.55	$ 159.38	$ 28.13	$ 13.95	$ 327.00	$ 28.15	$ 5.86	$ 24.63	$ 385.64	$ 19.19	$ 3.37	$ 11.11	$ 360.67

14. Temporary Bin and Roll-Off Bin Divertible Service - Source-separated Yard Trimmings

#	Sector/Stream	Description	Size	Frequency of Collection	Collection Component (85% Labor and 15% Fuel) Labor	Fuel	Collection	Processing Component Composting	Disposal Component	Non-escalating Capital Component	Total Base Rate	Compliance Cost Component	Procurement Cost Component	Laguna Hills Pavement Impact Cost Component	Total Laguna Hills Rate	Compliance Cost Component	Procurement Cost Component	Lake Forest Pavement Impact Cost Component	Total Lake Forest Rate
14a	Commercial/Multi-family Source-separated Yard Trimmings	Temporary Bin	2-yard Bin	Same day (same day collection service - cost per collection)	$ 68.40	$ 12.07	$ 80.48	$ 8.29	$ 1.46	$ 7.28	$ 97.50	$ 8.39	$ 1.75	$ 7.34	$ 114.98	$ 5.72	$ 1.00	$ 3.31	$ 107.54
14a	Commercial/Multi-family Source-separated Yard Trimmings	Temporary Bin	2-yard Bin	Weekly (i.e. Monday collection, with the collection again on the following Monday - cost per collection)	$ 68.40	$ 12.07	$ 80.48	$ 8.29	$ 1.46	$ 7.28	$ 97.50	$ 8.39	$ 1.75	$ 7.34	$ 114.98	$ 5.72	$ 1.00	$ 3.31	$ 107.54
14a	Commercial/Multi-family Source-separated Yard Trimmings	Temporary Bin	2-yard Bin	Weekend (i.e. collection on Saturday or Sunday - cost per collection)	$ 68.40	$ 12.07	$ 80.48	$ 8.29	$ 1.46	$ 7.28	$ 97.50	$ 8.39	$ 1.75	$ 7.34	$ 114.98	$ 5.72	$ 1.00	$ 3.31	$ 107.54
14b	Commercial/Multi-family Source-separated Yard Trimmings	Temporary Bin	3-yard Bin	Same day (same day collection service - cost per collection)	$ 68.40	$ 12.07	$ 80.48	$ 8.29	$ 1.46	$ 7.28	$ 97.50	$ 8.39	$ 1.75	$ 7.34	$ 114.98	$ 5.72	$ 1.00	$ 3.31	$ 107.54
14b	Commercial/Multi-family Source-separated Yard Trimmings	Temporary Bin	3-yard Bin	Weekly (i.e. Monday collection, with the collection again on the following Monday - cost per collection)	$ 68.40	$ 12.07	$ 80.48	$ 8.29	$ 1.46	$ 7.28	$ 97.50	$ 8.39	$ 1.75	$ 7.34	$ 114.98	$ 5.72	$ 1.00	$ 3.31	$ 107.54
14b	Commercial/Multi-family Source-separated Yard Trimmings	Temporary Bin	3-yard Bin	Weekend (i.e. collection on Saturday or Sunday - cost per collection)	$ 68.40	$ 12.07	$ 80.48	$ 8.29	$ 1.46	$ 7.28	$ 97.50	$ 8.39	$ 1.75	$ 7.34	$ 114.98	$ 5.72	$ 1.00	$ 3.31	$ 107.54
14c	Commercial/Multi-family Source-separated Yard Trimmings	Temporary Bin	4-yard Bin	Same day (same day collection service - cost per collection)	$ 70.17	$ 12.38	$ 82.55	$ 11.05	$ 1.95	$ 6.95	$ 102.50	$ 8.82	$ 1.84	$ 7.72	$ 120.88	$ 6.02	$ 1.06	$ 3.48	$ 113.05
14c	Commercial/Multi-family Source-separated Yard Trimmings	Temporary Bin	4-yard Bin	Weekly (i.e. Monday collection, with the collection again on the following Monday - cost per collection)	$ 70.17	$ 12.38	$ 82.55	$ 11.05	$ 1.95	$ 6.95	$ 102.50	$ 8.82	$ 1.84	$ 7.72	$ 120.88	$ 6.02	$ 1.06	$ 3.48	$ 113.05
14c	Commercial/Multi-family Source-separated Yard Trimmings	Temporary Bin	4-yard Bin	Weekend (i.e. collection on Saturday or Sunday - cost per collection)	$ 70.17	$ 12.38	$ 82.55	$ 11.05	$ 1.95	$ 6.95	$ 102.50	$ 8.82	$ 1.84	$ 7.72	$ 120.88	$ 6.02	$ 1.06	$ 3.48	$ 113.05
14d	Commercial/Multi-family Source-separated Yard Trimmings	Temporary Bin	6-yard Bin	Same day (same day collection service - cost per collection)	$ 73.70	$ 13.01	$ 86.70	$ 16.58	$ 2.93	$ 6.30	$ 112.50	$ 9.68	$ 2.02	$ 8.47	$ 132.67	$ 6.60	$ 1.16	$ 3.82	$ 124.08
14d	Commercial/Multi-family Source-separated Yard Trimmings	Temporary Bin	6-yard Bin	Weekly (i.e. Monday collection, with the collection again on the following Monday - cost per collection)	$ 73.70	$ 13.01	$ 86.70	$ 16.58	$ 2.93	$ 6.30	$ 112.50	$ 9.68	$ 2.02	$ 8.47	$ 132.67	$ 6.60	$ 1.16	$ 3.82	$ 124.08
14d	Commercial/Multi-family Source-separated Yard Trimmings	Temporary Bin	6-yard Bin	Weekend (i.e. collection on Saturday or Sunday - cost per collection)	$ 73.70	$ 13.01	$ 86.70	$ 16.58	$ 2.93	$ 6.30	$ 112.50	$ 9.68	$ 2.02	$ 8.47	$ 132.67	$ 6.60	$ 1.16	$ 3.82	$ 124.08
14e	Commercial/Multi-family Source-separated Yard Trimmings	Temporary Bin	10-yard Roll-off	Weekly (i.e. Monday collection, with the collection again on the following Monday - cost per collection)	$ 106.72	$ 18.83	$ 125.55	$ 255.00	$ 45.00	$ 13.95	$ 439.50	$ 37.83	$ 7.88	$ 33.10	$ 518.31	$ 25.80	$ 4.53	$ 14.93	$ 484.76
14e	Commercial/Multi-family Source-separated Yard Trimmings	Temporary Bin	10-yard Roll-off	Weekend (i.e. collection on Saturday or Sunday - cost per collection)	$ 106.72	$ 18.83	$ 125.55	$ 255.00	$ 45.00	$ 13.95	$ 439.50	$ 37.83	$ 7.88	$ 33.10	$ 518.31	$ 25.80	$ 4.53	$ 14.93	$ 484.76
14e	Commercial/Multi-family Source-separated Yard Trimmings	Temporary Bin	10-yard Roll-off	Same day (same day collection service - cost per collection)	$ 106.72	$ 18.83	$ 125.55	$ 255.00	$ 45.00	$ 13.95	$ 439.50	$ 37.83	$ 7.88	$ 33.10	$ 518.31	$ 25.80	$ 4.53	$ 14.93	$ 484.76
14f	Commercial/Multi-family Source-separated Yard Trimmings	Temporary Bin	20-yard Roll-off	Weekly (i.e. Monday collection, with the collection again on the following Monday - cost per collection)	$ 106.72	$ 18.83	$ 125.55	$ 191.25	$ 33.75	$ 13.95	$ 364.50	$ 31.38	$ 6.54	$ 27.45	$ 429.86	$ 21.39	$ 3.75	$ 12.39	$ 402.03
14f	Commercial/Multi-family Source-separated Yard Trimmings	Temporary Bin	20-yard Roll-off	Weekend (i.e. collection on Saturday or Sunday - cost per collection)	$ 106.72	$ 18.83	$ 125.55	$ 191.25	$ 33.75	$ 13.95	$ 364.50	$ 31.38	$ 6.54	$ 27.45	$ 429.86	$ 21.39	$ 3.75	$ 12.39	$ 402.03
14f	Commercial/Multi-family Source-separated Yard Trimmings	Temporary Bin	20-yard Roll-off	Same day (same day collection service - cost per collection)	$ 106.72	$ 18.83	$ 125.55	$ 191.25	$ 33.75	$ 13.95	$ 364.50	$ 31.38	$ 6.54	$ 27.45	$ 429.86	$ 21.39	$ 3.75	$ 12.39	$ 402.03
14g	Commercial/Multi-family Source-separated Yard Trimmings	Temporary Bin	25-yard Roll-off	Weekly (i.e. Monday collection, with the collection again on the following Monday - cost per collection)	$ 106.72	$ 18.83	$ 125.55	$ 191.25	$ 33.75	$ 13.95	$ 364.50	$ 31.38	$ 6.54	$ 27.45	$ 429.86	$ 21.39	$ 3.75	$ 12.39	$ 402.03
14g	Commercial/Multi-family Source-separated Yard Trimmings	Temporary Bin	25-yard Roll-off	Weekend (i.e. collection on Saturday or Sunday - cost per collection)	$ 106.72	$ 18.83	$ 125.55	$ 191.25	$ 33.75	$ 13.95	$ 364.50	$ 31.38	$ 6.54	$ 27.45	$ 429.86	$ 21.39	$ 3.75	$ 12.39	$ 402.03

#	Sector/Stream	Description	Size	Frequency of Collection	Collection Component (85% Labor and 15% Fuel) Labor	Fuel	Collection	Processing Component Clean MRF	Disposal Component	Non-escalating Capital Component	Total Base Rate	Laguna Hills Regulatory Compliance Cost	Laguna Hills Procurement Cost	Laguna Hills Pavement Impact Cost Component	Total Laguna Hills Rate	Lake Forest Regulatory Compliance Cost	Lake Forest Procurement Cost	Lake Forest Pavement Impact Cost Component	Total Lake Forest Rate
14g	Commercial/Multi-family Source-separated Yard Trimmings	Temporary Bin	25-yard Roll-off	Same day (same day collection service - cost per collection)	$ 106.72	$ 18.83	$ 125.55	$ 191.25	$ 33.75	$ 13.95	$ 364.50	$ 31.38	$ 6.54	$ 27.45	$ 429.86	$ 21.39	$ 3.75	$ 12.39	$ 402.03
14h	Commercial/Multi-family Source-separated Yard Trimmings	Temporary Bin	30-yard Roll-off	Weekly (i.e. Monday collection, with the collection again on the following Monday - cost per collection)	$ 106.72	$ 18.83	$ 125.55	$ 191.25	$ 33.75	$ 13.95	$ 364.50	$ 31.38	$ 6.54	$ 27.45	$ 429.86	$ 21.39	$ 3.75	$ 12.39	$ 402.03
14h	Commercial/Multi-family Source-separated Yard Trimmings	Temporary Bin	30-yard Roll-off	Weekend (i.e. collection on Saturday or Sunday - cost per collection)	$ 106.72	$ 18.83	$ 125.55	$ 191.25	$ 33.75	$ 13.95	$ 364.50	$ 31.38	$ 6.54	$ 27.45	$ 429.86	$ 21.39	$ 3.75	$ 12.39	$ 402.03
14h	Commercial/Multi-family Source-separated Yard Trimmings	Temporary Bin	30-yard Roll-off	Same day (same day collection service - cost per collection)	$ 106.72	$ 18.83	$ 125.55	$ 191.25	$ 33.75	$ 13.95	$ 364.50	$ 31.38	$ 6.54	$ 27.45	$ 429.86	$ 21.39	$ 3.75	$ 12.39	$ 402.03
14i	Commercial/Multi-family Source-separated Yard Trimmings	Temporary Bin	40-yard Roll-off	Weekly (i.e. Monday collection, with the collection again on the following Monday - cost per collection)	$ 106.72	$ 18.83	$ 125.55	$ 159.38	$ 28.13	$ 13.95	$ 327.00	$ 28.15	$ 5.86	$ 24.63	$ 385.64	$ 19.19	$ 3.37	$ 11.11	$ 360.67
14i	Commercial/Multi-family Source-separated Yard Trimmings	Temporary Bin	40-yard Roll-off	Weekend (i.e. collection on Saturday or Sunday - cost per collection)	$ 106.72	$ 18.83	$ 125.55	$ 159.38	$ 28.13	$ 13.95	$ 327.00	$ 28.15	$ 5.86	$ 24.63	$ 385.64	$ 19.19	$ 3.37	$ 11.11	$ 360.67
14i	Commercial/Multi-family Source-separated Yard Trimmings	Temporary Bin	40-yard Roll-off	Same day (same day collection service - cost per collection)	$ 106.72	$ 18.83	$ 125.55	$ 159.38	$ 28.13	$ 13.95	$ 327.00	$ 28.15	$ 5.86	$ 24.63	$ 385.64	$ 19.19	$ 3.37	$ 11.11	$ 360.67

15. Temporary Bin and Roll-Off Bin Divertible Service - Co-collected Food Scraps and Yard Trimmings

#	Sector/Stream	Description	Size	Frequency of Collection	Collection Component (85% Labor and 15% Fuel) Labor	Fuel	Collection	Processing Component Composting	Disposal Component	Non-escalating Capital Component	Total Base Rate	Compliance Cost Component	Procurement Cost Component	Laguna Hills Pavement Impact Cost Component	Total Laguna Hills Rate	Compliance Cost Component	Procurement Cost Component	Lake Forest Pavement Impact Cost Component	Total Lake Forest Rate
15a	Commercial/Multi-family Co-collected Food Scraps and Yard Trimmings	Temporary Bin	2-yard Bin	Same day (same day collection service - cost per collection)	$ 68.40	$ 12.07	$ 80.48	$ 8.29	$ 1.46	$ 7.28	$ 97.50	$ 8.39	$ 1.75	$ 7.34	$ 114.98	$ 5.72	$ 1.00	$ 3.31	$ 107.54
15a	Commercial/Multi-family Co-collected Food Scraps and Yard Trimmings	Temporary Bin	2-yard Bin	Weekly (i.e. Monday collection, with the collection again on the following Monday - cost per collection)	$ 68.40	$ 12.07	$ 80.48	$ 8.29	$ 1.46	$ 7.28	$ 97.50	$ 8.39	$ 1.75	$ 7.34	$ 114.98	$ 5.72	$ 1.00	$ 3.31	$ 107.54
15a	Commercial/Multi-family Co-collected Food Scraps and Yard Trimmings	Temporary Bin	2-yard Bin	Weekend (i.e. collection on Saturday or Sunday - cost per collection)	$ 68.40	$ 12.07	$ 80.48	$ 8.29	$ 1.46	$ 7.28	$ 97.50	$ 8.39	$ 1.75	$ 7.34	$ 114.98	$ 5.72	$ 1.00	$ 3.31	$ 107.54
15b	Commercial/Multi-family Co-collected Food Scraps and Yard Trimmings	Temporary Bin	3-yard Bin	Same day (same day collection service - cost per collection)	$ 68.40	$ 12.07	$ 80.48	$ 8.29	$ 1.46	$ 7.28	$ 97.50	$ 8.39	$ 1.75	$ 7.34	$ 114.98	$ 5.72	$ 1.00	$ 3.31	$ 107.54
15b	Commercial/Multi-family Co-collected Food Scraps and Yard Trimmings	Temporary Bin	3-yard Bin	Weekly (i.e. Monday collection, with the collection again on the following Monday - cost per collection)	$ 68.40	$ 12.07	$ 80.48	$ 8.29	$ 1.46	$ 7.28	$ 97.50	$ 8.39	$ 1.75	$ 7.34	$ 114.98	$ 5.72	$ 1.00	$ 3.31	$ 107.54
15b	Commercial/Multi-family Co-collected Food Scraps and Yard Trimmings	Temporary Bin	3-yard Bin	Weekend (i.e. collection on Saturday or Sunday - cost per collection)	$ 68.40	$ 12.07	$ 80.48	$ 8.29	$ 1.46	$ 7.28	$ 97.50	$ 8.39	$ 1.75	$ 7.34	$ 114.98	$ 5.72	$ 1.00	$ 3.31	$ 107.54
15c	Commercial/Multi-family Co-collected Food Scraps and Yard Trimmings	Temporary Bin	4-yard Bin	Same day (same day collection service - cost per collection)	$ 70.17	$ 12.38	$ 82.55	$ 11.05	$ 1.95	$ 6.95	$ 102.50	$ 8.82	$ 1.84	$ 7.72	$ 120.88	$ 6.02	$ 1.06	$ 3.48	$ 113.05
15c	Commercial/Multi-family Co-collected Food Scraps and Yard Trimmings	Temporary Bin	4-yard Bin	Weekly (i.e. Monday collection, with the collection again on the following Monday - cost per collection)	$ 70.17	$ 12.38	$ 82.55	$ 11.05	$ 1.95	$ 6.95	$ 102.50	$ 8.82	$ 1.84	$ 7.72	$ 120.88	$ 6.02	$ 1.06	$ 3.48	$ 113.05
15c	Commercial/Multi-family Co-collected Food Scraps and Yard Trimmings	Temporary Bin	4-yard Bin	Weekend (i.e. collection on Saturday or Sunday - cost per collection)	$ 70.17	$ 12.38	$ 82.55	$ 11.05	$ 1.95	$ 6.95	$ 102.50	$ 8.82	$ 1.84	$ 7.72	$ 120.88	$ 6.02	$ 1.06	$ 3.48	$ 113.05
15d	Commercial/Multi-family Co-collected Food Scraps and Yard Trimmings	Temporary Bin	6-yard Bin	Same day (same day collection service - cost per collection)	$ 73.70	$ 13.01	$ 86.70	$ 16.58	$ 2.93	$ 6.30	$ 112.50	$ 9.68	$ 2.02	$ 8.47	$ 132.67	$ 6.60	$ 1.16	$ 3.82	$ 124.08
15d	Commercial/Multi-family Co-collected Food Scraps and Yard Trimmings	Temporary Bin	6-yard Bin	Weekly (i.e. Monday collection, with the collection again on the following Monday - cost per collection)	$ 73.70	$ 13.01	$ 86.70	$ 16.58	$ 2.93	$ 6.30	$ 112.50	$ 9.68	$ 2.02	$ 8.47	$ 132.67	$ 6.60	$ 1.16	$ 3.82	$ 124.08
15d	Commercial/Multi-family Co-collected Food Scraps and Yard Trimmings	Temporary Bin	6-yard Bin	Weekend (i.e. collection on Saturday or Sunday - cost per collection)	$ 73.70	$ 13.01	$ 86.70	$ 16.58	$ 2.93	$ 6.30	$ 112.50	$ 9.68	$ 2.02	$ 8.47	$ 132.67	$ 6.60	$ 1.16	$ 3.82	$ 124.08
15e	Commercial/Multi-family Co-collected Food Scraps and Yard Trimmings	Temporary Bin	10-yard Roll-off	Weekly (i.e. Monday collection, with the collection again on the following Monday - cost per collection)	$ 106.72	$ 18.83	$ 125.55	$ 255.00	$ 45.00	$ 13.95	$ 439.50	$ 37.83	$ 7.88	$ 33.10	$ 518.31	$ 25.80	$ 4.53	$ 14.93	$ 484.76
15e	Commercial/Multi-family Co-collected Food Scraps and Yard Trimmings	Temporary Bin	10-yard Roll-off	Weekend (i.e. collection on Saturday or Sunday - cost per collection)	$ 106.72	$ 18.83	$ 125.55	$ 255.00	$ 45.00	$ 13.95	$ 439.50	$ 37.83	$ 7.88	$ 33.10	$ 518.31	$ 25.80	$ 4.53	$ 14.93	$ 484.76
15e	Commercial/Multi-family Co-collected Food Scraps and Yard Trimmings	Temporary Bin	10-yard Roll-off	Same day (same day collection service - cost per collection)	$ 106.72	$ 18.83	$ 125.55	$ 255.00	$ 45.00	$ 13.95	$ 439.50	$ 37.83	$ 7.88	$ 33.10	$ 518.31	$ 25.80	$ 4.53	$ 14.93	$ 484.76
15f	Commercial/Multi-family Co-collected Food Scraps and Yard Trimmings	Temporary Bin	20-yard Roll-off	Weekly (i.e. Monday collection, with the collection again on the following Monday - cost per collection)	$ 106.72	$ 18.83	$ 125.55	$ 191.25	$ 33.75	$ 13.95	$ 364.50	$ 31.38	$ 6.54	$ 27.45	$ 429.86	$ 21.39	$ 3.75	$ 12.39	$ 402.03
15f	Commercial/Multi-family Co-collected Food Scraps and Yard Trimmings	Temporary Bin	20-yard Roll-off	Weekend (i.e. collection on Saturday or Sunday - cost per collection)	$ 106.72	$ 18.83	$ 125.55	$ 191.25	$ 33.75	$ 13.95	$ 364.50	$ 31.38	$ 6.54	$ 27.45	$ 429.86	$ 21.39	$ 3.75	$ 12.39	$ 402.03
15f	Commercial/Multi-family Co-collected Food Scraps and Yard Trimmings	Temporary Bin	20-yard Roll-off	Same day (same day collection service - cost per collection)	$ 106.72	$ 18.83	$ 125.55	$ 191.25	$ 33.75	$ 13.95	$ 364.50	$ 31.38	$ 6.54	$ 27.45	$ 429.86	$ 21.39	$ 3.75	$ 12.39	$ 402.03
15g	Commercial/Multi-family Co-collected Food Scraps and Yard Trimmings	Temporary Bin	25-yard Roll-off	Weekly (i.e. Monday collection, with the collection again on the following Monday - cost per collection)	$ 106.72	$ 18.83	$ 125.55	$ 191.25	$ 33.75	$ 13.95	$ 364.50	$ 31.38	$ 6.54	$ 27.45	$ 429.86	$ 21.39	$ 3.75	$ 12.39	$ 402.03
15g	Commercial/Multi-family Co-collected Food Scraps and Yard Trimmings	Temporary Bin	25-yard Roll-off	Weekend (i.e. collection on Saturday or Sunday - cost per collection)	$ 106.72	$ 18.83	$ 125.55	$ 191.25	$ 33.75	$ 13.95	$ 364.50	$ 31.38	$ 6.54	$ 27.45	$ 429.86	$ 21.39	$ 3.75	$ 12.39	$ 402.03
15g	Commercial/Multi-family Co-collected Food Scraps and Yard Trimmings	Temporary Bin	25-yard Roll-off	Same day (same day collection service - cost per collection)	$ 106.72	$ 18.83	$ 125.55	$ 191.25	$ 33.75	$ 13.95	$ 364.50	$ 31.38	$ 6.54	$ 27.45	$ 429.86	$ 21.39	$ 3.75	$ 12.39	$ 402.03
15h	Commercial/Multi-family Co-collected Food Scraps and Yard Trimmings	Temporary Bin	30-yard Roll-off	Weekly (i.e. Monday collection, with the collection again on the following Monday - cost per collection)	$ 106.72	$ 18.83	$ 125.55	$ 191.25	$ 33.75	$ 13.95	$ 364.50	$ 31.38	$ 6.54	$ 27.45	$ 429.86	$ 21.39	$ 3.75	$ 12.39	$ 402.03
15h	Commercial/Multi-family Co-collected Food Scraps and Yard Trimmings	Temporary Bin	30-yard Roll-off	Weekend (i.e. collection on Saturday or Sunday - cost per collection)	$ 106.72	$ 18.83	$ 125.55	$ 191.25	$ 33.75	$ 13.95	$ 364.50	$ 31.38	$ 6.54	$ 27.45	$ 429.86	$ 21.39	$ 3.75	$ 12.39	$ 402.03
15h	Commercial/Multi-family Co-collected Food Scraps and Yard Trimmings	Temporary Bin	30-yard Roll-off	Same day (same day collection service - cost per collection)	$ 106.72	$ 18.83	$ 125.55	$ 191.25	$ 33.75	$ 13.95	$ 364.50	$ 31.38	$ 6.54	$ 27.45	$ 429.86	$ 21.39	$ 3.75	$ 12.39	$ 402.03
15i	Commercial/Multi-family Co-collected Food Scraps and Yard Trimmings	Temporary Bin	40-yard Roll-off	Weekly (i.e. Monday collection, with the collection again on the following Monday - cost per collection)	$ 106.72	$ 18.83	$ 125.55	$ 159.38	$ 28.13	$ 13.95	$ 327.00	$ 28.15	$ 5.86	$ 24.63	$ 385.64	$ 19.19	$ 3.37	$ 11.11	$ 360.67
15i	Commercial/Multi-family Co-collected Food Scraps and Yard Trimmings	Temporary Bin	40-yard Roll-off	Weekend (i.e. collection on Saturday or Sunday - cost per collection)	$ 106.72	$ 18.83	$ 125.55	$ 159.38	$ 28.13	$ 13.95	$ 327.00	$ 28.15	$ 5.86	$ 24.63	$ 385.64	$ 19.19	$ 3.37	$ 11.11	$ 360.67
15i	Commercial/Multi-family Co-collected Food Scraps and Yard Trimmings	Temporary Bin	40-yard Roll-off	Same day (same day collection service - cost per collection)	$ 106.72	$ 18.83	$ 125.55	$ 159.38	$ 28.13	$ 13.95	$ 327.00	$ 28.15	$ 5.86	$ 24.63	$ 385.64	$ 19.19	$ 3.37	$ 11.11	$ 360.67

16. Temporary Bin and Roll-Off Box Service - Including 2, 3, 4, and 6 yard Bin Service - Mixed C&D Processing

#	Sector/Stream	Description	Size	Frequency of Collection	Collection Component (85% Labor and 15% Fuel) Labor	Fuel	Collection	Processing Component Mixed C&D	Disposal Component	Non-escalating Capital Component	Total Base Rate	Laguna Hills Regulatory Compliance Cost	Laguna Hills Procurement Cost	Laguna Hills Pavement Impact Cost Component	Total Laguna Hills Rate	Lake Forest Regulatory Compliance Cost	Lake Forest Procurement Cost	Lake Forest Pavement Impact Cost Component	Total Lake Forest Rate

#	Sector/Stream	Description	Size	Frequency of Collection	Collection Component (85% Labor and 15% Fuel)			Processing Component	Disposal Component	Non-escalating Capital Component	Total Base Rate	Laguna Hills Regulatory Compliance Cost	Laguna Hills Procurement Cost	Laguna Hills Pavement Impact Cost Component	Total Laguna Hills Rate	Lake Forest Regulatory Compliance Cost	Lake Forest Procurement Cost	Lake Forest Pavement Impact Cost Component	Total Lake Forest Rate
					Labor	Fuel	Collection	Clean MRF											
16a	Mixed C&D	Temporary Bin	2-yard Bin	Same day (same day collection service - cost per collection)	$ 110.16	$ 19.44	$ 129.60	$ 54.00	$ 6.00	$ 17.10	$ 206.70	$ 17.79	$ 3.71	$ 15.57	$ 243.77	$ 12.13	$ 2.13	$ 7.02	$ 227.98
16a	Mixed C&D	Temporary Bin	2-yard Bin	Weekly (i.e. Monday collection, with the collection again on the following Monday - cost per collection)	$ 110.16	$ 19.44	$ 129.60	$ 54.00	$ 6.00	$ 17.10	$ 206.70	$ 17.79	$ 3.71	$ 15.57	$ 243.77	$ 12.13	$ 2.13	$ 7.02	$ 227.98
16a	Mixed C&D	Temporary Bin	2-yard Bin	Weekend (i.e. collection on Saturday or Sunday - cost per collection)	$ 110.16	$ 19.44	$ 129.60	$ 54.00	$ 6.00	$ 17.10	$ 206.70	$ 17.79	$ 3.71	$ 15.57	$ 243.77	$ 12.13	$ 2.13	$ 7.02	$ 227.98
16b	Mixed C&D	Temporary Bin	3-yard Bin	Same day (same day collection service - cost per collection)	$ 110.16	$ 19.44	$ 129.60	$ 81.00	$ 9.00	$ 14.40	$ 234.00	$ 20.14	$ 4.20	$ 17.62	$ 275.96	$ 13.73	$ 2.41	$ 7.95	$ 258.10
16b	Mixed C&D	Temporary Bin	3-yard Bin	Weekly (i.e. Monday collection, with the collection again on the following Monday - cost per collection)	$ 110.16	$ 19.44	$ 129.60	$ 81.00	$ 9.00	$ 14.40	$ 234.00	$ 20.14	$ 4.20	$ 17.62	$ 275.96	$ 13.73	$ 2.41	$ 7.95	$ 258.10
16b	Mixed C&D	Temporary Bin	3-yard Bin	Weekend (i.e. collection on Saturday or Sunday - cost per collection)	$ 110.16	$ 19.44	$ 129.60	$ 81.00	$ 9.00	$ 14.40	$ 234.00	$ 20.14	$ 4.20	$ 17.62	$ 275.96	$ 13.73	$ 2.41	$ 7.95	$ 258.10
16c	Mixed C&D	Temporary Bin	4-yard Bin	Same day (same day collection service - cost per collection)	$ 110.16	$ 19.44	$ 129.60	$ 108.00	$ 12.00	$ 11.70	$ 261.30	$ 22.49	$ 4.69	$ 19.68	$ 308.16	$ 15.34	$ 2.69	$ 8.88	$ 288.21
16c	Mixed C&D	Temporary Bin	4-yard Bin	Weekly (i.e. Monday collection, with the collection again on the following Monday - cost per collection)	$ 110.16	$ 19.44	$ 129.60	$ 108.00	$ 12.00	$ 11.70	$ 261.30	$ 22.49	$ 4.69	$ 19.68	$ 308.16	$ 15.34	$ 2.69	$ 8.88	$ 288.21
16c	Mixed C&D	Temporary Bin	4-yard Bin	Weekend (i.e. collection on Saturday or Sunday - cost per collection)	$ 110.16	$ 19.44	$ 129.60	$ 108.00	$ 12.00	$ 11.70	$ 261.30	$ 22.49	$ 4.69	$ 19.68	$ 308.16	$ 15.34	$ 2.69	$ 8.88	$ 288.21
16d	Mixed C&D	Temporary Bin	6-yard Bin	Same day (same day collection service - cost per collection)	$ 110.16	$ 19.44	$ 129.60	$ 162.00	$ 18.00	$ 6.30	$ 315.90	$ 27.19	$ 5.66	$ 23.79	$ 372.55	$ 18.54	$ 3.25	$ 10.73	$ 348.43
16d	Mixed C&D	Temporary Bin	6-yard Bin	Weekly (i.e. Monday collection, with the collection again on the following Monday - cost per collection)	$ 110.16	$ 19.44	$ 129.60	$ 162.00	$ 18.00	$ 6.30	$ 315.90	$ 27.19	$ 5.66	$ 23.79	$ 372.55	$ 18.54	$ 3.25	$ 10.73	$ 348.43
16d	Mixed C&D	Temporary Bin	6-yard Bin	Weekend (i.e. collection on Saturday or Sunday - cost per collection)	$ 110.16	$ 19.44	$ 129.60	$ 162.00	$ 18.00	$ 6.30	$ 315.90	$ 27.19	$ 5.66	$ 23.79	$ 372.55	$ 18.54	$ 3.25	$ 10.73	$ 348.43
16e	Mixed C&D	Temporary Bin	10-yard Roll-off	Weekly (i.e. Monday collection, with the collection again on the following Monday - cost per collection)	$ 213.44	$ 37.67	$ 251.10	$ 540.00	$ 60.00	$ 27.90	$ 879.00	$ 75.66	$ 15.76	$ 66.20	$ 1,036.63	$ 51.59	$ 9.05	$ 29.87	$ 969.51
16e	Mixed C&D	Temporary Bin	10-yard Roll-off	Weekend (i.e. collection on Saturday or Sunday - cost per collection)	$ 213.44	$ 37.67	$ 251.10	$ 540.00	$ 60.00	$ 27.90	$ 879.00	$ 75.66	$ 15.76	$ 66.20	$ 1,036.63	$ 51.59	$ 9.05	$ 29.87	$ 969.51
16e	Mixed C&D	Temporary Bin	10-yard Roll-off	Same day (same day collection service - cost per collection)	$ 213.44	$ 37.67	$ 251.10	$ 540.00	$ 60.00	$ 27.90	$ 879.00	$ 75.66	$ 15.76	$ 66.20	$ 1,036.63	$ 51.59	$ 9.05	$ 29.87	$ 969.51
16f	Mixed C&D	Temporary Bin	20-yard Roll-off	Weekly (i.e. Monday collection, with the collection again on the following Monday - cost per collection)	$ 213.44	$ 37.67	$ 251.10	$ 540.00	$ 60.00	$ 27.90	$ 879.00	$ 75.66	$ 15.76	$ 66.20	$ 1,036.63	$ 51.59	$ 9.05	$ 29.87	$ 969.51
16f	Mixed C&D	Temporary Bin	20-yard Roll-off	Weekend (i.e. collection on Saturday or Sunday - cost per collection)	$ 213.44	$ 37.67	$ 251.10	$ 540.00	$ 60.00	$ 27.90	$ 879.00	$ 75.66	$ 15.76	$ 66.20	$ 1,036.63	$ 51.59	$ 9.05	$ 29.87	$ 969.51
16f	Mixed C&D	Temporary Bin	20-yard Roll-off	Same day (same day collection service - cost per collection)	$ 213.44	$ 37.67	$ 251.10	$ 540.00	$ 60.00	$ 27.90	$ 879.00	$ 75.66	$ 15.76	$ 66.20	$ 1,036.63	$ 51.59	$ 9.05	$ 29.87	$ 969.51
16g	Mixed C&D	Temporary Bin	25-yard Roll-off	Weekly (i.e. Monday collection, with the collection again on the following Monday - cost per collection)	$ 213.44	$ 37.67	$ 251.10	$ 540.00	$ 60.00	$ 27.90	$ 879.00	$ 75.66	$ 15.76	$ 66.20	$ 1,036.63	$ 51.59	$ 9.05	$ 29.87	$ 969.51
16g	Mixed C&D	Temporary Bin	25-yard Roll-off	Weekend (i.e. collection on Saturday or Sunday - cost per collection)	$ 213.44	$ 37.67	$ 251.10	$ 540.00	$ 60.00	$ 27.90	$ 879.00	$ 75.66	$ 15.76	$ 66.20	$ 1,036.63	$ 51.59	$ 9.05	$ 29.87	$ 969.51
16g	Mixed C&D	Temporary Bin	25-yard Roll-off	Same day (same day collection service - cost per collection)	$ 213.44	$ 37.67	$ 251.10	$ 540.00	$ 60.00	$ 27.90	$ 879.00	$ 75.66	$ 15.76	$ 66.20	$ 1,036.63	$ 51.59	$ 9.05	$ 29.87	$ 969.51
16h	Mixed C&D	Temporary Bin	30-yard Roll-off	Weekly (i.e. Monday collection, with the collection again on the following Monday - cost per collection)	$ 213.44	$ 37.67	$ 251.10	$ 540.00	$ 60.00	$ 27.90	$ 879.00	$ 75.66	$ 15.76	$ 66.20	$ 1,036.63	$ 51.59	$ 9.05	$ 29.87	$ 969.51
16h	Mixed C&D	Temporary Bin	30-yard Roll-off	Weekend (i.e. collection on Saturday or Sunday - cost per collection)	$ 213.44	$ 37.67	$ 251.10	$ 540.00	$ 60.00	$ 27.90	$ 879.00	$ 75.66	$ 15.76	$ 66.20	$ 1,036.63	$ 51.59	$ 9.05	$ 29.87	$ 969.51
16h	Mixed C&D	Temporary Bin	30-yard Roll-off	Same day (same day collection service - cost per collection)	$ 213.44	$ 37.67	$ 251.10	$ 540.00	$ 60.00	$ 27.90	$ 879.00	$ 75.66	$ 15.76	$ 66.20	$ 1,036.63	$ 51.59	$ 9.05	$ 29.87	$ 969.51
16i	Mixed C&D	Temporary Bin	40-yard Roll-off	Weekly (i.e. Monday collection, with the collection again on the following Monday - cost per collection)	$ 213.44	$ 37.67	$ 251.10	$ 540.00	$ 60.00	$ 27.90	$ 879.00	$ 75.66	$ 15.76	$ 66.20	$ 1,036.63	$ 51.59	$ 9.05	$ 29.87	$ 969.51
16i	Mixed C&D	Temporary Bin	40-yard Roll-off	Weekend (i.e. collection on Saturday or Sunday - cost per collection)	$ 213.44	$ 37.67	$ 251.10	$ 540.00	$ 60.00	$ 27.90	$ 879.00	$ 75.66	$ 15.76	$ 66.20	$ 1,036.63	$ 51.59	$ 9.05	$ 29.87	$ 969.51
16i	Mixed C&D	Temporary Bin	40-yard Roll-off	Same day (same day collection service - cost per collection)	$ 213.44	$ 37.67	$ 251.10	$ 540.00	$ 60.00	$ 27.90	$ 879.00	$ 75.66	$ 15.76	$ 66.20	$ 1,036.63	$ 51.59	$ 9.05	$ 29.87	$ 969.51

17. Temporary Bin & Roll Off Box Service - Including 2, 3, 4, and 6 yard Bin Service - Direct to Landfill Service

#	Sector/Stream	Description	Size	Frequency of Collection	Collection Component (85% Labor and 15% Fuel)			Disposal Component	Non-escalating Capital Component	Total Base Rate	Laguna Hills Regulatory Compliance Cost	Laguna Hills Procurement Cost	Laguna Hills Pavement Impact Cost Component	Total Laguna Hills Rate	Lake Forest Regulatory Compliance Cost	Lake Forest Procurement Cost	Lake Forest Pavement Impact Cost Component	Total Lake Forest Rate
					Labor	Fuel	Collection											
17a	MSW	Temporary Bin	2-yard Bin	Same day (same day collection service - cost per collection)	$ 136.81	$ 24.14	$ 160.95	$ 19.50	$ 14.55	$ 195.00	$ 16.79	$ 3.50	$ 14.69	$ 229.97	$ 11.45	$ 2.01	$ 6.63	$ 215.08
17a	MSW	Temporary Bin	2-yard Bin	Weekly (i.e. Monday collection, with the collection again on the following Monday - cost per collection)	$ 136.81	$ 24.14	$ 160.95	$ 19.50	$ 14.55	$ 195.00	$ 16.79	$ 3.50	$ 14.69	$ 229.97	$ 11.45	$ 2.01	$ 6.63	$ 215.08
17a	MSW	Temporary Bin	2-yard Bin	Weekend (i.e. collection on Saturday or Sunday - cost per collection)	$ 136.81	$ 24.14	$ 160.95	$ 19.50	$ 14.55	$ 195.00	$ 16.79	$ 3.50	$ 14.69	$ 229.97	$ 11.45	$ 2.01	$ 6.63	$ 215.08
17b	MSW	Temporary Bin	3-yard Bin	Same day (same day collection service - cost per collection)	$ 136.81	$ 24.14	$ 160.95	$ 19.50	$ 14.55	$ 195.00	$ 16.79	$ 3.50	$ 14.69	$ 229.97	$ 11.45	$ 2.01	$ 6.63	$ 215.08
17b	MSW	Temporary Bin	3-yard Bin	Weekly (i.e. Monday collection, with the collection again on the following Monday - cost per collection)	$ 136.81	$ 24.14	$ 160.95	$ 19.50	$ 14.55	$ 195.00	$ 16.79	$ 3.50	$ 14.69	$ 229.97	$ 11.45	$ 2.01	$ 6.63	$ 215.08
17b	MSW	Temporary Bin	3-yard Bin	Weekend (i.e. collection on Saturday or Sunday - cost per collection)	$ 136.81	$ 24.14	$ 160.95	$ 19.50	$ 14.55	$ 195.00	$ 16.79	$ 3.50	$ 14.69	$ 229.97	$ 11.45	$ 2.01	$ 6.63	$ 215.08
17c	MSW	Temporary Bin	4-yard Bin	Same day (same day collection service - cost per collection)	$ 140.34	$ 24.77	$ 165.10	$ 26.00	$ 13.90	$ 205.00	$ 17.65	$ 3.68	$ 15.44	$ 241.76	$ 12.03	$ 2.11	$ 6.97	$ 226.11
17c	MSW	Temporary Bin	4-yard Bin	Weekly (i.e. Monday collection, with the collection again on the following Monday - cost per collection)	$ 140.34	$ 24.77	$ 165.10	$ 26.00	$ 13.90	$ 205.00	$ 17.65	$ 3.68	$ 15.44	$ 241.76	$ 12.03	$ 2.11	$ 6.97	$ 226.11

#	Sector/Stream	Description	Size	Frequency of Collection	Collection Component (85% Labor and 15% Fuel)			Processing Component	Disposal Component	Non-escalating Capital Component	Total Base Rate	Laguna Hills Regulatory Compliance Cost	Laguna Hills Procurement Cost	Laguna Hills Pavement Impact Cost Component	Total Laguna Hills Rate	Lake Forest Regulatory Compliance Cost	Lake Forest Procurement Cost	Lake Forest Pavement Impact Cost Component	Total Lake Forest Rate
					Labor	Fuel	Collection	Clean MRF											
17c	MSW	Temporary Bin	4-yard Bin	Weekend (i.e. collection on Saturday or Sunday - cost per collection)	$ 140.34	$ 24.77	$ 165.10	$ 26.00		$ 13.90	$ 205.00	$ 17.65	$ 3.68	$ 15.44	$ 241.76	$ 12.03	$ 2.11	$ 6.97	$ 226.11
17d	MSW	Temporary Bin	6-yard Bin	Same day (same day collection service - cost per collection)	$ 147.39	$ 26.01	$ 173.40	$ 39.00		$ 12.60	$ 225.00	$ 19.37	$ 4.03	$ 16.95	$ 265.35	$ 13.21	$ 2.32	$ 7.65	$ 248.17
17d	MSW	Temporary Bin	6-yard Bin	Weekly (i.e. Monday collection, with the collection again on the following Monday - cost per collection)	$ 147.39	$ 26.01	$ 173.40	$ 39.00		$ 12.60	$ 225.00	$ 19.37	$ 4.03	$ 16.95	$ 265.35	$ 13.21	$ 2.32	$ 7.65	$ 248.17
17d	MSW	Temporary Bin	6-yard Bin	Weekend (i.e. collection on Saturday or Sunday - cost per collection)	$ 147.39	$ 26.01	$ 173.40	$ 39.00		$ 12.60	$ 225.00	$ 19.37	$ 4.03	$ 16.95	$ 265.35	$ 13.21	$ 2.32	$ 7.65	$ 248.17
17e	MSW	Temporary Bin	10-yard Roll-off	Weekly (i.e. Monday collection, with the collection again on the following Monday - cost per collection)	$ 213.44	$ 37.67	$ 251.10	$ 600.00		$ 27.90	$ 879.00	$ 75.66	$ 15.76	$ 66.20	$ 1,036.63	$ 51.59	$ 9.05	$ 29.87	$ 969.51
17e	MSW	Temporary Bin	10-yard Roll-off	Weekend (i.e. collection on Saturday or Sunday - cost per collection)	$ 213.44	$ 37.67	$ 251.10	$ 600.00		$ 27.90	$ 879.00	$ 75.66	$ 15.76	$ 66.20	$ 1,036.63	$ 51.59	$ 9.05	$ 29.87	$ 969.51
17e	MSW	Temporary Bin	10-yard Roll-off	Same day (same day collection service - cost per collection)	$ 213.44	$ 37.67	$ 251.10	$ 600.00		$ 27.90	$ 879.00	$ 75.66	$ 15.76	$ 66.20	$ 1,036.63	$ 51.59	$ 9.05	$ 29.87	$ 969.51
17f	MSW	Temporary Bin	20-yard Roll-off	Weekly (i.e. Monday collection, with the collection again on the following Monday - cost per collection)	$ 213.44	$ 37.67	$ 251.10	$ 450.00		$ 27.90	$ 729.00	$ 62.75	$ 13.07	$ 54.91	$ 859.73	$ 42.79	$ 7.51	$ 24.77	$ 804.07
17f	MSW	Temporary Bin	20-yard Roll-off	Weekend (i.e. collection on Saturday or Sunday - cost per collection)	$ 213.44	$ 37.67	$ 251.10	$ 450.00		$ 27.90	$ 729.00	$ 62.75	$ 13.07	$ 54.91	$ 859.73	$ 42.79	$ 7.51	$ 24.77	$ 804.07
17f	MSW	Temporary Bin	20-yard Roll-off	Same day (same day collection service - cost per collection)	$ 213.44	$ 37.67	$ 251.10	$ 450.00		$ 27.90	$ 729.00	$ 62.75	$ 13.07	$ 54.91	$ 859.73	$ 42.79	$ 7.51	$ 24.77	$ 804.07
17g	MSW	Temporary Bin	25-yard Roll-off	Weekly (i.e. Monday collection, with the collection again on the following Monday - cost per collection)	$ 213.44	$ 37.67	$ 251.10	$ 450.00		$ 27.90	$ 729.00	$ 62.75	$ 13.07	$ 54.91	$ 859.73	$ 42.79	$ 7.51	$ 24.77	$ 804.07
17g	MSW	Temporary Bin	25-yard Roll-off	Weekend (i.e. collection on Saturday or Sunday - cost per collection)	$ 213.44	$ 37.67	$ 251.10	$ 450.00		$ 27.90	$ 729.00	$ 62.75	$ 13.07	$ 54.91	$ 859.73	$ 42.79	$ 7.51	$ 24.77	$ 804.07
17g	MSW	Temporary Bin	25-yard Roll-off	Same day (same day collection service - cost per collection)	$ 213.44	$ 37.67	$ 251.10	$ 450.00		$ 27.90	$ 729.00	$ 62.75	$ 13.07	$ 54.91	$ 859.73	$ 42.79	$ 7.51	$ 24.77	$ 804.07
17h	MSW	Temporary Bin	30-yard Roll-off	Weekly (i.e. Monday collection, with the collection again on the following Monday - cost per collection)	$ 213.44	$ 37.67	$ 251.10	$ 450.00		$ 27.90	$ 729.00	$ 62.75	$ 13.07	$ 54.91	$ 859.73	$ 42.79	$ 7.51	$ 24.77	$ 804.07
17h	MSW	Temporary Bin	30-yard Roll-off	Weekend (i.e. collection on Saturday or Sunday - cost per collection)	$ 213.44	$ 37.67	$ 251.10	$ 450.00		$ 27.90	$ 729.00	$ 62.75	$ 13.07	$ 54.91	$ 859.73	$ 42.79	$ 7.51	$ 24.77	$ 804.07
17h	MSW	Temporary Bin	30-yard Roll-off	Same day (same day collection service - cost per collection)	$ 213.44	$ 37.67	$ 251.10	$ 450.00		$ 27.90	$ 729.00	$ 62.75	$ 13.07	$ 54.91	$ 859.73	$ 42.79	$ 7.51	$ 24.77	$ 804.07
17i	MSW	Temporary Bin	40-yard Roll-off	Weekly (i.e. Monday collection, with the collection again on the following Monday - cost per collection)	$ 213.44	$ 37.67	$ 251.10	$ 375.00		$ 27.90	$ 654.00	$ 56.29	$ 11.73	$ 49.26	$ 771.28	$ 38.39	$ 6.73	$ 22.22	$ 721.34
17i	MSW	Temporary Bin	40-yard Roll-off	Weekend (i.e. collection on Saturday or Sunday - cost per collection)	$ 213.44	$ 37.67	$ 251.10	$ 375.00		$ 27.90	$ 654.00	$ 56.29	$ 11.73	$ 49.26	$ 771.28	$ 38.39	$ 6.73	$ 22.22	$ 721.34
17i	MSW	Temporary Bin	40-yard Roll-off	Same day (same day collection service - cost per collection)	$ 213.44	$ 37.67	$ 251.10	$ 375.00		$ 27.90	$ 654.00	$ 56.29	$ 11.73	$ 49.26	$ 771.28	$ 38.39	$ 6.73	$ 22.22	$ 721.34

Attachment D.1 - Maximum Rates to be Charged Assuming Cross-Jurisdictional Efficiencies between Lake Forest and Laguna Hills

Fill in the rates proposed as the maximum rates to customers below for each level of service assuming cross-jurisdictional routing efficiencies between the two cities (Laguna Hills and Lake Forest) and assuming that all Commercial and Multi-family Divertible Materials (i.e. Single-stream Recyclables, Food Scraps and Yard Trimmings) will be provided at a collection rate that is half the cost of equivalent MSW service. MSW rates may include any costs that are not recovered by offering Divertible Materials collection programs at the 50% reduced rate as requested by the City. Rates must be broken down to show the collection cost, disposal cost and capital costs (the capital component will not be escalated). The procedure for adjusting costs throughout the term of the contract appears in **Article 14** of the Agreement. A sample calculation is shown in **Attachment J**. The disposal portion will only be adjusted as that cost actually changes. Disposal costs are a pass through cost and cannot include any mark up, overhead or administrative costs. As the amount of material being collected and handled is increasingly shifting into diversion, providing diversion services at no charge is no longer feasible and therefore is not permitted in this form. Best practices have identified that a Divertible materials collection rate that is 50% of the MSW rate obtains optimal generator participation. As noted in Section 6. MSW Rate Sheet commercial MSW rates may include any costs that are not recovered by offering Divertible Materials collection programs at 50% the rate for MSW. The rate proposed for collection of commercial, multi-family, temporary bin, temporary roll off, permanent roll off and compactor customers for divertible materials must be 50% lower than the rate proposed for collection of MSW materials.

Rates must be submitted in 2025 dollars.

Indicate the selected processing technology for source-seperated food scraps collected at special events using the drop down:	Composting

<= the selected processing methodology will be shown in the Processing Component cell for the corresponding rate item in **Section 20** below. Proposers will provide further details re: their proposed processing facility for this service line in the corresponding proposal form.

This form will become part of Attachment D.1 to the final Agreement.

18. Special Event Service - Direct to Landfill MSW Service

#	Sector/Stream	Description	Size	Frequency of Collection	Collection Component (85% Labor and 15% Fuel)			Disposal Component		Non-escalating Capital Component	Total Base Rate	Laguna Hills Regulatory Compliance Cost Component	Laguna Hills Procurement Cost Component	Laguna Hills Pavement Impact Cost Component	Total Laguna Hills Rate	Lake Forest Regulatory Compliance Cost	Lake Forest Procurement Cost	Lake Forest Pavement Impact Cost Component	Total Lake Forest Rate
					Labor	Fuel	Collection												
18a	Special Event Service	MSW Hauled to Directly to the Landfill	35-gallon Cart	Per container	$ 41.45	$ 7.31	$ 48.76	$ 3.69		$ 5.83	$ 58.28	$ 5.02	$ 1.05	$ 4.39	$ 68.73	$ 3.42	$ 0.60	$ 1.98	$ 64.28
18b	Special Event Service	MSW Hauled to Directly to the Landfill	65-gallon Cart	Per container	$ 41.45	$ 7.31	$ 48.76	$ 6.86		$ 6.18	$ 61.80	$ 5.32	$ 1.11	$ 4.65	$ 72.88	$ 3.63	$ 0.64	$ 2.10	$ 68.16
18c	Special Event Service	MSW Hauled to Directly to the Landfill	95-gallon Cart	Per container	$ 41.45	$ 7.31	$ 48.76	$ 10.02		$ 6.53	$ 65.32	$ 5.62	$ 1.17	$ 4.92	$ 77.03	$ 3.83	$ 0.67	$ 2.22	$ 72.04
18d	Special Event Service	MSW Hauled to Directly to the Landfill	1 Cubic Yard Bin (standalone or half of 2-yard split bin)	Per container	$ 33.16	$ 5.85	$ 39.01	$ 21.32		$ 6.70	$ 67.03	$ 5.77	$ 1.20	$ 5.05	$ 79.05	$ 3.93	$ 0.69	$ 2.28	$ 73.93
18e	Special Event Service	MSW Hauled to Directly to the Landfill	1.5 Cubic Yard Bin (standalone or half of 3-yard split bin)	Per container	$ 33.16	$ 5.85	$ 39.01	$ 31.97		$ 7.89	$ 78.87	$ 6.79	$ 1.41	$ 5.94	$ 93.01	$ 4.63	$ 0.81	$ 2.68	$ 86.99
18f	Special Event Service	MSW Hauled to Directly to the Landfill	2 Cubic Yard Bin (standalone or half of 4-yard split bin)	Per container	$ 33.16	$ 5.85	$ 39.01	$ 42.63		$ 9.07	$ 90.71	$ 7.81	$ 1.63	$ 6.83	$ 106.98	$ 5.32	$ 0.93	$ 3.08	$ 100.05
18g	Special Event Service	MSW Hauled to Directly to the Landfill	3 Cubic Yard Bin (standalone or half of 6-yard split bin)	Per container	$ 42.63	$ 7.52	$ 50.15	$ 63.95		$ 12.68	$ 126.78	$ 10.91	$ 2.27	$ 9.55	$ 149.51	$ 7.44	$ 1.31	$ 4.31	$ 139.83
18h	Special Event Service	MSW Hauled to Directly to the Landfill	4 Cubic Yard Bin	Per container	$ 56.84	$ 10.03	$ 66.87	$ 85.26		$ 16.90	$ 169.04	$ 14.55	$ 3.03	$ 12.73	$ 199.35	$ 9.92	$ 1.74	$ 5.74	$ 186.44
18i	Special Event Service	MSW Hauled to Directly to the Landfill	6 Cubic Yard Bin	Per container	$ 85.26	$ 15.05	$ 100.31	$ 127.89		$ 25.36	$ 253.56	$ 21.83	$ 4.55	$ 19.10	$ 299.02	$ 14.88	$ 2.61	$ 8.62	$ 279.66
18j	Special Event Service	MSW Hauled to Directly to the Landfill	10-yard Roll-off	Per container	$ 213.44	$ 37.67	$ 251.10	$ 600.00	$ -	$ 27.90	$ 879.00	$ 75.66	$ 15.76	$ 66.20	$ 1,036.63	$ 51.59	$ 9.05	$ 29.87	$ 969.51
18k	Special Event Service	MSW Hauled to Directly to the Landfill	20-yard Roll-off	Per container	$ 213.44	$ 37.67	$ 251.10	$ 450.00	$ -	$ 27.90	$ 729.00	$ 62.75	$ 13.07	$ 54.91	$ 859.73	$ 42.79	$ 7.51	$ 24.77	$ 804.07
18l	Special Event Service	MSW Hauled to Directly to the Landfill	25-yard Roll-off	Per container	$ 213.44	$ 37.67	$ 251.10	$ 450.00	$ -	$ 27.90	$ 729.00	$ 62.75	$ 13.07	$ 54.91	$ 859.73	$ 42.79	$ 7.51	$ 24.77	$ 804.07
18m	Special Event Service	MSW Hauled to Directly to the Landfill	30-yard Roll-off	Per container	$ 213.44	$ 37.67	$ 251.10	$ 450.00	$ -	$ 27.90	$ 729.00	$ 62.75	$ 13.07	$ 54.91	$ 859.73	$ 42.79	$ 7.51	$ 24.77	$ 804.07
18n	Special Event Service	MSW Hauled to Directly to the Landfill	40-yard Roll-off	Per container	$ 213.44	$ 37.67	$ 251.10	$ 375.00	$ -	$ 27.90	$ 654.00	$ 56.29	$ 11.73	$ 49.26	$ 771.28	$ 38.39	$ 6.73	$ 22.22	$ 721.34
18o	Special Event Service	MSW Hauled to Directly to the Landfill	20-yard Compactor	Per container	$ 277.47	$ 48.96	$ 326.43	$ 780.00		$ 36.27	$ 1,142.70	$ 98.36	$ 20.49	$ 86.07	$ 1,347.62	$ 67.07	$ 11.77	$ 38.83	$ 1,260.37
18p	Special Event Service	MSW Hauled to Directly to the Landfill	25-yard Compactor	Per container	$ 277.47	$ 48.96	$ 326.43	$ 585.00		$ 36.27	$ 947.70	$ 81.58	$ 16.99	$ 71.38	$ 1,117.65	$ 55.63	$ 9.76	$ 32.20	$ 1,045.29
18q	Special Event Service	MSW Hauled to Directly to the Landfill	30-yard Compactor	Per container	$ 277.47	$ 48.96	$ 326.43	$ 585.00		$ 36.27	$ 947.70	$ 81.58	$ 16.99	$ 71.38	$ 1,117.65	$ 55.63	$ 9.76	$ 32.20	$ 1,045.29
18r	Special Event Service	MSW Hauled to Directly to the Landfill	40-yard Compactor	Per container	$ 277.47	$ 48.96	$ 326.43	$ 585.00		$ 36.27	$ 947.70	$ 81.58	$ 16.99	$ 71.38	$ 1,117.65	$ 55.63	$ 9.76	$ 32.20	$ 1,045.29

19. Special Event Service - Single-Material Recyclables and Single-Stream Recyclables

#	Sector/Stream	Description	Size	Frequency of Collection	Collection Component (85% Labor and 15% Fuel)			Processing Component	Disposal Component	Non-escalating Capital Component	Total Base Rate	Laguna Hills Regulatory Compliance Cost Component	Laguna Hills Procurement Cost Component	Laguna Hills Pavement Impact Cost Component	Total Laguna Hills Rate	Lake Forest Regulatory Compliance Cost	Lake Forest Procurement Cost	Lake Forest Pavement Impact Cost Component	Total Lake Forest Rate
					Labor	Fuel	Collection	Clean MRF											
19a	Special Event Service	Single-material and Single-stream Recyclables Service	35-gallon Cart	Per container	$ 20.72	$ 3.66	$ 24.38	$ 1.57	$ 0.28	$ 2.91	$ 29.14	$ 2.51	$ 0.52	$ 2.19	$ 34.37	$ 1.71	$ 0.30	$ 0.99	$ 32.14
19b	Special Event Service	Single-material and Single-stream Recyclables Service	65-gallon Cart	Per container	$ 20.72	$ 3.66	$ 24.38	$ 2.92	$ 0.51	$ 3.09	$ 30.90	$ 2.66	$ 0.55	$ 2.33	$ 36.44	$ 1.81	$ 0.32	$ 1.05	$ 34.08
19c	Special Event Service	Single-material and Single-stream Recyclables Service	95-gallon Cart	Per container	$ 20.72	$ 3.66	$ 24.38	$ 4.26	$ 0.75	$ 3.27	$ 32.66	$ 2.81	$ 0.59	$ 2.46	$ 38.52	$ 1.92	$ 0.34	$ 1.11	$ 36.02
19d	Special Event Service	Single-material and Single-stream Recyclables Service	1 Cubic Yard Bin (standalone or half of 2-yard split bin)	Per container	$ 16.58	$ 2.93	$ 19.50	$ 9.06	$ 1.60	$ 3.35	$ 33.51	$ 2.88	$ 0.60	$ 2.52	$ 39.52	$ 1.97	$ 0.35	$ 1.14	$ 36.96
19e	Special Event Service	Single-material and Single-stream Recyclables Service	1.5 Cubic Yard Bin (standalone or half of 3-yard split bin)	Per container	$ 16.58	$ 2.93	$ 19.50	$ 13.59	$ 2.40	$ 3.94	$ 39.43	$ 3.39	$ 0.71	$ 2.97	$ 46.51	$ 2.31	$ 0.41	$ 1.34	$ 43.49
19f	Special Event Service	Single-material and Single-stream Recyclables Service	2 Cubic Yard Bin (standalone or half of 4-yard split bin)	Per container	$ 16.58	$ 2.93	$ 19.50	$ 18.12	$ 3.20	$ 4.54	$ 45.36	$ 3.90	$ 0.81	$ 3.42	$ 53.49	$ 2.66	$ 0.47	$ 1.54	$ 50.03
19g	Special Event Service	Single-material and Single-stream Recyclables Service	3 Cubic Yard Bin (standalone or half of 6-yard split bin)	Per container	$ 21.32	$ 3.76	$ 25.08	$ 27.18	$ 4.80	$ 6.34	$ 63.39	$ 5.46	$ 1.14	$ 4.77	$ 74.76	$ 3.72	$ 0.65	$ 2.15	$ 69.92
19h	Special Event Service	Single-material and Single-stream Recyclables Service	4 Cubic Yard Bin	Per container	$ 28.42	$ 5.02	$ 33.44	$ 36.24	$ 6.39	$ 8.45	$ 84.52	$ 7.28	$ 1.52	$ 6.37	$ 99.67	$ 4.96	$ 0.87	$ 2.87	$ 93.22
19i	Special Event Service	Single-material and Single-stream Recyclables Service	6 Cubic Yard Bin	Per container	$ 42.63	$ 7.52	$ 50.15	$ 54.35	$ 9.59	$ 12.68	$ 126.78	$ 10.91	$ 2.27	$ 9.55	$ 149.51	$ 7.44	$ 1.31	$ 4.31	$ 139.83
19j	Special Event Service	Single-material and Single-stream Recyclables Service	10-yard Roll-off	Per container	$ 106.72	$ 18.83	$ 125.55	$ 255.00	$ 45.00	$ 13.95	$ 439.50	$ 37.83	$ 7.88	$ 33.10	$ 518.31	$ 25.80	$ 4.53	$ 14.93	$ 484.76
19k	Special Event Service	Single-material and Single-stream Recyclables Service	20-yard Roll-off	Per container	$ 106.72	$ 18.83	$ 125.55	$ 191.25	$ 33.75	$ 13.95	$ 364.50	$ 31.38	$ 6.54	$ 27.45	$ 429.86	$ 21.39	$ 3.75	$ 12.39	$ 402.03
19l	Special Event Service	Single-material and Single-stream Recyclables Service	25-yard Roll-off	Per container	$ 106.72	$ 18.83	$ 125.55	$ 191.25	$ 33.75	$ 13.95	$ 364.50	$ 31.38	$ 6.54	$ 27.45	$ 429.86	$ 21.39	$ 3.75	$ 12.39	$ 402.03
19m	Special Event Service	Single-material and Single-stream Recyclables Service	30-yard Roll-off	Per container	$ 106.72	$ 18.83	$ 125.55	$ 191.25	$ 33.75	$ 13.95	$ 364.50	$ 31.38	$ 6.54	$ 27.45	$ 429.86	$ 21.39	$ 3.75	$ 12.39	$ 402.03
19n	Special Event Service	Single-material and Single-stream Recyclables Service	40-yard Roll-off	Per container	$ 106.72	$ 18.83	$ 125.55	$ 159.38	$ 28.13	$ 13.95	$ 327.00	$ 28.15	$ 5.86	$ 24.63	$ 385.64	$ 19.19	$ 3.37	$ 11.11	$ 360.67
19o	Special Event Service	Single-material and Single-stream Recyclables Service	20-yard Compactor	Per container	$ 138.73	$ 24.48	$ 163.22	$ 331.50	$ 58.50	$ 18.14	$ 571.35	$ 49.18	$ 10.25	$ 43.03	$ 673.81	$ 33.54	$ 5.88	$ 19.42	$ 630.18
19p	Special Event Service	Single-material and Single-stream Recyclables Service	25-yard Compactor	Per container	$ 138.73	$ 24.48	$ 163.22	$ 248.63	$ 43.88	$ 18.14	$ 473.85	$ 40.79	$ 8.50	$ 35.69	$ 558.82	$ 27.81	$ 4.88	$ 16.10	$ 522.64
19q	Special Event Service	Single-material and Single-stream Recyclables Service	30-yard Compactor	Per container	$ 138.73	$ 24.48	$ 163.22	$ 248.63	$ 43.88	$ 18.14	$ 473.85	$ 40.79	$ 8.50	$ 35.69	$ 558.82	$ 27.81	$ 4.88	$ 16.10	$ 522.64
19r	Special Event Service	Single-material and Single-stream Recyclables Service	40-yard Compactor	Per container	$ 138.73	$ 24.48	$ 163.22	$ 248.63	$ 43.88	$ 18.14	$ 473.85	$ 40.79	$ 8.50	$ 35.69	$ 558.82	$ 27.81	$ 4.88	$ 16.10	$ 522.64

20. Special Event Service - Source-separated Food Scraps

#	Sector/Stream	Description	Size	Frequency of Collection	Collection Component (85% Labor and 15% Fuel)			Processing Component	Disposal Component	Non-escalating Capital Component	Total Base Rate	Laguna Hills Regulatory Compliance Cost Component	Laguna Hills Procurement Cost Component	Laguna Hills Pavement Impact Cost Component	Total Laguna Hills Rate	Compliance Cost Component	Procurement Cost Component	Lake Forest Pavement Impact Cost Component	Total Lake Forest Rate
					Labor	Fuel	Collection	Composting											
20a	Special Event Service	Source-separated Food Scraps	35-gallon Cart	Per container	$ 20.72	$ 3.66	$ 24.38	$ 1.57	$ 0.28	$ 2.91	$ 29.14	$ 2.51	$ 0.52	$ 2.19	$ 34.37	$ 1.71	$ 0.30	$ 0.99	$ 32.14
20b	Special Event Service	Source-separated Food Scraps	65-gallon Cart	Per container	$ 20.72	$ 3.66	$ 24.38	$ 2.92	$ 0.51	$ 3.09	$ 30.90	$ 2.66	$ 0.55	$ 2.33	$ 36.44	$ 1.81	$ 0.32	$ 1.05	$ 34.08
20c	Special Event Service	Source-separated Food Scraps	1 Cubic Yard Bin (standalone)	Per container	$ 16.58	$ 2.93	$ 19.50	$ 9.06	$ 1.60	$ 3.35	$ 33.51	$ 2.88	$ 0.60	$ 2.52	$ 39.52	$ 1.97	$ 0.35	$ 1.14	$ 36.96
20d	Special Event Service	Source-separated Food Scraps	1.5 Cubic Yard Bin (standalone)	Per container	$ 16.58	$ 2.93	$ 19.50	$ 13.59	$ 2.40	$ 3.94	$ 39.43	$ 3.39	$ 0.71	$ 2.97	$ 46.51	$ 2.31	$ 0.41	$ 1.34	$ 43.49
20e	Special Event Service	Source-separated Food Scraps	2 Cubic Yard Bin (standalone)	Per container	$ 16.58	$ 2.93	$ 19.50	$ 18.12	$ 3.20	$ 4.54	$ 45.36	$ 3.90	$ 0.81	$ 3.42	$ 53.49	$ 2.66	$ 0.47	$ 1.54	$ 50.03

21. Emergency Service

#	Sector/Stream	Description	Size	Frequency of Collection	Collection Component (85% Labor and 15% Fuel)			Disposal Component	Non-escalating Capital Component	Total Base Rate	Laguna Hills Regulatory Compliance Cost Component	Laguna Hills Procurement Cost Component	Laguna Hills Pavement Impact Cost Component	Total Laguna Hills Rate	Lake Forest Regulatory Compliance Cost	Lake Forest Procurement Cost	Lake Forest Pavement Impact Cost Component	Total Lake Forest Rate
					Labor	Fuel	Collection											
21a	Emergency Service	MSW Hauled to Directly to the Landfill	3 Cubic Yard Bin (standalone)	Per container	$ 106.58	$ 18.81	$ 125.39	$ 159.86	$ 31.69	$ 316.94	$ 27.28	$ 5.68	$ 23.87	$ 373.78	$ 18.60	$ 3.26	$ 10.77	$ 349.58

#	Sector/Stream	Description	Size	Frequency of Collection	Collection Component (85% Labor and 15% Fuel)			Disposal Component	Non-escalating Capital Component	Total Base Rate	Laguna Hills Regulatory Compliance Cost Component	Laguna Hills Procurement Cost Component	Laguna Hills Pavement Impact Cost Component	Total Laguna Hills Rate	Lake Forest Regulatory Compliance Cost	Lake Forest Procurement Cost	Lake Forest Pavement Impact Cost Component	Total Lake Forest Rate
					Labor	Fuel	Collection											
21b	Emergency Service	MSW Hauled to Directly to the Landfill	4 Cubic Yard Bin	Per container	$ 142.10	$ 25.08	$ 167.18	$ 213.15	$ 42.26	$ 422.59	$ 36.38	$ 7.58	$ 31.83	$ 498.37	$ 24.80	$ 4.35	$ 14.36	$ 466.11
21c	Emergency Service	MSW Hauled to Directly to the Landfill	6 Cubic Yard Bin	Per container	$ 213.16	$ 37.62	$ 250.77	$ 319.73	$ 63.39	$ 633.89	$ 54.56	$ 11.37	$ 47.74	$ 747.56	$ 37.21	$ 6.53	$ 21.54	$ 699.16
21d	Emergency Service	MSW Hauled to Directly to the Landfill	10-yard Roll-off	Per container	$ 426.87	$ 75.33	$ 502.20	$ 1,200.00	$ 55.80	$ 1,758.00	$ 151.32	$ 31.53	$ 132.41	$ 2,073.26	$ 103.19	$ 18.10	$ 59.74	$ 1,939.03
21e	Emergency Service	MSW Hauled to Directly to the Landfill	20-yard Roll-off	Per container	$ 426.87	$ 75.33	$ 502.20	$ 1,200.00	$ 55.80	$ 1,758.00	$ 151.32	$ 31.53	$ 132.41	$ 2,073.26	$ 103.19	$ 18.10	$ 59.74	$ 1,939.03
21f	Emergency Service	MSW Hauled to Directly to the Landfill	25-yard Roll-off	Per container	$ 426.87	$ 75.33	$ 502.20	$ 1,200.00	$ 55.80	$ 1,758.00	$ 151.32	$ 31.53	$ 132.41	$ 2,073.26	$ 103.19	$ 18.10	$ 59.74	$ 1,939.03
21g	Emergency Service	MSW Hauled to Directly to the Landfill	30-yard Roll-off	Per container	$ 426.87	$ 75.33	$ 502.20	$ 1,200.00	$ 55.80	$ 1,758.00	$ 151.32	$ 31.53	$ 132.41	$ 2,073.26	$ 103.19	$ 18.10	$ 59.74	$ 1,939.03
21h	Emergency Service	MSW Hauled to Directly to the Landfill	40-yard Roll-off	Per container	$ 426.87	$ 75.33	$ 502.20	$ 1,200.00	$ 55.80	$ 1,758.00	$ 151.32	$ 31.53	$ 132.41	$ 2,073.26	$ 103.19	$ 18.10	$ 59.74	$ 1,939.03

ATTACHMENT D

Maximum Rates To Be Charged

Fill in the rates proposed as the maximum rates to customers for each level of service. These rates will be adjusted using the methodology in Attachment J, Section 1.B titled 'Adjustment for Processing Component of Annual Rate Based on PPI'.

Rates must be submitted in 2025 dollars.

This form will become part of Attachment D.1 to the final Agreement.

22. Other Services

22a.	Residential Bulky Goods Collection Service (For additional Collections of Bulky Goods from Residential Premises in Excess of Four (4) per year)	$28.10	per pick-up
22b.	Multi-family Bulky Goods Collection Service (For additional Collections of Bulky Goods from Multi-family Premises in Excess of Four (4) per account year)	$28.10	per pick-up
22c.	Commercial Bulky Goods Collection Service (For additional Collections of Bulky Goods from Commercial Premises in Excess of Four (4) per account year)	$39.34	per pick-up
22d.	Residential HHW Collection (For additional Collections of HHW from Residential Premises in Excess of Four (4) Quarterly Pick-ups per year)	$28.10	per pick-up
22e.	Repair and Maintenance of Compactor	$84.30	per hour
22f.	Bin Cleaning Service	$84.30	per Bin
22g.	Cart Cleaning per Section 1.6.1.8 of Attachment B, Scope of Work	$50.58	per Cart
22h.	Bin Replacement/Exchange	$224.80	per Bin
22i.	Commercial Bin Wheel-Out Service (25' - 50')	$39.34	per bin per month
22j.	Commercial Bin Wheel-Out Service (51' - 75')	$48.08	per bin per month
22k.	Residential Backyard Wheel-Out Service for Customers (for Customers that are not a 'Disabled Person' as defined in Attachment A)	$28.10	per month
22l.	Extra Pick-up - Residential Cart	$28.10	per cart
22m.	Extra Pick-up - Commercial/Multi-family Cart	$44.96	per cart
22n.	Extra Pick-up - Commercial/Multi-family Bin	$140.50	per bin
22o.	Roll-off or Compactor Service - False or Dry Run	$281.00	per instance
22p.	Power wash/steam cleaning of enclosure	$196.70	per instance
22q.	Commercial/Multi-family Sunday Collection Service Premium (added to existing rate per container per month)	$126.31	per container per month
22r.	Roll-off/compactor overage charges - Landfill (if max weight is included in rate and load exceeds max weight - include a per ton cost)	$84.30	per ton
22s.	Roll-off/compactor overage charges - Mixed C&D (if max weight is included in rate and load exceeds max weight - include a per ton cost)	$84.30	per ton
22t.	Clean-up Bin Trip Charge	$140.50	per instance
22u.	Clean Up Bin Overweight Charge	$126.31	per ton
22v.	Roll-off Relocation Charge	$121.39	per instance
22w.	Overweight Roll-off Extra Charge if Special Vehicle is Needed to Haul Container in Excess of 10 Tons Loaded Weight (in addition to standard roll-off rate)	$281.00	per instance
22x.	Daily Rental Over 7 Days for Temporary 2,3,4, and 6-yard bins	$11.24	per day
22y.	Daily Rental Over 7 Days for Temporary 10,20,30 and 40-yard bins	$28.10	per day
22z.	Compactor cleaning charge	$196.70	per instance
22aa.	Replacement Residential Kitchen Food Scrap pail - including delivery (For new Residential Customer see Item rr for kitchen pail to be provided and delivered at no charge)	$15.00	per replacement
22bb.	Commercial Resumption of Service Charge (only after discontinuation for non-payment, includes redelivery of containers if removed from premises)	$56.20	per instance
22cc.	Residential Resumption of Service Charge (only after discontinuation for non-payment, includes redelivery of containers if removed from premises)	$56.20	per instance
22dd.	Stinger service / Scout Service - per Container per occurrence	$26.00	per Container per occurrence
22ee.	Locking Bin Installation	$28.10	per instance
22ff.	Emergency Collection, hourly rate for (1) crew and (1) vehicle	$219.18	per hour
22gg.	Bin sensor (Pilot Program described in Section 8.04.G of Contract)	$28.10	per bin sensor per month
22hh.	Bin Sensors (Optional City-Wide Program described in Section 8.04.G.1 of Contract)	$28.10	per bin sensor per month
22ii.	Bin Locking Lids Fee	$10.65	per month
22jj.	Locked Enclosure Gate Fee	$10.65	per month
22kk.	Residential - Non-containerization fee after second and subsequent written notices as described in Attachment B, Section 2.6.1	$39.34	per incident
22ll.	Commercial - Overfull Container Bins or Carts (excludes overweight temporary clean up Bins)	$0.00	no charge
22mm.	Replacement bin sensor (initial replacement at no charge. Second and subsequent replacement bin sensor will be charged at this rate. Rate shall include installation, capital cost, and licensing cost).	$28.10	per bin sensor
22nn.	Cart exchange in excess of 1 free annual exchange per Attachment B (Section 1.6.1.7). Can be exchanged for same or different cart size.	$50.58	per exchange
The Following Services will be provided to a Customer at no additional charge.			
22oo.	Commercial Bin Wheel-Out Service for a distance less than 25 feet.	$0.00	per month
22pp.	Non-damaged residential cart exchange for same or different size Cart up to 1 time per year at no charge per Attachment B, Section 1.6.1.7.	$0.00	per household
22qq.	Damaged Residential Cart replacement	$0.00	per replacement
22rr.	Residential New Customer Food Scraps kitchen pail (includes delivery)	$0.00	no charge
22ss.	Initial Distribution of Single Family Dwelling and Multi-Family unit Kitchen Pails per Sections 2.4.2 and 2.10.3 of Attachment B (includes delivery)	$0.00	no charge

Attachment D.3 - Maximum Rates to be Charged Assuming NO Cross-Jurisdictional Efficiencies between Lake Forest and Laguna Hills - LAGUNA HILLS ONLY RATES
Proposer Cost Assumptions

Instructions: Fill in the cost and productivity assumptions used to develop proposed rates as listed in Tables 1 - 4 below. Failure to provide the requested assumption data will be counted against proposers in the RFP evaluation. Cells shaded in yellow require proposer input.

Table 1: Residential Assumptions

Enter cost assumptions into yellow-shaded area below		
Density of Residential Curbside MSW	72.51	lbs. per cubic yard
Density of Residential Curbside Recyclable Materials	34.02	lbs. per cubic yard
Density of Residential Curbside Co-collected Yard Trimmings and Food Scraps	55.64	lbs. per cubic yard
Fully Burdened Cost per Hour to Operate Residential Side Loader	$ 130.00	$ per hour
Time to service 1 residential cart (includes time on and off route)	0.011	hours
Cost per ton for disposal	$ 42.96	$ per ton
Cost per ton for processing single-stream recyclables	$ 116.87	$ per ton
Composite revenue per ton for sale of single-stream recyclable materials	$ 110.27	$ per ton
Residue percentage of residential single-stream recyclables	29.85%	percent
Gate fee per ton for residential organics taken to a **composting** facility	$ 75.00	per ton
Transfer costs, per ton of residential organics, for transferring materials to proposed composting facility (leave blank if proposer is planning on direct-hauling from collection route to composting facility)		per ton
Revenue per ton for finished compost	$0-$15	per ton
Gate fee per ton for residential organics taken to an **anaerobic digestion (AD)** facility.	$ 102.75	per ton
Transfer costs, per ton of residential organics, for transferring materials to proposed AD facility (leave blank if proposer is planning on direct-hauling from collection route to AD facility)	$ 14.49	per ton
Revenue, including LCFS and RIN credits and revenue from sale of composted digestate, per ton for AD	$20-$30	per ton
Transfer costs, per ton of residential organics, for **transferring** materials to Orange County Waste and Recycling (OCW&R) **Bee Canyon Greenery (11002 Bee Canyon Access Road, Irvine, Ca) composting facility** should this facility accept co-collected organics during the term of the agreement	$ 3.61	per ton
Additional cost (or cost reduction) per ton of residential organics, for **direct-hauling** materials from collection routes directly to OCW&R composting facility **Bee Canyon Greenery** composting facility should this facility accept co-collected organics during the term of the agreement	$ 4.79	per ton
Transfer costs, per ton of residential organics, for **transferring** materials to OCW&R **Capistrano Greenery (32250 Avenida la Pata, SJC, Ca) composting facility** should this facility accept co-collected organics during the term of the agreement	$0.00 since CRR facility is in SJC. Will Direct Haul	per ton
Additional cost (or cost reduction) per ton of residential organics, for **direct-hauling** materials from collection routes directly to **OCW&R Capistrano Greenery** composting facility should this facility accept co-collected organics during the term of the agreement	$0.00 since CRR facility is also in SJC.	per ton
Transfer costs, per ton of residential organics, for **transferring** materials to OCW&R **Valencia Greenery (1942 N. Valencia Ave, Brea) composting facility** should this facility accept co-collected organics during the term of the agreement	$ 11.46	per ton
Additional cost (or cost reduction) per ton of residential organics, for **direct-hauling** materials from collection routes directly to **OCW&R Valencia Greenery** composting facility should this facility accept co-collected organics during the term of the agreement	$ 15.24	per ton

Table 2: Commercial and Multi-family Assumptions

Enter cost assumptions into yellow shaded area below		
Density of Commercial MSW	70.83	lbs. per cubic yard
Density of Commercial Recyclable Materials	65.24	lbs. per cubic yard
Density of Commercial Yard Trimmings	100	lbs. per cubic yard
Density of Commercial Food Scraps	200	lbs. per cubic yard
Density of Commercial Co-collected Food Scraps and Yard Trimmings	105.07	lbs. per cubic yard
Density of Multi-family MSW	70.83	lbs. per cubic yard
Density of Multi-family Recyclable Materials	65.24	lbs. per cubic yard
Density of Multi-family Yard Trimmings	100	lbs. per cubic yard
Density of Multi-family Food Scraps	200	lbs. per cubic yard

Density of Multi-family Co-collected Food Scraps and Yard Trimmings	105.07	lbs. per cubic yard
Time to service commercial/multi-family **CART** (includes time on and off route)	0.083	hours
Time to service commercial/multi-family BIN (includes time on and off route)	0.086	hours
Fully Burdened Cost per Hour to Operate Commercial Cart Collection Vehicle (CNG Vehicle) -	$ 130.00	$ per hour
Fully Burdened Cost per Hour to Operate CNG Commercial Front Loader	$ 130.00	$ per hour
Cost per ton for Residue disposal	$ 42.96	$ per ton
Cost per ton for processing commercial/multi-family single-stream recyclables	$ 75.00	$ per ton
Composite revenue per ton for sale of mixed commercial recyclable materials	$ 85.00	$ per ton
Residue percentage of commercial mixed recyclables	40%	$ per ton
Gate fee per ton for **composting** (exclude transportation)	$ 75.00	$ per ton
Transfer cost per ton of commercial organics taken to proposers' **composting** facility (if the proposer is proposing to transship commercial organics to a composting facility)	$ -	$ per ton
Cost per ton of transporting commercial organics to proposer's **composting** facility if it is direct-hauled to the facility off the collection route	$ 3.38	$ per ton
Revenue per ton for finished compost	$0-$15	$ per ton
Gate fee per ton for **co-digestion** (exclude transportation)	NA	$ per ton
Transfer cost per ton of commercial organics taken to proposer's **co-digestion** facility (if the proposer is proposing to transship commercial organics to a co-digestion facility)	NA	$ per ton
Cost per ton of transporting commercial organics to proposer's **co-digestion** facility if it is direct-hauled to the facility off the collection route	NA	$ per ton
Revenue, including LCFS and RIN credits and revenue from sale of composted digestate, per ton for co-digestion	NA	$ per ton
Gate fee per ton for **anaerobic digestion** (exclude transportation).	$ 139.00	$ per ton
Transfer cost per ton of commercial organics taken to proposer's **anaerobic digestion** facility (if the proposer is proposing to transship commercial organics to an AD facility)	$ 14.49	$ per ton
Cost per ton of transporting commercial organics to proposer's **anaerobic digestion** facility if it is direct-hauled to the facility off the collection route	NA	$ per ton
Revenue, including LCFS and RIN credits and revenue from sale of composted digestate, per ton for AD	$20-$30	$ per ton
Transfer costs, per ton of commercial organics, for **transferring** materials to Orange County Waste and Recycling (OCW&R) **Bee Canyon Greenery (11002 Bee Canyon Access Road, Irvine, Ca) composting facility** should this facility accept co-collected organics during the term of the agreement	$ 3.61	$ per ton
Additional cost (or cost reduction) per ton of commercial organics, for **direct-hauling** materials from collection routes directly to OCW&R composting facility **Bee Canyon Greenery** composting facility should this facility accept co-collected organics during the term of the agreement	$ 4.79	$ per ton
Transfer costs, per ton of commercial organics, for **transferring** materials to OCW&R **Capistrano Greenery (32250 Avenida la Pata, SJC, Ca) composting facility** should this facility accept co-collected organics during the term of the agreement	$0.00 since CRR facility is in SJC. Will Direct Haul	$ per ton
Additional cost (or cost reduction) per ton of commercial organics, for **direct-hauling** materials from collection routes directly to **OCW&R Capistrano Greenery** composting facility should this facility accept co-collected organics during the term of the agreement	$0.00 since CRR facility is also in SJC.	$ per ton
Transfer costs, per ton of commercial organics, for **transferring** materials to OCW&R **Valencia Greenery (1942 N. Valencia Ave, Brea) composting facility** should this facility accept co-collected organics during the term of the agreement	$ 11.46	$ per ton
Additional cost (or cost reduction) per ton of commercial organics, for **direct-hauling** materials from collection routes directly to **OCW&R Valencia Greenery** composting facility should this facility accept co-collected organics during the term of the agreement	$ 15.24	$ per ton
Cost per ton to transfer single-stream recyclables	$ 16.02	$ per ton
Cost per ton to transfer source-separated food scraps	$ 14.49	$ per ton
Cost per ton to transfer MSW	$ 5.41	$ per ton

Table 3. Cost Assumptions for Providing Core Special Services - Residential

	Number of Households in Laguna Hills	Projected Monthly Household Participation Percentage	Expected Number of Monthly Participating Households	Monthly Cost of Providing Service at Projected Participation Levels
Curbside collection of bulky items (includes white goods)	8,201	5.000%	410.05	$ 4,100.50
Mail-back collection of sharps for all SFH and MFH		0.150%	12.30	$ 367.81
Curbside collection of e-waste/u-waste (2 per household per year)		0.250%	20.50	$ 205.03
Curbside collection of HHW (2 per household per year)		0.250%	20.50	$ 205.03

	Number of Households in Laguna Hills	Projected **Annual** Household Participation Percentage	Annual Cost of Providing Annual HHW Collection Event at Projected Participation Levels
Annual HHW Collection Event	8,201	1.8%	17,714

Table 4: Assumed Weights for Temporary Bins, Roll-offs, and Compactors (used for rate items 7 - 17)

Container Size	Single Stream Recyclables	MSW to Landfill	Source-separated Food Scraps	Source-separated Yard Trimmings	Co-collected Food Scraps and Yard Trimmings	Mixed C&D
Temporary - 2 Cubic Yard Bin	0.0500	0.1000	0.3000	0.0950	0.0950	0.4000
Temporary - 3 Cubic Yard Bin	0.0750	0.1500	0.4500	0.1425	0.1425	0.6000
Temporary - 4 Cubic Yard Bin	0.1000	0.2000	0.6000	0.1900	0.1900	0.8000
Temporary - 6 Cubic Yard Bin	0.1500	0.3000	0.9000	0.2850	0.2850	1.2000
Temporary/Permanent - 10 Cubic Yard Roll-off	7.0000	7.0000	7.0000	7.0000	7.0000	7.0000
Temporary/Permanent - 20 Cubic Yard Roll-off	7.0000	7.0000	7.0000	7.0000	7.0000	7.0000
Temporary/Permanent - 25 Cubic Yard Roll-off	7.0000	7.0000	7.0000	7.0000	7.0000	7.0000
Temporary/Permanent - 30 Cubic Yard Roll-off	7.0000	7.0000	7.0000	7.0000	7.0000	7.0000
Temporary/Permanent - 40 Cubic Yard Roll-off	7.0000	7.0000	7.0000	7.0000	7.0000	7.0000
Permanent - 3 Cubic Yard Compactor	0.2250	0.4500	1.3500	0.4275	0.4275	
Permanent - 4 Cubic Yard Compactor	0.3000	0.6000	1.8000	0.5700	0.5700	
Permanent - 6 Cubic Yard Compactor	0.4500	0.9000	2.7000	0.8550	0.8550	
Permanent - 10 Cubic Yard Compactor	10.0000	10.0000	10.0000	10.0000	10.0000	
Permanent - 20 Cubic Yard Compactor	10.0000	10.0000	10.0000	10.0000	10.0000	
Permanent - 25 Cubic Yard Compactor	10.0000	10.0000	10.0000	10.0000	10.0000	
Permanent - 30 Cubic Yard Compactor	10.0000	10.0000	10.0000	10.0000	10.0000	
Permanent - 40 Cubic Yard Compactor	10.0000	10.0000	10.0000	10.0000	10.0000	

Attachment D.3 - Maximum Rates to be Charged Assuming NO Cross-Jurisdictional Efficiencies between Lake Forest and Laguna Hills - LAGUNA HILLS ONLY RATES

Fill in the rates proposed as the maximum rates to LAGUNA HILLS customers below for each level of service assuming NO cross-jurisdictional routing efficiencies between the two cities (Laguna Hills and Lake Forest). Rates must be broken down to show the collection cost, processing cost, disposal cost and capital costs (the capital component will not be escalated using the methodologies described in Attachment J). The procedure for adjusting costs throughout the term of the contract appears in **Article 14** of the Agreement. A sample calculation is shown in **Attachment J**. The disposal portion will only be adjusted as that cost actually changes. Disposal costs are a pass through cost and cannot include any mark up, overhead or administrative costs.

Rates must be submitted in 2025 dollars.

This form will become part of Attachment D.1 to the final Agreement.

1. Residential Basic Level of Service (weekly collection service unless otherwise stated)

#	Sector/Stream	Description	Size	Collection Component (85% Labor and 15% Fuel)			Processing Component	Disposal Component	Non-escalating Capital Component	Total Base Rate	Laguna Hills Regulatory Compliance Cost Component	Laguna Hills Procurement Cost Component	Laguna Hills Pavement Impact Cost Component	Total Laguna Hills Rate
				Labor	Fuel	Collection	Composting							
1a	Residential Curbside Organics	Co-collected Food scraps and Yard Trimmings Processed at a **Composting** Facility	30-35, 60-70, or 90-96 gallon	$ 3.52	$ 0.62	$ 4.15	$ 2.66	$ 0.47	$ 0.81	$ 8.09	$ 0.25	$ 0.04	$ 0.14	$ 8.51
1a	Residential Curbside Organics	Each **additional** Co-collected Food Scraps and Yard Trimmings - Compost	30-35, 60-70, or 90-96 gallon cart	$ 2.35	$ 0.41	$ 2.76	$ 2.66	$ 0.47	$ 0.66	$ 6.55	$ 0.20	$ 0.03	$ 0.11	$ 6.90

#	Sector/Stream	Description	Size	Collection Component (85% Labor and 15% Fuel)			Processing Component	Disposal Component	Non-escalating Capital Component	Total Base Rate	Laguna Hills Regulatory Compliance Cost Component	Laguna Hills Procurement Cost Component	Laguna Hills Pavement Impact Cost Component	Total Laguna Hills Rate
				Labor	Fuel	Collection	Anaerobic Digestion							
1b	Residential Curbside Organics	Co-collected Food scraps and Yard Trimmings Processed at an Anaerobic Digestion Facility	30-35, 60-70, or 90-96 gallon	$ 3.52	$ 0.62	$ 4.15	$ 4.60	$ 0.81	$ 1.06	$ 10.62	$ 0.33	$ 0.05	$ 0.18	$ 11.18
1b	Residential Curbside Organics	Each additional Co-collected Food Scraps and Yard Trimmings - Anaerobic Digestion	30-35, 60-70, or 90-96 gallon cart	$ 2.35	$ 0.41	$ 2.76	$ 4.60	$ 0.81	$ 0.91	$ 9.08	$ 0.28	$ 0.04	$ 0.15	$ 9.56

#	Sector/Stream	Description	Size	Collection Component (85% Labor and 15% Fuel)			Processing Component	Disposal Component	Non-escalating Capital Component	Total Base Rate	Laguna Hills Regulatory Compliance Cost Component	Laguna Hills Procurement Cost Component	Laguna Hills Pavement Impact Cost Component	Total Laguna Hills Rate
				Labor	Fuel	Collection	Clean MRF							
1c	Residential Curbside Recycling	Single-stream recycling cart (up to 2 per household)	30-35, 60-70, or 90-96 gallon	$ 4.41	$ 0.78	$ 5.18	$ (0.15)	$ 0.02	$ 0.56	$ 5.61	$ 0.17	$ 0.03	$ 0.10	$ 5.91
1c	Residential Curbside Recycling	A third, and additional, single-stream recycling cart	30-35, 60-70, or 90-96 gallon cart	$ 2.94	$ 0.52	$ 3.46	$ (0.15)	$ 0.02	$ 0.37	$ 3.69	$ 0.11	$ 0.02	$ 0.06	$ 3.89

#	Sector/Stream	Description	Size	Collection Component (85% Labor and 15% Fuel)			Disposal Component	Non-escalating Capital Component	Total Base Rate	Laguna Hills Regulatory Compliance Cost Component	Laguna Hills Procurement Cost Component	Laguna Hills Pavement Impact Cost Component	Total Laguna Hills Rate
				Labor	Fuel	Collection							
1d	Residential Curbside MSW	MSW Cart to Landfill - Part of Residential Bundle	30-35 gallon cart	$ 4.64	$ 0.82	$ 5.46	$ 1.59	$ 0.78	$ 7.83	$ 0.24	$ 0.04	$ 0.13	$ 8.24
1d	Residential Curbside MSW	MSW Cart to Landfill - Part of Residential Bundle	60-70 gallon cart	$ 4.64	$ 0.82	$ 5.46	$ 2.96	$ 0.93	$ 9.35	$ 0.29	$ 0.05	$ 0.16	$ 9.84
1d	Residential Curbside MSW	MSW Cart to Landfill - Part of Residential Bundle	90-95 gallon cart	$ 4.64	$ 0.82	$ 5.46	$ 4.09	$ 1.06	$ 10.61	$ 0.33	$ 0.05	$ 0.18	$ 11.17
1d	Residential Curbside MSW	Each additional MSW cart to Landfill	30-35 gallon cart	$ 3.09	$ 0.55	$ 3.64	$ 1.59	$ 0.58	$ 5.81	$ 0.18	$ 0.03	$ 0.10	$ 6.12
1d	Residential Curbside MSW	Each additional MSW cart to Landfill	60-70 gallon cart	$ 3.09	$ 0.55	$ 3.64	$ 2.96	$ 0.73	$ 7.33	$ 0.23	$ 0.04	$ 0.12	$ 7.71
1d	Residential Curbside MSW	Each additional MSW cart to Landfill	90-95 gallon cart	$ 3.09	$ 0.55	$ 3.64	$ 4.09	$ 0.86	$ 8.59	$ 0.26	$ 0.04	$ 0.15	$ 9.04

#	Sector	Description	Summary of Service Configuration	Total Laguna Hills Residential 3-cart Rate
1e	Residential 3-cart bundle	30-35 gal MSW, organics to **composting** facility	Residential Option 1e - 30-35 gal MSW Cart: One (1) 30-35 gal MSW; one (1) co-collected food scraps and yard trimmings of any size to **composting** facility; and up to two (2) recycling cart of any size (automatically calculated).	$ 22.66
2e	Residential 3-cart bundle	60-70-gal MSW, organics to **composting** facility	Residential Option 2e - 60-70-gal MSW Cart: One (1) 60-70 gal MSW; one (1) co-collected food scraps and yard trimmings of any size to **composting** facility; and up to two (2) recycling carts of any size (automatically calculated).	$ 24.26
3e	Residential 3-cart bundle	90-95-gal MSW, organics to **composting** facility	Residential Option 3e - 90-95-gal MSW Cart: One (1) 90-95-gal MSW; one (1) co-collected food scraps and yard trimmings of any size to **composting** facility; and up to two (2) recycling carts of any size (automatically calculated).	$ 25.59
1f	Residential 3-cart bundle	30-35 gal MSW, organics to **AD** facility	Residential Option 1f - 30-35 gal MSW Cart: One (1) 30-35 gal MSW; one (1) co-collected food scraps and yard trimmings of any size to **AD** facility; and up to two (2) recycling cart of any size (automatically calculated).	$ 25.33
2f	Residential 3-cart bundle	60-70-gal MSW, organics to **AD** facility	Residential Option 2f - 60-70-gal MSW Cart: One (1) 60-70 gal MSW; one (1) co-collected food scraps and yard trimmings of any size to **AD** facility; and up to two (2) recycling carts of any size (automatically calculated).	$ 26.93
3f	Residential 3-cart bundle	90-95-gal MSW, organics to **AD** facility	Residential Option 3f - 90-95-gal MSW Cart: One (1) 90-95-gal MSW; one (1) co-collected food scraps and yard trimmings of any size to **AD** facility; and up to two (2) recycling carts of any size (automatically calculated).	$ 28.26

#	Sector/Stream	Description	Size	Collection Component (85% Labor and 15% Fuel)			Processing Component	Disposal Component	Non-escalating Capital Component	Total Base Rate	Laguna Hills Regulatory Compliance Cost Component	Laguna Hills Procurement Cost Component	Laguna Hills Pavement Impact Cost Component	Total Laguna Hills Rate
				Labor	Fuel	Collection	Stable Bedding Processing Facility Selected in Proposal Form 26							
1g	Residential stable bedding cart service	Curbside residential cart service for stable bedding generated by equestrian households in residential areas. Stable bedding may be co-collected with Yard Trimmings and Food Scraps.	30-35, 60-70, or 90-96 gallon	$ 3.06	$ 0.54	$ 3.60	$ 30.29	$ 5.35	$ 4.36	$ 43.60	$ 1.14	$ 0.21	$ 0.94	$ 45.89
1g	Residential stable bedding bin service	Bin service for stable bedding generated by equestrian households in residential areas	3-yard bin	$ 10.94	$ 1.93	$ 12.87	$ 121.15	$ 21.38	$ 17.27	$ 172.67	$ 4.53	$ 0.83	$ 3.72	$ 181.76

Attachment D.3 - Maximum Rates to be Charged Assuming NO Cross-Jurisdictional Efficiencies between Lake Forest and Laguna Hills - LAGUNA HILLS ONLY RATES

Fill in the rates proposed as the maximum rates to LAGUNA HILLS customers below for each level of service assuming NO cross-jurisdictional routing efficiencies between the two cities (Laguna Hills and Lake Forest). Rates must be broken down to show the collection cost, processing cost, disposal cost and capital costs (the capital component will not be escalated). The procedure for adjusting costs throughout the term of the contract appears in **Article 14** of the Agreement. A sample calculation is shown in **Attachment J**. The disposal portion will only be adjusted as that cost actually changes. Disposal costs are a pass through cost and cannot include any mark up, overhead or administrative costs. As the amount of material being collected and handled is increasingly shifting into diversion, providing diversion services at no charge is no longer feasible and therefore is not permitted in this form. Best practices have identified that a Divertible materials collection rate that is 50% of the MSW rate obtains optimal generator participation. As noted in Section 6. MSW Rate Sheet commercial MSW rates may include any costs that are not recovered by offering Divertible Materials collection programs at 50% the rate for MSW. The rate proposed for collection of commercial, multi-family, temporary bin, temporary roll off, permanent roll off and compactor customers for divertible materials must be 50% lower than the rate proposed for collection of MSW materials.

Rates must be submitted in 2025 dollars.

Indicate the selected commercial and multi-family source-separated food scrap processing technology using the drop down:	**Composting**	<-- the selected processing methodology will be shown in the Processing Component cell for the corresponding rate item in **Section 3** below. Proposers shall provide further details re: their proposed processing facility for this service line in the corresponding proposal form.
Indicate the selected commercial and multi-family source-separated yard trimmings processing technology using the drop down:	**Composting**	<-- the selected processing methodology will be shown in the Processing Component cell for the corresponding rate item in **Section 4** below. Proposers shall provide further details re: their proposed processing facility for this service line in the corresponding proposal form.
Indicate the selected commercial and multi-family co-collected food scraps and yard trimmings processing technology using the drop down:	**Composting**	<-- the selected processing methodology will be shown in the Processing Component cell for the corresponding rate item in **Section 5** below. Proposers shall provide further details re: their proposed processing facility for this service line in the corresponding proposal form.

This form will become part of Attachment D.1 to the final Agreement.

2. Commercial and Multi-Family Single-Material and Single-Stream Recyclables

#	Sector/Stream	Description	Size	Frequency of Collection	Collection Component (85% Labor and 15% Fuel) Labor	Fuel	Collection	Processing Component Clean MRF	Disposal Component	Non-escalating Capital Component	Total Base Rate	Total Base Rate	Laguna Hills Procurement Cost Component	Laguna Hills Pavement Impact Cost Component	Total Laguna Hills Rate
2a	Commercial and Multi-family Recyclables	Single-stream and Single-stream Recyclables Service	35-gallon Cart	1 pick-up per week	$ 26.11	$ 4.61	$ 30.71	$ 1.98	$ 0.35	$ 3.67	$ 36.71	$ 36.71	$ 0.66	$ 2.77	$ 43.30
2a	Commercial and Multi-family Recyclables	Single-stream and Single-stream Recyclables Service	35-gallon Cart	2 pick-up per week	$ 35.09	$ 6.19	$ 41.28	$ 3.95	$ 0.70	$ 5.10	$ 51.04	$ 51.04	$ 0.92	$ 3.84	$ 60.19
2a	Commercial and Multi-family Recyclables	Single-stream and Single-stream Recyclables Service	35-gallon Cart	3 pick-up per week	$ 40.10	$ 7.08	$ 47.18	$ 5.93	$ 1.05	$ 6.02	$ 60.17	$ 60.17	$ 1.08	$ 4.53	$ 70.96
2a	Commercial and Multi-family Recyclables	Single-stream and Single-stream Recyclables Service	35-gallon Cart	4 pick-up per week	$ 48.46	$ 8.55	$ 57.01	$ 7.91	$ 1.40	$ 7.37	$ 73.68	$ 73.68	$ 1.32	$ 5.55	$ 86.89
2a	Commercial and Multi-family Recyclables	Single-stream and Single-stream Recyclables Service	35-gallon Cart	5 pick-up per week	$ 56.39	$ 9.95	$ 66.34	$ 9.89	$ 1.74	$ 8.66	$ 86.64	$ 86.64	$ 1.55	$ 6.53	$ 102.18
2a	Commercial and Multi-family Recyclables	Single-stream and Single-stream Recyclables Service	35-gallon Cart	6 pick-up per week	$ 63.91	$ 11.28	$ 75.19	$ 11.86	$ 2.09	$ 9.91	$ 99.05	$ 99.05	$ 1.78	$ 7.46	$ 116.82
2b	Commercial and Multi-family Recyclables	Single-stream and Single-stream Recyclables Service	65-gallon Cart	1 pick-up per week	$ 26.11	$ 4.61	$ 30.71	$ 3.67	$ 0.65	$ 3.89	$ 38.93	$ 38.93	$ 0.70	$ 2.93	$ 45.91
2b	Commercial and Multi-family Recyclables	Single-stream and Single-stream Recyclables Service	65-gallon Cart	2 pick-up per week	$ 35.09	$ 6.19	$ 41.28	$ 7.34	$ 1.30	$ 5.55	$ 55.47	$ 55.47	$ 0.99	$ 4.18	$ 65.41
2b	Commercial and Multi-family Recyclables	Single-stream and Single-stream Recyclables Service	65-gallon Cart	3 pick-up per week	$ 40.10	$ 7.08	$ 47.18	$ 11.02	$ 1.94	$ 6.68	$ 66.82	$ 66.82	$ 1.20	$ 5.03	$ 78.80
2b	Commercial and Multi-family Recyclables	Single-stream and Single-stream Recyclables Service	65-gallon Cart	4 pick-up per week	$ 48.46	$ 8.55	$ 57.01	$ 14.69	$ 2.59	$ 8.25	$ 82.54	$ 82.54	$ 1.48	$ 6.22	$ 97.34
2b	Commercial and Multi-family Recyclables	Single-stream and Single-stream Recyclables Service	65-gallon Cart	5 pick-up per week	$ 56.39	$ 9.95	$ 66.34	$ 18.36	$ 3.24	$ 9.77	$ 97.72	$ 97.72	$ 1.75	$ 7.36	$ 115.24
2b	Commercial and Multi-family Recyclables	Single-stream and Single-stream Recyclables Service	65-gallon Cart	6 pick-up per week	$ 63.91	$ 11.28	$ 75.19	$ 22.03	$ 3.89	$ 11.23	$ 112.35	$ 112.35	$ 2.01	$ 8.46	$ 132.49
2c	Commercial and Multi-family Recyclables	Single-stream and Single-stream Recyclables Service	95-gallon Cart	1 pick-up per week	$ 26.11	$ 4.61	$ 30.71	$ 5.37	$ 0.95	$ 4.11	$ 41.14	$ 41.14	$ 0.74	$ 3.10	$ 48.52
2c	Commercial and Multi-family Recyclables	Single-stream and Single-stream Recyclables Service	95-gallon Cart	2 pick-up per week	$ 35.09	$ 6.19	$ 41.28	$ 10.73	$ 1.89	$ 5.99	$ 59.90	$ 59.90	$ 1.07	$ 4.51	$ 70.64
2c	Commercial and Multi-family Recyclables	Single-stream and Single-stream Recyclables Service	95-gallon Cart	3 pick-up per week	$ 40.10	$ 7.08	$ 47.18	$ 16.10	$ 2.84	$ 7.35	$ 73.47	$ 73.47	$ 1.32	$ 5.53	$ 86.64
2c	Commercial and Multi-family Recyclables	Single-stream and Single-stream Recyclables Service	95-gallon Cart	4 pick-up per week	$ 48.46	$ 8.55	$ 57.01	$ 21.47	$ 3.79	$ 9.14	$ 91.40	$ 91.40	$ 1.64	$ 6.88	$ 107.80
2c	Commercial and Multi-family Recyclables	Single-stream and Single-stream Recyclables Service	95-gallon Cart	5 pick-up per week	$ 56.39	$ 9.95	$ 66.34	$ 26.84	$ 4.74	$ 10.88	$ 108.79	$ 108.79	$ 1.95	$ 8.19	$ 128.30
2c	Commercial and Multi-family Recyclables	Single-stream and Single-stream Recyclables Service	95-gallon Cart	6 pick-up per week	$ 63.91	$ 11.28	$ 75.19	$ 32.20	$ 5.68	$ 12.56	$ 125.64	$ 125.64	$ 2.25	$ 9.46	$ 148.17
2d	Commercial and Multi-family Recyclables	Single-stream and Single-stream Recyclables Service	1 Cubic Yard Bin (standalone or half of 2-yard split bin)	1 pick-up per week	$ 20.89	$ 3.69	$ 24.57	$ 11.41	$ 2.01	$ 4.22	$ 42.22	$ 42.22	$ 0.76	$ 3.18	$ 49.79
2d	Commercial and Multi-family Recyclables	Single-stream and Single-stream Recyclables Service	1 Cubic Yard Bin (standalone or half of 2-yard split bin)	2 pick-up per week	$ 28.07	$ 4.95	$ 33.02	$ 22.82	$ 4.03	$ 6.65	$ 66.53	$ 66.53	$ 1.19	$ 5.01	$ 78.46
2d	Commercial and Multi-family Recyclables	Single-stream and Single-stream Recyclables Service	1 Cubic Yard Bin (standalone or half of 2-yard split bin)	3 pick-up per week	$ 32.08	$ 5.66	$ 37.74	$ 34.24	$ 6.04	$ 8.67	$ 86.69	$ 86.69	$ 1.55	$ 6.53	$ 102.24
2d	Commercial and Multi-family Recyclables	Single-stream and Single-stream Recyclables Service	1 Cubic Yard Bin (standalone or half of 2-yard split bin)	4 pick-up per week	$ 38.76	$ 6.84	$ 45.60	$ 45.65	$ 8.06	$ 11.03	$ 110.34	$ 110.34	$ 1.98	$ 8.31	$ 130.13
2d	Commercial and Multi-family Recyclables	Single-stream and Single-stream Recyclables Service	1 Cubic Yard Bin (standalone or half of 2-yard split bin)	5 pick-up per week	$ 45.11	$ 7.96	$ 53.07	$ 57.06	$ 10.07	$ 13.36	$ 133.56	$ 133.56	$ 2.40	$ 10.06	$ 157.51
2d	Commercial and Multi-family Recyclables	Single-stream and Single-stream Recyclables Service	1 Cubic Yard Bin (standalone or half of 2-yard split bin)	6 pick-up per week	$ 51.13	$ 9.02	$ 60.15	$ 68.47	$ 12.08	$ 15.63	$ 156.34	$ 156.34	$ 2.80	$ 11.78	$ 184.38
2e	Commercial and Multi-family Recyclables	Single-stream and Single-stream Recyclables Service	1.5 Cubic Yard Bin (standalone or half of 3-yard split bin)	1 pick-up per week	$ 20.89	$ 3.69	$ 24.57	$ 17.12	$ 3.02	$ 4.97	$ 49.68	$ 49.68	$ 0.89	$ 3.74	$ 58.59
2e	Commercial and Multi-family Recyclables	Single-stream and Single-stream Recyclables Service	1.5 Cubic Yard Bin (standalone or half of 3-yard split bin)	2 pick-up per week	$ 28.07	$ 4.95	$ 33.02	$ 34.24	$ 6.04	$ 8.14	$ 81.45	$ 81.45	$ 1.46	$ 6.13	$ 96.05
2e	Commercial and Multi-family Recyclables	Single-stream and Single-stream Recyclables Service	1.5 Cubic Yard Bin (standalone or half of 3-yard split bin)	3 pick-up per week	$ 32.08	$ 5.66	$ 37.74	$ 51.36	$ 9.06	$ 10.91	$ 109.07	$ 109.07	$ 1.96	$ 8.21	$ 128.63
2e	Commercial and Multi-family Recyclables	Single-stream and Single-stream Recyclables Service	1.5 Cubic Yard Bin (standalone or half of 3-yard split bin)	4 pick-up per week	$ 38.76	$ 6.84	$ 45.60	$ 68.47	$ 12.08	$ 14.02	$ 140.18	$ 140.18	$ 2.51	$ 10.56	$ 165.32
2e	Commercial and Multi-family Recyclables	Single-stream and Single-stream Recyclables Service	1.5 Cubic Yard Bin (standalone or half of 3-yard split bin)	5 pick-up per week	$ 45.11	$ 7.96	$ 53.07	$ 85.59	$ 15.10	$ 17.09	$ 170.86	$ 170.86	$ 3.06	$ 12.87	$ 201.50
2e	Commercial and Multi-family Recyclables	Single-stream and Single-stream Recyclables Service	1.5 Cubic Yard Bin (standalone or half of 3-yard split bin)	6 pick-up per week	$ 51.13	$ 9.02	$ 60.15	$ 102.71	$ 18.13	$ 20.11	$ 201.10	$ 201.10	$ 3.61	$ 15.15	$ 237.16

2f	Commercial and Multi-family Recyclables	Single-stream and Single-stream Recyclables Service	2 Cubic Yard Bin (standalone or half of 4-yard split bin)	1 pick-up per week	$ 20.89	$ 3.69	$ 24.57	$ 22.82	$ 4.03	$ 5.71	$ 57.14	$ 57.14	$ 1.02	$ 4.30	$ 67.38
2f	Commercial and Multi-family Recyclables	Single-stream and Single-stream Recyclables Service	2 Cubic Yard Bin (standalone or half of 4-yard split bin)	2 pick-up per week	$ 28.07	$ 4.95	$ 33.02	$ 45.65	$ 8.06	$ 9.64	$ 96.37	$ 96.37	$ 1.73	$ 7.26	$ 113.65
2f	Commercial and Multi-family Recyclables	Single-stream and Single-stream Recyclables Service	2 Cubic Yard Bin (standalone or half of 4-yard split bin)	3 pick-up per week	$ 32.08	$ 5.66	$ 37.74	$ 68.47	$ 12.08	$ 13.14	$ 131.44	$ 131.44	$ 2.36	$ 9.90	$ 155.02
2f	Commercial and Multi-family Recyclables	Single-stream and Single-stream Recyclables Service	2 Cubic Yard Bin (standalone or half of 4-yard split bin)	4 pick-up per week	$ 38.76	$ 6.84	$ 45.60	$ 91.30	$ 16.11	$ 17.00	$ 170.02	$ 170.02	$ 3.05	$ 12.81	$ 200.51
2f	Commercial and Multi-family Recyclables	Single-stream and Single-stream Recyclables Service	2 Cubic Yard Bin (standalone or half of 4-yard split bin)	5 pick-up per week	$ 45.11	$ 7.96	$ 53.07	$ 114.12	$ 20.14	$ 20.82	$ 208.15	$ 208.15	$ 3.73	$ 15.68	$ 245.48
2f	Commercial and Multi-family Recyclables	Single-stream and Single-stream Recyclables Service	2 Cubic Yard Bin (standalone or half of 4-yard split bin)	6 pick-up per week	$ 51.13	$ 9.02	$ 60.15	$ 136.95	$ 24.17	$ 24.59	$ 245.85	$ 245.85	$ 4.41	$ 18.52	$ 289.94
2g	Commercial and Multi-family Recyclables	Single-stream and Single-stream Recyclables Service	3 Cubic Yard Bin	1 pick-up per week	$ 26.85	$ 4.74	$ 31.59	$ 34.24	$ 6.04	$ 7.99	$ 79.86	$ 79.86	$ 1.43	$ 6.01	$ 94.18
2g	Commercial and Multi-family Recyclables	Single-stream and Single-stream Recyclables Service	3 Cubic Yard Bin	2 pick-up per week	$ 36.09	$ 6.37	$ 42.46	$ 68.47	$ 12.08	$ 13.67	$ 136.69	$ 136.69	$ 2.45	$ 10.29	$ 161.20
2g	Commercial and Multi-family Recyclables	Single-stream and Single-stream Recyclables Service	3 Cubic Yard Bin	3 pick-up per week	$ 41.25	$ 7.28	$ 48.53	$ 102.71	$ 18.13	$ 18.82	$ 188.18	$ 188.18	$ 3.37	$ 14.17	$ 221.93
2g	Commercial and Multi-family Recyclables	Single-stream and Single-stream Recyclables Service	3 Cubic Yard Bin	4 pick-up per week	$ 49.84	$ 8.80	$ 58.63	$ 136.95	$ 24.17	$ 24.42	$ 244.17	$ 244.17	$ 4.38	$ 18.39	$ 287.95
2g	Commercial and Multi-family Recyclables	Single-stream and Single-stream Recyclables Service	3 Cubic Yard Bin	5 pick-up per week	$ 58.00	$ 10.24	$ 68.24	$ 171.19	$ 30.21	$ 29.96	$ 299.59	$ 299.59	$ 5.37	$ 22.56	$ 353.32
2g	Commercial and Multi-family Recyclables	Single-stream and Single-stream Recyclables Service	3 Cubic Yard Bin	6 pick-up per week	$ 65.74	$ 11.60	$ 77.34	$ 205.42	$ 36.25	$ 35.45	$ 354.46	$ 354.46	$ 6.36	$ 26.70	$ 418.02
2h	Commercial and Multi-family Recyclables	Single-stream and Single-stream Recyclables Service	4 Cubic Yard Bin	1 pick-up per week	$ 35.80	$ 6.32	$ 42.12	$ 45.65	$ 8.06	$ 10.65	$ 106.48	$ 106.48	$ 1.91	$ 8.02	$ 125.57
2h	Commercial and Multi-family Recyclables	Single-stream and Single-stream Recyclables Service	4 Cubic Yard Bin	2 pick-up per week	$ 48.12	$ 8.49	$ 56.61	$ 91.30	$ 16.11	$ 18.22	$ 182.25	$ 182.25	$ 3.27	$ 13.73	$ 214.93
2h	Commercial and Multi-family Recyclables	Single-stream and Single-stream Recyclables Service	4 Cubic Yard Bin	3 pick-up per week	$ 55.00	$ 9.71	$ 64.70	$ 136.95	$ 24.17	$ 25.09	$ 250.91	$ 250.91	$ 4.50	$ 18.90	$ 295.90
2h	Commercial and Multi-family Recyclables	Single-stream and Single-stream Recyclables Service	4 Cubic Yard Bin	4 pick-up per week	$ 66.45	$ 11.73	$ 78.18	$ 182.60	$ 32.22	$ 32.56	$ 325.56	$ 325.56	$ 5.84	$ 24.52	$ 383.94
2h	Commercial and Multi-family Recyclables	Single-stream and Single-stream Recyclables Service	4 Cubic Yard Bin	5 pick-up per week	$ 77.34	$ 13.65	$ 90.99	$ 228.25	$ 40.28	$ 39.95	$ 399.46	$ 399.46	$ 7.16	$ 30.09	$ 471.09
2h	Commercial and Multi-family Recyclables	Single-stream and Single-stream Recyclables Service	4 Cubic Yard Bin	6 pick-up per week	$ 87.65	$ 15.47	$ 103.12	$ 273.90	$ 48.33	$ 47.26	$ 472.61		$ 8.48	$ 35.60	$ 557.36
2i	Commercial and Multi-family Recyclables	Single-stream and Single-stream Recyclables Service	6 Cubic Yard Bin	1 pick-up per week	$ 53.71	$ 9.48	$ 63.18	$ 68.47	$ 12.08	$ 15.97	$ 159.71		$ 2.86	$ 12.03	$ 188.35
2i	Commercial and Multi-family Recyclables	Single-stream and Single-stream Recyclables Service	6 Cubic Yard Bin	2 pick-up per week	$ 72.18	$ 12.74	$ 84.92	$ 136.95	$ 24.17	$ 27.34	$ 273.37		$ 4.90	$ 20.59	$ 322.40
2i	Commercial and Multi-family Recyclables	Single-stream and Single-stream Recyclables Service	6 Cubic Yard Bin	3 pick-up per week	$ 82.49	$ 14.56	$ 97.05	$ 205.42	$ 36.25	$ 37.64	$ 376.36		$ 6.75	$ 28.35	$ 443.85
2i	Commercial and Multi-family Recyclables	Single-stream and Single-stream Recyclables Service	6 Cubic Yard Bin	4 pick-up per week	$ 99.68	$ 17.59	$ 117.27	$ 273.90	$ 48.33	$ 48.83	$ 488.34		$ 8.76	$ 36.78	$ 575.91
2i	Commercial and Multi-family Recyclables	Single-stream and Single-stream Recyclables Service	6 Cubic Yard Bin	5 pick-up per week	$ 116.01	$ 20.47	$ 136.48	$ 342.37	$ 60.42	$ 59.92	$ 599.19		$ 10.75	$ 45.13	$ 706.64
2i	Commercial and Multi-family Recyclables	Single-stream and Single-stream Recyclables Service	6 Cubic Yard Bin	6 pick-up per week	$ 131.47	$ 23.20	$ 154.67	$ 410.85	$ 72.50	$ 70.89	$ 708.91	$ 61.02	$ 12.71	$ 53.39	$ 836.04

3. Commercial and Multi-Family Source-separated Food Scraps

*Note: Food scraps will only be collected in 35-gal, 65-gal, 1-yard, 1.5 yard, and 2-yard containers. Food scraps will **not** be collected as part of split bin service.*

#	Sector/Stream	Description	Size	Frequency of Collection	Collection Component (85% Labor and 15% Fuel)			Processing Component	Disposal Component	Non-escalating Capital Component	Total Base Rate	Laguna Hills Regulatory Compliance Cost Component	Laguna Hills Procurement Cost Component	Laguna Hills Pavement Impact Cost Component	Total Laguna Hills Rate
					Labor	Fuel	Collection	Composting							
3a	Commercial and Multi-family Food Scraps	Source-separated Food Scraps	35-gallon Cart	1 pick-up per week	$ 26.11	$ 4.61	$ 30.71	$ 1.98	$ 0.35	$ 3.67	$ 36.71	$ 3.16	$ 0.66	$ 2.77	$ 43.30
3a	Commercial and Multi-family Food Scraps	Source-separated Food Scraps	35-gallon Cart	2 pick-up per week	$ 35.09	$ 6.19	$ 41.28	$ 3.95	$ 0.70	$ 5.10	$ 51.04	$ 4.39	$ 0.92	$ 3.84	$ 60.19
3a	Commercial and Multi-family Food Scraps	Source-separated Food Scraps	35-gallon Cart	3 pick-up per week	$ 40.10	$ 7.08	$ 47.18	$ 5.93	$ 1.05	$ 6.02	$ 60.17	$ 5.18	$ 1.08	$ 4.53	$ 70.96
3a	Commercial and Multi-family Food Scraps	Source-separated Food Scraps	35-gallon Cart	4 pick-up per week	$ 48.46	$ 8.55	$ 57.01	$ 7.91	$ 1.40	$ 7.37	$ 73.68	$ 6.34	$ 1.32	$ 5.55	$ 86.89
3a	Commercial and Multi-family Food Scraps	Source-separated Food Scraps	35-gallon Cart	5 pick-up per week	$ 56.39	$ 9.95	$ 66.34	$ 9.89	$ 1.74	$ 8.66	$ 86.64	$ 7.46	$ 1.55	$ 6.53	$ 102.18
3a	Commercial and Multi-family Food Scraps	Source-separated Food Scraps	35-gallon Cart	6 pick-up per week	$ 63.91	$ 11.28	$ 75.19	$ 11.86	$ 2.09	$ 9.91	$ 99.05	$ 8.53	$ 1.78	$ 7.46	$ 116.82
3b	Commercial and Multi-family Food Scraps	Source-separated Food Scraps	65-gallon Cart	1 pick-up per week	$ 26.11	$ 4.61	$ 30.71	$ 3.67	$ 0.65	$ 3.89	$ 38.93	$ 3.35	$ 0.70	$ 2.93	$ 45.91
3b	Commercial and Multi-family Food Scraps	Source-separated Food Scraps	65-gallon Cart	2 pick-up per week	$ 35.09	$ 6.19	$ 41.28	$ 7.34	$ 1.30	$ 5.55	$ 55.47	$ 4.77	$ 0.99	$ 4.18	$ 65.41
3b	Commercial and Multi-family Food Scraps	Source-separated Food Scraps	65-gallon Cart	3 pick-up per week	$ 40.10	$ 7.08	$ 47.18	$ 11.02	$ 1.94	$ 6.68	$ 66.82	$ 5.75	$ 1.20	$ 5.03	$ 78.80
3b	Commercial and Multi-family Food Scraps	Source-separated Food Scraps	65-gallon Cart	4 pick-up per week	$ 48.46	$ 8.55	$ 57.01	$ 14.69	$ 2.59	$ 8.25	$ 82.54	$ 7.10	$ 1.48	$ 6.22	$ 97.34
3b	Commercial and Multi-family Food Scraps	Source-separated Food Scraps	65-gallon Cart	5 pick-up per week	$ 56.39	$ 9.95	$ 66.34	$ 18.36	$ 3.24	$ 9.77	$ 97.72	$ 8.41	$ 1.75	$ 7.36	$ 115.24
3b	Commercial and Multi-family Food Scraps	Source-separated Food Scraps	65-gallon Cart	6 pick-up per week	$ 63.91	$ 11.28	$ 75.19	$ 22.03	$ 3.89	$ 11.23	$ 112.35	$ 9.67	$ 2.01	$ 8.46	$ 132.49
3c	Commercial and Multi-family Food Scraps	Source-separated Food Scraps	1 Cubic Yard Bin	1 pick-up per week	$ 26.11	$ 4.61	$ 30.71	$ 5.37	$ 0.95	$ 4.11	$ 41.14	$ 3.54	$ 0.74	$ 3.10	$ 48.52
3c	Commercial and Multi-family Food Scraps	Source-separated Food Scraps	1 Cubic Yard Bin	2 pick-up per week	$ 35.09	$ 6.19	$ 41.28	$ 10.73	$ 1.89	$ 5.99	$ 59.90	$ 5.16	$ 1.07	$ 4.51	$ 70.64
3c	Commercial and Multi-family Food Scraps	Source-separated Food Scraps	1 Cubic Yard Bin	3 pick-up per week	$ 40.10	$ 7.08	$ 47.18	$ 16.10	$ 2.84	$ 7.35	$ 73.47	$ 6.32	$ 1.32	$ 5.53	$ 86.64
3c	Commercial and Multi-family Food Scraps	Source-separated Food Scraps	1 Cubic Yard Bin	4 pick-up per week	$ 48.46	$ 8.55	$ 57.01	$ 21.47	$ 3.79	$ 9.14	$ 91.40	$ 7.87	$ 1.64	$ 6.88	$ 107.80
3c	Commercial and Multi-family Food Scraps	Source-separated Food Scraps	1 Cubic Yard Bin	5 pick-up per week	$ 56.39	$ 9.95	$ 66.34	$ 26.84	$ 4.74	$ 10.88	$ 108.79	$ 9.36	$ 1.95	$ 8.19	$ 128.30
3c	Commercial and Multi-family Food Scraps	Source-separated Food Scraps	1 Cubic Yard Bin	6 pick-up per week	$ 63.91	$ 11.28	$ 75.19	$ 32.20	$ 5.68	$ 12.56	$ 125.64	$ 10.81	$ 2.25	$ 9.46	$ 148.17
3d	Commercial and Multi-family Food Scraps	Source-separated Food Scraps	1.5 Cubic Yard Bin	1 pick-up per week	$ 20.89	$ 3.69	$ 24.57	$ 11.41	$ 2.01	$ 4.22	$ 42.22	$ 3.63	$ 0.76	$ 3.18	$ 49.79
3d	Commercial and Multi-family Food Scraps	Source-separated Food Scraps	1.5 Cubic Yard Bin	2 pick-up per week	$ 28.07	$ 4.95	$ 33.02	$ 22.82	$ 4.03	$ 6.65	$ 66.53	$ 5.73	$ 1.19	$ 5.01	$ 78.46
3d	Commercial and Multi-family Food Scraps	Source-separated Food Scraps	1.5 Cubic Yard Bin	3 pick-up per week	$ 32.08	$ 5.66	$ 37.74	$ 34.24	$ 6.04	$ 8.67	$ 86.69	$ 7.46	$ 1.55	$ 6.53	$ 102.24

3d	Commercial and Multi-family Food Scraps	Source-separated Food Scraps	1.5 Cubic Yard Bin	4 pick-up per week	$ 38.76	$ 6.84	$ 45.60	$ 45.65	$ 8.06	$ 11.03	$ 110.34	$ 9.50	$ 1.98	$ 8.31	$ 130.13
3d	Commercial and Multi-family Food Scraps	Source-separated Food Scraps	1.5 Cubic Yard Bin	5 pick-up per week	$ 45.11	$ 7.96	$ 53.07	$ 57.06	$ 10.07	$ 13.36	$ 133.56	$ 11.50	$ 2.40	$ 10.06	$ 157.51
3d	Commercial and Multi-family Food Scraps	Source-separated Food Scraps	1.5 Cubic Yard Bin	6 pick-up per week	$ 51.13	$ 9.02	$ 60.15	$ 68.47	$ 12.08	$ 15.63	$ 156.34	$ 13.46	$ 2.80	$ 11.78	$ 184.38
3e	Commercial and Multi-family Food Scraps	Source-separated Food Scraps	2 Cubic Yard Bin	1 pick-up per week	$ 20.89	$ 3.69	$ 24.57	$ 17.12	$ 3.02	$ 4.97	$ 49.68	$ 4.28	$ 0.89	$ 3.74	$ 58.59
3e	Commercial and Multi-family Food Scraps	Source-separated Food Scraps	2 Cubic Yard Bin	2 pick-up per week	$ 28.07	$ 4.95	$ 33.02	$ 34.24	$ 6.04	$ 8.14	$ 81.45	$ 7.01	$ 1.46	$ 6.13	$ 96.05
3e	Commercial and Multi-family Food Scraps	Source-separated Food Scraps	2 Cubic Yard Bin	3 pick-up per week	$ 32.08	$ 5.66	$ 37.74	$ 51.36	$ 9.06	$ 10.91	$ 109.07	$ 9.39	$ 1.96	$ 8.21	$ 128.63
3e	Commercial and Multi-family Food Scraps	Source-separated Food Scraps	2 Cubic Yard Bin	4 pick-up per week	$ 38.76	$ 6.84	$ 45.60	$ 68.47	$ 12.08	$ 14.02	$ 140.18	$ 12.07	$ 2.51	$ 10.56	$ 165.32
3e	Commercial and Multi-family Food Scraps	Source-separated Food Scraps	2 Cubic Yard Bin	5 pick-up per week	$ 45.11	$ 7.96	$ 53.07	$ 85.59	$ 15.10	$ 17.09	$ 170.86	$ 14.71	$ 3.06	$ 12.87	$ 201.50
3e	Commercial and Multi-family Food Scraps	Source-separated Food Scraps	2 Cubic Yard Bin	6 pick-up per week	$ 51.13	$ 9.02	$ 60.15	$ 102.71	$ 18.13	$ 20.11	$ 201.10	$ 17.31	$ 3.61	$ 15.15	$ 237.16

4. Commercial and Multi-Family Source-separated Yard Trimmings

*Note: Yard Trimmings will only be collected in 35-gal, 65-gal, 1-yard, 1.5 yard, and 2-yard containers. Food scraps will **not** be collected as part of split bin service.*

#	Sector/Stream	Description	Size	Frequency of Collection	Collection Component (85% Labor and 15% Fuel)			Processing Component	Disposal Component	Non-escalating Capital Component	Total Base Rate	Laguna Hills Regulatory Compliance Cost Component	Laguna Hills Procurement Cost Component	Laguna Hills Pavement Impact Cost Component	Total Laguna Hills Rate
					Labor	Fuel	Collection	Composting							
4a	Commercial and Multi-family Yard Trimmings	Source-separated Yard Trimmings	35-gallon Cart	1 pick-up per week	$ 26.11	$ 4.61	$ 30.71	$ 1.98	$ 0.35	$ 3.67	$ 36.71	$ 3.16	$ 0.66	$ 2.77	$ 43.30
4a	Commercial and Multi-family Yard Trimmings	Source-separated Yard Trimmings	35-gallon Cart	2 pick-up per week	$ 35.09	$ 6.19	$ 41.28	$ 3.95	$ 0.70	$ 5.10	$ 51.04	$ 4.39	$ 0.92	$ 3.84	$ 60.19
4a	Commercial and Multi-family Yard Trimmings	Source-separated Yard Trimmings	35-gallon Cart	3 pick-up per week	$ 40.10	$ 7.08	$ 47.18	$ 5.93	$ 1.05	$ 6.02	$ 60.17	$ 5.18	$ 1.08	$ 4.53	$ 70.96
4a	Commercial and Multi-family Yard Trimmings	Source-separated Yard Trimmings	35-gallon Cart	4 pick-up per week	$ 48.46	$ 8.55	$ 57.01	$ 7.91	$ 1.40	$ 7.37	$ 73.68	$ 6.34	$ 1.32	$ 5.55	$ 86.89
4a	Commercial and Multi-family Yard Trimmings	Source-separated Yard Trimmings	35-gallon Cart	5 pick-up per week	$ 56.39	$ 9.95	$ 66.34	$ 9.89	$ 1.74	$ 8.66	$ 86.64	$ 7.46	$ 1.55	$ 6.53	$ 102.18
4a	Commercial and Multi-family Yard Trimmings	Source-separated Yard Trimmings	35-gallon Cart	6 pick-up per week	$ 63.91	$ 11.28	$ 75.19	$ 11.86	$ 2.09	$ 9.91	$ 99.05	$ 8.53	$ 1.78	$ 7.46	$ 116.82
4b	Commercial and Multi-family Yard Trimmings	Source-separated Yard Trimmings	65-gallon Cart	1 pick-up per week	$ 26.11	$ 4.61	$ 30.71	$ 3.67	$ 0.65	$ 3.89	$ 38.93	$ 3.35	$ 0.70	$ 2.93	$ 45.91
4b	Commercial and Multi-family Yard Trimmings	Source-separated Yard Trimmings	65-gallon Cart	2 pick-up per week	$ 35.09	$ 6.19	$ 41.28	$ 7.34	$ 1.30	$ 5.55	$ 55.47	$ 4.77	$ 0.99	$ 4.18	$ 65.41
4b	Commercial and Multi-family Yard Trimmings	Source-separated Yard Trimmings	65-gallon Cart	3 pick-up per week	$ 40.10	$ 7.08	$ 47.18	$ 11.02	$ 1.94	$ 6.68	$ 66.82	$ 5.75	$ 1.20	$ 5.03	$ 78.80
4b	Commercial and Multi-family Yard Trimmings	Source-separated Yard Trimmings	65-gallon Cart	4 pick-up per week	$ 48.46	$ 8.55	$ 57.01	$ 14.69	$ 2.59	$ 8.25	$ 82.54	$ 7.10	$ 1.48	$ 6.22	$ 97.34
4b	Commercial and Multi-family Yard Trimmings	Source-separated Yard Trimmings	65-gallon Cart	5 pick-up per week	$ 56.39	$ 9.95	$ 66.34	$ 18.36	$ 3.24	$ 9.77	$ 97.72	$ 8.41	$ 1.75	$ 7.36	$ 115.24
4b	Commercial and Multi-family Yard Trimmings	Source-separated Yard Trimmings	65-gallon Cart	6 pick-up per week	$ 63.91	$ 11.28	$ 75.19	$ 22.03	$ 3.89	$ 11.23	$ 112.35	$ 9.67	$ 2.01	$ 8.46	$ 132.49
4c	Commercial and Multi-family Yard Trimmings	Source-separated Yard Trimmings	1 Cubic Yard Bin	1 pick-up per week	$ 26.11	$ 4.61	$ 30.71	$ 5.37	$ 0.95	$ 4.11	$ 41.14	$ 3.54	$ 0.74	$ 3.10	$ 48.52
4c	Commercial and Multi-family Yard Trimmings	Source-separated Yard Trimmings	1 Cubic Yard Bin	2 pick-up per week	$ 35.09	$ 6.19	$ 41.28	$ 10.73	$ 1.89	$ 5.99	$ 59.90	$ 5.16	$ 1.07	$ 4.51	$ 70.64
4c	Commercial and Multi-family Yard Trimmings	Source-separated Yard Trimmings	1 Cubic Yard Bin	3 pick-up per week	$ 40.10	$ 7.08	$ 47.18	$ 16.10	$ 2.84	$ 7.35	$ 73.47	$ 6.32	$ 1.32	$ 5.53	$ 86.64
4c	Commercial and Multi-family Yard Trimmings	Source-separated Yard Trimmings	1 Cubic Yard Bin	4 pick-up per week	$ 48.46	$ 8.55	$ 57.01	$ 21.47	$ 3.79	$ 9.14	$ 91.40	$ 7.87	$ 1.64	$ 6.88	$ 107.80
4c	Commercial and Multi-family Yard Trimmings	Source-separated Yard Trimmings	1 Cubic Yard Bin	5 pick-up per week	$ 56.39	$ 9.95	$ 66.34	$ 26.84	$ 4.74	$ 10.88	$ 108.79	$ 9.36	$ 1.95	$ 8.19	$ 128.30
4c	Commercial and Multi-family Yard Trimmings	Source-separated Yard Trimmings	1 Cubic Yard Bin	6 pick-up per week	$ 63.91	$ 11.28	$ 75.19	$ 32.20	$ 5.68	$ 12.56	$ 125.64	$ 10.81	$ 2.25	$ 9.46	$ 148.17
4d	Commercial and Multi-family Yard Trimmings	Source-separated Yard Trimmings	1.5 Cubic Yard Bin	1 pick-up per week	$ 20.89	$ 3.69	$ 24.57	$ 11.41	$ 2.01	$ 4.22	$ 42.22	$ 3.63	$ 0.76	$ 3.18	$ 49.79
4d	Commercial and Multi-family Yard Trimmings	Source-separated Yard Trimmings	1.5 Cubic Yard Bin	2 pick-up per week	$ 28.07	$ 4.95	$ 33.02	$ 22.82	$ 4.03	$ 6.65	$ 66.53	$ 5.73	$ 1.19	$ 5.01	$ 78.46
4d	Commercial and Multi-family Yard Trimmings	Source-separated Yard Trimmings	1.5 Cubic Yard Bin	3 pick-up per week	$ 32.08	$ 5.66	$ 37.74	$ 34.24	$ 6.04	$ 8.67	$ 86.69	$ 7.46	$ 1.55	$ 6.53	$ 102.24
4d	Commercial and Multi-family Yard Trimmings	Source-separated Yard Trimmings	1.5 Cubic Yard Bin	4 pick-up per week	$ 38.76	$ 6.84	$ 45.60	$ 45.65	$ 8.06	$ 11.03	$ 110.34	$ 9.50	$ 1.98	$ 8.31	$ 130.13
4d	Commercial and Multi-family Yard Trimmings	Source-separated Yard Trimmings	1.5 Cubic Yard Bin	5 pick-up per week	$ 45.11	$ 7.96	$ 53.07	$ 57.06	$ 10.07	$ 13.36	$ 133.56	$ 11.50	$ 2.40	$ 10.06	$ 157.51
4d	Commercial and Multi-family Yard Trimmings	Source-separated Yard Trimmings	1.5 Cubic Yard Bin	6 pick-up per week	$ 51.13	$ 9.02	$ 60.15	$ 68.47	$ 12.08	$ 15.63	$ 156.34	$ 13.46	$ 2.80	$ 11.78	$ 184.38
4e	Commercial and Multi-family Yard Trimmings	Source-separated Yard Trimmings	2 Cubic Yard Bin	1 pick-up per week	$ 20.89	$ 3.69	$ 24.57	$ 17.12	$ 3.02	$ 4.97	$ 49.68	$ 4.28	$ 0.89	$ 3.74	$ 58.59
4e	Commercial and Multi-family Yard Trimmings	Source-separated Yard Trimmings	2 Cubic Yard Bin	2 pick-up per week	$ 28.07	$ 4.95	$ 33.02	$ 34.24	$ 6.04	$ 8.14	$ 81.45	$ 7.01	$ 1.46	$ 6.13	$ 96.05
4e	Commercial and Multi-family Yard Trimmings	Source-separated Yard Trimmings	2 Cubic Yard Bin	3 pick-up per week	$ 32.08	$ 5.66	$ 37.74	$ 51.36	$ 9.06	$ 10.91	$ 109.07	$ 9.39	$ 1.96	$ 8.21	$ 128.63
4e	Commercial and Multi-family Yard Trimmings	Source-separated Yard Trimmings	2 Cubic Yard Bin	4 pick-up per week	$ 38.76	$ 6.84	$ 45.60	$ 68.47	$ 12.08	$ 14.02	$ 140.18	$ 12.07	$ 2.51	$ 10.56	$ 165.32
4e	Commercial and Multi-family Yard Trimmings	Source-separated Yard Trimmings	2 Cubic Yard Bin	5 pick-up per week	$ 45.11	$ 7.96	$ 53.07	$ 85.59	$ 15.10	$ 17.09	$ 170.86	$ 14.71	$ 3.06	$ 12.87	$ 201.50
4e	Commercial and Multi-family Yard Trimmings	Source-separated Yard Trimmings	2 Cubic Yard Bin	6 pick-up per week	$ 51.13	$ 9.02	$ 60.15	$ 102.71	$ 18.13	$ 20.11	$ 201.10	$ 17.31	$ 3.61	$ 15.15	$ 237.16
4f	Commercial and Multi-family Yard Trimmings	Source-separated Yard Trimmings	3 Cubic Yard Bin	1 pick-up per week	$ 26.85	$ 4.74	$ 31.59	$ 34.24	$ 6.04	$ 7.99	$ 79.86	$ 6.87	$ 1.43	$ 6.01	$ 94.18
4f	Commercial and Multi-family Yard Trimmings	Source-separated Yard Trimmings	3 Cubic Yard Bin	2 pick-up per week	$ 36.09	$ 6.37	$ 42.46	$ 68.47	$ 12.08	$ 13.67	$ 136.69	$ 11.77	$ 2.45	$ 10.29	$ 161.20
4f	Commercial and Multi-family Yard Trimmings	Source-separated Yard Trimmings	3 Cubic Yard Bin	3 pick-up per week	$ 41.25	$ 7.28	$ 48.53	$ 102.71	$ 18.13	$ 18.82	$ 188.18	$ 16.20	$ 3.37	$ 14.17	$ 221.93
4f	Commercial and Multi-family Yard Trimmings	Source-separated Yard Trimmings	3 Cubic Yard Bin	4 pick-up per week	$ 49.84	$ 8.80	$ 58.63	$ 136.95	$ 24.17	$ 24.42	$ 244.17	$ 21.02	$ 4.38	$ 18.39	$ 287.95
4f	Commercial and Multi-family Yard Trimmings	Source-separated Yard Trimmings	3 Cubic Yard Bin	5 pick-up per week	$ 58.00	$ 10.24	$ 68.24	$ 171.19	$ 30.21	$ 29.96	$ 299.59	$ 25.79	$ 5.37	$ 22.56	$ 353.32
4f	Commercial and Multi-family Yard Trimmings	Source-separated Yard Trimmings	3 Cubic Yard Bin	6 pick-up per week	$ 65.74	$ 11.60	$ 77.34	$ 205.42	$ 36.25	$ 35.45	$ 354.46	$ 30.51	$ 6.36	$ 26.70	$ 418.02
4g	Commercial and Multi-family Yard Trimmings	Source-separated Yard Trimmings	4 Cubic Yard Bin	1 pick-up per week	$ 35.80	$ 6.32	$ 42.12	$ 45.65	$ 8.06	$ 10.65	$ 106.48	$ 9.17	$ 1.91	$ 8.02	$ 125.57
4g	Commercial and Multi-family Yard Trimmings	Source-separated Yard Trimmings	4 Cubic Yard Bin	2 pick-up per week	$ 48.12	$ 8.49	$ 56.61	$ 91.30	$ 16.11	$ 18.22	$ 182.25	$ 15.69	$ 3.27	$ 13.73	$ 214.93
4g	Commercial and Multi-family Yard Trimmings	Source-separated Yard Trimmings	4 Cubic Yard Bin	3 pick-up per week	$ 55.00	$ 9.71	$ 64.70	$ 136.95	$ 24.17	$ 25.09	$ 250.91	$ 21.60	$ 4.50	$ 18.90	$ 295.90

4g	Commercial and Multi-family Yard Trimmings	Source-separated Yard Trimmings	4 Cubic Yard Bin	4 pick-up per week	$ 66.45	$ 11.73	$ 78.18	$ 182.60	$ 32.22	$ 32.56	$ 325.56	$ 28.02	$ 5.84	$ 24.52	$ 383.94
4g	Commercial and Multi-family Yard Trimmings	Source-separated Yard Trimmings	4 Cubic Yard Bin	5 pick-up per week	$ 77.34	$ 13.65	$ 90.99	$ 228.25	$ 40.28	$ 39.95	$ 399.46	$ 34.38	$ 7.16	$ 30.09	$ 471.09
4g	Commercial and Multi-family Yard Trimmings	Source-separated Yard Trimmings	4 Cubic Yard Bin	6 pick-up per week	$ 87.65	$ 15.47	$ 103.12	$ 273.90	$ 48.33	$ 47.26	$ 472.61	$ 40.68	$ 8.48	$ 35.60	$ 557.36

5. Commercial and Multi-Family Co-collected Food Scraps and Yard Trimmings and Stable Bedding and Manure

Note: Co-collected Food Scraps and Yard Trimmings will only be collected in 35-gal, 65-gal, 1-yard, 1.5 yard, and 2-yard containers. Co-collected Food Scraps and Yard Trimmings will not be collected as part of split bin service.

					Collection Component (85% Labor and 15% Fuel)			Processing Component							
#	Sector/Stream	Description	Size	Frequency of Collection	Labor	Fuel	Collection	Composting	Disposal Component	Non-escalating Capital Component	Total Base Rate	Laguna Hills Regulatory Compliance Cost Component	Laguna Hills Procurement Cost Component	Laguna Hills Pavement Impact Cost Component	Total Laguna Hills Rate
5a	Commercial and Multi-family Co-collected Food Scraps and Yard Trimmings	Co-collected Food Scraps and Yard Trimmings	35-gallon Cart	1 pick-up per week	$ 26.11	$ 4.61	$ 30.71	$ 1.98	$ 0.35	$ 3.67	$ 36.71	$ 3.16	$ 0.66	$ 2.77	$ 43.30
5a	Commercial and Multi-family Co-collected Food Scraps and Yard Trimmings	Co-collected Food Scraps and Yard Trimmings	35-gallon Cart	2 pick-up per week	$ 35.09	$ 6.19	$ 41.28	$ 3.95	$ 0.70	$ 5.10	$ 51.04	$ 4.39	$ 0.92	$ 3.84	$ 60.19
5a	Commercial and Multi-family Co-collected Food Scraps and Yard Trimmings	Co-collected Food Scraps and Yard Trimmings	35-gallon Cart	3 pick-up per week	$ 40.10	$ 7.08	$ 47.18	$ 5.93	$ 1.05	$ 6.02	$ 60.17	$ 5.18	$ 1.08	$ 4.53	$ 70.96
5a	Commercial and Multi-family Co-collected Food Scraps and Yard Trimmings	Co-collected Food Scraps and Yard Trimmings	35-gallon Cart	4 pick-up per week	$ 48.46	$ 8.55	$ 57.01	$ 7.91	$ 1.40	$ 7.37	$ 73.68	$ 6.34	$ 1.32	$ 5.55	$ 86.89
5a	Commercial and Multi-family Co-collected Food Scraps and Yard Trimmings	Co-collected Food Scraps and Yard Trimmings	35-gallon Cart	5 pick-up per week	$ 56.39	$ 9.95	$ 66.34	$ 9.89	$ 1.74	$ 8.66	$ 86.64	$ 7.46	$ 1.55	$ 6.53	$ 102.18
5a	Commercial and Multi-family Co-collected Food Scraps and Yard Trimmings	Co-collected Food Scraps and Yard Trimmings	35-gallon Cart	6 pick-up per week	$ 63.91	$ 11.28	$ 75.19	$ 11.86	$ 2.09	$ 9.91	$ 99.05	$ 8.53	$ 1.78	$ 7.46	$ 116.82
5b	Commercial and Multi-family Co-collected Food Scraps and Yard Trimmings	Co-collected Food Scraps and Yard Trimmings	65-gallon Cart	1 pick-up per week	$ 26.11	$ 4.61	$ 30.71	$ 3.67	$ 0.65	$ 3.89	$ 38.93	$ 3.35	$ 0.70	$ 2.93	$ 45.91
5b	Commercial and Multi-family Co-collected Food Scraps and Yard Trimmings	Co-collected Food Scraps and Yard Trimmings	65-gallon Cart	2 pick-up per week	$ 35.09	$ 6.19	$ 41.28	$ 7.34	$ 1.30	$ 5.55	$ 55.47	$ 4.77	$ 0.99	$ 4.18	$ 65.41
5b	Commercial and Multi-family Co-collected Food Scraps and Yard Trimmings	Co-collected Food Scraps and Yard Trimmings	65-gallon Cart	3 pick-up per week	$ 40.10	$ 7.08	$ 47.18	$ 11.02	$ 1.94	$ 6.68	$ 66.82	$ 5.75	$ 1.20	$ 5.03	$ 78.80
5b	Commercial and Multi-family Co-collected Food Scraps and Yard Trimmings	Co-collected Food Scraps and Yard Trimmings	65-gallon Cart	4 pick-up per week	$ 48.46	$ 8.55	$ 57.01	$ 14.69	$ 2.59	$ 8.25	$ 82.54	$ 7.10	$ 1.48	$ 6.22	$ 97.34
5b	Commercial and Multi-family Co-collected Food Scraps and Yard Trimmings	Co-collected Food Scraps and Yard Trimmings	65-gallon Cart	5 pick-up per week	$ 56.39	$ 9.95	$ 66.34	$ 18.36	$ 3.24	$ 9.77	$ 97.72	$ 8.41	$ 1.75	$ 7.36	$ 115.24
5b	Commercial and Multi-family Co-collected Food Scraps and Yard Trimmings	Co-collected Food Scraps and Yard Trimmings	65-gallon Cart	6 pick-up per week	$ 63.91	$ 11.28	$ 75.19	$ 22.03	$ 3.89	$ 11.23	$ 112.35	$ 9.67	$ 2.01	$ 8.46	$ 132.49
5c	Commercial and Multi-family Co-collected Food Scraps and Yard Trimmings	Co-collected Food Scraps and Yard Trimmings	1 Cubic Yard Bin	1 pick-up per week	$ 26.11	$ 4.61	$ 30.71	$ 5.37	$ 0.95	$ 4.11	$ 41.14	$ 3.54	$ 0.74	$ 3.10	$ 48.52
5c	Commercial and Multi-family Co-collected Food Scraps and Yard Trimmings	Co-collected Food Scraps and Yard Trimmings	1 Cubic Yard Bin	2 pick-up per week	$ 35.09	$ 6.19	$ 41.28	$ 10.73	$ 1.89	$ 5.99	$ 59.90	$ 5.16	$ 1.07	$ 4.51	$ 70.64
5c	Commercial and Multi-family Co-collected Food Scraps and Yard Trimmings	Co-collected Food Scraps and Yard Trimmings	1 Cubic Yard Bin	3 pick-up per week	$ 40.10	$ 7.08	$ 47.18	$ 16.10	$ 2.84	$ 7.35	$ 73.47	$ 6.32	$ 1.32	$ 5.53	$ 86.64
5c	Commercial and Multi-family Co-collected Food Scraps and Yard Trimmings	Co-collected Food Scraps and Yard Trimmings	1 Cubic Yard Bin	4 pick-up per week	$ 48.46	$ 8.55	$ 57.01	$ 21.47	$ 3.79	$ 9.14	$ 91.40	$ 7.87	$ 1.64	$ 6.88	$ 107.80
5c	Commercial and Multi-family Co-collected Food Scraps and Yard Trimmings	Co-collected Food Scraps and Yard Trimmings	1 Cubic Yard Bin	5 pick-up per week	$ 56.39	$ 9.95	$ 66.34	$ 26.84	$ 4.74	$ 10.88	$ 108.79	$ 9.36	$ 1.95	$ 8.19	$ 128.30
5c	Commercial and Multi-family Co-collected Food Scraps and Yard Trimmings	Co-collected Food Scraps and Yard Trimmings	1 Cubic Yard Bin	6 pick-up per week	$ 63.91	$ 11.28	$ 75.19	$ 32.20	$ 5.68	$ 12.56	$ 125.64	$ 10.81	$ 2.25	$ 9.46	$ 148.17
5d	Commercial and Multi-family Co-collected Food Scraps and Yard Trimmings	Co-collected Food Scraps and Yard Trimmings	1.5 Cubic Yard Bin	1 pick-up per week	$ 20.89	$ 3.69	$ 24.57	$ 11.41	$ 2.01	$ 4.22	$ 42.22	$ 3.63	$ 0.76	$ 3.18	$ 49.79
5d	Commercial and Multi-family Co-collected Food Scraps and Yard Trimmings	Co-collected Food Scraps and Yard Trimmings	1.5 Cubic Yard Bin	2 pick-up per week	$ 28.07	$ 4.95	$ 33.02	$ 22.82	$ 4.03	$ 6.65	$ 66.53	$ 5.73	$ 1.19	$ 5.01	$ 78.46
5d	Commercial and Multi-family Co-collected Food Scraps and Yard Trimmings	Co-collected Food Scraps and Yard Trimmings	1.5 Cubic Yard Bin	3 pick-up per week	$ 32.08	$ 5.66	$ 37.74	$ 34.24	$ 6.04	$ 8.67	$ 86.69	$ 7.46	$ 1.55	$ 6.53	$ 102.24
5d	Commercial and Multi-family Co-collected Food Scraps and Yard Trimmings	Co-collected Food Scraps and Yard Trimmings	1.5 Cubic Yard Bin	4 pick-up per week	$ 38.76	$ 6.84	$ 45.60	$ 45.65	$ 8.06	$ 11.03	$ 110.34	$ 9.50	$ 1.98	$ 8.31	$ 130.13
5d	Commercial and Multi-family Co-collected Food Scraps and Yard Trimmings	Co-collected Food Scraps and Yard Trimmings	1.5 Cubic Yard Bin	5 pick-up per week	$ 45.11	$ 7.96	$ 53.07	$ 57.06	$ 10.07	$ 13.36	$ 133.56	$ 11.50	$ 2.40	$ 10.06	$ 157.51
5d	Commercial and Multi-family Co-collected Food Scraps and Yard Trimmings	Co-collected Food Scraps and Yard Trimmings	1.5 Cubic Yard Bin	6 pick-up per week	$ 51.13	$ 9.02	$ 60.15	$ 68.47	$ 12.08	$ 15.63	$ 156.34	$ 13.46	$ 2.80	$ 11.78	$ 184.38
5e	Commercial and Multi-family Co-collected Food Scraps and Yard Trimmings	Co-collected Food Scraps and Yard Trimmings	2 Cubic Yard Bin	1 pick-up per week	$ 20.89	$ 3.69	$ 24.57	$ 17.12	$ 3.02	$ 4.97	$ 49.68	$ 4.28	$ 0.89	$ 3.74	$ 58.59
5e	Commercial and Multi-family Co-collected Food Scraps and Yard Trimmings	Co-collected Food Scraps and Yard Trimmings	2 Cubic Yard Bin	2 pick-up per week	$ 28.07	$ 4.95	$ 33.02	$ 34.24	$ 6.04	$ 8.14	$ 81.45	$ 7.01	$ 1.46	$ 6.13	$ 96.05
5e	Commercial and Multi-family Co-collected Food Scraps and Yard Trimmings	Co-collected Food Scraps and Yard Trimmings	2 Cubic Yard Bin	3 pick-up per week	$ 32.08	$ 5.66	$ 37.74	$ 51.36	$ 9.06	$ 10.91	$ 109.07	$ 9.39	$ 1.96	$ 8.21	$ 128.63
5e	Commercial and Multi-family Co-collected Food Scraps and Yard Trimmings	Co-collected Food Scraps and Yard Trimmings	2 Cubic Yard Bin	4 pick-up per week	$ 38.76	$ 6.84	$ 45.60	$ 68.47	$ 12.08	$ 14.02	$ 140.18	$ 12.07	$ 2.51	$ 10.56	$ 165.32

5e	Commercial and Multi-family Co-collected Food Scraps and Yard Trimmings	Co-collected Food Scraps and Yard Trimmings	2 Cubic Yard Bin	5 pick-up per week	$ 45.11	$ 7.96	$ 53.07	$ 85.59	$ 15.10	$ 17.09	$ 170.86	$ 14.71	$ 3.06	$ 12.87	$ 201.50
5e	Commercial and Multi-family Co-collected Food Scraps and Yard Trimmings	Co-collected Food Scraps and Yard Trimmings	2 Cubic Yard Bin	6 pick-up per week	$ 51.13	$ 9.02	$ 60.15	$ 102.71	$ 18.13	$ 20.11	$ 201.10	$ 17.31	$ 3.61	$ 15.15	$ 237.16

Attachment D.3 - Maximum Rates to be Charged Assuming NO Cross-Jurisdictional Efficiencies between Lake Forest and Laguna Hills - LAGUNA HILLS ONLY RATES

Fill in the rates proposed as the maximum rates to LAGUNA HILLS customers below for each level of service assuming NO cross-jurisdictional routing efficiencies between the two cities (Laguna Hills and Lake Forest) and assuming that all Commercial and Multi-family Divertible Materials (i.e. Single-stream Recyclables, Food Scraps and Yard Trimmings) will be provided at a collection rate that is half the cost of equivalent MSW service. MSW rates may include any costs that are not recovered by offering Divertible Materials collection programs at the 50% reduced rate as requested by the City. Rates must be broken down to show the collection cost, disposal cost and capital costs (the capital component will not be escalated). The procedure for adjusting costs throughout the term of the contract appears in **Article 14** of the Agreement. A sample calculation is shown in **Attachment J**. The disposal portion will only be adjusted as that cost actually changes. Disposal costs are a pass through cost and cannot include any mark up, overhead or administrative costs. As the amount of material being collected and handled is increasingly shifting into diversion, providing diversion services at no charge is no longer feasible and therefore is not permitted in this form. Best practices have identified that a Divertible materials collection rate that is 50% of the MSW rate obtains optimal generator participation. As noted in Section 6. MSW Rate Sheet commercial MSW rates may include any costs that are not recovered by offering Divertible Materials collection programs at 50% the rate for MSW. The rate proposed for collection of commercial, multi-family, temporary bin, temporary roll off, permanent roll off and compactor customers for divertible materials must be 50% lower than the rate proposed for collection of MSW materials.

Rates must be submitted in 2025 dollars.

This form will become part of Attachment D.1 to the final Agreement.

6. Commercial and Multi-Family MSW Route Service - MSW Hauled directly to the landfill

#	Sector/Stream	Description	Size	Frequency of Collection	Collection Component (85% Labor and 15% Fuel)			Disposal Component	Non-escalating Capital Component	Total Base Rate	Laguna Hills Regulatory Compliance Cost	Laguna Hills Procurement Cost	Laguna Hills Pavement Impact Cost Component	Total Laguna Hills Rate
					Labor	Fuel	Collection							
6a	Commercial and Multi-family MSW to Landfill	MSW Hauled to Directly to the Landfill	35-gallon Cart	1 pick-up per week	$ 52.21	$ 9.21	$ 61.43	$ 4.65	$ 7.34	$ 73.42	$ 6.32	$ 1.32	$ 5.53	$ 86.59
6a	Commercial and Multi-family MSW to Landfill	MSW Hauled to Directly to the Landfill	35-gallon Cart	2 pick-up per week	$ 70.18	$ 12.38	$ 82.56	$ 9.31	$ 10.21	$ 102.07	$ 8.79	$ 1.83	$ 7.69	$ 120.38
6a	Commercial and Multi-family MSW to Landfill	MSW Hauled to Directly to the Landfill	35-gallon Cart	3 pick-up per week	$ 80.20	$ 14.15	$ 94.36	$ 13.96	$ 12.03	$ 120.35	$ 10.36	$ 2.16	$ 9.06	$ 141.93
6a	Commercial and Multi-family MSW to Landfill	MSW Hauled to Directly to the Landfill	35-gallon Cart	4 pick-up per week	$ 96.91	$ 17.10	$ 114.01	$ 18.61	$ 14.74	$ 147.36	$ 12.68	$ 2.64	$ 11.10	$ 173.78
6a	Commercial and Multi-family MSW to Landfill	MSW Hauled to Directly to the Landfill	35-gallon Cart	5 pick-up per week	$ 112.78	$ 19.90	$ 132.69	$ 23.26	$ 17.33	$ 173.28	$ 14.92	$ 14.92	$ 13.05	$ 204.35
6a	Commercial and Multi-family MSW to Landfill	MSW Hauled to Directly to the Landfill	35-gallon Cart	6 pick-up per week	$ 127.82	$ 22.56	$ 150.38	$ 27.92	$ 19.81	$ 198.10	$ 17.05	$ 17.05	$ 14.92	$ 233.63
6b	Commercial and Multi-family MSW to Landfill	MSW Hauled to Directly to the Landfill	65-gallon Cart	1 pick-up per week	$ 52.21	$ 9.21	$ 61.43	$ 8.64	$ 7.79	$ 77.86	$ 6.70	$ 6.70	$ 5.86	$ 91.82
6b	Commercial and Multi-family MSW to Landfill	MSW Hauled to Directly to the Landfill	65-gallon Cart	2 pick-up per week	$ 70.18	$ 12.38	$ 82.56	$ 17.28	$ 11.09	$ 110.94	$ 9.55	$ 9.55	$ 8.36	$ 130.83
6b	Commercial and Multi-family MSW to Landfill	MSW Hauled to Directly to the Landfill	65-gallon Cart	3 pick-up per week	$ 80.20	$ 14.15	$ 94.36	$ 25.92	$ 13.36	$ 133.64	$ 11.50	$ 11.50	$ 10.07	$ 157.61
6b	Commercial and Multi-family MSW to Landfill	MSW Hauled to Directly to the Landfill	65-gallon Cart	4 pick-up per week	$ 96.91	$ 17.10	$ 114.01	$ 34.56	$ 16.51	$ 165.08	$ 14.21	$ 14.21	$ 12.43	$ 194.69
6b	Commercial and Multi-family MSW to Landfill	MSW Hauled to Directly to the Landfill	65-gallon Cart	5 pick-up per week	$ 112.78	$ 19.90	$ 132.69	$ 43.20	$ 19.54	$ 195.43	$ 16.82	$ 16.82	$ 14.72	$ 230.48
6b	Commercial and Multi-family MSW to Landfill	MSW Hauled to Directly to the Landfill	65-gallon Cart	6 pick-up per week	$ 127.82	$ 22.56	$ 150.38	$ 51.84	$ 22.47	$ 224.69	$ 19.34	$ 19.34	$ 16.92	$ 264.99
6c	Commercial and Multi-family MSW to Landfill	MSW Hauled to Directly to the Landfill	95-gallon Cart	1 pick-up per week	$ 52.21	$ 9.21	$ 61.43	$ 12.63	$ 8.23	$ 82.29	$ 7.08	$ 7.08	$ 6.20	$ 97.04
6c	Commercial and Multi-family MSW to Landfill	MSW Hauled to Directly to the Landfill	95-gallon Cart	2 pick-up per week	$ 70.18	$ 12.38	$ 82.56	$ 25.26	$ 11.98	$ 119.80	$ 10.31	$ 10.31	$ 9.02	$ 141.28
6c	Commercial and Multi-family MSW to Landfill	MSW Hauled to Directly to the Landfill	95-gallon Cart	3 pick-up per week	$ 80.20	$ 14.15	$ 94.36	$ 37.89	$ 14.69	$ 146.93	$ 12.65	$ 12.65	$ 11.07	$ 173.28
6c	Commercial and Multi-family MSW to Landfill	MSW Hauled to Directly to the Landfill	95-gallon Cart	4 pick-up per week	$ 96.91	$ 17.10	$ 114.01	$ 50.51	$ 18.28	$ 182.81	$ 15.74	$ 15.74	$ 13.77	$ 215.59
6c	Commercial and Multi-family MSW to Landfill	MSW Hauled to Directly to the Landfill	95-gallon Cart	5 pick-up per week	$ 112.78	$ 19.90	$ 132.69	$ 63.14	$ 21.76	$ 217.59	$ 18.73	$ 18.73	$ 16.39	$ 256.61
6c	Commercial and Multi-family MSW to Landfill	MSW Hauled to Directly to the Landfill	95-gallon Cart	6 pick-up per week	$ 127.82	$ 22.56	$ 150.38	$ 75.77	$ 25.13	$ 251.28	$ 21.63	$ 21.63	$ 18.93	$ 296.34
6d	Commercial and Multi-family MSW to Landfill	MSW Hauled to Directly to the Landfill	1 Cubic Yard Bin (standalone or half of 2-yard split bin)	1 pick-up per week	$ 41.77	$ 7.37	$ 49.14	$ 26.85	$ 8.44	$ 84.44	$ 7.27	$ 7.27	$ 6.36	$ 99.58
6d	Commercial and Multi-family MSW to Landfill	MSW Hauled to Directly to the Landfill	1 Cubic Yard Bin (standalone or half of 2-yard split bin)	2 pick-up per week	$ 56.14	$ 9.91	$ 66.05	$ 53.71	$ 13.31	$ 133.06	$ 11.45	$ 11.45	$ 10.02	$ 156.92
6d	Commercial and Multi-family MSW to Landfill	MSW Hauled to Directly to the Landfill	1 Cubic Yard Bin (standalone or half of 2-yard split bin)	3 pick-up per week	$ 64.16	$ 11.32	$ 75.48	$ 80.56	$ 17.34	$ 173.38	$ 14.92	$ 14.92	$ 13.06	$ 204.47
6d	Commercial and Multi-family MSW to Landfill	MSW Hauled to Directly to the Landfill	1 Cubic Yard Bin (standalone or half of 2-yard split bin)	4 pick-up per week	$ 77.53	$ 13.68	$ 91.21	$ 107.41	$ 22.07	$ 220.69	$ 19.00	$ 19.00	$ 16.62	$ 260.27
6d	Commercial and Multi-family MSW to Landfill	MSW Hauled to Directly to the Landfill	1 Cubic Yard Bin (standalone or half of 2-yard split bin)	5 pick-up per week	$ 90.23	$ 15.92	$ 106.15	$ 134.26	$ 26.71	$ 267.13	$ 22.99	$ 22.99	$ 20.12	$ 315.03
6d	Commercial and Multi-family MSW to Landfill	MSW Hauled to Directly to the Landfill	1 Cubic Yard Bin (standalone or half of 2-yard split bin)	6 pick-up per week	$ 102.26	$ 18.05	$ 120.30	$ 161.12	$ 31.27	$ 312.69	$ 26.92	$ 26.92	$ 23.55	$ 368.76
6e	Commercial and Multi-family MSW to Landfill	MSW Hauled to Directly to the Landfill	1.5 Cubic Yard Bin (standalone or half of 3-yard split bin)	1 pick-up per week	$ 41.77	$ 7.37	$ 49.14	$ 40.28	$ 9.94	$ 99.36	$ 8.55	$ 8.55	$ 7.48	$ 117.18
6e	Commercial and Multi-family MSW to Landfill	MSW Hauled to Directly to the Landfill	1.5 Cubic Yard Bin (standalone or half of 3-yard split bin)	2 pick-up per week	$ 56.14	$ 9.91	$ 66.05	$ 80.56	$ 16.29	$ 162.90	$ 14.02	$ 14.02	$ 12.27	$ 192.11
6e	Commercial and Multi-family MSW to Landfill	MSW Hauled to Directly to the Landfill	1.5 Cubic Yard Bin (standalone or half of 3-yard split bin)	3 pick-up per week	$ 64.16	$ 11.32	$ 75.48	$ 120.84	$ 21.81	$ 218.13	$ 18.78	$ 18.78	$ 16.43	$ 257.25
6e	Commercial and Multi-family MSW to Landfill	MSW Hauled to Directly to the Landfill	1.5 Cubic Yard Bin (standalone or half of 3-yard split bin)	4 pick-up per week	$ 77.53	$ 13.68	$ 91.21	$ 161.12	$ 28.04	$ 280.36	$ 24.13	$ 24.13	$ 21.12	$ 330.64
6e	Commercial and Multi-family MSW to Landfill	MSW Hauled to Directly to the Landfill	1.5 Cubic Yard Bin (standalone or half of 3-yard split bin)	5 pick-up per week	$ 90.23	$ 15.92	$ 106.15	$ 201.39	$ 34.17	$ 341.72	$ 29.41	$ 29.41	$ 25.74	$ 402.99
6e	Commercial and Multi-family MSW to Landfill	MSW Hauled to Directly to the Landfill	1.5 Cubic Yard Bin (standalone or half of 3-yard split bin)	6 pick-up per week	$ 102.26	$ 18.05	$ 120.30	$ 241.67	$ 40.22	$ 402.20	$ 34.62	$ 34.62	$ 30.29	$ 474.32
6f	Commercial and Multi-family MSW to Landfill	MSW Hauled to Directly to the Landfill	2 Cubic Yard Bin (standalone or half of 4-yard split bin)	1 pick-up per week	$ 41.77	$ 7.37	$ 49.14	$ 53.71	$ 11.43	$ 114.28	$ 9.84	$ 9.84	$ 8.61	$ 134.77

6f	Commercial and Multi-family MSW to Landfill	MSW Hauled to Directly to the Landfill	2 Cubic Yard Bin (standalone or half of 4-yard split bin)	2 pick-up per week	$ 56.14	$ 9.91	$ 66.05	$ 107.41	$ 19.27	$ 192.73	$ 16.59	$ 16.59	$ 14.52	$ 227.29
6f	Commercial and Multi-family MSW to Landfill	MSW Hauled to Directly to the Landfill	2 Cubic Yard Bin (standalone or half of 4-yard split bin)	3 pick-up per week	$ 64.16	$ 11.32	$ 75.48	$ 161.12	$ 26.29	$ 262.89	$ 22.63	$ 22.63	$ 19.80	$ 310.03
6f	Commercial and Multi-family MSW to Landfill	MSW Hauled to Directly to the Landfill	2 Cubic Yard Bin (standalone or half of 4-yard split bin)	4 pick-up per week	$ 77.53	$ 13.68	$ 91.21	$ 214.82	$ 34.00	$ 340.03	$ 29.27	$ 29.27	$ 25.61	$ 401.01
6f	Commercial and Multi-family MSW to Landfill	MSW Hauled to Directly to the Landfill	2 Cubic Yard Bin (standalone or half of 4-yard split bin)	5 pick-up per week	$ 90.23	$ 15.92	$ 106.15	$ 268.53	$ 41.63	$ 416.31	$ 35.83	$ 35.83	$ 31.36	$ 490.96
6f	Commercial and Multi-family MSW to Landfill	MSW Hauled to Directly to the Landfill	2 Cubic Yard Bin (standalone or half of 4-yard split bin)	6 pick-up per week	$ 102.26	$ 18.05	$ 120.30	$ 322.23	$ 49.17	$ 491.70	$ 42.32	$ 42.32	$ 37.03	$ 579.88
6g	Commercial and Multi-family MSW to Landfill	MSW Hauled to Directly to the Landfill	3 Cubic Yard Bin	1 pick-up per week	$ 53.71	$ 9.48	$ 63.18	$ 80.56	$ 15.97	$ 159.71	$ 13.75	$ 13.75	$ 12.03	$ 188.35
6g	Commercial and Multi-family MSW to Landfill	MSW Hauled to Directly to the Landfill	3 Cubic Yard Bin	2 pick-up per week	$ 72.18	$ 12.74	$ 84.92	$ 161.12	$ 27.34	$ 273.37	$ 23.53	$ 23.53	$ 20.59	$ 322.40
6g	Commercial and Multi-family MSW to Landfill	MSW Hauled to Directly to the Landfill	3 Cubic Yard Bin	3 pick-up per week	$ 82.49	$ 14.56	$ 97.05	$ 241.67	$ 37.64	$ 376.36	$ 32.40	$ 32.40	$ 28.35	$ 443.85
6g	Commercial and Multi-family MSW to Landfill	MSW Hauled to Directly to the Landfill	3 Cubic Yard Bin	4 pick-up per week	$ 99.68	$ 17.59	$ 117.27	$ 322.23	$ 48.83	$ 488.34	$ 42.03	$ 42.03	$ 36.78	$ 575.91
6g	Commercial and Multi-family MSW to Landfill	MSW Hauled to Directly to the Landfill	3 Cubic Yard Bin	5 pick-up per week	$ 116.01	$ 20.47	$ 136.48	$ 402.79	$ 59.92	$ 599.19	$ 51.58	$ 51.58	$ 45.13	$ 706.64
6g	Commercial and Multi-family MSW to Landfill	MSW Hauled to Directly to the Landfill	3 Cubic Yard Bin	6 pick-up per week	$ 131.47	$ 23.20	$ 154.67	$ 483.35	$ 70.89	$ 708.91	$ 61.02	$ 61.02	$ 53.39	$ 836.04
6h	Commercial and Multi-family MSW to Landfill	MSW Hauled to Directly to the Landfill	4 Cubic Yard Bin	1 pick-up per week	$ 71.61	$ 12.64	$ 84.25	$ 107.41	$ 21.30	$ 212.95	$ 18.33	$ 18.33	$ 16.04	$ 251.14
6h	Commercial and Multi-family MSW to Landfill	MSW Hauled to Directly to the Landfill	4 Cubic Yard Bin	2 pick-up per week	$ 96.24	$ 16.98	$ 113.23	$ 214.82	$ 36.45	$ 364.50	$ 31.37	$ 31.37	$ 27.45	$ 429.86
6h	Commercial and Multi-family MSW to Landfill	MSW Hauled to Directly to the Landfill	4 Cubic Yard Bin	3 pick-up per week	$ 109.99	$ 19.41	$ 129.40	$ 322.23	$ 50.18	$ 501.81	$ 43.19	$ 43.19	$ 37.80	$ 591.80
6h	Commercial and Multi-family MSW to Landfill	MSW Hauled to Directly to the Landfill	4 Cubic Yard Bin	4 pick-up per week	$ 132.91	$ 23.45	$ 156.36	$ 429.64	$ 65.11	$ 651.11	$ 56.05	$ 56.05	$ 49.04	$ 767.88
6h	Commercial and Multi-family MSW to Landfill	MSW Hauled to Directly to the Landfill	4 Cubic Yard Bin	5 pick-up per week	$ 154.67	$ 27.30	$ 181.97	$ 537.05	$ 79.89	$ 798.91	$ 68.77	$ 68.77	$ 60.17	$ 942.18
6h	Commercial and Multi-family MSW to Landfill	MSW Hauled to Directly to the Landfill	4 Cubic Yard Bin	6 pick-up per week	$ 175.30	$ 30.93	$ 206.23	$ 644.46	$ 94.52	$ 945.22	$ 81.36	$ 81.36	$ 71.19	$ 1,114.72
6i	Commercial and Multi-family MSW to Landfill	MSW Hauled to Directly to the Landfill	6 Cubic Yard Bin	1 pick-up per week	$ 107.41	$ 18.96	$ 126.37	$ 161.12	$ 31.94	$ 319.43	$ 27.50	$ 27.50	$ 24.06	$ 376.71
6i	Commercial and Multi-family MSW to Landfill	MSW Hauled to Directly to the Landfill	6 Cubic Yard Bin	2 pick-up per week	$ 144.36	$ 25.48	$ 169.84	$ 322.23	$ 54.67	$ 546.75	$ 47.06	$ 47.06	$ 41.18	$ 644.79
6i	Commercial and Multi-family MSW to Landfill	MSW Hauled to Directly to the Landfill	6 Cubic Yard Bin	3 pick-up per week	$ 164.99	$ 29.12	$ 194.10	$ 483.35	$ 75.27	$ 752.72	$ 64.79	$ 64.79	$ 56.69	$ 887.71
6i	Commercial and Multi-family MSW to Landfill	MSW Hauled to Directly to the Landfill	6 Cubic Yard Bin	4 pick-up per week	$ 199.36	$ 35.18	$ 234.54	$ 644.46	$ 97.67	$ 976.67	$ 84.07	$ 84.07	$ 73.56	$ 1,151.81
6i	Commercial and Multi-family MSW to Landfill	MSW Hauled to Directly to the Landfill	6 Cubic Yard Bin	5 pick-up per week	$ 232.01	$ 40.94	$ 272.96	$ 805.58	$ 119.84	$ 1,198.37	$ 103.15	$ 103.15	$ 90.26	$ 1,413.27
6i	Commercial and Multi-family MSW to Landfill	MSW Hauled to Directly to the Landfill	6 Cubic Yard Bin	6 pick-up per week	$ 262.95	$ 46.40	$ 309.35	$ 966.70	$ 141.78	$ 1,417.83	$ 122.04		$ 106.79	$ 1,672.08

Attachment D.3 - Maximum Rates to be Charged Assuming NO Cross-Jurisdictional Efficiencies between Lake Forest and Laguna Hills - LAGUNA HILLS ONLY RATES

Fill in the rates proposed as the maximum rates to LAGUNA HILLS customers below for each level of service assuming NO cross-jurisdictional routing efficiencies between the two cities (Laguna Hills and Lake Forest) and assuming that all Commercial and Multi-family Divertible Materials (i.e. Single-stream Recyclables, Food Scraps and Yard Trimmings) will be provided at a collection rate that is half the cost of equivalent MSW service. MSW rates may include any costs that are not recovered by offering Divertible Materials collection programs at the 50% reduced rate as requested by the City. Rates must be broken down to show the collection cost, disposal cost and capital costs (the capital component will not be escalated). The procedure for adjusting costs throughout the term of the contract appears in **Article 14** of the Agreement. A sample calculation is shown in **Attachment J**. The disposal portion will only be adjusted as that cost actually changes. Disposal costs are a pass through cost and cannot include any mark up, overhead or administrative costs. As the amount of material being collected and handled is increasingly shifting into diversion, providing diversion services at no charge is no longer feasible and therefore is not permitted in this form. Best practices have identified that a Divertible materials collection rate that is 50% of the MSW rate obtains optimal generator participation. As noted in Section 6. MSW Rate Sheet commercial MSW rates may include any costs that are not recovered by offering Divertible Materials collection programs at 50% the rate for MSW. The rate proposed for collection of commercial, multi-family, temporary bin, temporary roll off, permanent roll off and compactor customers for divertible materials must be 50% lower than the rate proposed for collection of MSW materials.

Rates must be submitted in 2025 dollars.

Indicate the selected source-separated food scrap processing technology for permanent and temporary roll-offs and compactors using the drop down:	**Composting**	<-- the selected processing methodology will be shown in the Processing Component cell for the corresponding rate item in **Sections 8 and 13** below. Proposers will provide further details re: their proposed processing facility for this service line in the corresponding proposal form.
Indicate the selected source-separated yard trimmings processing technology for permanent and temporary roll-offs and compactors using the drop down:	**Composting**	<-- the selected processing methodology will be shown in the Processing Component cell for the corresponding rate item in **Sections 9 and 14** below. Proposers will provide further details re: their proposed processing facility for this service line in the corresponding proposal form.
Indicate the selected co-collected food scraps and yard trimmings processing technology for permanent and temporary roll-offs and compactors using the drop down:	**Composting**	<-- the selected processing methodology will be shown in the Processing Component cell for the corresponding rate item in **Sections 10 and 15** below. Proposers will provide further details re: their proposed processing facility for this service line in the corresponding proposal form.

This form will become part of Attachment D.1 to the final Agreement.

Note: In completing the rates for Sections 7-11, Proposers shall use the assumed weights for roll-off boxes and compactors listed in Table 4 of the 'Assumptions' tab.

7. Permanent Compactor and Roll-Off Box Single-Material Recycling Service or Single-stream Recycling Service

#	Sector/Stream	Description	Size	Frequency of Collection	Collection Component (85% Labor and 15% Fuel)			Processing Component	Disposal Component	Non-escalating Capital Component	Total Base Rate	Laguna Hills Regulatory Compliance Cost	Laguna Hills Procurement Cost	Laguna Hills Pavement Impact Cost Component	Total Laguna Hills Rate
					Labor	Fuel	Collection	Clean MRF							
7a	Commercial/Multi-family Single-material and Single-stream Recyclables Service	Permanent Compactor	3-yard Compactor	On-call of scheduled service (cost per collection)	$ 46.99	$ 8.29	$ 55.29	$ 136.17	$ 24.03	$ 13.97	$ 229.46	$ 19.75	$ 4.11	$ 17.28	$ 270.61
7b	Commercial/Multi-family Single-material and Single-stream Recyclables Service	Permanent Compactor	4-yard Compactor	On-call of scheduled service (cost per collection)	$ 62.66	$ 11.06	$ 73.71	$ 181.56	$ 32.04	$ 18.63	$ 305.95	$ 26.34	$ 5.49	$ 23.04	$ 360.81
7c	Commercial/Multi-family Single-material and Single-stream Recyclables Service	Permanent Compactor	6-yard Compactor	On-call of scheduled service (cost per collection)	$ 93.99	$ 16.59	$ 110.57	$ 272.34	$ 48.06	$ 27.95	$ 458.92	$ 39.50	$ 8.23	$ 34.56	$ 541.22
7d	Commercial/Multi-family Single-material and Single-stream Recyclables Service	Permanent Compactor/	10-yard compactor	On-call of scheduled service (cost per collection)	$ 164.59	$ 24.58	$ 189.17	$ 446.25	$ 78.75	$ 16.55	$ 730.72	$ 62.90	$ 13.10	$ 55.04	$ 861.75
7e	Commercial/Multi-family Single-material and Single-stream Recyclables Service	Permanent Compactor	20-yard compactor	On-call of scheduled service (cost per collection)	$ 164.59	$ 24.58	$ 189.17	$ 346.81	$ 61.20	$ 16.55	$ 613.73	$ 52.83	$ 11.01	$ 46.22	$ 723.78
7f	Commercial/Multi-family Single-material and Single-stream Recyclables Service	Permanent Compactor	25-yard Compactor	On-call of scheduled service (cost per collection)	$ 164.59	$ 24.58	$ 189.17	$ 346.81	$ 61.20	$ 16.55	$ 613.73	$ 52.83	$ 11.01	$ 46.22	$ 723.78
7g	Commercial/Multi-family Single-material and Single-stream Recyclables Service	Permanent Compactor	30-yard Compactor	On-call of scheduled service (cost per collection)	$ 164.59	$ 24.58	$ 189.17	$ 346.81	$ 61.20	$ 16.55	$ 613.73	$ 52.83	$ 11.01	$ 46.22	$ 723.78
7h	Commercial/Multi-family Single-material and Single-stream Recyclables Service	Permanent Compactor	40-yard Compactor	On-call of scheduled service (cost per collection)	$ 164.59	$ 24.58	$ 189.17	$ 346.81	$ 61.20	$ 16.55	$ 613.73	$ 52.83	$ 11.01	$ 46.22	$ 723.78
7i	Commercial/Multi-family Single-material and Single-stream Recyclables Service	Permanent Roll-off Box	10-yard Roll-off Box	On-call of scheduled service (cost per collection)	$ 126.61	$ 22.34	$ 148.95	$ 446.25	$ 78.75	$ 16.55	$ 690.50	$ 59.44	$ 12.38	$ 52.01	$ 814.33
7j	Commercial/Multi-family Single-material and Single-stream Recyclables Service	Permanent Roll-off Box	20-yard Roll-off Box	On-call of scheduled service (cost per collection)	$ 126.61	$ 22.34	$ 148.95	$ 266.77	$ 47.08	$ 16.55	$ 479.35	$ 41.26	$ 8.60	$ 36.10	$ 565.31
7k	Commercial/Multi-family Single-material and Single-stream Recyclables Service	Permanent Roll-off Box	25-yard Roll-off Box	On-call of scheduled service (cost per collection)	$ 126.61	$ 22.34	$ 148.95	$ 266.77	$ 47.08	$ 16.55	$ 479.35	$ 41.26	$ 8.60	$ 36.10	$ 565.31
7l	Commercial/Multi-family Single-material and Single-stream Recyclables Service	Permanent Roll-off Box	30-yard Roll-off Box	On-call of scheduled service (cost per collection)	$ 126.61	$ 22.34	$ 148.95	$ 266.77	$ 47.08	$ 16.55	$ 479.35	$ 41.26	$ 8.60	$ 36.10	$ 565.31
7m	Commercial/Multi-family Single-material and Single-stream Recyclables Service	Permanent Roll-off Box	40-yard Roll-off Box	On-call of scheduled service (cost per collection)	$ 126.61	$ 22.34	$ 148.95	$ 266.77	$ 47.08	$ 16.55	$ 479.35	$ 41.26	$ 8.60	$ 36.10	$ 565.31

8. Permanent Compactor and Roll-Off Box - Source Separated Food Scraps

#	Sector/Stream	Description	Size	Frequency of Collection	Collection Component (85% Labor and 15% Fuel)			Processing Component	Disposal Component	Non-escalating Capital Component	Total Base Rate	Compliance Cost Component	Procurement Cost Component	Laguna Hills Pavement Impact Cost Component	Total Laguna Hills Rate
					Labor	Fuel	Collection	Composting							
8a	Commercial/Multi-family Source-separated Food Scraps	Permanent Compactor	3-yard Compactor	On-call of scheduled service (cost per collection)	$ 46.99	$ 8.29	$ 55.29	$ 306.84	$ 54.15	$ 13.97	$ 430.25	$ 37.03	$ 7.72	$ 32.41	$ 507.40
8b	Commercial/Multi-family Source-separated Food Scraps	Permanent Compactor	4-yard Compactor	On-call of scheduled service (cost per collection)	$ 62.66	$ 11.06	$ 73.71	$ 409.12	$ 72.20	$ 18.63	$ 573.66	$ 49.38	$ 10.29	$ 43.21	$ 676.53
8c	Commercial/Multi-family Source-separated Food Scraps	Permanent Compactor	6-yard Compactor	On-call of scheduled service (cost per collection)	$ 93.99	$ 16.59	$ 110.57	$ 613.67	$ 108.30	$ 27.95	$ 860.49	$ 74.07	$ 15.43	$ 64.81	$ 1,014.80
8d	Commercial/Multi-family Source-separated Food Scraps	Permanent Compactor/	10-yard compactor	On-call of scheduled service (cost per collection)	$ 164.59	$ 24.58	$ 189.17	$ 1,005.55	$ 177.45	$ 16.55	$ 1,388.72	$ 119.54	$ 24.90	$ 104.59	$ 1,637.75
8e	Commercial/Multi-family Source-separated Food Scraps	Permanent Compactor	20-yard compactor	On-call of scheduled service (cost per collection)	$ 164.59	$ 24.58	$ 189.17	$ 781.47	$ 137.91	$ 16.55	$ 1,125.10	$ 96.85	$ 20.18	$ 84.74	$ 1,326.86
8f	Commercial/Multi-family Source-separated Food Scraps	Permanent Compactor	25-yard Compactor	On-call of scheduled service (cost per collection)	$ 164.59	$ 24.58	$ 189.17	$ 781.47	$ 137.91	$ 16.55	$ 1,125.10	$ 96.85	$ 20.18	$ 84.74	$ 1,326.86
8g	Commercial/Multi-family Source-separated Food Scraps	Permanent Compactor	30-yard Compactor	On-call of scheduled service (cost per collection)	$ 164.59	$ 24.58	$ 189.17	$ 781.47	$ 137.91	$ 16.55	$ 1,125.10	$ 96.85	$ 20.18	$ 84.74	$ 1,326.86

8h	Commercial/Multi-family Source-separated Food Scraps	Permanent Compactor	40-yard Compactor	On-call of scheduled service (cost per collection)	$ 164.59	$ 24.58	$ 189.17	$ 781.47	$ 137.91	$ 16.55	$ 1,125.10	$ 96.85	$ 20.18	$ 84.74	$ 1,326.86
8i	Commercial/Multi-family Source-separated Food Scraps	Permanent Roll-off Box	10-yard Roll-off Box	On-call of scheduled service (cost per collection)	$ 126.61	$ 22.34	$ 148.95	$ 1,005.55	$ 177.45	$ 16.55	$ 1,348.50	$ 116.08	$ 24.18	$ 101.57	$ 1,590.32
8j	Commercial/Multi-family Source-separated Food Scraps	Permanent Roll-off Box	20-yard Roll-off Box	On-call of scheduled service (cost per collection)	$ 126.61	$ 22.34	$ 148.95	$ 601.13	$ 106.08	$ 16.55	$ 872.72	$ 75.12	$ 15.65	$ 65.73	$ 1,029.22
8k	Commercial/Multi-family Source-separated Food Scraps	Permanent Roll-off Box	25-yard Roll-off Box	On-call of scheduled service (cost per collection)	$ 126.61	$ 22.34	$ 148.95	$ 601.13	$ 106.08	$ 16.55	$ 872.72	$ 75.12	$ 15.65	$ 65.73	$ 1,029.22
8l	Commercial/Multi-family Source-separated Food Scraps	Permanent Roll-off Box	30-yard Roll-off Box	On-call of scheduled service (cost per collection)	$ 126.61	$ 22.34	$ 148.95	$ 601.13	$ 106.08	$ 16.55	$ 872.72	$ 75.12	$ 15.65	$ 65.73	$ 1,029.22
8m	Commercial/Multi-family Source-separated Food Scraps	Permanent Roll-off Box	40-yard Roll-off Box	On-call of scheduled service (cost per collection)	$ 126.61	$ 22.34	$ 148.95	$ 601.13	$ 106.08	$ 16.55	$ 872.72	$ 75.12	$ 15.65	$ 65.73	$ 1,029.22

9. Permanent Compactor and Roll-Off Box - Source Separated Yard Trimmings

#	Sector/Stream	Description	Size	Frequency of Collection	Collection Component (85% Labor and 15% Fuel)			Processing Component	Disposal Component	Non-escalating Capital Component	Total Base Rate	Compliance Cost Component	Procurement Cost Component	Laguna Hills Pavement Impact Cost Component	Total Laguna Hills Rate
					Labor	Fuel	Collection	Composting							
9a	Commercial/Multi-family Source-separated Yard Trimmings	Permanent Compactor	3-yard Compactor	On-call of scheduled service (cost per collection)	$ 46.99	$ 8.29	$ 55.29	$ 136.17	$ 24.03	$ 13.97	$ 229.46	$ 19.75	$ 4.11	$ 17.28	$ 270.61
9b	Commercial/Multi-family Source-separated Yard Trimmings	Permanent Compactor	4-yard Compactor	On-call of scheduled service (cost per collection)	$ 62.66	$ 11.06	$ 73.71	$ 181.56	$ 32.04	$ 18.63	$ 305.95	$ 26.34	$ 5.49	$ 23.04	$ 360.81
9c	Commercial/Multi-family Source-separated Yard Trimmings	Permanent Compactor	6-yard Compactor	On-call of scheduled service (cost per collection)	$ 93.99	$ 16.59	$ 110.57	$ 272.34	$ 48.06	$ 27.95	$ 458.92	$ 39.50	$ 8.23	$ 34.56	$ 541.22
9d	Commercial/Multi-family Source-separated Yard Trimmings	Permanent Compactor/	10-yard compactor	On-call of scheduled service (cost per collection)	$ 164.59	$ 24.58	$ 189.17	$ 446.25	$ 78.75	$ 16.55	$ 730.72	$ 62.90	$ 13.10	$ 55.04	$ 861.75
9e	Commercial/Multi-family Source-separated Yard Trimmings	Permanent Compactor	20-yard compactor	On-call of scheduled service (cost per collection)	$ 164.59	$ 24.58	$ 189.17	$ 346.81	$ 61.20	$ 16.55	$ 613.73	$ 52.83	$ 11.01	$ 46.22	$ 723.78
9f	Commercial/Multi-family Source-separated Yard Trimmings	Permanent Compactor	25-yard Compactor	On-call of scheduled service (cost per collection)	$ 164.59	$ 24.58	$ 189.17	$ 346.81	$ 61.20	$ 16.55	$ 613.73	$ 52.83	$ 11.01	$ 46.22	$ 723.78
9g	Commercial/Multi-family Source-separated Yard Trimmings	Permanent Compactor	30-yard Compactor	On-call of scheduled service (cost per collection)	$ 164.59	$ 24.58	$ 189.17	$ 346.81	$ 61.20	$ 16.55	$ 613.73	$ 52.83	$ 11.01	$ 46.22	$ 723.78
9h	Commercial/Multi-family Source-separated Yard Trimmings	Permanent Compactor	40-yard Compactor	On-call of scheduled service (cost per collection)	$ 164.59	$ 24.58	$ 189.17	$ 346.81	$ 61.20	$ 16.55	$ 613.73	$ 52.83	$ 11.01	$ 46.22	$ 723.78
9i	Commercial/Multi-family Source-separated Yard Trimmings	Permanent Roll-off Box	10-yard Roll-off Box	On-call of scheduled service (cost per collection)	$ 126.61	$ 22.34	$ 148.95	$ 446.25	$ 78.75	$ 16.55	$ 690.50	$ 59.44	$ 12.38	$ 52.01	$ 814.33
9j	Commercial/Multi-family Source-separated Yard Trimmings	Permanent Roll-off Box	20-yard Roll-off Box	On-call of scheduled service (cost per collection)	$ 126.61	$ 22.34	$ 148.95	$ 266.77	$ 47.08	$ 16.55	$ 479.35	$ 41.26	$ 8.60	$ 36.10	$ 565.31
9k	Commercial/Multi-family Source-separated Yard Trimmings	Permanent Roll-off Box	25-yard Roll-off Box	On-call of scheduled service (cost per collection)	$ 126.61	$ 22.34	$ 148.95	$ 266.77	$ 47.08	$ 16.55	$ 479.35	$ 41.26	$ 8.60	$ 36.10	$ 565.31
9l	Commercial/Multi-family Source-separated Yard Trimmings	Permanent Roll-off Box	30-yard Roll-off Box	On-call of scheduled service (cost per collection)	$ 126.61	$ 22.34	$ 148.95	$ 266.77	$ 47.08	$ 16.55	$ 479.35	$ 41.26	$ 8.60	$ 36.10	$ 565.31
9m	Commercial/Multi-family Source-separated Yard Trimmings	Permanent Roll-off Box	40-yard Roll-off Box	On-call of scheduled service (cost per collection)	$ 126.61	$ 22.34	$ 148.95	$ 266.77	$ 47.08	$ 16.55	$ 479.35	$ 41.26	$ 8.60	$ 36.10	$ 565.31

10. Permanent Compactor and Roll-Off Box - Co-collected Food Scraps and Yard Trimmings

#	Sector/Stream	Description	Size	Frequency of Collection	Collection Component (85% Labor and 15% Fuel)			Processing Component	Disposal Component	Non-escalating Capital Component	Total Base Rate	Compliance Cost Component	Procurement Cost Component	Laguna Hills Pavement Impact Cost Component	Total Laguna Hills Rate
					Labor	Fuel	Collection	Composting							
10a	Commercial/Multi-family Co-collected Food Scraps and Yard Trimmings	Permanent Compactor	3-yard Compactor	On-call of scheduled service (cost per collection)	$ 46.99	$ 8.29	$ 55.29	$ 306.84	$ 54.15	$ 13.97	$ 430.25	$ 37.03	$ 7.72	$ 32.41	$ 507.40
10b	Commercial/Multi-family Co-collected Food Scraps and Yard Trimmings	Permanent Compactor	4-yard Compactor	On-call of scheduled service (cost per collection)	$ 62.66	$ 11.06	$ 73.71	$ 409.12	$ 72.20	$ 18.63	$ 573.66	$ 49.38	$ 10.29	$ 43.21	$ 676.53
10c	Commercial/Multi-family Co-collected Food Scraps and Yard Trimmings	Permanent Compactor	6-yard Compactor	On-call of scheduled service (cost per collection)	$ 93.99	$ 16.59	$ 110.57	$ 613.67	$ 108.30	$ 27.95	$ 860.49	$ 74.07	$ 15.43	$ 64.81	$ 1,014.80
10d	Commercial/Multi-family Co-collected Food Scraps and Yard Trimmings	Permanent Compactor/	10-yard compactor	On-call of scheduled service (cost per collection)	$ 164.59	$ 24.58	$ 189.17	$ 1,005.55	$ 177.45	$ 16.55	$ 1,388.72	$ 119.54	$ 24.90	$ 104.59	$ 1,637.75
10e	Commercial/Multi-family Co-collected Food Scraps and Yard Trimmings	Permanent Compactor	20-yard compactor	On-call of scheduled service (cost per collection)	$ 164.59	$ 24.58	$ 189.17	$ 781.47	$ 137.91	$ 16.55	$ 1,125.10	$ 96.85	$ 20.18	$ 84.74	$ 1,326.86
10f	Commercial/Multi-family Co-collected Food Scraps and Yard Trimmings	Permanent Compactor	25-yard Compactor	On-call of scheduled service (cost per collection)	$ 164.59	$ 24.58	$ 189.17	$ 781.47	$ 137.91	$ 16.55	$ 1,125.10	$ 96.85	$ 20.18	$ 84.74	$ 1,326.86
10g	Commercial/Multi-family Co-collected Food Scraps and Yard Trimmings	Permanent Compactor	30-yard Compactor	On-call of scheduled service (cost per collection)	$ 164.59	$ 24.58	$ 189.17	$ 781.47	$ 137.91	$ 16.55	$ 1,125.10	$ 96.85	$ 20.18	$ 84.74	$ 1,326.86
10h	Commercial/Multi-family Co-collected Food Scraps and Yard Trimmings	Permanent Compactor	40-yard Compactor	On-call of scheduled service (cost per collection)	$ 164.59	$ 24.58	$ 189.17	$ 781.47	$ 137.91	$ 16.55	$ 1,125.10	$ 96.85	$ 20.18	$ 84.74	$ 1,326.86
10i	Commercial/Multi-family Co-collected Food Scraps and Yard Trimmings	Permanent Roll-off Box	10-yard Roll-off Box	On-call of scheduled service (cost per collection)	$ 126.61	$ 22.34	$ 148.95	$ 1,005.55	$ 177.45	$ 16.55	$ 1,348.50	$ 116.08	$ 24.18	$ 101.57	$ 1,590.32
10j	Commercial/Multi-family Co-collected Food Scraps and Yard Trimmings	Permanent Roll-off Box	20-yard Roll-off Box	On-call of scheduled service (cost per collection)	$ 126.61	$ 22.34	$ 148.95	$ 601.13	$ 106.08	$ 16.55	$ 872.72	$ 75.12	$ 15.65	$ 65.73	$ 1,029.22

10k	Commercial/Multi-family Co-collected Food Scraps and Yard Trimmings	Permanent Roll-off Box	25-yard Roll-off Box	On-call of scheduled service (cost per collection)	$ 126.61	$ 22.34	$ 148.95	$ 601.13	$ 106.08	$ 16.55	$ 872.72	$ 75.12	$ 15.65	$ 65.73	$ 1,029.22
10l	Commercial/Multi-family Co-collected Food Scraps and Yard Trimmings	Permanent Roll-off Box	30-yard Roll-off Box	On-call of scheduled service (cost per collection)	$ 126.61	$ 22.34	$ 148.95	$ 601.13	$ 106.08	$ 16.55	$ 872.72	$ 75.12	$ 15.65	$ 65.73	$ 1,029.22
10m	Commercial/Multi-family Co-collected Food Scraps and Yard Trimmings	Permanent Roll-off Box	40-yard Roll-off Box	On-call of scheduled service (cost per collection)	$ 126.61	$ 22.34	$ 148.95	$ 601.13	$ 106.08	$ 16.55	$ 872.72	$ 75.12	$ 15.65	$ 65.73	$ 1,029.22

11. Permanent Compactor and Roll-Off Box - MSW Direct-hauled to the Landfill Service

#	Sector/Stream	Description	Size	Frequency of Collection	Collection Component (85% Labor and 15% Fuel)			Disposal Component	Non-escalating Capital Component	Total Base Rate	Laguna Hills Procurement Cost	Laguna Hills Procurement Cost	Laguna Hills Pavement Impact Cost Component	Total Laguna Hills Rate
					Labor	Fuel	Collection							
11a	Commercial/Multi-family MSW	Permanent Compactor	3-yard Compactor	On-call of scheduled service (cost per collection)	$ 93.99	$ 16.59	$ 110.57	$ 140.98	$ 27.95	$ 279.50	$ 24.06	$ 5.01	$ 21.05	$ 329.62
11b	Commercial/Multi-family MSW	Permanent Compactor	4-yard Compactor	On-call of scheduled service (cost per collection)	$ 125.32	$ 22.11	$ 147.43	$ 187.97	$ 37.27	$ 372.66	$ 32.08	$ 6.68	$ 28.07	$ 439.49
11c	Commercial/Multi-family MSW	Permanent Compactor	6-yard Compactor	On-call of scheduled service (cost per collection)	$ 187.97	$ 33.17	$ 221.14	$ 281.95	$ 55.90	$ 559.00	$ 48.12	$ 10.02	$ 42.10	$ 659.24
11d	Commercial/Multi-family MSW	Permanent Compactor/	10-yard compactor	On-call of scheduled service (cost per collection)	$ 329.18	$ 49.15	$ 378.33	$ 462.00	$ 33.10	$ 873.43	$ 75.18	$ 15.66	$ 65.78	$ 1,030.06
11e	Commercial/Multi-family MSW	Permanent Compactor	20-yard compactor	On-call of scheduled service (cost per collection)	$ 329.18	$ 49.15	$ 378.33	$ 359.05	$ 33.10	$ 770.48	$ 66.32	$ 13.82	$ 58.03	$ 908.65
11f	Commercial/Multi-family MSW	Permanent Compactor	25-yard Compactor	On-call of scheduled service (cost per collection)	$ 329.18	$ 49.15	$ 378.33	$ 359.05	$ 33.10	$ 770.48	$ 66.32	$ 13.82	$ 58.03	$ 908.65
11g	Commercial/Multi-family MSW	Permanent Compactor	30-yard Compactor	On-call of scheduled service (cost per collection)	$ 329.18	$ 49.15	$ 378.33	$ 359.05	$ 33.10	$ 770.48	$ 66.32	$ 13.82	$ 58.03	$ 908.65
11h	Commercial/Multi-family MSW	Permanent Compactor	40-yard Compactor	On-call of scheduled service (cost per collection)	$ 329.18	$ 49.15	$ 378.33	$ 359.05	$ 33.10	$ 770.48	$ 66.32	$ 13.82	$ 58.03	$ 908.65
11i	Commercial/Multi-family MSW	Permanent Roll-off Box	10-yard Roll-off Box	On-call of scheduled service (cost per collection)	$ 253.22	$ 44.69	$ 297.90	$ 462.00	$ 33.10	$ 793.00	$ 68.26	$ 14.22	$ 59.73	$ 935.21
11j	Commercial/Multi-family MSW	Permanent Roll-off Box	20-yard Roll-off Box	On-call of scheduled service (cost per collection)	$ 253.22	$ 44.69	$ 297.90	$ 276.19	$ 33.10	$ 607.19	$ 52.27	$ 10.89	$ 45.73	$ 716.08
11k	Commercial/Multi-family MSW	Permanent Roll-off Box	25-yard Roll-off Box	On-call of scheduled service (cost per collection)	$ 253.22	$ 44.69	$ 297.90	$ 276.19	$ 33.10	$ 607.19	$ 52.27	$ 10.89	$ 45.73	$ 716.08
11l	Commercial/Multi-family MSW	Permanent Roll-off Box	30-yard Roll-off Box	On-call of scheduled service (cost per collection)	$ 253.22	$ 44.69	$ 297.90	$ 276.19	$ 33.10	$ 607.19	$ 52.27	$ 10.89	$ 45.73	$ 716.08
11m	Commercial/Multi-family MSW	Permanent Roll-off Box	40-yard Roll-off Box	On-call of scheduled service (cost per collection)	$ 253.22	$ 44.69	$ 297.90	$ 276.19	$ 33.10	$ 607.19	$ 52.27	$ 10.89	$ 45.73	$ 716.08

12. Temporary Bin and Roll-Off Bin Divertible Service - Single-Material Recyclables and Single-Stream Recyclables

#	Sector/Stream	Description	Size	Frequency of Collection	Collection Component (85% Labor and 15% Fuel)			Processing Component	Disposal Component	Non-escalating Capital Component	Total Base Rate	Laguna Hills Procurement Cost	Laguna Hills Procurement Cost	Laguna Hills Pavement Impact Cost Component	Total Laguna Hills Rate
					Labor	Fuel	Collection	Clean MRF							
12a	Commercial/Multi-family Single-material and Single-stream Recyclables Service	Temporary Bin	2-yard Bin	Same day (same day collection service - cost per collection)	$ 68.40	$ 12.07	$ 80.48	$ 8.29	$ 1.46	$ 7.28	$ 97.50	$ 8.39	$ 1.75	$ 7.34	$ 114.98
12a	Commercial/Multi-family Single-material and Single-stream Recyclables Service	Temporary Bin	2-yard Bin	Weekly (i.e. Monday collection, with the collection again on the following Monday - cost per collection)	$ 68.40	$ 12.07	$ 80.48	$ 8.29	$ 1.46	$ 7.28	$ 97.50	$ 8.39	$ 1.75	$ 7.34	$ 114.98
12a	Commercial/Multi-family Single-material and Single-stream Recyclables Service	Temporary Bin	2-yard Bin	Weekend (i.e. collection on Saturday or Sunday - cost per collection)	$ 68.40	$ 12.07	$ 80.48	$ 8.29	$ 1.46	$ 7.28	$ 97.50	$ 8.39	$ 1.75	$ 7.34	$ 114.98
12b	Commercial/Multi-family Single-material and Single-stream Recyclables Service	Temporary Bin	3-yard Bin	Same day (same day collection service - cost per collection)	$ 68.40	$ 12.07	$ 80.48	$ 8.29	$ 1.46	$ 7.28	$ 97.50	$ 8.39	$ 1.75	$ 7.34	$ 114.98
12b	Commercial/Multi-family Single-material and Single-stream Recyclables Service	Temporary Bin	3-yard Bin	Weekly (i.e. Monday collection, with the collection again on the following Monday - cost per collection)	$ 68.40	$ 12.07	$ 80.48	$ 8.29	$ 1.46	$ 7.28	$ 97.50	$ 8.39	$ 1.75	$ 7.34	$ 114.98
12b	Commercial/Multi-family Single-material and Single-stream Recyclables Service	Temporary Bin	3-yard Bin	Weekend (i.e. collection on Saturday or Sunday - cost per collection)	$ 68.40	$ 12.07	$ 80.48	$ 8.29	$ 1.46	$ 7.28	$ 97.50	$ 8.39	$ 1.75	$ 7.34	$ 114.98
12c	Commercial/Multi-family Single-material and Single-stream Recyclables Service	Temporary Bin	4-yard Bin	Same day (same day collection service - cost per collection)	$ 70.17	$ 12.38	$ 82.55	$ 11.05	$ 1.95	$ 6.95	$ 102.50	$ 8.82	$ 1.84	$ 7.72	$ 120.88
12c	Commercial/Multi-family Single-material and Single-stream Recyclables Service	Temporary Bin	4-yard Bin	Weekly (i.e. Monday collection, with the collection again on the following Monday - cost per collection)	$ 70.17	$ 12.38	$ 82.55	$ 11.05	$ 1.95	$ 6.95	$ 102.50	$ 8.82	$ 1.84	$ 7.72	$ 120.88
12c	Commercial/Multi-family Single-material and Single-stream Recyclables Service	Temporary Bin	4-yard Bin	Weekend (i.e. collection on Saturday or Sunday - cost per collection)	$ 70.17	$ 12.38	$ 82.55	$ 11.05	$ 1.95	$ 6.95	$ 102.50	$ 8.82	$ 1.84	$ 7.72	$ 120.88
12d	Commercial/Multi-family Single-material and Single-stream Recyclables Service	Temporary Bin	6-yard Bin	Same day (same day collection service - cost per collection)	$ 73.70	$ 13.01	$ 86.70	$ 16.58	$ 2.93	$ 6.30	$ 112.50	$ 9.68	$ 2.02	$ 8.47	$ 132.67
12d	Commercial/Multi-family Single-material and Single-stream Recyclables Service	Temporary Bin	6-yard Bin	Weekly (i.e. Monday collection, with the collection again on the following Monday - cost per collection)	$ 73.70	$ 13.01	$ 86.70	$ 16.58	$ 2.93	$ 6.30	$ 112.50	$ 9.68	$ 2.02	$ 8.47	$ 132.67
12d	Commercial/Multi-family Single-material and Single-stream Recyclables Service	Temporary Bin	6-yard Bin	Weekend (i.e. collection on Saturday or Sunday - cost per collection)	$ 73.70	$ 13.01	$ 86.70	$ 16.58	$ 2.93	$ 6.30	$ 112.50	$ 9.68	$ 2.02	$ 8.47	$ 132.67
12e	Commercial/Multi-family Single-material and Single-stream Recyclables Service	Temporary Bin	10-yard Roll-off	Weekly (i.e. Monday collection, with the collection again on the following Monday - cost per collection)	$ 106.72	$ 18.83	$ 125.55	$ 255.00	$ 45.00	$ 13.95	$ 439.50	$ 37.83	$ 7.88	$ 33.10	$ 518.31
12e	Commercial/Multi-family Single-material and Single-stream Recyclables Service	Temporary Bin	10-yard Roll-off	Weekend (i.e. collection on Saturday or Sunday - cost per collection)	$ 106.72	$ 18.83	$ 125.55	$ 255.00	$ 45.00	$ 13.95	$ 439.50	$ 37.83	$ 7.88	$ 33.10	$ 518.31
12e	Commercial/Multi-family Single-material and Single-stream Recyclables Service	Temporary Bin	10-yard Roll-off	Same day (same day collection service - cost per collection)	$ 106.72	$ 18.83	$ 125.55	$ 255.00	$ 45.00	$ 13.95	$ 439.50	$ 37.83	$ 7.88	$ 33.10	$ 518.31
12f	Commercial/Multi-family Single-material and Single-stream Recyclables Service	Temporary Bin	20-yard Roll-off	Weekly (i.e. Monday collection, with the collection again on the following Monday - cost per collection)	$ 106.72	$ 18.83	$ 125.55	$ 191.25	$ 33.75	$ 13.95	$ 364.50	$ 31.38	$ 6.54	$ 27.45	$ 429.86

12f	Commercial/Multi-family Single-material and Single-stream Recyclables Service	Temporary Bin	20-yard Roll-off	Weekend (i.e. collection on Saturday or Sunday - cost per collection)	$ 106.72	$ 18.83	$ 125.55	$ 191.25	$ 33.75	$ 13.95	$ 364.50	$ 31.38	$ 6.54	$ 27.45	$ 429.86
12f	Commercial/Multi-family Single-material and Single-stream Recyclables Service	Temporary Bin	20-yard Roll-off	Same day (same day collection service - cost per collection)	$ 106.72	$ 18.83	$ 125.55	$ 191.25	$ 33.75	$ 13.95	$ 364.50	$ 31.38	$ 6.54	$ 27.45	$ 429.86
12g	Commercial/Multi-family Single-material and Single-stream Recyclables Service	Temporary Bin	25-yard Roll-off	Weekly (i.e. Monday collection, with the collection again on the following Monday - cost per collection)	$ 106.72	$ 18.83	$ 125.55	$ 191.25	$ 33.75	$ 13.95	$ 364.50	$ 31.38	$ 6.54	$ 27.45	$ 429.86
12g	Commercial/Multi-family Single-material and Single-stream Recyclables Service	Temporary Bin	25-yard Roll-off	Weekend (i.e. collection on Saturday or Sunday - cost per collection)	$ 106.72	$ 18.83	$ 125.55	$ 191.25	$ 33.75	$ 13.95	$ 364.50	$ 31.38	$ 6.54	$ 27.45	$ 429.86
12g	Commercial/Multi-family Single-material and Single-stream Recyclables Service	Temporary Bin	25-yard Roll-off	Same day (same day collection service - cost per collection)	$ 106.72	$ 18.83	$ 125.55	$ 191.25	$ 33.75	$ 13.95	$ 364.50	$ 31.38	$ 6.54	$ 27.45	$ 429.86
12h	Commercial/Multi-family Single-material and Single-stream Recyclables Service	Temporary Bin	30-yard Roll-off	Weekly (i.e. Monday collection, with the collection again on the following Monday - cost per collection)	$ 106.72	$ 18.83	$ 125.55	$ 191.25	$ 33.75	$ 13.95	$ 364.50	$ 31.38	$ 6.54	$ 27.45	$ 429.86
12h	Commercial/Multi-family Single-material and Single-stream Recyclables Service	Temporary Bin	30-yard Roll-off	Weekend (i.e. collection on Saturday or Sunday - cost per collection)	$ 106.72	$ 18.83	$ 125.55	$ 191.25	$ 33.75	$ 13.95	$ 364.50	$ 31.38	$ 6.54	$ 27.45	$ 429.86
12h	Commercial/Multi-family Single-material and Single-stream Recyclables Service	Temporary Bin	30-yard Roll-off	Same day (same day collection service - cost per collection)	$ 106.72	$ 18.83	$ 125.55	$ 191.25	$ 33.75	$ 13.95	$ 364.50	$ 31.38	$ 6.54	$ 27.45	$ 429.86
12i	Commercial/Multi-family Single-material and Single-stream Recyclables Service	Temporary Bin	40-yard Roll-off	Weekly (i.e. Monday collection, with the collection again on the following Monday - cost per collection)	$ 106.72	$ 18.83	$ 125.55	$ 159.38	$ 28.13	$ 13.95	$ 327.00	$ 28.15	$ 5.86	$ 24.63	$ 385.64
12i	Commercial/Multi-family Single-material and Single-stream Recyclables Service	Temporary Bin	40-yard Roll-off	Weekend (i.e. collection on Saturday or Sunday - cost per collection)	$ 106.72	$ 18.83	$ 125.55	$ 159.38	$ 28.13	$ 13.95	$ 327.00	$ 28.15	$ 5.86	$ 24.63	$ 385.64
12i	Commercial/Multi-family Single-material and Single-stream Recyclables Service	Temporary Bin	40-yard Roll-off	Same day (same day collection service - cost per collection)	$ 106.72	$ 18.83	$ 125.55	$ 159.38	$ 28.13	$ 13.95	$ 327.00	$ 28.15	$ 5.86	$ 24.63	$ 385.64

13. Temporary Bin and Roll-Off Bin Divertible Service - Source-separated Food Scraps

#	Sector/Stream	Description	Size	Frequency of Collection	Collection Component (85% Labor and 15% Fuel)			Processing Component	Disposal Component	Non-escalating Capital Component	Total Base Rate	Compliance Cost Component	Procurement Cost Component	Laguna Hills Pavement Impact Cost Component	Total Laguna Hills Rate
					Labor	Fuel	Collection	Composting							
13a	Commercial/Multi-family Source-separated Food Scraps	Temporary Bin	2-yard Bin	Same day (same day collection service - cost per collection)	$ 68.40	$ 12.07	$ 80.48	$ 8.29	$ 1.46	$ 7.28	$ 97.50	$ 8.39	$ 1.75	$ 7.34	$ 114.98
13a	Commercial/Multi-family Source-separated Food Scraps	Temporary Bin	2-yard Bin	Weekly (i.e. Monday collection, with the collection again on the following Monday - cost per collection)	$ 68.40	$ 12.07	$ 80.48	$ 8.29	$ 1.46	$ 7.28	$ 97.50	$ 8.39	$ 1.75	$ 7.34	$ 114.98
13a	Commercial/Multi-family Source-separated Food Scraps	Temporary Bin	2-yard Bin	Weekend (i.e. collection on Saturday or Sunday - cost per collection)	$ 68.40	$ 12.07	$ 80.48	$ 8.29	$ 1.46	$ 7.28	$ 97.50	$ 8.39	$ 1.75	$ 7.34	$ 114.98
13b	Commercial/Multi-family Source-separated Food Scraps	Temporary Bin	3-yard Bin	Same day (same day collection service - cost per collection)	$ 68.40	$ 12.07	$ 80.48	$ 8.29	$ 1.46	$ 7.28	$ 97.50	$ 8.39	$ 1.75	$ 7.34	$ 114.98
13b	Commercial/Multi-family Source-separated Food Scraps	Temporary Bin	3-yard Bin	Weekly (i.e. Monday collection, with the collection again on the following Monday - cost per collection)	$ 68.40	$ 12.07	$ 80.48	$ 8.29	$ 1.46	$ 7.28	$ 97.50	$ 8.39	$ 1.75	$ 7.34	$ 114.98
13b	Commercial/Multi-family Source-separated Food Scraps	Temporary Bin	3-yard Bin	Weekend (i.e. collection on Saturday or Sunday - cost per collection)	$ 68.40	$ 12.07	$ 80.48	$ 8.29	$ 1.46	$ 7.28	$ 97.50	$ 8.39	$ 1.75	$ 7.34	$ 114.98
13c	Commercial/Multi-family Source-separated Food Scraps	Temporary Bin	4-yard Bin	Same day (same day collection service - cost per collection)	$ 70.17	$ 12.38	$ 82.55	$ 11.05	$ 1.95	$ 6.95	$ 102.50	$ 8.82	$ 1.84	$ 7.72	$ 120.88
13c	Commercial/Multi-family Source-separated Food Scraps	Temporary Bin	4-yard Bin	Weekly (i.e. Monday collection, with the collection again on the following Monday - cost per collection)	$ 70.17	$ 12.38	$ 82.55	$ 11.05	$ 1.95	$ 6.95	$ 102.50	$ 8.82	$ 1.84	$ 7.72	$ 120.88
13c	Commercial/Multi-family Source-separated Food Scraps	Temporary Bin	4-yard Bin	Weekend (i.e. collection on Saturday or Sunday - cost per collection)	$ 70.17	$ 12.38	$ 82.55	$ 11.05	$ 1.95	$ 6.95	$ 102.50	$ 8.82	$ 1.84	$ 7.72	$ 120.88
13d	Commercial/Multi-family Source-separated Food Scraps	Temporary Bin	6-yard Bin	Same day (same day collection service - cost per collection)	$ 73.70	$ 13.01	$ 86.70	$ 16.58	$ 2.93	$ 6.30	$ 112.50	$ 9.68	$ 2.02	$ 8.47	$ 132.67
13d	Commercial/Multi-family Source-separated Food Scraps	Temporary Bin	6-yard Bin	Weekly (i.e. Monday collection, with the collection again on the following Monday - cost per collection)	$ 73.70	$ 13.01	$ 86.70	$ 16.58	$ 2.93	$ 6.30	$ 112.50	$ 9.68	$ 2.02	$ 8.47	$ 132.67
13d	Commercial/Multi-family Source-separated Food Scraps	Temporary Bin	6-yard Bin	Weekend (i.e. collection on Saturday or Sunday - cost per collection)	$ 73.70	$ 13.01	$ 86.70	$ 16.58	$ 2.93	$ 6.30	$ 112.50	$ 9.68	$ 2.02	$ 8.47	$ 132.67
13e	Commercial/Multi-family Source-separated Food Scraps	Temporary Bin	10-yard Roll-off	Weekly (i.e. Monday collection, with the collection again on the following Monday - cost per collection)	$ 106.72	$ 18.83	$ 125.55	$ 255.00	$ 45.00	$ 13.95	$ 439.50	$ 37.83	$ 7.88	$ 33.10	$ 518.31
13e	Commercial/Multi-family Source-separated Food Scraps	Temporary Bin	10-yard Roll-off	Weekend (i.e. collection on Saturday or Sunday - cost per collection)	$ 106.72	$ 18.83	$ 125.55	$ 255.00	$ 45.00	$ 13.95	$ 439.50	$ 37.83	$ 7.88	$ 33.10	$ 518.31
13e	Commercial/Multi-family Source-separated Food Scraps	Temporary Bin	10-yard Roll-off	Same day (same day collection service - cost per collection)	$ 106.72	$ 18.83	$ 125.55	$ 255.00	$ 45.00	$ 13.95	$ 439.50	$ 37.83	$ 7.88	$ 33.10	$ 518.31
13f	Commercial/Multi-family Source-separated Food Scraps	Temporary Bin	20-yard Roll-off	Weekly (i.e. Monday collection, with the collection again on the following Monday - cost per collection)	$ 106.72	$ 18.83	$ 125.55	$ 191.25	$ 33.75	$ 13.95	$ 364.50	$ 31.38	$ 6.54	$ 27.45	$ 429.86
13f	Commercial/Multi-family Source-separated Food Scraps	Temporary Bin	20-yard Roll-off	Weekend (i.e. collection on Saturday or Sunday - cost per collection)	$ 106.72	$ 18.83	$ 125.55	$ 191.25	$ 33.75	$ 13.95	$ 364.50	$ 31.38	$ 6.54	$ 27.45	$ 429.86
13f	Commercial/Multi-family Source-separated Food Scraps	Temporary Bin	20-yard Roll-off	Same day (same day collection service - cost per collection)	$ 106.72	$ 18.83	$ 125.55	$ 191.25	$ 33.75	$ 13.95	$ 364.50	$ 31.38	$ 6.54	$ 27.45	$ 429.86

13g	Commercial/Multi-family Source-separated Food Scraps	Temporary Bin	25-yard Roll-off	Weekly (i.e. Monday collection, with the collection again on the following Monday - cost per collection)	$ 106.72	$ 18.83	$ 125.55	$ 191.25	$ 33.75	$ 13.95	$ 364.50	$ 31.38	$ 6.54	$ 27.45	$ 429.86
13g	Commercial/Multi-family Source-separated Food Scraps	Temporary Bin	25-yard Roll-off	Weekend (i.e. collection on Saturday or Sunday - cost per collection)	$ 106.72	$ 18.83	$ 125.55	$ 191.25	$ 33.75	$ 13.95	$ 364.50	$ 31.38	$ 6.54	$ 27.45	$ 429.86
13g	Commercial/Multi-family Source-separated Food Scraps	Temporary Bin	25-yard Roll-off	Same day (same day collection service - cost per collection)	$ 106.72	$ 18.83	$ 125.55	$ 191.25	$ 33.75	$ 13.95	$ 364.50	$ 31.38	$ 6.54	$ 27.45	$ 429.86
13h	Commercial/Multi-family Source-separated Food Scraps	Temporary Bin	30-yard Roll-off	Weekly (i.e. Monday collection, with the collection again on the following Monday - cost per collection)	$ 106.72	$ 18.83	$ 125.55	$ 191.25	$ 33.75	$ 13.95	$ 364.50	$ 31.38	$ 6.54	$ 27.45	$ 429.86
13h	Commercial/Multi-family Source-separated Food Scraps	Temporary Bin	30-yard Roll-off	Weekend (i.e. collection on Saturday or Sunday - cost per collection)	$ 106.72	$ 18.83	$ 125.55	$ 191.25	$ 33.75	$ 13.95	$ 364.50	$ 31.38	$ 6.54	$ 27.45	$ 429.86
13h	Commercial/Multi-family Source-separated Food Scraps	Temporary Bin	30-yard Roll-off	Same day (same day collection service - cost per collection)	$ 106.72	$ 18.83	$ 125.55	$ 191.25	$ 33.75	$ 13.95	$ 364.50	$ 31.38	$ 6.54	$ 27.45	$ 429.86
13i	Commercial/Multi-family Source-separated Food Scraps	Temporary Bin	40-yard Roll-off	Weekly (i.e. Monday collection, with the collection again on the following Monday - cost per collection)	$ 106.72	$ 18.83	$ 125.55	$ 159.38	$ 28.13	$ 13.95	$ 327.00	$ 28.15	$ 5.86	$ 24.63	$ 385.64
13i	Commercial/Multi-family Source-separated Food Scraps	Temporary Bin	40-yard Roll-off	Weekend (i.e. collection on Saturday or Sunday - cost per collection)	$ 106.72	$ 18.83	$ 125.55	$ 159.38	$ 28.13	$ 13.95	$ 327.00	$ 28.15	$ 5.86	$ 24.63	$ 385.64
13i	Commercial/Multi-family Source-separated Food Scraps	Temporary Bin	40-yard Roll-off	Same day (same day collection service - cost per collection)	$ 106.72	$ 18.83	$ 125.55	$ 159.38	$ 28.13	$ 13.95	$ 327.00	$ 28.15	$ 5.86	$ 24.63	$ 385.64

14. Temporary Bin and Roll-Off Bin Divertible Service - Source-separated Yard Trimmings

#	Sector/Stream	Description	Size	Frequency of Collection	Collection Component (85% Labor and 15% Fuel)			Processing Component	Disposal Component	Non-escalating Capital Component	Total Base Rate	Compliance Cost Component	Procurement Cost Component	Laguna Hills Pavement Impact Cost Component	Total Laguna Hills Rate
					Labor	Fuel	Collection	Composting							
14a	Commercial/Multi-family Source-separated Yard Trimmings	Temporary Bin	2-yard Bin	Same day (same day collection service - cost per collection)	$ 68.40	$ 12.07	$ 80.48	$ 8.29	$ 1.46	$ 7.28	$ 97.50	$ 8.39	$ 1.75	$ 7.34	$ 114.98
14a	Commercial/Multi-family Source-separated Yard Trimmings	Temporary Bin	2-yard Bin	Weekly (i.e. Monday collection, with the collection again on the following Monday - cost per collection)	$ 68.40	$ 12.07	$ 80.48	$ 8.29	$ 1.46	$ 7.28	$ 97.50	$ 8.39	$ 1.75	$ 7.34	$ 114.98
14a	Commercial/Multi-family Source-separated Yard Trimmings	Temporary Bin	2-yard Bin	Weekend (i.e. collection on Saturday or Sunday - cost per collection)	$ 68.40	$ 12.07	$ 80.48	$ 8.29	$ 1.46	$ 7.28	$ 97.50	$ 8.39	$ 1.75	$ 7.34	$ 114.98
14b	Commercial/Multi-family Source-separated Yard Trimmings	Temporary Bin	3-yard Bin	Same day (same day collection service - cost per collection)	$ 68.40	$ 12.07	$ 80.48	$ 8.29	$ 1.46	$ 7.28	$ 97.50	$ 8.39	$ 1.75	$ 7.34	$ 114.98
14b	Commercial/Multi-family Source-separated Yard Trimmings	Temporary Bin	3-yard Bin	Weekly (i.e. Monday collection, with the collection again on the following Monday - cost per collection)	$ 68.40	$ 12.07	$ 80.48	$ 8.29	$ 1.46	$ 7.28	$ 97.50	$ 8.39	$ 1.75	$ 7.34	$ 114.98
14b	Commercial/Multi-family Source-separated Yard Trimmings	Temporary Bin	3-yard Bin	Weekend (i.e. collection on Saturday or Sunday - cost per collection)	$ 68.40	$ 12.07	$ 80.48	$ 8.29	$ 1.46	$ 7.28	$ 97.50	$ 8.39	$ 1.75	$ 7.34	$ 114.98
14c	Commercial/Multi-family Source-separated Yard Trimmings	Temporary Bin	4-yard Bin	Same day (same day collection service - cost per collection)	$ 70.17	$ 12.38	$ 82.55	$ 11.05	$ 1.95	$ 6.95	$ 102.50	$ 8.82	$ 1.84	$ 7.72	$ 120.88
14c	Commercial/Multi-family Source-separated Yard Trimmings	Temporary Bin	4-yard Bin	Weekly (i.e. Monday collection, with the collection again on the following Monday - cost per collection)	$ 70.17	$ 12.38	$ 82.55	$ 11.05	$ 1.95	$ 6.95	$ 102.50	$ 8.82	$ 1.84	$ 7.72	$ 120.88
14c	Commercial/Multi-family Source-separated Yard Trimmings	Temporary Bin	4-yard Bin	Weekend (i.e. collection on Saturday or Sunday - cost per collection)	$ 70.17	$ 12.38	$ 82.55	$ 11.05	$ 1.95	$ 6.95	$ 102.50	$ 8.82	$ 1.84	$ 7.72	$ 120.88
14d	Commercial/Multi-family Source-separated Yard Trimmings	Temporary Bin	6-yard Bin	Same day (same day collection service - cost per collection)	$ 73.70	$ 13.01	$ 86.70	$ 16.58	$ 2.93	$ 6.30	$ 112.50	$ 9.68	$ 2.02	$ 8.47	$ 132.67
14d	Commercial/Multi-family Source-separated Yard Trimmings	Temporary Bin	6-yard Bin	Weekly (i.e. Monday collection, with the collection again on the following Monday - cost per collection)	$ 73.70	$ 13.01	$ 86.70	$ 16.58	$ 2.93	$ 6.30	$ 112.50	$ 9.68	$ 2.02	$ 8.47	$ 132.67
14d	Commercial/Multi-family Source-separated Yard Trimmings	Temporary Bin	6-yard Bin	Weekend (i.e. collection on Saturday or Sunday - cost per collection)	$ 73.70	$ 13.01	$ 86.70	$ 16.58	$ 2.93	$ 6.30	$ 112.50	$ 9.68	$ 2.02	$ 8.47	$ 132.67
14e	Commercial/Multi-family Source-separated Yard Trimmings	Temporary Bin	10-yard Roll-off	Weekly (i.e. Monday collection, with the collection again on the following Monday - cost per collection)	$ 106.72	$ 18.83	$ 125.55	$ 255.00	$ 45.00	$ 13.95	$ 439.50	$ 37.83	$ 7.88	$ 33.10	$ 518.31
14e	Commercial/Multi-family Source-separated Yard Trimmings	Temporary Bin	10-yard Roll-off	Weekend (i.e. collection on Saturday or Sunday - cost per collection)	$ 106.72	$ 18.83	$ 125.55	$ 255.00	$ 45.00	$ 13.95	$ 439.50	$ 37.83	$ 7.88	$ 33.10	$ 518.31
14e	Commercial/Multi-family Source-separated Yard Trimmings	Temporary Bin	10-yard Roll-off	Same day (same day collection service - cost per collection)	$ 106.72	$ 18.83	$ 125.55	$ 255.00	$ 45.00	$ 13.95	$ 439.50	$ 37.83	$ 7.88	$ 33.10	$ 518.31
14f	Commercial/Multi-family Source-separated Yard Trimmings	Temporary Bin	20-yard Roll-off	Weekly (i.e. Monday collection, with the collection again on the following Monday - cost per collection)	$ 106.72	$ 18.83	$ 125.55	$ 191.25	$ 33.75	$ 13.95	$ 364.50	$ 31.38	$ 6.54	$ 27.45	$ 429.86
14f	Commercial/Multi-family Source-separated Yard Trimmings	Temporary Bin	20-yard Roll-off	Weekend (i.e. collection on Saturday or Sunday - cost per collection)	$ 106.72	$ 18.83	$ 125.55	$ 191.25	$ 33.75	$ 13.95	$ 364.50	$ 31.38	$ 6.54	$ 27.45	$ 429.86
14f	Commercial/Multi-family Source-separated Yard Trimmings	Temporary Bin	20-yard Roll-off	Same day (same day collection service - cost per collection)	$ 106.72	$ 18.83	$ 125.55	$ 191.25	$ 33.75	$ 13.95	$ 364.50	$ 31.38	$ 6.54	$ 27.45	$ 429.86
14g	Commercial/Multi-family Source-separated Yard Trimmings	Temporary Bin	25-yard Roll-off	Weekly (i.e. Monday collection, with the collection again on the following Monday - cost per collection)	$ 106.72	$ 18.83	$ 125.55	$ 191.25	$ 33.75	$ 13.95	$ 364.50	$ 31.38	$ 6.54	$ 27.45	$ 429.86

14g	Commercial/Multi-family Source-separated Yard Trimmings	Temporary Bin	25-yard Roll-off	Weekend (i.e. collection on Saturday or Sunday - cost per collection)	$ 106.72	$ 18.83	$ 125.55	$ 191.25	$ 33.75	$ 13.95	$ 364.50	$ 31.38	$ 6.54	$ 27.45	$ 429.86
14g	Commercial/Multi-family Source-separated Yard Trimmings	Temporary Bin	25-yard Roll-off	Same day (same day collection service - cost per collection)	$ 106.72	$ 18.83	$ 125.55	$ 191.25	$ 33.75	$ 13.95	$ 364.50	$ 31.38	$ 6.54	$ 27.45	$ 429.86
14h	Commercial/Multi-family Source-separated Yard Trimmings	Temporary Bin	30-yard Roll-off	Weekly (i.e. Monday collection, with the collection again on the following Monday - cost per collection)	$ 106.72	$ 18.83	$ 125.55	$ 191.25	$ 33.75	$ 13.95	$ 364.50	$ 31.38	$ 6.54	$ 27.45	$ 429.86
14h	Commercial/Multi-family Source-separated Yard Trimmings	Temporary Bin	30-yard Roll-off	Weekend (i.e. collection on Saturday or Sunday - cost per collection)	$ 106.72	$ 18.83	$ 125.55	$ 191.25	$ 33.75	$ 13.95	$ 364.50	$ 31.38	$ 6.54	$ 27.45	$ 429.86
14h	Commercial/Multi-family Source-separated Yard Trimmings	Temporary Bin	30-yard Roll-off	Same day (same day collection service - cost per collection)	$ 106.72	$ 18.83	$ 125.55	$ 191.25	$ 33.75	$ 13.95	$ 364.50	$ 31.38	$ 6.54	$ 27.45	$ 429.86
14i	Commercial/Multi-family Source-separated Yard Trimmings	Temporary Bin	40-yard Roll-off	Weekly (i.e. Monday collection, with the collection again on the following Monday - cost per collection)	$ 106.72	$ 18.83	$ 125.55	$ 159.38	$ 28.13	$ 13.95	$ 327.00	$ 28.15	$ 5.86	$ 24.63	$ 385.64
14i	Commercial/Multi-family Source-separated Yard Trimmings	Temporary Bin	40-yard Roll-off	Weekend (i.e. collection on Saturday or Sunday - cost per collection)	$ 106.72	$ 18.83	$ 125.55	$ 159.38	$ 28.13	$ 13.95	$ 327.00	$ 28.15	$ 5.86	$ 24.63	$ 385.64
14i	Commercial/Multi-family Source-separated Yard Trimmings	Temporary Bin	40-yard Roll-off	Same day (same day collection service - cost per collection)	$ 106.72	$ 18.83	$ 125.55	$ 159.38	$ 28.13	$ 13.95	$ 327.00	$ 28.15	$ 5.86	$ 24.63	$ 385.64

15. Temporary Bin and Roll-Off Bin Divertible Service - Co-collected Food Scraps and Yard Trimmings

#	Sector/Stream	Description	Size	Frequency of Collection	Collection Component (85% Labor and 15% Fuel)			Processing Component	Disposal Component	Non-escalating Capital Component	Total Base Rate	Compliance Cost Component	Procurement Cost Component	Laguna Hills Pavement Impact Cost Component	Total Laguna Hills Rate
					Labor	Fuel	Collection	Composting							
15a	Commercial/Multi-family Co-collected Food Scraps and Yard Trimmings	Temporary Bin	2-yard Bin	Same day (same day collection service - cost per collection)	$ 68.40	$ 12.07	$ 80.48	$ 8.29	$ 1.46	$ 7.28	$ 97.50	$ 8.39	$ 1.75	$ 7.34	$ 114.98
15a	Commercial/Multi-family Co-collected Food Scraps and Yard Trimmings	Temporary Bin	2-yard Bin	Weekly (i.e. Monday collection, with the collection again on the following Monday - cost per collection)	$ 68.40	$ 12.07	$ 80.48	$ 8.29	$ 1.46	$ 7.28	$ 97.50	$ 8.39	$ 1.75	$ 7.34	$ 114.98
15a	Commercial/Multi-family Co-collected Food Scraps and Yard Trimmings	Temporary Bin	2-yard Bin	Weekend (i.e. collection on Saturday or Sunday - cost per collection)	$ 68.40	$ 12.07	$ 80.48	$ 8.29	$ 1.46	$ 7.28	$ 97.50	$ 8.39	$ 1.75	$ 7.34	$ 114.98
15b	Commercial/Multi-family Co-collected Food Scraps and Yard Trimmings	Temporary Bin	3-yard Bin	Same day (same day collection service - cost per collection)	$ 68.40	$ 12.07	$ 80.48	$ 8.29	$ 1.46	$ 7.28	$ 97.50	$ 8.39	$ 1.75	$ 7.34	$ 114.98
15b	Commercial/Multi-family Co-collected Food Scraps and Yard Trimmings	Temporary Bin	3-yard Bin	Weekly (i.e. Monday collection, with the collection again on the following Monday - cost per collection)	$ 68.40	$ 12.07	$ 80.48	$ 8.29	$ 1.46	$ 7.28	$ 97.50	$ 8.39	$ 1.75	$ 7.34	$ 114.98
15b	Commercial/Multi-family Co-collected Food Scraps and Yard Trimmings	Temporary Bin	3-yard Bin	Weekend (i.e. collection on Saturday or Sunday - cost per collection)	$ 68.40	$ 12.07	$ 80.48	$ 8.29	$ 1.46	$ 7.28	$ 97.50	$ 8.39	$ 1.75	$ 7.34	$ 114.98
15c	Commercial/Multi-family Co-collected Food Scraps and Yard Trimmings	Temporary Bin	4-yard Bin	Same day (same day collection service - cost per collection)	$ 70.17	$ 12.38	$ 82.55	$ 11.05	$ 1.95	$ 6.95	$ 102.50	$ 8.82	$ 1.84	$ 7.72	$ 120.88
15c	Commercial/Multi-family Co-collected Food Scraps and Yard Trimmings	Temporary Bin	4-yard Bin	Weekly (i.e. Monday collection, with the collection again on the following Monday - cost per collection)	$ 70.17	$ 12.38	$ 82.55	$ 11.05	$ 1.95	$ 6.95	$ 102.50	$ 8.82	$ 1.84	$ 7.72	$ 120.88
15c	Commercial/Multi-family Co-collected Food Scraps and Yard Trimmings	Temporary Bin	4-yard Bin	Weekend (i.e. collection on Saturday or Sunday - cost per collection)	$ 70.17	$ 12.38	$ 82.55	$ 11.05	$ 1.95	$ 6.95	$ 102.50	$ 8.82	$ 1.84	$ 7.72	$ 120.88
15d	Commercial/Multi-family Co-collected Food Scraps and Yard Trimmings	Temporary Bin	6-yard Bin	Same day (same day collection service - cost per collection)	$ 73.70	$ 13.01	$ 86.70	$ 16.58	$ 2.93	$ 6.30	$ 112.50	$ 9.68	$ 2.02	$ 8.47	$ 132.67
15d	Commercial/Multi-family Co-collected Food Scraps and Yard Trimmings	Temporary Bin	6-yard Bin	Weekly (i.e. Monday collection, with the collection again on the following Monday - cost per collection)	$ 73.70	$ 13.01	$ 86.70	$ 16.58	$ 2.93	$ 6.30	$ 112.50	$ 9.68	$ 2.02	$ 8.47	$ 132.67
15d	Commercial/Multi-family Co-collected Food Scraps and Yard Trimmings	Temporary Bin	6-yard Bin	Weekend (i.e. collection on Saturday or Sunday - cost per collection)	$ 73.70	$ 13.01	$ 86.70	$ 16.58	$ 2.93	$ 6.30	$ 112.50	$ 9.68	$ 2.02	$ 8.47	$ 132.67
15e	Commercial/Multi-family Co-collected Food Scraps and Yard Trimmings	Temporary Bin	10-yard Roll-off	Weekly (i.e. Monday collection, with the collection again on the following Monday - cost per collection)	$ 106.72	$ 18.83	$ 125.55	$ 255.00	$ 45.00	$ 13.95	$ 439.50	$ 37.83	$ 7.88	$ 33.10	$ 518.31
15e	Commercial/Multi-family Co-collected Food Scraps and Yard Trimmings	Temporary Bin	10-yard Roll-off	Weekend (i.e. collection on Saturday or Sunday - cost per collection)	$ 106.72	$ 18.83	$ 125.55	$ 255.00	$ 45.00	$ 13.95	$ 439.50	$ 37.83	$ 7.88	$ 33.10	$ 518.31
15e	Commercial/Multi-family Co-collected Food Scraps and Yard Trimmings	Temporary Bin	10-yard Roll-off	Same day (same day collection service - cost per collection)	$ 106.72	$ 18.83	$ 125.55	$ 255.00	$ 45.00	$ 13.95	$ 439.50	$ 37.83	$ 7.88	$ 33.10	$ 518.31
15f	Commercial/Multi-family Co-collected Food Scraps and Yard Trimmings	Temporary Bin	20-yard Roll-off	Weekly (i.e. Monday collection, with the collection again on the following Monday - cost per collection)	$ 106.72	$ 18.83	$ 125.55	$ 191.25	$ 33.75	$ 13.95	$ 364.50	$ 31.38	$ 6.54	$ 27.45	$ 429.86
15f	Commercial/Multi-family Co-collected Food Scraps and Yard Trimmings	Temporary Bin	20-yard Roll-off	Weekend (i.e. collection on Saturday or Sunday - cost per collection)	$ 106.72	$ 18.83	$ 125.55	$ 191.25	$ 33.75	$ 13.95	$ 364.50	$ 31.38	$ 6.54	$ 27.45	$ 429.86
15f	Commercial/Multi-family Co-collected Food Scraps and Yard Trimmings	Temporary Bin	20-yard Roll-off	Same day (same day collection service - cost per collection)	$ 106.72	$ 18.83	$ 125.55	$ 191.25	$ 33.75	$ 13.95	$ 364.50	$ 31.38	$ 6.54	$ 27.45	$ 429.86
15g	Commercial/Multi-family Co-collected Food Scraps and Yard Trimmings	Temporary Bin	25-yard Roll-off	Weekly (i.e. Monday collection, with the collection again on the following Monday - cost per collection)	$ 106.72	$ 18.83	$ 125.55	$ 191.25	$ 33.75	$ 13.95	$ 364.50	$ 31.38	$ 6.54	$ 27.45	$ 429.86
15g	Commercial/Multi-family Co-collected Food Scraps and Yard Trimmings	Temporary Bin	25-yard Roll-off	Weekend (i.e. collection on Saturday or Sunday - cost per collection)	$ 106.72	$ 18.83	$ 125.55	$ 191.25	$ 33.75	$ 13.95	$ 364.50	$ 31.38	$ 6.54	$ 27.45	$ 429.86
15g	Commercial/Multi-family Co-collected Food Scraps and Yard Trimmings	Temporary Bin	25-yard Roll-off	Same day (same day collection service - cost per collection)	$ 106.72	$ 18.83	$ 125.55	$ 191.25	$ 33.75	$ 13.95	$ 364.50	$ 31.38	$ 6.54	$ 27.45	$ 429.86

15h	Commercial/Multi-family Co-collected Food Scraps and Yard Trimmings	Temporary Bin	30-yard Roll-off	Weekly (i.e. Monday collection, with the collection again on the following Monday - cost per collection)	$ 106.72	$ 18.83	$ 125.55	$ 191.25	$ 33.75	$ 13.95	$ 364.50	$ 31.38	$ 6.54	$ 27.45	$ 429.86
15h	Commercial/Multi-family Co-collected Food Scraps and Yard Trimmings	Temporary Bin	30-yard Roll-off	Weekend (i.e. collection on Saturday or Sunday - cost per collection)	$ 106.72	$ 18.83	$ 125.55	$ 191.25	$ 33.75	$ 13.95	$ 364.50	$ 31.38	$ 6.54	$ 27.45	$ 429.86
15h	Commercial/Multi-family Co-collected Food Scraps and Yard Trimmings	Temporary Bin	30-yard Roll-off	Same day (same day collection service - cost per collection)	$ 106.72	$ 18.83	$ 125.55	$ 191.25	$ 33.75	$ 13.95	$ 364.50	$ 31.38	$ 6.54	$ 27.45	$ 429.86
15i	Commercial/Multi-family Co-collected Food Scraps and Yard Trimmings	Temporary Bin	40-yard Roll-off	Weekly (i.e. Monday collection, with the collection again on the following Monday - cost per collection)	$ 106.72	$ 18.83	$ 125.55	$ 159.38	$ 28.13	$ 13.95	$ 327.00	$ 28.15	$ 5.86	$ 24.63	$ 385.64
15i	Commercial/Multi-family Co-collected Food Scraps and Yard Trimmings	Temporary Bin	40-yard Roll-off	Weekend (i.e. collection on Saturday or Sunday - cost per collection)	$ 106.72	$ 18.83	$ 125.55	$ 159.38	$ 28.13	$ 13.95	$ 327.00	$ 28.15	$ 5.86	$ 24.63	$ 385.64
15i	Commercial/Multi-family Co-collected Food Scraps and Yard Trimmings	Temporary Bin	40-yard Roll-off	Same day (same day collection service - cost per collection)	$ 106.72	$ 18.83	$ 125.55	$ 159.38	$ 28.13	$ 13.95	$ 327.00	$ 28.15	$ 5.86	$ 24.63	$ 385.64

16. Temporary Bin and Roll-Off Box Service - Including 2, 3, 4, and 6 yard Bin Service - Mixed C&D Processing

#	Sector/Stream	Description	Size	Frequency of Collection	Collection Component (85% Labor and 15% Fuel)			Processing Component	Disposal Component	Non-escalating Capital Component	Total Base Rate	Laguna Hills Regulatory Compliance Cost	Laguna Hills Procurement Cost	Laguna Hills Pavement Impact Cost Component	Total Laguna Hills Rate
					Labor	Fuel	Collection	Mixed C&D							
16a	Mixed C&D	Temporary Bin	2-yard Bin	Same day (same day collection service - cost per collection)	$ 110.16	$ 19.44	$ 129.60	$ 54.00	$ 6.00	$ 17.10	$ 206.70	$ 17.79	$ 3.71	$ 15.57	$ 243.77
16a	Mixed C&D	Temporary Bin	2-yard Bin	Weekly (i.e. Monday collection, with the collection again on the following Monday - cost per collection)	$ 110.16	$ 19.44	$ 129.60	$ 54.00	$ 6.00	$ 17.10	$ 206.70	$ 17.79	$ 3.71	$ 15.57	$ 243.77
16a	Mixed C&D	Temporary Bin	2-yard Bin	Weekend (i.e. collection on Saturday or Sunday - cost per collection)	$ 110.16	$ 19.44	$ 129.60	$ 54.00	$ 6.00	$ 17.10	$ 206.70	$ 17.79	$ 3.71	$ 15.57	$ 243.77
16b	Mixed C&D	Temporary Bin	3-yard Bin	Same day (same day collection service - cost per collection)	$ 110.16	$ 19.44	$ 129.60	$ 81.00	$ 9.00	$ 14.40	$ 234.00	$ 20.14	$ 4.20	$ 17.62	$ 275.96
16b	Mixed C&D	Temporary Bin	3-yard Bin	Weekly (i.e. Monday collection, with the collection again on the following Monday - cost per collection)	$ 110.16	$ 19.44	$ 129.60	$ 81.00	$ 9.00	$ 14.40	$ 234.00	$ 20.14	$ 4.20	$ 17.62	$ 275.96
16b	Mixed C&D	Temporary Bin	3-yard Bin	Weekend (i.e. collection on Saturday or Sunday - cost per collection)	$ 110.16	$ 19.44	$ 129.60	$ 81.00	$ 9.00	$ 14.40	$ 234.00	$ 20.14	$ 4.20	$ 17.62	$ 275.96
16c	Mixed C&D	Temporary Bin	4-yard Bin	Same day (same day collection service - cost per collection)	$ 110.16	$ 19.44	$ 129.60	$ 108.00	$ 12.00	$ 11.70	$ 261.30	$ 22.49	$ 4.69	$ 19.68	$ 308.16
16c	Mixed C&D	Temporary Bin	4-yard Bin	Weekly (i.e. Monday collection, with the collection again on the following Monday - cost per collection)	$ 110.16	$ 19.44	$ 129.60	$ 108.00	$ 12.00	$ 11.70	$ 261.30	$ 22.49	$ 4.69	$ 19.68	$ 308.16
16c	Mixed C&D	Temporary Bin	4-yard Bin	Weekend (i.e. collection on Saturday or Sunday - cost per collection)	$ 110.16	$ 19.44	$ 129.60	$ 108.00	$ 12.00	$ 11.70	$ 261.30	$ 22.49	$ 4.69	$ 19.68	$ 308.16
16d	Mixed C&D	Temporary Bin	6-yard Bin	Same day (same day collection service - cost per collection)	$ 110.16	$ 19.44	$ 129.60	$ 162.00	$ 18.00	$ 6.30	$ 315.90	$ 27.19	$ 5.66	$ 23.79	$ 372.55
16d	Mixed C&D	Temporary Bin	6-yard Bin	Weekly (i.e. Monday collection, with the collection again on the following Monday - cost per collection)	$ 110.16	$ 19.44	$ 129.60	$ 162.00	$ 18.00	$ 6.30	$ 315.90	$ 27.19	$ 5.66	$ 23.79	$ 372.55
16d	Mixed C&D	Temporary Bin	6-yard Bin	Weekend (i.e. collection on Saturday or Sunday - cost per collection)	$ 110.16	$ 19.44	$ 129.60	$ 162.00	$ 18.00	$ 6.30	$ 315.90	$ 27.19	$ 5.66	$ 23.79	$ 372.55
16e	Mixed C&D	Temporary Bin	10-yard Roll-off	Weekly (i.e. Monday collection, with the collection again on the following Monday - cost per collection)	$ 213.44	$ 37.67	$ 251.10	$ 540.00	$ 60.00	$ 27.90	$ 879.00	$ 75.66	$ 15.76	$ 66.20	$ 1,036.63
16e	Mixed C&D	Temporary Bin	10-yard Roll-off	Weekend (i.e. collection on Saturday or Sunday - cost per collection)	$ 213.44	$ 37.67	$ 251.10	$ 540.00	$ 60.00	$ 27.90	$ 879.00	$ 75.66	$ 15.76	$ 66.20	$ 1,036.63
16e	Mixed C&D	Temporary Bin	10-yard Roll-off	Same day (same day collection service - cost per collection)	$ 213.44	$ 37.67	$ 251.10	$ 540.00	$ 60.00	$ 27.90	$ 879.00	$ 75.66	$ 15.76	$ 66.20	$ 1,036.63
16f	Mixed C&D	Temporary Bin	20-yard Roll-off	Weekly (i.e. Monday collection, with the collection again on the following Monday - cost per collection)	$ 213.44	$ 37.67	$ 251.10	$ 540.00	$ 60.00	$ 27.90	$ 879.00	$ 75.66	$ 15.76	$ 66.20	$ 1,036.63
16f	Mixed C&D	Temporary Bin	20-yard Roll-off	Weekend (i.e. collection on Saturday or Sunday - cost per collection)	$ 213.44	$ 37.67	$ 251.10	$ 540.00	$ 60.00	$ 27.90	$ 879.00	$ 75.66	$ 15.76	$ 66.20	$ 1,036.63
16f	Mixed C&D	Temporary Bin	20-yard Roll-off	Same day (same day collection service - cost per collection)	$ 213.44	$ 37.67	$ 251.10	$ 540.00	$ 60.00	$ 27.90	$ 879.00	$ 75.66	$ 15.76	$ 66.20	$ 1,036.63
16g	Mixed C&D	Temporary Bin	25-yard Roll-off	Weekly (i.e. Monday collection, with the collection again on the following Monday - cost per collection)	$ 213.44	$ 37.67	$ 251.10	$ 540.00	$ 60.00	$ 27.90	$ 879.00	$ 75.66	$ 15.76	$ 66.20	$ 1,036.63
16g	Mixed C&D	Temporary Bin	25-yard Roll-off	Weekend (i.e. collection on Saturday or Sunday - cost per collection)	$ 213.44	$ 37.67	$ 251.10	$ 540.00	$ 60.00	$ 27.90	$ 879.00	$ 75.66	$ 15.76	$ 66.20	$ 1,036.63
16g	Mixed C&D	Temporary Bin	25-yard Roll-off	Same day (same day collection service - cost per collection)	$ 213.44	$ 37.67	$ 251.10	$ 540.00	$ 60.00	$ 27.90	$ 879.00	$ 75.66	$ 15.76	$ 66.20	$ 1,036.63
16h	Mixed C&D	Temporary Bin	30-yard Roll-off	Weekly (i.e. Monday collection, with the collection again on the following Monday - cost per collection)	$ 213.44	$ 37.67	$ 251.10	$ 540.00	$ 60.00	$ 27.90	$ 879.00	$ 75.66	$ 15.76	$ 66.20	$ 1,036.63

16h	Mixed C&D	Temporary Bin	30-yard Roll-off	Weekend (i.e. collection on Saturday or Sunday - cost per collection)	$ 213.44	$ 37.67	$ 251.10	$ 540.00	$ 60.00	$ 27.90	$ 879.00	$ 75.66	$ 15.76	$ 66.20	$ 1,036.63
16h	Mixed C&D	Temporary Bin	30-yard Roll-off	Same day (same day collection service - cost per collection)	$ 213.44	$ 37.67	$ 251.10	$ 540.00	$ 60.00	$ 27.90	$ 879.00	$ 75.66	$ 15.76	$ 66.20	$ 1,036.63
16i	Mixed C&D	Temporary Bin	40-yard Roll-off	Weekly (i.e. Monday collection, with the collection again on the following Monday - cost per collection)	$ 213.44	$ 37.67	$ 251.10	$ 540.00	$ 60.00	$ 27.90	$ 879.00	$ 75.66	$ 15.76	$ 66.20	$ 1,036.63
16i	Mixed C&D	Temporary Bin	40-yard Roll-off	Weekend (i.e. collection on Saturday or Sunday - cost per collection)	$ 213.44	$ 37.67	$ 251.10	$ 540.00	$ 60.00	$ 27.90	$ 879.00	$ 75.66	$ 15.76	$ 66.20	$ 1,036.63
16i	Mixed C&D	Temporary Bin	40-yard Roll-off	Same day (same day collection service - cost per collection)	$ 213.44	$ 37.67	$ 251.10	$ 540.00	$ 60.00	$ 27.90	$ 879.00	$ 75.66	$ 15.76	$ 66.20	$ 1,036.63

17. Temporary Bin & Roll Off Box Service - Including 2, 3, 4, and 6 yard Bin Service - Direct to Landfill Service

#	Sector/Stream	Description	Size	Frequency of Collection	Collection Component (85% Labor and 15% Fuel)			Disposal Component	Non-escalating Capital Component	Total Base Rate	Laguna Hills Regulatory Compliance Cost	Laguna Hills Procurement Cost	Laguna Hills Pavement Impact Cost Component	Total Laguna Hills Rate
					Labor	Fuel	Collection							
17a	MSW	Temporary Bin	2-yard Bin	Same day (same day collection service - cost per collection)	$ 136.81	$ 24.14	$ 160.95	$ 19.50	$ 14.55	$ 195.00	$ 16.79	$ 3.50	$ 14.69	$ 229.97
17a	MSW	Temporary Bin	2-yard Bin	Weekly (i.e. Monday collection, with the collection again on the following Monday - cost per collection)	$ 136.81	$ 24.14	$ 160.95	$ 19.50	$ 14.55	$ 195.00	$ 16.79	$ 3.50	$ 14.69	$ 229.97
17a	MSW	Temporary Bin	2-yard Bin	Weekend (i.e. collection on Saturday or Sunday - cost per collection)	$ 136.81	$ 24.14	$ 160.95	$ 19.50	$ 14.55	$ 195.00	$ 16.79	$ 3.50	$ 14.69	$ 229.97
17b	MSW	Temporary Bin	3-yard Bin	Same day (same day collection service - cost per collection)	$ 136.81	$ 24.14	$ 160.95	$ 19.50	$ 14.55	$ 195.00	$ 16.79	$ 3.50	$ 14.69	$ 229.97
17b	MSW	Temporary Bin	3-yard Bin	Weekly (i.e. Monday collection, with the collection again on the following Monday - cost per collection)	$ 136.81	$ 24.14	$ 160.95	$ 19.50	$ 14.55	$ 195.00	$ 16.79	$ 3.50	$ 14.69	$ 229.97
17b	MSW	Temporary Bin	3-yard Bin	Weekend (i.e. collection on Saturday or Sunday - cost per collection)	$ 136.81	$ 24.14	$ 160.95	$ 19.50	$ 14.55	$ 195.00	$ 16.79	$ 3.50	$ 14.69	$ 229.97
17c	MSW	Temporary Bin	4-yard Bin	Same day (same day collection service - cost per collection)	$ 140.34	$ 24.77	$ 165.10	$ 26.00	$ 13.90	$ 205.00	$ 17.65	$ 3.68	$ 15.44	$ 241.76
17c	MSW	Temporary Bin	4-yard Bin	Weekly (i.e. Monday collection, with the collection again on the following Monday - cost per collection)	$ 140.34	$ 24.77	$ 165.10	$ 26.00	$ 13.90	$ 205.00	$ 17.65	$ 3.68	$ 15.44	$ 241.76
17c	MSW	Temporary Bin	4-yard Bin	Weekend (i.e. collection on Saturday or Sunday - cost per collection)	$ 140.34	$ 24.77	$ 165.10	$ 26.00	$ 13.90	$ 205.00	$ 17.65	$ 3.68	$ 15.44	$ 241.76
17d	MSW	Temporary Bin	6-yard Bin	Same day (same day collection service - cost per collection)	$ 147.39	$ 26.01	$ 173.40	$ 39.00	$ 12.60	$ 225.00	$ 19.37	$ 4.03	$ 16.95	$ 265.35
17d	MSW	Temporary Bin	6-yard Bin	Weekly (i.e. Monday collection, with the collection again on the following Monday - cost per collection)	$ 147.39	$ 26.01	$ 173.40	$ 39.00	$ 12.60	$ 225.00	$ 19.37	$ 4.03	$ 16.95	$ 265.35
17d	MSW	Temporary Bin	6-yard Bin	Weekend (i.e. collection on Saturday or Sunday - cost per collection)	$ 147.39	$ 26.01	$ 173.40	$ 39.00	$ 12.60	$ 225.00	$ 19.37	$ 4.03	$ 16.95	$ 265.35
17e	MSW	Temporary Bin	10-yard Roll-off	Weekly (i.e. Monday collection, with the collection again on the following Monday - cost per collection)	$ 213.44	$ 37.67	$ 251.10	$ 600.00	$ 27.90	$ 879.00	$ 75.66	$ 15.76	$ 66.20	$ 1,036.63
17e	MSW	Temporary Bin	10-yard Roll-off	Weekend (i.e. collection on Saturday or Sunday - cost per collection)	$ 213.44	$ 37.67	$ 251.10	$ 600.00	$ 27.90	$ 879.00	$ 75.66	$ 15.76	$ 66.20	$ 1,036.63
17e	MSW	Temporary Bin	10-yard Roll-off	Same day (same day collection service - cost per collection)	$ 213.44	$ 37.67	$ 251.10	$ 600.00	$ 27.90	$ 879.00	$ 75.66	$ 15.76	$ 66.20	$ 1,036.63
17f	MSW	Temporary Bin	20-yard Roll-off	Weekly (i.e. Monday collection, with the collection again on the following Monday - cost per collection)	$ 213.44	$ 37.67	$ 251.10	$ 450.00	$ 27.90	$ 729.00	$ 62.75	$ 13.07	$ 54.91	$ 859.73
17f	MSW	Temporary Bin	20-yard Roll-off	Weekend (i.e. collection on Saturday or Sunday - cost per collection)	$ 213.44	$ 37.67	$ 251.10	$ 450.00	$ 27.90	$ 729.00	$ 62.75	$ 13.07	$ 54.91	$ 859.73
17f	MSW	Temporary Bin	20-yard Roll-off	Same day (same day collection service - cost per collection)	$ 213.44	$ 37.67	$ 251.10	$ 450.00	$ 27.90	$ 729.00	$ 62.75	$ 13.07	$ 54.91	$ 859.73
17g	MSW	Temporary Bin	25-yard Roll-off	Weekly (i.e. Monday collection, with the collection again on the following Monday - cost per collection)	$ 213.44	$ 37.67	$ 251.10	$ 450.00	$ 27.90	$ 729.00	$ 62.75	$ 13.07	$ 54.91	$ 859.73
17g	MSW	Temporary Bin	25-yard Roll-off	Weekend (i.e. collection on Saturday or Sunday - cost per collection)	$ 213.44	$ 37.67	$ 251.10	$ 450.00	$ 27.90	$ 729.00	$ 62.75	$ 13.07	$ 54.91	$ 859.73
17g	MSW	Temporary Bin	25-yard Roll-off	Same day (same day collection service - cost per collection)	$ 213.44	$ 37.67	$ 251.10	$ 450.00	$ 27.90	$ 729.00	$ 62.75	$ 13.07	$ 54.91	$ 859.73
17h	MSW	Temporary Bin	30-yard Roll-off	Weekly (i.e. Monday collection, with the collection again on the following Monday - cost per collection)	$ 213.44	$ 37.67	$ 251.10	$ 450.00	$ 27.90	$ 729.00	$ 62.75	$ 13.07	$ 54.91	$ 859.73
17h	MSW	Temporary Bin	30-yard Roll-off	Weekend (i.e. collection on Saturday or Sunday - cost per collection)	$ 213.44	$ 37.67	$ 251.10	$ 450.00	$ 27.90	$ 729.00	$ 62.75	$ 13.07	$ 54.91	$ 859.73

17h	MSW	Temporary Bin	30-yard Roll-off	Same day (same day collection service - cost per collection)	$ 213.44	$ 37.67	$ 251.10	$ 450.00	$ 27.90	$ 729.00	$ 62.75	$ 13.07	$ 54.91	$ 859.73
17i	MSW	Temporary Bin	40-yard Roll-off	Weekly (i.e. Monday collection, with the collection again on the following Monday - cost per collection)	$ 213.44	$ 37.67	$ 251.10	$ 375.00	$ 27.90	$ 654.00	$ 56.29	$ 11.73	$ 49.26	$ 771.28
17i	MSW	Temporary Bin	40-yard Roll-off	Weekend (i.e. collection on Saturday or Sunday - cost per collection)	$ 213.44	$ 37.67	$ 251.10	$ 375.00	$ 27.90	$ 654.00	$ 56.29	$ 11.73	$ 49.26	$ 771.28
17i	MSW	Temporary Bin	40-yard Roll-off	Same day (same day collection service - cost per collection)	$ 213.44	$ 37.67	$ 251.10	$ 375.00	$ 27.90	$ 654.00	$ 56.29	$ 11.73	$ 49.26	$ 771.28

Attachment D.3 - Maximum Rates to be Charged Assuming NO Cross-Jurisdictional Efficiencies between Lake Forest and Laguna Hills - LAGUNA HILLS ONLY RATES

Fill in the rates proposed as the maximum rates to LAGUNA HILLS customers below for each level of service assuming NO cross-jurisdictional routing efficiencies between the two cities (Laguna Hills and Lake Forest) and assuming that all Commercial and Multi-family Divertible Materials (i.e. Single-stream Recyclables, Food Scraps and Yard Trimmings) will be provided at a collection rate that is half the cost of equivalent MSW service. MSW rates may include any costs that are not recovered by offering Divertible Materials collection programs at the 50% reduced rate as requested by the City. Rates must be broken down to show the collection cost, disposal cost and capital costs (the capital component will not be escalated). The procedure for adjusting costs throughout the term of the contract appears in **Article 14** of the Agreement. A sample calculation is shown in **Attachment J**. The disposal portion will only be adjusted as that cost actually changes. Disposal costs are a pass through cost and cannot include any mark up, overhead or administrative costs. As the amount of material being collected and handled is increasingly shifting into diversion, providing diversion services at no charge is no longer feasible and therefore is not permitted in this form. Best practices have identified that a Divertible materials collection rate that is 50% of the MSW rate obtains optimal generator participation. As noted in Section 6. MSW Rate Sheet commercial MSW rates may include any costs that are not recovered by offering Divertible Materials collection programs at 50% the rate for MSW. The rate proposed for collection of commercial, multi-family, temporary bin, temporary roll off, permanent roll off and compactor customers for divertible materials must be 50% lower than the rate proposed for collection of MSW materials.

Rates must be submitted in 2025 dollars.

Indicate the selected processing technology for source-seperated food scraps collected at special events using the drop down:	Composting

<-- the selected processing methodology will be shown in the Processing Component cell for the corresponding rate item in **Section 20** below. Proposers will provide further details re: their proposed processing facility for this service line in the corresponding proposal form.

This form will become part of Attachment D.1 to the final Agreement.

18. Special Event Service - Direct to Landfill MSW Service

#	Sector/Stream	Description	Size	Frequency of Collection	Collection Component (85% Labor and 15% Fuel) Labor	Fuel	Collection	Disposal Component		Non-escalating Capital Component	Total Base Rate	Total Base Rate	Laguna Hills Procurement Cost Component	Laguna Hills Pavement Impact Cost Component	Total Laguna Hills Rate
18a	Special Event Service	MSW Hauled to Directly to the Landfill	35-gallon Cart	Per container	$ 41.77	$ 7.37	$ 49.14	$ 3.72		$ 5.87	$ 58.74	$ 58.74	$ 1.05	$ 4.42	$ 69.27
18b	Special Event Service	MSW Hauled to Directly to the Landfill	65-gallon Cart	Per container	$ 41.77	$ 7.37	$ 49.14	$ 6.91		$ 6.23	$ 62.28	$ 62.28	$ 1.12	$ 4.69	$ 73.45
18c	Special Event Service	MSW Hauled to Directly to the Landfill	95-gallon Cart	Per container	$ 41.77	$ 7.37	$ 49.14	$ 10.10		$ 6.58	$ 65.83	$ 65.83	$ 1.18	$ 4.96	$ 77.63
18d	Special Event Service	MSW Hauled to Directly to the Landfill	1 Cubic Yard Bin (standalone or half of 2-yard split bin)	Per container	$ 33.42	$ 5.90	$ 39.31	$ 21.48		$ 6.76	$ 67.55	$ 67.55	$ 1.21	$ 5.09	$ 79.67
18e	Special Event Service	MSW Hauled to Directly to the Landfill	1.5 Cubic Yard Bin (standalone or half of 3-yard split bin)	Per container	$ 33.42	$ 5.90	$ 39.31	$ 32.22		$ 7.95	$ 79.49	$ 79.49	$ 1.43	$ 5.99	$ 93.74
18f	Special Event Service	MSW Hauled to Directly to the Landfill	2 Cubic Yard Bin (standalone or half of 4-yard split bin)	Per container	$ 33.42	$ 5.90	$ 39.31	$ 42.96		$ 9.14	$ 91.42	$ 91.42	$ 1.64	$ 6.89	$ 107.82
18g	Special Event Service	MSW Hauled to Directly to the Landfill	3 Cubic Yard Bin (standalone or half of 6-yard split bin)	Per container	$ 42.97	$ 7.58	$ 50.55	$ 64.45		$ 12.78	$ 127.77	$ 127.77	$ 2.29	$ 9.62	$ 150.68
18h	Special Event Service	MSW Hauled to Directly to the Landfill	4 Cubic Yard Bin	Per container	$ 57.29	$ 10.11	$ 67.40	$ 85.93		$ 17.04	$ 170.36	$ 170.36	$ 3.06	$ 12.83	$ 200.91
18i	Special Event Service	MSW Hauled to Directly to the Landfill	6 Cubic Yard Bin	Per container	$ 85.93	$ 15.16	$ 101.09	$ 128.89		$ 25.55	$ 255.54	$ 255.54	$ 4.58	$ 19.25	$ 301.37
18j	Special Event Service	MSW Hauled to Directly to the Landfill	10-yard Roll-off	Per container	$ 213.44	$ 37.67	$ 251.10	$ 600.00	$ -	$ 27.90	$ 879.00	$ 879.00	$ 15.76	$ 66.20	$ 1,036.63
18k	Special Event Service	MSW Hauled to Directly to the Landfill	20-yard Roll-off	Per container	$ 213.44	$ 37.67	$ 251.10	$ 450.00	$ -	$ 27.90	$ 729.00	$ 729.00	$ 13.07	$ 54.91	$ 859.73
18l	Special Event Service	MSW Hauled to Directly to the Landfill	25-yard Roll-off	Per container	$ 213.44	$ 37.67	$ 251.10	$ 450.00	$ -	$ 27.90	$ 729.00	$ 729.00	$ 13.07	$ 54.91	$ 859.73
18m	Special Event Service	MSW Hauled to Directly to the Landfill	30-yard Roll-off	Per container	$ 213.44	$ 37.67	$ 251.10	$ 450.00	$ -	$ 27.90	$ 729.00	$ 729.00	$ 13.07	$ 54.91	$ 859.73
18n	Special Event Service	MSW Hauled to Directly to the Landfill	40-yard Roll-off	Per container	$ 213.44	$ 37.67	$ 251.10	$ 375.00	$ -	$ 27.90	$ 654.00	$ 654.00	$ 11.73	$ 49.26	$ 771.28
18o	Special Event Service	MSW Hauled to Directly to the Landfill	20-yard Compactor	Per container	$ 277.47	$ 48.96	$ 326.43	$ 780.00		$ 36.27	$ 1,142.70	$ 1,142.70	$ 20.49	$ 86.07	$ 1,347.62
18p	Special Event Service	MSW Hauled to Directly to the Landfill	25-yard Compactor	Per container	$ 277.47	$ 48.96	$ 326.43	$ 585.00		$ 36.27	$ 947.70	$ 947.70	$ 16.99	$ 71.38	$ 1,117.65
18q	Special Event Service	MSW Hauled to Directly to the Landfill	30-yard Compactor	Per container	$ 277.47	$ 48.96	$ 326.43	$ 585.00		$ 36.27	$ 947.70	$ 947.70	$ 16.99	$ 71.38	$ 1,117.65
18r	Special Event Service	MSW Hauled to Directly to the Landfill	40-yard Compactor	Per container	$ 277.47	$ 48.96	$ 326.43	$ 585.00		$ 36.27	$ 947.70	$ 947.70	$ 16.99	$ 71.38	$ 1,117.65

19. Special Event Service - Single-Material Recyclables and Single-Stream Recyclables

#	Sector/Stream	Description	Size	Frequency of Collection	Collection Component (85% Labor and 15% Fuel) Labor	Fuel	Collection	Processing Component Clean MRF	Disposal Component	Non-escalating Capital Component	Total Base Rate	Total Base Rate	Laguna Hills Procurement Cost Component	Laguna Hills Pavement Impact Cost Component	Total Laguna Hills Rate
19a	Special Event Service	Single-material and Single-stream Recyclables Service	35-gallon Cart	Per container	$ 20.89	$ 3.69	$ 24.57	$ 1.58	$ 0.28	$ 2.94	$ 29.37	$ 29.37	$ 0.53	$ 2.21	$ 34.64
19b	Special Event Service	Single-material and Single-stream Recyclables Service	65-gallon Cart	Per container	$ 20.89	$ 3.69	$ 24.57	$ 2.94	$ 0.52	$ 3.11	$ 31.14	$ 31.14	$ 0.56	$ 2.35	$ 36.73
19c	Special Event Service	Single-material and Single-stream Recyclables Service	95-gallon Cart	Per container	$ 20.89	$ 3.69	$ 24.57	$ 4.29	$ 0.76	$ 3.29	$ 32.91	$ 32.91	$ 0.59	$ 2.48	$ 38.82
19d	Special Event Service	Single-material and Single-stream Recyclables Service	1 Cubic Yard Bin (standalone or half of 2-yard split bin)	Per container	$ 16.71	$ 2.95	$ 19.66	$ 9.13	$ 1.61	$ 3.38	$ 33.78	$ 33.78	$ 0.61	$ 2.54	$ 39.83
19e	Special Event Service	Single-material and Single-stream Recyclables Service	1.5 Cubic Yard Bin (standalone or half of 3-yard split bin)	Per container	$ 16.71	$ 2.95	$ 19.66	$ 13.69	$ 2.42	$ 3.97	$ 39.74	$ 39.74	$ 0.71	$ 2.99	$ 46.87
19f	Special Event Service	Single-material and Single-stream Recyclables Service	2 Cubic Yard Bin (standalone or half of 4-yard split bin)	Per container	$ 16.71	$ 2.95	$ 19.66	$ 18.26	$ 3.22	$ 4.57	$ 45.71	$ 45.71	$ 0.82	$ 3.44	$ 53.91
19g	Special Event Service	Single-material and Single-stream Recyclables Service	3 Cubic Yard Bin (standalone or half of 6-yard split bin)	Per container	$ 21.48	$ 3.79	$ 25.27	$ 27.39	$ 4.83	$ 6.39	$ 63.89	$ 63.89	$ 1.15	$ 4.81	$ 75.34
19h	Special Event Service	Single-material and Single-stream Recyclables Service	4 Cubic Yard Bin	Per container	$ 28.64	$ 5.05	$ 33.70	$ 36.52	$ 6.44	$ 8.52	$ 85.18	$ 85.18	$ 1.53	$ 6.42	$ 100.46
19i	Special Event Service	Single-material and Single-stream Recyclables Service	6 Cubic Yard Bin	Per container	$ 42.97	$ 7.58	$ 50.55	$ 54.78	$ 9.67	$ 12.78	$ 127.77	$ 127.77	$ 2.29	$ 9.62	$ 150.68
19j	Special Event Service	Single-material and Single-stream Recyclables Service	10-yard Roll-off	Per container	$ 106.72	$ 18.83	$ 125.55	$ 255.00	$ 45.00	$ 13.95	$ 439.50	$ 439.50	$ 7.88	$ 33.10	$ 518.31
19k	Special Event Service	Single-material and Single-stream Recyclables Service	20-yard Roll-off	Per container	$ 106.72	$ 18.83	$ 125.55	$ 191.25	$ 33.75	$ 13.95	$ 364.50	$ 364.50	$ 6.54	$ 27.45	$ 429.86
19l	Special Event Service	Single-material and Single-stream Recyclables Service	25-yard Roll-off	Per container	$ 106.72	$ 18.83	$ 125.55	$ 191.25	$ 33.75	$ 13.95	$ 364.50	$ 364.50	$ 6.54	$ 27.45	$ 429.86
19m	Special Event Service	Single-material and Single-stream Recyclables Service	30-yard Roll-off	Per container	$ 106.72	$ 18.83	$ 125.55	$ 191.25	$ 33.75	$ 13.95	$ 364.50	$ 364.50	$ 6.54	$ 27.45	$ 429.86
19n	Special Event Service	Single-material and Single-stream Recyclables Service	40-yard Roll-off	Per container	$ 106.72	$ 18.83	$ 125.55	$ 159.38	$ 28.13	$ 13.95	$ 327.00	$ 327.00	$ 5.86	$ 24.63	$ 385.64

19o	Special Event Service	Single-material and Single-stream Recyclables Service	20-yard Compactor	Per container	$ 138.73	$ 24.48	$ 163.22	$ 331.50	$ 58.50	$ 18.14	$ 571.35	$ 571.35	$ 10.25	$ 43.03	$ 673.81
19p	Special Event Service	Single-material and Single-stream Recyclables Service	25-yard Compactor	Per container	$ 138.73	$ 24.48	$ 163.22	$ 248.63	$ 43.88	$ 18.14	$ 473.85	$ 473.85	$ 8.50	$ 35.69	$ 558.82
19q	Special Event Service	Single-material and Single-stream Recyclables Service	30-yard Compactor	Per container	$ 138.73	$ 24.48	$ 163.22	$ 248.63	$ 43.88	$ 18.14	$ 473.85	$ 473.85	$ 8.50	$ 35.69	$ 558.82
19r	Special Event Service	Single-material and Single-stream Recyclables Service	40-yard Compactor	Per container	$ 138.73	$ 24.48	$ 163.22	$ 248.63	$ 43.88	$ 18.14	$ 473.85	$ 473.85	$ 8.50	$ 35.69	$ 558.82

20. Special Event Service - Source-separated Food Scraps

#	Sector/Stream	Description	Size	Frequency of Collection	Collection Component (85% Labor and 15% Fuel)			Processing Component	Disposal Component	Non-escalating Capital Component	Total Base Rate	Total Base Rate	Laguna Hills Procurement Cost Component	Laguna Hills Pavement Impact Cost Component	Total Laguna Hills Rate
					Labor	Fuel	Collection	Composting							
20a	Special Event Service	Source-separated Food Scraps	35-gallon Cart	Per container	$ 20.89	$ 3.69	$ 24.57	$ 1.58	$ 0.28	$ 2.94	$ 29.37	$ 29.37	$ 0.53	$ 2.21	$ 34.64
20b	Special Event Service	Source-separated Food Scraps	65-gallon Cart	Per container	$ 20.89	$ 3.69	$ 24.57	$ 2.94	$ 0.52	$ 3.11	$ 31.14	$ 31.14	$ 0.56	$ 2.35	$ 36.73
20c	Special Event Service	Source-separated Food Scraps	1 Cubic Yard Bin (standalone)	Per container	$ 16.71	$ 2.95	$ 19.66	$ 9.13	$ 1.61	$ 3.38	$ 33.78	$ 33.78	$ 0.61	$ 2.54	$ 39.83
20d	Special Event Service	Source-separated Food Scraps	1.5 Cubic Yard Bin (standalone)	Per container	$ 16.71	$ 2.95	$ 19.66	$ 13.69	$ 2.42	$ 3.97	$ 39.74	$ 39.74	$ 0.71	$ 2.99	$ 46.87
20e	Special Event Service	Source-separated Food Scraps	2 Cubic Yard Bin (standalone)	Per container	$ 16.71	$ 2.95	$ 19.66	$ 18.26	$ 3.22	$ 4.57	$ 45.71	$ 45.71	$ 0.82	$ 3.44	$ 53.91

21. Emergency Service

#	Sector/Stream	Description	Size	Frequency of Collection	Collection Component (85% Labor and 15% Fuel)			Disposal Component	Non-escalating Capital Component	Total Base Rate		Laguna Hills Procurement Cost Component	Laguna Hills Pavement Impact Cost Component	Total Laguna Hills Rate
					Labor	Fuel	Collection							
21a	Emergency Service	MSW Hauled to Directly to the Landfill	3 Cubic Yard Bin (standalone)	Per container	$ 107.41	$ 18.96	$ 126.37	$ 161.12	$ 31.94	$ 319.43		$ 5.73	$ 24.06	$ 376.71
21b	Emergency Service	MSW Hauled to Directly to the Landfill	4 Cubic Yard Bin	Per container	$ 143.22	$ 25.27	$ 168.49	$ 214.82	$ 42.59	$ 425.90	$ 7.64	$ 7.64	$ 32.08	$ 502.28
21c	Emergency Service	MSW Hauled to Directly to the Landfill	6 Cubic Yard Bin	Per container	$ 214.83	$ 37.91	$ 252.74	$ 322.23	$ 63.89	$ 638.85	$ 638.85	$ 11.46	$ 48.12	$ 753.42
21d	Emergency Service	MSW Hauled to Directly to the Landfill	10-yard Roll-off	Per container	$ 426.87	$ 75.33	$ 502.20	$ 1,200.00	$ 55.80	$ 1,758.00	$ 1,758.00	$ 31.53	$ 132.41	$ 2,073.26
21e	Emergency Service	MSW Hauled to Directly to the Landfill	20-yard Roll-off	Per container	$ 426.87	$ 75.33	$ 502.20	$ 1,200.00	$ 55.80	$ 1,758.00	$ 1,758.00	$ 31.53	$ 132.41	$ 2,073.26
21f	Emergency Service	MSW Hauled to Directly to the Landfill	25-yard Roll-off	Per container	$ 426.87	$ 75.33	$ 502.20	$ 1,200.00	$ 55.80	$ 1,758.00	$ 1,758.00	$ 31.53	$ 132.41	$ 2,073.26
21g	Emergency Service	MSW Hauled to Directly to the Landfill	30-yard Roll-off	Per container	$ 426.87	$ 75.33	$ 502.20	$ 1,200.00	$ 55.80	$ 1,758.00	$ 1,758.00	$ 31.53	$ 132.41	$ 2,073.26
21h	Emergency Service	MSW Hauled to Directly to the Landfill	40-yard Roll-off	Per container	$ 426.87	$ 75.33	$ 502.20	$ 1,200.00	$ 55.80	$ 1,758.00	$ 1,758.00	$ 31.53	$ 132.41	$ 2,073.26

ATTACHMENT D.3

Maximum Rates To Be Charged - City of Laguna Hills ONLY Assuming NO Cross-City Collection Efficiencies

Fill in the rates proposed as the maximum rates to LAGUNA HILLS customers for each level of service. These rates will be adjusted using the methodology in Attachment J, Section 1.B titled 'Adjustment for Processing Component of Annual Rate Based on PPI'.

Rates must be submitted in 2025 dollars.

This form will become part of Attachment D.1 to the final Agreement.

22. Other Services

22a.	Residential Bulky Goods Collection Service (For additional Collections of Bulky Goods from Residential Premises in Excess of Four (4) per year)	$28.10	per pick-up
22b.	Multi-family Bulky Goods Collection Service (For additional Collections of Bulky Goods from Multi-family Premises in Excess of Four (4) per account year)	$28.10	per pick-up
22c.	Commercial Bulky Goods Collection Service (For additional Collections of Bulky Goods from Commercial Premises in Excess of Four (4) per account year)	$39.34	per pick-up
22d.	Residential HHW Collection (For additional Collections of HHW from Residential Premises in Excess of Four (4) Quarterly Pick-ups per year)	$28.10	per pick-up
22e.	Repair and Maintenance of Compactor	$84.30	per hour
22f.	Bin Cleaning Service	$84.30	per Bin
22g.	Cart Cleaning per Section 1.6.1.8 of Attachment B, Scope of Work	$50.58	per Cart
22h.	Bin Replacement/Exchange	$224.80	per Bin
22i.	Commercial Bin Wheel-Out Service (25' - 50')	$39.34	per bin per month
22j.	Commercial Bin Wheel-Out Service (51' - 75')	$48.08	per bin per month
22k.	Residential Backyard Wheel-Out Service for Customers (for Customers that are not a 'Disabled Person' as defined in Attachment A)	$28.10	per month
22l.	Extra Pick-up - Residential Cart	$28.10	per cart
22m.	Extra Pick-up - Commercial/Multi-family Cart	$44.96	per cart
22n.	Extra Pick-up - Commercial/Multi-family Bin	$140.50	per bin
22o.	Roll-off or Compactor Service - False or Dry Run	$281.00	per instance
22p.	Power wash/steam cleaning of enclosure	$196.70	per instance
22q.	Commercial/Multi-family Sunday Collection Service Premium (added to existing rate per container per month)	$126.31	per container per month
22r.	Roll-off/compactor overage charges - Landfill (if max weight is included in rate and load exceeds max weight - include a per ton cost)	$84.30	per ton
22s.	Roll-off/compactor overage charges - Mixed C&D (if max weight is included in rate and load exceeds max weight - include a per ton cost)	$84.30	per ton
22t.	Clean-up Bin Trip Charge	$140.50	per instance
22u.	Clean Up Bin Overweight Charge	$126.31	per ton
22v.	Roll-off Relocation Charge	$121.39	per instance
22w.	Overweight Roll-off Extra Charge if Special Vehicle is Needed to Haul Container in Excess of 10 Tons Loaded Weight (in addition to standard roll-off rate)	$281.00	per instance
22x.	Daily Rental Over 7 Days for Temporary 2,3,4, and 6-yard bins	$11.24	per day
22y.	Daily Rental Over 7 Days for Temporary 10,20,30 and 40-yard bins	$28.10	per day
22z.	Compactor cleaning charge	$196.70	per instance
22aa.	Replacement Residential Kitchen Food Scrap pail - including delivery (For new Residential Customer see Item rr for kitchen pail to be provided and delivered at no charge)	$15.00	per replacement
22bb.	Commercial Resumption of Service Charge (only after discontinuation for non-payment, includes redelivery of containers if removed from premises)	$56.20	per instance
22cc.	Residential Resumption of Service Charge (only after discontinuation for non-payment, includes redelivery of containers if removed from premises)	$56.20	per instance
22dd.	Stinger service / Scout Service - per Container per occurrence	$26.00	per Container per occurrence
22ee.	Locking Bin Installation	$28.10	per instance
22ff.	Emergency Collection, hourly rate for (1) crew and (1) vehicle	$219.18	per hour
22gg.	Bin sensor (Pilot Program described in Section 8.04.G of Contract)	$28.10	per bin sensor per month
22hh.	Bin Sensors (Optional City-Wide Program described in Section 8.04.G.1 of Contract)	$28.10	per bin sensor per month
22ii.	Bin Locking Lids Fee	$10.65	per month
22jj.	Locked Enclosure Gate Fee	$10.65	per month
22kk.	Residential - Non-containerization fee after second and subsequent written notices as described in Attachment B, Section 2.6.1	$39.34	per incident
22ll.	Commercial - Overfull Container Bins or Carts (excludes overweight temporary clean up Bins)	$0.00	no charge
22mm.	Replacement bin sensor (initial replacement at no charge. Second and subsequent replacement bin sensor will be charged at this rate. Rate shall include installation, capital cost, and licensing cost).	$28.10	per bin sensor
22nn.	Cart exchange in excess of 1 free annual exchange per Attachment B (Section 1.6.1.7). Can be exchanged for same or different cart size.	$50.58	per exchange
The Following Services will be provided to a Customer at no additional charge.			
22oo.	Commercial Bin Wheel-Out Service for a distance less than 25 feet.	$0.00	per month
22pp.	Non-damaged residential cart exchange for same or different size Cart up to 1 time per year at no charge per Attachment B, Section 1.6.1.7.	$0.00	per household
22qq.	Damaged Residential Cart replacement	$0.00	per replacement
22rr.	Residential New Customer Food Scraps kitchen pail (includes delivery)	$0.00	no charge
22ss.	Initial Distribution of Single Family Dwelling and Multi-Family unit Kitchen Pails per Sections 2.4.2 and 2.10.3 of Attachment B (includes delivery)	$0.00	no charge

ATTACHMENT E-1
Specifications for Wheeled Carts to be Supplied by Contractor

Cart Design Requirements - The Carts shall be manufactured by injection or rotational molding and meet the Cart design requirements as specified below

1.1. Cart Manufacturer - Carts shall have single-piece product design with no seams and consistent wall thickness. Contractor shall endeavor to provide Carts from the same manufacturer for MSW, Recyclable Materials and Food Scraps/Yard Trimmings throughout the Term, in order to create a uniform appearance of Cart aesthetics, shape and colors throughout the City. If, after making reasonable and timely efforts to obtain replacement Carts from the manufacturer used during the initial cart roll-out during the Term, Contractor may request City approval to provide replacement Carts from another manufacturer. City shall determine, in its sole discretion, whether the quality, features, sizes, Cart and lid colors and other characteristics of such Carts are equal to those of the Carts initially distributed and whether the proposed Carts meet the specifications in this Attachment E-1.

1.2. Capacity – Contractor shall provide Carts in three sizes for residential MSW, Recyclable Materials, and Food Scraps/Yard Trimmings Collection. Acknowledging the different sizes provided by the various Cart manufacturers, the Carts shall be uniform in appearance and must conform to the following ranges in size:

- 30 to 35-gallons,
- 60 to 70-gallons, and
- 90 to 95-gallons

1.3. Cart Handles – The Cart handles and handle mounts may be an integrally molded part of the Cart body or molded as part of the lid. Bolt-on handles are acceptable for all Carts <u>except for those that will accept Food Scraps</u>. The Cart handles will provide comfortable gripping area for pulling or pushing the Cart or lifting the lid. Pinch points are unacceptable.

1.4. Cart Lid – Each Cart shall be provided with a lid that continuously overlaps and comes in contact with the Cart body or otherwise causes an interface with the Cart body that simultaneously:

- Prevents the intrusion of rainwater, rodents, birds, and flies;
- Prevents the emission of odors;
- Enables the free and complete flow of MSW, Recyclable Materials and Food Scraps/Yard Trimmings from the container during the dump cycle without interference with the material already deposited in the truck body or the truck body itself and its lifting mechanism;
- The lid handle shall be an integrally molded part of the lid;
- Permits users of the Cart to conveniently and easily open and shut the lid throughout the serviceable life of the Cart;
- The lid (and body) must be of such design and weight that would prevent an empty Cart from tilting backward when flipping the lid open;
- The lid shall be hinged to the Cart body in such a manner so as to enable the lid to be fully opened, free of tension, to a position whereby it may rest against the backside of the Cart body; and

- The lid shall be designed to be easily removed in the event of damage or failure. The hinge assembly shall not be capable of being readily removed by the public by hand or with ordinary tools.

1.5. Foot-Hold – Each Cart shall have a foot-hold area on the back of the Cart to allow for foot placement so as to assist in tilting back the Cart prior to rolling it. If Food Scraps are being placed in the Cart, the foot hold holes shall be sealed so that Food Scrap liquids do not leak through the holes.

1.6. Stop bar – Each Food Scraps/Yard Trimmings Cart shall have a molded, sealed stop bar that prevents leakage.

1.7. Cart Colors – All carts shall be a uniform color, including the Cart body and Cart lid. The MSW, Recyclable Materials, Food Scraps/Yard Trimmings Carts will be differentiated by lid and body color. The colors shall be colorfast and resistant to fading as a result of weathering or ultraviolet degradation. Carts and lids shall be of the same matching color. The colors shall be as follows:

The color-coding scheme for all Residential Carts shall be grey for MSW Carts, green for Yard Trimmings Carts, and blue for Single Stream Recyclable Materials Carts

1.8. Wheel Design and Axle Assembly – Each Cart shall be equipped with an axle and two wheels, positioned on the bottom of the Cart to facilitate it being pushed or pulled with little effort with load weights up to its maximum load capacity as set forth in Section 2.2 of this Attachment E. If Food Scraps are being placed in the Cart, the axle holes shall be sealed so that Food Scrap liquids do not leak through the holes.

1.9. Identification Markings – For all new Carts distributed during the Term of the Agreement, the following markings shall be permanently marked on the exterior lid of each container in character size of no less than ***one (1) inch***, the phrases:

In character size in the range of ***1/4 to 3/4 inch***, the following phrases:

DO NOT PLACE FLAMMABLE PRODUCTS

OR HOT ASHES IN THIS CONTAINER

DO NOT DISPOSE OR HAZARDOUS MATERIALS

IN THIS CONTAINER

NO PONGA PRODUCTOS INFLAMABLES O CENIZAS EN ESTE NO PONGA MATERIALS PELIGROSOS EN ESTE RECIPIENTE

In character size in the range of ***1/4 to 3/4 inch***, the following item:

IDENTIFICATION CODE

The following markings shall be on the backside of the Cart.

In character size of no less than ***1/4 inch***, the phrase:

DO NOT TILT OR ROLL CONTAINER WITH LID OPEN

NO RUEDE EL RECIPIENTE CON LA TAPA ABIERTA

An arrow (at least 3 inches by 5 inches) shall be placed on the lid, indicating the direction of Cart placement.

In character size of no less than ***3/16 inch***, the phrase:

PLACE CONTAINER WITH ARROW FACING STREET FOR COLLECTION

COLOQUE EL RECIPIENTE CON LAS FLECHAS HACIA LA CALLE

1.10. Sticker Attachment Area - Cart lids shall have a molded depression no less than 5 inches tall and 11 inches wide where the Contractor shall attach a color, weather-proof adhesive label indicating the materials accepted in each of the Carts. Decals shall comply with the specifications set forth in Attachment B, Section 1.

1.11. Additional Parts – All parts necessary for the Cart to be complete and ready for operation and use by the residents of the City shall be furnished by the Contractor.

1.12. Replacement Parts – All replacement and repair parts and components shall be of the same or better quality as the original parts provided to the City and must meet the same requirements as set forth in Section 2 of this Attachment E – Cart Performance Requirements.

1.13. Recycled Content – All Carts shall contain at least 10% Post-Consumer Recycled Content and at least 50% Post Industrial Recycled Content.

1.14. Cart Identification System – All Carts shall have a unique serial number, and/or barcode, and/or RFID device for tracking inventory and linking inventory back to accounts.

2. Cart Performance Requirements – All Carts shall be designed and manufactured to meet the minimum performance requirements described below.

2.1 Minimum Service Life – Carts shall have the capability for continual, uninterrupted use as MSW, Recyclable Materials and Food Scrap/Yard Trimmings Carts in Residential applications as set forth in the Agreement for a minimum period of ten (10) years, herein referred to as the "Minimum Service Life." The Minimum Service Life shall be measured from the date of delivery or distribution.

2.2 Cart Load Capacity – Depending on the capacity, the Carts shall have a minimum load capacity as noted below without Cart distortion, damage, or reduction in maneuverability or any other functions as required herein.

Cart Size (Gallons)	Minimum Load Capacity (LBS)
90-95	200
60-70	130
30-35	70

2.3 Cart Durability – Carts shall remain durable, and at a minimum, shall meet the follow durability requirements to satisfy its intended use and performance, for a period of ten (10) years:

- Maintain its original shape and appearance;
- Be resistant to kicks and blows;
- Require no routine maintenance and essentially be maintenance free;
- Not warp, crack, rust, discolor, or otherwise deteriorate over time in a manner that will interfere with its intended use;
- Resist degradation from ultraviolet radiation;
- Be incapable of penetration by biting or clawing of household pets (i.e., dogs and cats);
- The bottoms of Cart bodies must remain impervious to any damage, that would interfere with the Cart's intended use after repeated contact with gravel, concrete, asphalt or any other rough and abrasive surface;
- All wheel and axle assemblies are to provide continuous maneuverability and mobility as originally designed and intended; and,
- Resist degradation by other airborne gases or particulate matter currently present in the ambient air of the City.

2.4 Chemical Resistant – Carts shall resist damage from common household or residential products and chemicals. Carts, also, shall resist damage from human and animal urine and feces.

2.5 Stability and Maneuverability – The Carts shall be stable and self-balancing in the upright position, when either empty or loaded to its maximum design capacity with an evenly distributed load, and with the lid in either a closed or open position.

All Carts shall be capable of maintaining the upright position in sustained or gusting winds of up to 25 miles per hour as applied from any direction.

The Carts shall be capable of being easily moved and maneuvered, with an evenly distributed load equal in weight to its maximum design capacity on a level, sloped or stepped surface.

2.6 Lid Performance – Cart lid assemblies shall meet the following minimum requirements:

- Prevent damage to the Cart body, the lid itself, and to any component parts through repeated opening and closing of the lid by Residents or in the dumping process as intended;
- Remain closed in winds up to 25 miles per hour from any direction. All lid hinges must remain fully functional and continually hold the lid in the original designed and intended positions when either opened or closed; and,
- Lids shall be designed and constructed such that it prevents physical injury to the user while opening and closing the Cart.

2.7 Reparability – Minor cracks, holes, and other damages to hinges, wheels, axle, hardware, and other component parts shall be readily repairable by the Contractor's personnel with minimum training and supervision. All repairs shall be capable of being performed by one person in the field. All repairs must restore the container to its full functionality to meet the design and performance requirements as set for herein.

3. Cart Ownership and Maintenance Responsibilities – Contractor shall be responsible for Cart repair and maintenance, graffiti removal, and replacing lost, stolen or damaged Carts at no additional charge to the Customer or to the City. Contractor shall own the Carts during the Term. The City reserves the right to have the Contractor remove the carts at the end of the Term at no charge to the City.

The numbers, specifications, and types of Containers shall be furnished by Contractor, as described in Attachment E-2.

PROPOSAL FORM 12: NUMBERS AND TYPES OF NEW CONTAINERS TO BE FURNISHED BY CONTRACTOR

CR&R is proposing to use new automated carts for the collection of solid waste, recyclables, and organics. Further, the carts provided by CR&R shall meet all the design and performance requirements. CR&R proposes the use of Toter (or similar), two-wheel carts for curbside residential services. CR&R will fully comply with the City's requirement that all carts contain at least 10% Post-Consumer Recycled Content and at least 50% Post Industrial Recycled Content. Toter carts are manufactured using medium density polyethylene with the company's Advanced Rotational Molding™ process. This provides a superior strength-to-weight ratio not found in standard injection-molded carts and boasts the industry's lowest warranty claim rate.

Toter is now offering a *100% recycled cart* that has not been deployed in California at this time. The only cart body color available is black. If the City is interested in this 100% recycled residential cart, CR&R would be happy to order and deliver these containers with the appropriate lid color in accordance with SB 1383 Regulations at no additional charge.

CR&R will include serial numbers as the main compliance mechanism for Attachment E-1. Serial numbers are tied to the CR&R CRM system (SoftPak), which allows the recording of cart service events. Additionally, our cart inventory department utilizes the serial numbers for cart inventory tracking.

AUTOMATED CART SPECIFICATIONS

35 Gallon Cart	Approximately 25" deep x 20" wide x 39" tall Load Rating: 112 lbs. Wheel Diameter: 10"
65 Gallon Cart	Approximately 32" deep x 25" wide x 42" tall Load Rating: 224 lbs. Wheel Diameter: 10"
95 Gallon Cart	Approximately 35" deep x 29" wide x 43" tall Load Rating: 335 lbs. Wheel Diameter: 10"

Cart Colors

Carts will be provided in distinct colors to designate the appropriate material placement: green for organic material, blue for recyclable material, and black for material to be disposed at the landfill.

Images of the proposed cart lids and cart bodies are shown below.

Commercial and Multifamily Bins

CR&R proposes all new bins for the Cities of Lake Forest and Laguna Hills. These bins will feature graffiti-resistant paint and will fully comply with the CalRecycle color requirements of SB 1383. CR&R's proposed rates include the provision of reflective fluorescent taping on all commercial and multi-family bins in service within the City, as required by SB 1111.

Split Bins will also be made available for commercial and multifamily customers where space constraints would otherwise preclude their participation in a recycling program.

Roll-Off Boxes

CR&R proposes to offer 10 cubic-yard and 40 cubic-yard roll-off boxes for the Cities. All roll-off boxes will be new and unused as specified in the RFP.

Inventory Management

CR&R is aware of disruptions over the past few years on bin, cart, and roll-off inventory. In anticipation of the franchise award, CR&R currently has in place with our container vendor a "just-in-time" inventory agreement with thousands of containers on hand, which are being stored directly with our vendor. Additionally, over 50,000 square feet of warehouse space is also available in Stanton for storage of anticipated early container production and delivery. CR&R will also work with the City to begin container delivery ahead of the franchise agreement start date.

Manufacturer and Fabrication Information

- Steel Container Manufacturer: Consolidated Fabricators located at 4600 South Santa Fe, Vernon, CA 90058
- CR&R Fabrication Department, located at Orangewood, Stanton, CA 90680

MSW, Recycling, Food Scraps/Yard Trimmings and Stable Bedding/Manure Containers for Residential Premises	Quantity Lake Forest	Quantity Laguna Hills	Unit Price
Item: MSW			
35-gallon wheeled cart with hinged lid	1,213	651	$40.87
65-gallon wheeled cart with hinged lid	5,094	5,095	$45.45
95-gallon wheeled cart with hinged lid	15,816	3,561	$64.48
Item: Recycling			
35-gallon wheeled cart with hinged lid	1,202	744	$40.87
65-gallon wheeled cart with hinged lid	5,165	5,440	$45.45
95-gallon wheeled cart with hinged lid	15,639	3,179	$64.48
Item: Yard Trimmings/Food Scraps			
35-gallon wheeled cart with hinged lid	5,087	524	$40.87
65-gallon wheeled cart with hinged lid	2,756	4,690	$45.45
95-gallon wheeled cart with hinged lid	14,287	3,710	$64.48
Item: Stable Bedding and Manure			
35-gallon wheeled cart with hinged lid		0	$40.87
65-gallon wheeled cart with hinged lid		38	$45.45
95-gallon wheeled cart with hinged lid		116	$64.48

MSW Containers for Commercial and Multi-Family Customers	Quantity Lake Forest	Quantity Laguna Hills	Unit Price
35-gallon wheeled cart with hinged lid	4	4	$40.87
65-gallon wheeled cart with hinged lid	158	16	$45.45
95-gallon wheeled cart with hinged lid	8	35	$64.48
1-cubic yard bin			
1.5-cubic yard bin			
2-cubic yard bin	62	26	$853.84
Split 2-cubic yard bin*	3		$922.15
3-cubic yard bin	1029	425	$948.48
Split 3-cubic yard bin*	156		$1,024.36
4-cubic yard bin	261	95	$1,043.12
Split 4-cubic yard bin*			
6-cubic yard bin	6		$1,232.40
Split 6 cubic yard bin*			
10-cubic yard roll-off			
20-cubic yard roll-off			
30-cubic yard roll-off			
40-cubic yard roll-off			

*Report number of split bins *only* in the MSW table to avoid double counting.

Recycling Containers for Commercial and Multi-Family Customers	Quantity: Lake Forest	Quantity: Laguna Hills	Unit Price
35-gallon wheeled cart with hinged lid	10	5	$40.87
65-gallon wheeled cart with hinged lid	14	13	$45.45
95-gallon wheeled cart with hinged lid	15	30	$64.48
1-cubic yard bin			$0.00
2-cubic yard bin	103	19	$853.84
3-cubic yard bin	767	213	$948.48
4-cubic yard bin	111	30	$1,043.12
6-cubic yard bin			$1,232.40
10-cubic yard roll-off			$1,024.36
20-cubic yard roll-off			$1,043.12
30-cubic yard roll-off			$0.00
40-cubic yard roll-off			$1,232.40

Food Scraps Containers for Commercial and Multi-Family Customers	Quantity: Lake Forest	Quantity: Laguna Hills	Unit Price
35-gallon wheeled cart with hinged lid	336	1	$40.87
65-gallon wheeled cart with hinged lid	226	74	$45.45
2-cubic yard bin	43	13	$853.84

Co-Collected Food Scraps and Yard Trimmings Containers for Commercial and Multi- Family Customers	Quantity: Lake Forest	Quantity: Laguna Hills	Unit Price
35-gallon wheeled cart with hinged lid	7	0	$40.87
65-gallon wheeled cart with hinged lid	5	1	$45.45
2-cubic yard bin	1	0	$853.84

Yard Trimmings Containers for Commercial and Multi-Family Customers	Quantity: Lake Forest	Quantity: Laguna Hills	Unit Price
35-gallon wheeled cart with hinged lid	34	0	$40.87
65-gallon wheeled cart with hinged lid	23	7	$45.45
2-cubic yard bin	4	1	$853.84

Compactors and Roll-Off Boxes	Quantity: Lake Forest	Quantity: Laguna Hills	Unit Price
2-cubic yard compactors		2	$15k-$25k
3-cubic yard compactors		1	$15k-$25k
4-cubic yard compactors			
6-cubic yard compactors			
10-yard compactors			
20-yard compactors			
30-yard compactors	2		$25k-$35k
Other compactors (indicate size)	19 (40 yard)	3 (40 yard)	$25k-$35k
10-yard roll-off boxes	5	5	$5,500.00
20-yard roll-off boxes			
25-yard roll-off boxes			
30-yard roll-off boxes	5	2	$7,800.00
40-yard roll-off boxes	20	10	$8,600.00
Other			

This Proposal Form 12 will become Attachment E-2 to the final Agreement.

Proposed Collection Vehicle Vendor Contact Information

- **AmRep/WasteQuip**
  Rob Strange
  1555 S. Cucamonga Avenue, Ontario, CA 91761
  (909) 215-2259
  (909) 923-0430
  rstrange@amrepinc.com

- **Rush Truck Centers of California**
  Ray Gamez
  8830 East Slauson Avenue, Pico Rivera, CA. 90660
  (949) 355-4382
  (562) 566-1865
  gamezr@rushenterprises.com

Noise Monitoring and Compliance

In compliance with Section 5.09.B, CR&R will work with a third party to ensure that all noise levels during the stationary compaction process shall not exceed 75 decibels as stated within the draft franchise agreement. Please refer to letter of intent provided by Yorke Engineering, LLC at the end of this form.

Table 8.1. Vehicle Allocation Assuming Cross-Jurisdictional Routing Efficiencies between Lake Forest and Laguna Hills

Vehicle Type	*Manufacturer Truck/Body*		*Model Year*	*Route*	*Type of Fuel (e.g., CNG, biodiesel, LNG, battery electric, hydrogen etc.)*	*Cost*	FTE Driver *(if not FTE, include percentage FTE and what other duties they are assigned)*	Approx. % of Vehicle that Operates in Lake Forest	Approx. % of Vehicle that Operates in Laguna Hills
	Truck	Body	*(CM to put 2025)*						
Side-loader	Peterbilt	Amrep	2025	Resi MSW	RNG	$407,880	1	100%	
Side-loader	Peterbilt	Amrep	2025	Resi MSW	RNG	$407,880	1	100%	
Side-loader	Peterbilt	Amrep	2025	Resi MSW	RNG	$407,880	1	100%	
Side-loader	Peterbilt	Amrep	2025	Resi MSW/Recy	RNG	$407,880	1	100%	
Side-loader	Peterbilt	Amrep	2025	Resi Recy	RNG	$407,880	1	100%	
Side-loader	Peterbilt	Amrep	2025	Resi Recy	RNG	$407,880	1	100%	
Side-loader	Peterbilt	Amrep	2025	Resi Recy	RNG	$407,880	1	100%	
Side-loader	Peterbilt	Amrep	2025	Resi Org	RNG	$407,880	1	100%	
Side-loader	Peterbilt	Amrep	2025	Resi Org	RNG	$407,880	1	100%	
Side-loader	Peterbilt	Amrep	2025	Resi Org	RNG	$407,880	1	100%	
Side-loader	Peterbilt	Amrep	2025	Resi MSW	RNG	$407,880	1		100%
Side-loader	Peterbilt	Amrep	2025	Resi MSW	RNG	$407,880	1		100%
Side-loader	Peterbilt	Amrep	2025	Resi Recy	RNG	$407,880	1		100%
Side-loader	Peterbilt	Amrep	2025	Resi Recy/Org	RNG	$407,880	1		100%
Side-loader	Peterbilt	Amrep	2025	Resi Org	RNG	$407,880	1		100%
Front-loader	Peterbilt	Amrep	2025	Comm MSW	RNG	$408,807	1	100%	
Front-loader	Peterbilt	Amrep	2025	Comm MSW	RNG	$408,807	1	100%	
Front-loader	Peterbilt	Amrep	2025	Comm MSW	RNG	$408,807	1	100%	
Front-loader	Peterbilt	Amrep	2025	Comm MSW	RNG	$408,807	1	100%	
Front-loader	Peterbilt	Amrep	2025	Comm MSW	RNG	$408,807	1	100%	
Front-loader	Peterbilt	Amrep	2025	Comm MSW	RNG	$408,807	1	100%	
Front-loader	Peterbilt Lightweight	Amrep	2025	Comm Recy	RNG	$394,807	1	100%	
Front-loader	Peterbilt Lightweight	Amrep	2025	Comm Recy	RNG	$394,807	1	100%	
Front-loader	Peterbilt Lightweight	Amrep	2025	Comm Recy	RNG	$394,807	1	100%	
Front-loader	Peterbilt Lightweight	Amrep	2025	Comm Recy	RNG	$394,807	1	100%	
Front-loader	Peterbilt	Amrep	2025	Comm MSW	RNG	$408,807	1		100%
Front-loader	Peterbilt	Amrep	2025	Comm MSW	RNG	$408,807	1		100%
Front-loader	Peterbilt	Amrep	2025	Comm MSW/Recy	RNG	$408,807	1		100%

Table 8.1. Vehicle Allocation Assuming Cross-Jurisdictional Routing Efficiencies between Lake Forest and Laguna Hills

Vehicle Type	*Manufacturer Truck/Body*		*Model Year*	*Route*	*Type of Fuel (e.g., CNG, biodiesel, LNG, battery electric, hydrogen etc.)*	*Cost*	FTE Driver *(if not FTE, include percentage FTE and what other duties they are assigned)*	Approx. % of Vehicle that Operates in Lake Forest	Approx. % of Vehicle that Operates in Laguna Hills
	Truck	Body	*(CM to put 2025)*						
Front-loader	Peterbilt Lightweight	Amrep	2025	Comm Recy	RNG	$408,807	1		100%
Front-loader	Peterbilt	Amrep	2025	Comm Organics	RNG	$408,807	27% - Other Cities	27%	
Front-loader	Peterbilt	Amrep	2025	Comm Organics	RNG	$408,807	9% - Other Cities		9%
Rolloff	Peterbilt	NA	2025	Rolloff	RNG	$362,250	1	100%	
Rolloff	Peterbilt	NA	2025	Rolloff	RNG	$362,250	1	50%	50%
Rolloff	Peterbilt	NA	2025	Rolloff	RNG	$362,250	25% - Other Cities		25%
Bin Delivery	International eMV	NA	2025	Bin Delivery	Electric	$250,000	10% - Other Cities	7.5%	2.5%
Box	International eMV	NA	2025	HHW Collection	Electric	$250,000	5% - Other Cities	3.8%	1.3%
Scout	Chevy	NA	2025	Scout	Gasoline	$75,000	10% - Other Cities	7.5%	2.5%
Route Manager	Chevy	NA	2025	Pickup	Gasoline	$55,000	1	75%	25%

Table 8.2. Vehicle Allocation Needed to Service Lake Forest Only (assuming *No* Cross-Jurisdictional Routing Efficiencies between Lake Forest and Laguna Hills)

Vehicle Type	Manufacturer		Model Year	Route	Type of Fuel	Cost	FTE Driver
	Truck	Body					
Side-loader	Peterbilt	Amrep	2025	Resi MSW	RNG	$407,880	1
Side-loader	Peterbilt	Amrep	2025	Resi MSW	RNG	$407,880	1
Side-loader	Peterbilt	Amrep	2025	Resi MSW	RNG	$407,880	1
Side-loader	Peterbilt	Amrep	2025	Resi MSW/Recy	RNG	$407,880	1
Side-loader	Peterbilt	Amrep	2025	Resi Recy	RNG	$407,880	1
Side-loader	Peterbilt	Amrep	2025	Resi Recy	RNG	$407,880	1
Side-loader	Peterbilt	Amrep	2025	Resi Recy	RNG	$407,880	1
Side-loader	Peterbilt	Amrep	2025	Resi Org	RNG	$407,880	1
Side-loader	Peterbilt	Amrep	2025	Resi Org	RNG	$407,880	1
Side-loader	Peterbilt	Amrep	2025	Resi Org	RNG	$407,880	1
Front-loader	Peterbilt	Amrep	2025	Comm MSW	RNG	$408,807	1
Front-loader	Peterbilt	Amrep	2025	Comm MSW	RNG	$408,807	1
Front-loader	Peterbilt	Amrep	2025	Comm MSW	RNG	$408,807	1
Front-loader	Peterbilt	Amrep	2025	Comm MSW	RNG	$408,807	1
Front-loader	Peterbilt	Amrep	2025	Comm MSW	RNG	$408,807	1
Front-loader	Peterbilt	Amrep	2025	Comm MSW	RNG	$408,807	1
Front-loader	Peterbilt Lightweight	Amrep	2025	Comm Recy	RNG	$394,807	1
Front-loader	Peterbilt Lightweight	Amrep	2025	Comm Recy	RNG	$394,807	1
Front-loader	Peterbilt Lightweight	Amrep	2025	Comm Recy	RNG	$394,807	1
Front-loader	Peterbilt Lightweight	Amrep	2025	Comm Recy	RNG	$394,807	1

Table 8.2. Vehicle Allocation Needed to Service <u>Lake Forest</u> Only (assuming *<u>No</u>* Cross-Jurisdictional Routing Efficiencies between Lake Forest and Laguna Hills) (Cont.)

Vehicle Type	Manufacturer		Model Year	Route	Type of Fuel	Cost	FTE Driver
	Truck	Body					
Front-loader	Peterbilt	Amrep	2025	Comm Organics	RNG	$408,807	27% -Other Cities
Rolloff	Peterbilt	NA	2025	Rolloff	RNG	$362,250	1
Rolloff	Peterbilt	NA	2025	Rolloff	RNG	$362,250	50% - Laguna Hills
Bin Delivery	International eMV	NA	2025	Bin Delivery	Electric	$250,000	7.5% - Other Cities
Box	International eMV	NA	2025	HHW Collection	Electric	$250,000	3.8% - Other Cities
Scout	Chevy	NA	2025	Scout	Gasoline	$75,000	7.5% - Other Cities
Route Mgr.	Chevy	NA	2025	Pickup	Gasoline	$55,000	75% - Laguna Hills

This Table 8.2 in Proposal Form 8 will become Attachment F-1.2 to the final Agreement.

Table 8.3. Vehicle Allocation Needed to Service Laguna Hills Only (assuming *No* Cross-Jurisdictional Routing Efficiencies between Lake Forest and Laguna Hills)

Vehicle Type	Manufacturer		Model Year	Route	Type of Fuel	Cost	FTE Driver
	Truck	Body					
Rolloff	Peterbilt	NA	2025	Rolloff	RNG	$362,250	1
Side-loader	Peterbilt	Amrep	2025	Resi MSW	RNG	$407,880	1
Side-loader	Peterbilt	Amrep	2025	Resi MSW	RNG	$407,880	1
Side-loader	Peterbilt	Amrep	2025	Resi Recy	RNG	$407,880	1
Side-loader	Peterbilt	Amrep	2025	Resi Recy/Org	RNG	$407,880	1
Side-loader	Peterbilt	Amrep	2025	Resi Org	RNG	$407,880	1
Front-loader	Peterbilt	Amrep	2025	Comm MSW	RNG	$408,807	1
Front-loader	Peterbilt	Amrep	2025	Comm MSW	RNG	$408,807	1
Front-loader	Peterbilt	Amrep	2025	Comm MSW/Recy	RNG	$408,807	1
Front-loader	Peterbilt Lightweight	Amrep	2025	Comm Recy	RNG	$394,807	1
Front-loader	Peterbilt	Amrep	2025	Comm Organics	RNG	$408,807	9% - Other Cities
Rolloff	Peterbilt	NA	2025	Rolloff	RNG	$362,250	50%- Lake Forest
Rolloff	Peterbilt	NA	2025	Rolloff	RNG	$362,250	25% - Other Cities
Bin Delivery	International eMV	NA	2025	Bin Delivery	Electric	$250,000	2.5% - Other Cities
Box	International eMV	NA	2025	HHW Collection	Electric	$250,000	1.3% - Other Cities
Scout	Chevy	NA	2025	Scout	Gasoline	$75,000	2.5% - Other Cities
Route Mgr.	Chevy	NA	2025	Pickup	Gasoline	$55,000	25%- Lake Forest

This Table 8.3 in Proposal Form 8 will become Attachment F-1.3 to the final Agreement.

Yorke
ENGINEERING, LLC
www.YorkeEngr.com

January 30, 2024

Mr. Dennis Maisano
Director of Health and Safety
CR&R Environmental Services
11292 Western Avenue
Stanton, CA 90680
Work: (714) 890-6300 x2237
Cell: (714) 398-5001
E-mail: DennisM@CRRMail.com

Subject: Proposal – Industrial Hygiene Support – Noise Monitoring and Evaluation

Dear Mr. Maisano:

Thank you for this opportunity to assist CR&R Environmental Services (CR&R) by providing industrial hygiene noise monitoring services.

YORKE ENGINEERING, LLC COMPANY BACKGROUND

Yorke Engineering, LLC (Yorke) was founded in 1996 to provide environmental, health, and safety (EH&S) services, including industrial hygiene, safety, air quality, water, and hazardous waste services, to clients in government and industry. We have 12 offices across the State of California, including one near your facility in Los Angeles. Since our founding, we have served over 1,850 clients, including waste management and recycling organizations, cities, counties, manufacturing companies, power generation facilities, utilities, hospitals, large industrial facilities, petroleum distribution and refining operations, chemical manufacturing companies, and special districts, among others. We have created client EH&S programs, acted as on-site support for EH&S departments, supported project design with air and noise surveys and modeling, performed qualitative and quantitative industrial hygiene assessments, audited facilities for program completeness and compliance, and investigated indoor air quality issues. We routinely work with and are well respected by various agency staff, such as the federal Occupational Safety and Health Administration and the California Division of Occupational Safety and Health (OSHA and Cal/OSHA), Region IX of the United States Environmental Protection Agency (U.S. EPA), local Certified Unified Program Agencies (CUPAs), California Air Resources Board (CARB), and local California air districts.

INDUSTRIAL HYGIENE AND SAFETY QUALIFICATIONS

Yorke has completed over 7,500 EH&S projects that encompass a wide variety of industrial hygiene and safety areas, including air monitoring and indoor air quality investigations, compliance audits, Health and Safety Plans, ergonomics evaluations, Hazard Communication Plans, laboratory safety, Personal Protective Equipment (PPE) evaluations, workplace safety training modules, and noise exposure evaluations, among many others. All of Yorke's projects completed by our team of safety and industrial hygiene specialists are overseen by a Certified Industrial Hygienist (CIH) or Certified Safety Professional (CSP). Staff members at Yorke come from various occupational health and safety, science, and engineering academic backgrounds.

LOS ANGELES/ORANGE COUNTY/RIVERSIDE/VENTURA/SAN DIEGO/FRESNO/BERKELEY/BAKERSFIELD
31726 Rancho Viejo Road, Suite 218 ▼ San Juan Capistrano, CA 92675 ▼ Tel: (949) 248-8490 ▼ Fax: (949) 248-8499

CR&R INCORPORATED environmental services
100% post-consumer recycled content

Yorke staff understand the OSHA and Cal/OSHA regulations and how they specifically relate to industrial, construction, or office environments.

Specifically for this proposal, Yorke staff have completed hundreds of noise monitoring projects, both with personal and area noise evaluations, and air monitoring and air sampling projects for a wide array of workplace hazards, including metals (e.g., welding fumes, aluminum, manganese, beryllium, copper, lead, total and hexavalent chromium, etc.), volatile organic chemicals (e.g., toluene, benzene, acetone, methyl ethyl ketone, alcohols, mineral spirits, etc.), silica and other particulate types, specialized manufacturing-related contaminants (e.g., oil mist, acid mists, ozone, nitrogen oxides, isocyanates, and aldehydes), office environment chemicals, etc. Yorke is also familiar with a wide range of field monitoring instruments and techniques, keeping abreast of emerging technologies to provide accurate and expedient solutions to difficult sampling problems. Yorke understands exactly which OSHA-compliant test and sampling methods to use for each of the various chemicals and/or environments, so the results will be valid and accepted by OSHA or Cal/OSHA.

QUALITY ASSURANCE/QUALITY CONTROL

All project documents/deliverables, regulatory analysis, methodology and calculations, and agency submittals undergo a quality review by a technical expert to ensure completeness and accuracy. All Yorke deliverables also go through an internal review by a Technical Editor, who edits documents for formatting, grammar, spelling, and consistency. Finally, all industrial hygiene and safety project deliverables are reviewed by a CIH or CSP to assure they provide a record of compliance.

For more information on Yorke, please visit our website at www.YorkeEngr.com.

BACKGROUND

We understand CR&R is currently seeking area noise sampling services to document and evaluate noise levels generated from trash pickup trucks during trash collection in two neighborhoods. CR&R is anticipating entering into a contract with the Cities of Laguna Hills and Lake Forest (the Cities). Conducting annual noise testing is part of their contract with the Cities and must be performed on an annual basis in the months of March and April. The noise testing is estimated to start in 2026 and continue for a total of 5 years.

SCOPE OF WORK

The scope of work includes the effort to determine noise levels generated from each trash truck within CR&R's fleet on an annual basis for 5 years starting in 2026. Trash trucks operate in the field between the hours of 7 a.m. and 7 p.m. to collect trash in two neighborhoods. The sampling would encompass noise level readings during collection only, not during dumping at the landfill.

We will perform the following tasks as necessary on an annual basis:

Task 1 – Preparation for Site Visit and Finalizing Sampling Plan

Yorke will evaluate the information provided by CR&R to create a detailed sampling plan. The sampling plan will include the trucks to be evaluated, locations, and appropriate methodology to meet the Cities' requirements. Yorke will calibrate the sampling equipment per the manufacturers'

recommendations and in accordance with best industry practices. We will also prepare the appropriate survey paperwork required to document and analyze the collected noise exposure data.

Yorke will coordinate the field visits with CR&R's designated company representative in order to prepare for the sampling event. Yorke may request the collection route schedule, fleet information, timing, and duration of collection and will provide information on the equipment placement, what the employees can expect, etc., which can be passed on to the employees to orient them.

Task 2 – On-Site Noise Sampling and Data Preparation

Yorke proposes to collect area noise data from no more than 30 trash pickup trucks to evaluate noise levels generated during trash collection. A sound level meter will be utilized to collect sound level readings on the A-scale, slow response setting, at a distance of 25 feet from the vehicle at an elevation of 5 feet above ground level during the compaction process. We would expect to be on-site for approximately 8 hours per day for up to 5 business days to collect the necessary data. In order to have quality survey results and interpretation, while on-site, we will be observing other operational sources of noise, and other activities that could contribute to the overall noise levels in the environment.

After the site visit, the data collected by the sound level meter will be tabulated and compared with the Lake Forest and Laguna Hills noise ordinance of 75 decibels, A-scale (dBA). The table below lists the proposed sampling plan.

Table 1: Noise Sample Analyses

Location/Tasks	Analyte	Test Method	Monitoring Method	# of Samples
Trash Collection Vehicles Within the City Boundaries of Lake Forest and Laguna Hills	Noise	Direct Reading Instrument	A-Scale, Slow Response: Max, Average, and Peak Values	30 Trash Collection Vehicles per Year

Task 3 – Cover Letter and Certificates with Noise Data Results

Yorke will provide a certificate for each tested collection vehicle with information identifying the vehicle that was tested, the test results, and whether the test results met or failed to meet the Laguna Hills and Lake Forest noise ordinance of 75 dBA. In addition, the certificates will be accompanied by a cover letter that details the sampling methodology, tabulated results with comments regarding other noise sources in the environment, and calibration certificates for the sampling equipment.

If requested, Yorke will review the results in a conference to answer questions and discuss any concerns.

Deliverable: Cover Letter and Certificates for 30 Trash Collection Vehicles

COST ESTIMATE

We propose to perform this effort on a fixed price basis for 5 years beginning in 2026.

Table 2: Project Cost Estimate for 2026

Task	Description	Cost Estimate
1	Preparation for Site Visit and Finalizing Sampling Plan	$1,475.00
2	On-Site Noise Sampling and Data Preparation	$6,025.00
3	Cover Letter and Certificates with Noise Data Results	$2,511.00
	Labor Subtotal	**$10,011.00**
	Equipment/Sampling Subtotal	**$400.00**
	ODCs (Mileage) Subtotal	**$254.00**
	Total Estimate for 2026	**$10,665.00**

The estimated cost of noise monitoring for 4 subsequent years is provided in Table 3 below.

Table 3: Cost Estimate for 4 Additional Years of Noise Monitoring*

Year	Cost Estimate
2027	$11,015.00
2028	$11,380.00
2029	$11,755.00
2030	$12,140.00

*Includes 3.5% annual escalation of labor costs.

Assumptions

In preparation of our estimate, we have made the following assumptions:

- CR&R will complete and return any information requested in a timely manner;
- Yorke will provide all monitoring equipment needed to perform the outlined analysis;
- The sampling date can be scheduled at least 1 week in advance to allow for preparation and procurement of the required rental sampling equipment;
- Inclement weather conditions may cause a delay in scheduling;
- Yorke will provide five (8-hour) business days per year for the annual on-site data collection as outlined within this proposal; additional charges may apply based on the above hourly rate for additional time; and
- One consolidated set of comments will be incorporated into the final report.

AUTHORIZATION TO PROCEED

If you concur with our proposal, you may simply fax [(949) 248-8499] or e-mail back this signed contract for us to begin, or if you prefer you may incorporate this proposal into your own purchase order or contract. The terms and conditions for performing this effort are contained in Attachment A.

Thank you again for this opportunity to assist in this project, and we look forward to working with you. If you have any questions, please call me at (949) 248-8490.

Sincerely,

Brian A. Yorke
Director of Operations & Marketing
Contracts@YorkeEngr.com

Yorke
ENGINEERING, LLC
www.YorkeEngr.com

ATTACHMENT A

Yorke Engineering, LLC Terms and Conditions

Scope of Services

Yorke Engineering, LLC ("Yorke") agrees to perform the services particularly described in the agreement to which these terms are attached. The services are to be performed by Yorke as a consultant to CR&R Environmental Services (CLIENT).

Compensation

CLIENT agrees to pay, and Yorke agrees to accept, compensation in accordance with the agreement to which these terms are attached. Payment will be made Net 30 days.

Responsibility of Yorke Engineering

Yorke is an independent contractor. CLIENT shall not direct the services or the means for accomplishment of the services to be performed. CLIENT, however, retains the right to require the services provided by Yorke to meet specific standards and requirements of the project without regard to the manner and means of accomplishment thereof.

Termination

CLIENT may terminate this contract for its convenience. Yorke shall be compensated for services provided to the date of termination. If Yorke persistently fails to provide the services in a manner satisfactory to CLIENT, then CLIENT may terminate this contract. Yorke shall be compensated for completed and useful services provided to the date of termination.

Choice of Law/Jurisdiction

This contract shall be subject to the laws of the State of California. Jurisdiction of litigation shall be in that state.

Severability

If any part of this contract is found to conflict with applicable laws, such part shall be null and void, but the remainder of this contract shall be in full force and effect.

Limitation of Liability

It is specifically agreed by and between Yorke and CLIENT, as a reasonable allocation of risks hereunder, that in no event shall Yorke's liability (including Yorke's employees, subcontractors, and consultants) to CLIENT exceed:

A. As to liabilities relating to defects of design, remedial action, failure to render services, ordinary negligence, errors and omissions, permitting, and other similar actions arising under any individual project, not more than the dollar value of the applicable project; or

B. As to all other remaining liabilities of every kind or nature, the sum of $5,000.00 in aggregate for all such liabilities under this contract.

CLIENT agrees that any claim for damages filed against Yorke by CLIENT or any contractor or subcontractor hired directly or indirectly by CLIENT will be filed solely against Yorke or its

LOS ANGELES/ORANGE COUNTY/RIVERSIDE/VENTURA/SAN DIEGO/FRESNO/BERKELEY/BAKERSFIELD
31726 Rancho Viejo Road, Suite 218 ▼ San Juan Capistrano, CA 92675 ▼ Tel: (949) 248-8490 ▼ Fax: (949) 248-8499

CR&R INCORPORATED environmental services
100% post-consumer recycled content

successors or assigns and that no individual person shall be made personally liable for damages, in whole or in part.

All claims by CLIENT shall be deemed relinquished unless filed within one (1) year after substantial completion of the services.

Consequential Damages

Yorke shall not be liable to CLIENT for any incidental, indirect, special, or consequential damages (including but not limited to damages for loss of use, power, business good will, revenue, or profit, nor for increased expenses or business interruption) arising out of or related to the performance or non-performance of this contract and related project.

Non-Solicitation and Recruiting Fees

During the term of this agreement and for 2 years from the date the agreement is terminated, CLIENT will not directly or indirectly, on their own behalf or on behalf of or in conjunction with any person or legal entity, recruit, solicit, or induce, or attempt to recruit, solicit, or induce, any Yorke employee for employment.

If a violation of the Non-Solicitation portion of this agreement is discovered, or the CLIENT chooses to hire the aforementioned Yorke employee, the CLIENT agrees to pay Yorke a fee equal to an amount of 75% of the Yorke employee's current salary within 10 business days as a recruiting fee.

Indemnity

Yorke agrees to indemnify CLIENT, its directors, employees, and officers, from and against only those direct claims, causes of action, liabilities, costs, or expenses, including reasonable attorneys' fees (excluding consequential and indirect damages) finally awarded and attributable directly to bodily injury, death, or property damage that CLIENT incurs as a result of actions and that arises directly out of and to the extent of Yorke's negligent acts or willful misconduct in and occurring during the performance of this contract. CLIENT shall provide Yorke reasonable assistance in defense or settlement of such claims. All of the indemnity and other provisions of this paragraph shall also reciprocally apply so that CLIENT is the indemnitor and Yorke is the indemnitee in a corresponding indemnity by CLIENT in favor of Yorke. In the event any liability to a third party results from the joint, concurrent, or combined negligence of Yorke and CLIENT, then Yorke and CLIENT will only indemnify, defend, and hold each other harmless to the extent of the indemnitor's allocable portion of such joint, concurrent, or combined negligence. Yorke shall not be responsible for any damages, costs, or other liability arising out of precontract or site environmental problems or for any liabilities that may arise from the non-negligent performance by Yorke of the work.

Integration

The terms and the agreement to which they are attached represent the entire understanding of the parties as to those matters contained herein. No prior oral or written understanding shall be of any force or effect with respect to those matters. This contract may not be modified except in writing, signed by both parties.

Revision 3, 5/23/2023

PROPOSAL FORM 9: PLAN TO PROVIDE LIGHT-WEIGHT COLLECTION VEHICLES BY CONTRACTOR

CR&R 's commitment to innovation in service delivery includes the use of lighter weight collection vehicles. At CR&R, we not only designed a lightweight collection vehicle, but we also specified the desired requirements with our suppliers and put them into production. CR&R's innovation did not stop here, as our newest proprietary design will produce an even lighter version that weighs 5,000 pounds less than our current stock vehicles. The schematic of this vehicle is shown in the image below.

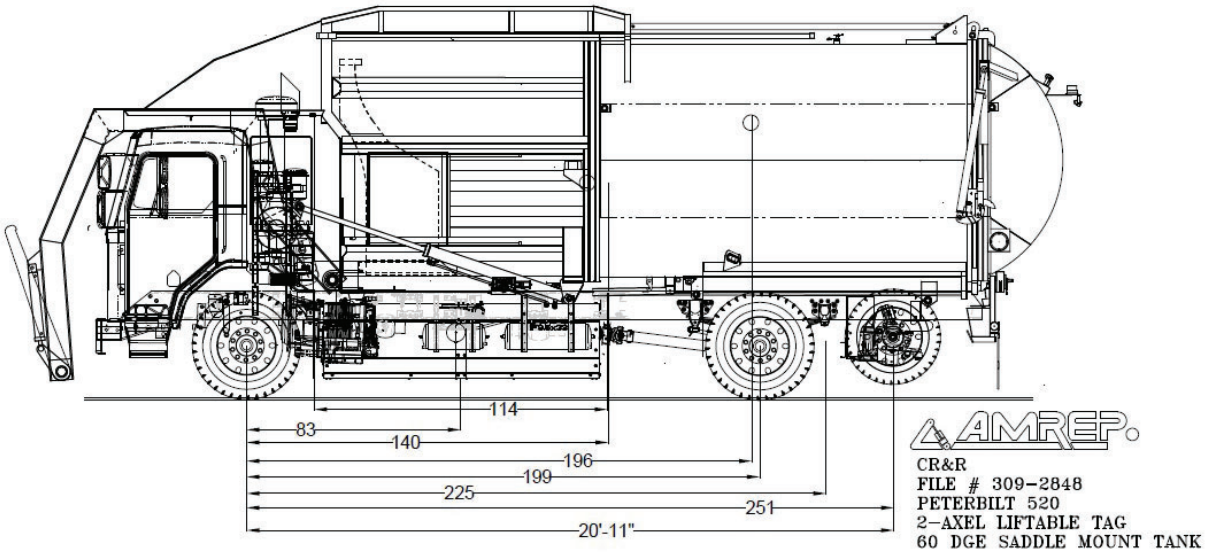

Currently, CR&R has three (3) lightweight vehicles in use in Orange County, with two (2) in the City of Tustin and one (1) in the City of Lake Forest. An additional lightweight vehicle will be added in the City of Laguna Beach on July 1, 2024.

By July 1, 2025, CR&R will deploy five (5) lightweight trucks, with four (4) serving the Commercial Recycling Routes in Lake Forest and one (1) serving the Commercial Recycling Routes in Laguna Hills. Reducing truck weights benefits the City and its rate payers through reduced road repair and maintenance expense. Additionally, we modeled the expected cost savings in terms of capital purchase expense, annual state licensing, and fuel efficiency savings.

Those savings are forecast over the initial eight-year contract period as follows:

- Purchase Price: $14,000
- License Fee: $880
- Fuel: $24,000

This cost savings of $38,880 over the course of the initial contract period have been incorporated into our pro forma and is reflected in the proposed rates.

Vehicle	Gross Weight of Vehicle	List of Additional Required Equipment Components	Aggregate Weight of all Additional Equipment Components	Net Weight of Vehicle Without Additional Components
Vehicle 1	33,700 lbs.	Cart Grippers On-Board Scale Collision Avoidance Hardware	700 lbs.	33,000 lbs.

This Proposal Form 9 will become Attachment F-2 to the final Agreement.

ZERO EMISSIONS COLLECTION VEHICLE TO BE PROVIDED

Provide the following information regarding the proposed use of a zero emission collection vehicle (ZEV) in the Cities, the proposed vehicle, and the proposed charging or fueling station infrastructure:

1. **The Proposer's experience using zero emission collection vehicles in other cities (if any).**

CR&R carries decades of experience in the research and development of low emission vehicles, including actively participating in State and Federal funding initiatives, as well as establishing partnerships with universities (a letter of intent from UC Riverside, one of the nation's premier research institutions in air quality and emissions testing, can be found at the end of this form) to further analyze fleet efficiencies. CR&R's first zero emission collections vehicle will be deployed in 2024 within the City of Laguna Beach.

In addition to the vehicles listed below, CR&R is planning to also demonstrate one of the first hydrogen fuel cell refuse collection trucks expected to commence in the next few years. Please refer to the attached letter of intent from Hyzon, which is included at the end of this form. CR&R's use of Hyzon's hydrogen fueled collection vehicle would be second only to the currently fully operational Hyzon hydrogen fuel cell truck servicing within Australia.

2. **The proposed make and model of the zero emission collection vehicle chassis and cab.**

CR&R is proposing to utilize the International® Electric MV™ Series (MV60E) for both Flatbed and Box Truck configurations. These vehicles feature electrified powertrains which are entirely integrated ensuring all components are optimized with the 210kWh Lithium Iron Phosphate batteries that are also fully enclosed inside the frame rails. In addition, the custom vehicles will have state-of-the-art driver displays, highlighting propulsion and regenerative load, start of charge indicator and regenerative braking indicator. CR&R understands the importance of effective regenerative braking technology, as collection trucks stop and start hundreds of times per day, therefore capturing all of the energy is seen as crucial.

3. **The make of the compaction system (if applicable).**

Not applicable with the MV60E, however the Hyzon hydrogen fuel collection vehicle would have a body and compaction system made by New Way.

4. **The storage capacity of the proposed battery system, in kilowatt hours (if applicable).**

The International® Electric MV™ Series utilizes a high voltage - 210kWh lithium iron phosphate with Diamond Logic® Electrical System and an auxiliary battery system consisting of two (2) AGM 12-volt batteries, recharged through a high voltage system (608 operating voltage).

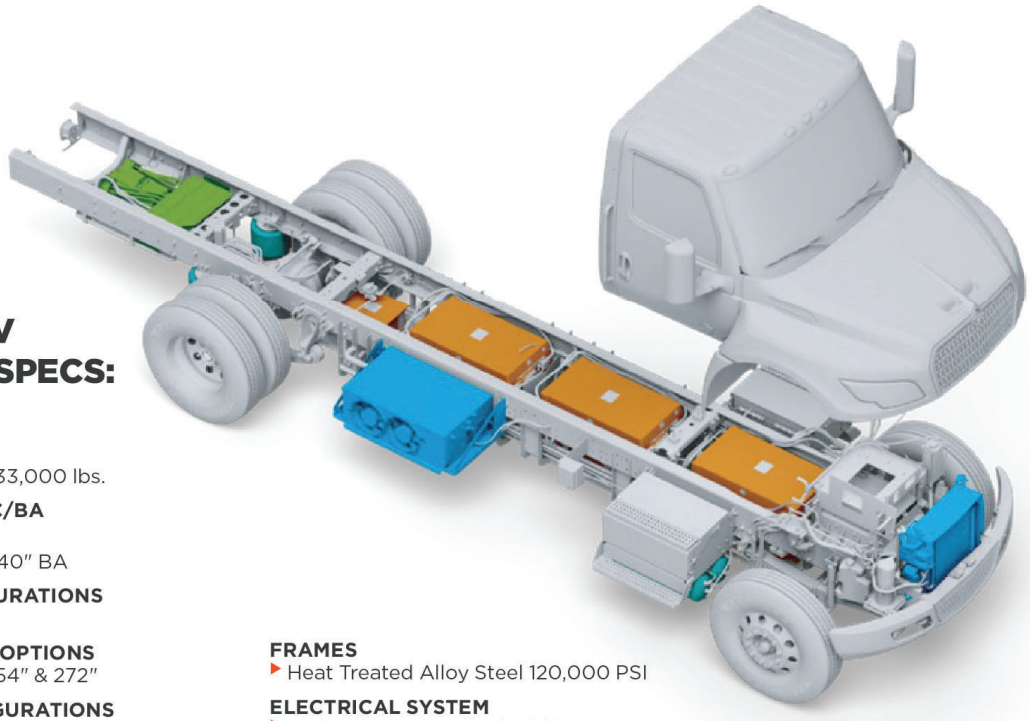

KEY eMV SERIES SPECS:

GVWR
- 25,999 and 33,000 lbs.

MODELS/BBC/BA
- MV60E
- 107.9″ BBC, 40″ BA

CAB CONFIGURATIONS
- Day Cab

WHEELBASE OPTIONS
- 217″, 236″, 254″ & 272″

AXLE CONFIGURATIONS
- 4x2

REAR AXLE
- Single Rear Axle (4x2)
  - Dana Spicer 23,000 lb.

REAR SUSPENSION
- 21,000 lb single axle with shocks
- IROS Air Suspension

FRONT AXLE
- Dana Spicer I-Beam 12,000 lb.

FRONT SUSPENSION
- Spring, Parabolic Taper Leaf: 12,000 lbs.

FRAMES
- Heat Treated Alloy Steel 120,000 PSI

ELECTRICAL SYSTEM
- High Voltage - 210kWh Lithium Iron Phosphate with dedicated HVAC system
- Diamond Logic® Electrical System
- Auxiliary Battery System
  - 12 volt, 2 AGM Batteries- Recharged through high voltage system
- 608 volt operating voltage
- LED Headlights

BRAKES
- Air Brakes with ABS, 4 channel Electronic Stability Program with Traction Control

STEERING
- TRW/Ross Power

MOTOR
- Direct Drive Electric Motor
- Peak Motor Torque - 1,700 ft-lbs
- Continuous Motor Torque - 738 ft-lbs

TIRES
- Continental

RAR (REAR AXLE RATIO)
- 6.83

5. **The payload amount of the proposed vehicle in tons and cubic yards.**

The gross vehicle weight rating is 33,000 pounds with an approximate payload capacity of 6,000 pounds. Further, a standard box truck is approximately 30-35 cubic yards.

6. **The estimated range, in miles, of the collection vehicle as well as the number of containers or stops the vehicle is able to service during a single charge or a single re-fueling.**

Vehicle performance is estimated at 335 horsepower with a battery driving capacity of 135 miles. The truck is designed to operate all day on single charge, or approximately 10-12 hours.

7. **The capital cost of procuring the zero-emission collection vehicle, including itemized costs for the chassis, the body, and the cab.**

The estimated cost of the MV60E cab and chassis is $225,000 with the body approximately $25,000.

8. **The projected timeline for procuring the zero emission vehicle, including when the vehicle will be ready for collection service in the Cities.**

CR&R will procure the vehicles required upon award of the contract with collection service to commence prior to the start of the agreement. It is CR&R's intention to utilize these vehicles during the exchanging of equipment before the start of service on July 1, 2025.

9. **If the Proposer already has a charging or fueling station that will be used to charge or refuel the zero emission vehicle describe the location, type, make, model, month and year installed and charging capacity of the station. If hydrogen or other fuel is proposed, describe the time required for re-fueling and the quantity of fuel dispensed for a full 'tank'. Describe what other vehicles are using the station.**

CR&R has procured a Peterbilt Model 520EV for use in the City of Laguna Beach. Please see below for specifications on the charging station to be installed at our Stanton facility. In addition, CR&R is planning on installing additional charging stations, including future hydrogen fueling at our Sout County Campus facility.

10. **If the Proposer will procure and install a charging or re-fueling station provide the following information:**

    a. **The cost of permitting and installing a charging or refueling station and the location where the charging station will be located.**

CR&R has identified Shell Recharge Solutions as the vendor with an estimated cost of $77,000 for installation at CR&R's Stanton facility located at 11292 Western Avenue, Stanton CA.

    b. **The make and model of the proposed charging or refueling station.**

Shell's DS180, 180kW Dual, 2001 CCS. Please see below for additional specifications.

    c. **The projected timeline for permitting and installing the charging or refueling station.**

As part of the recently awarded Laguna Beach franchise agreement, CR&R will install an electric vehicle charging station within city limits and in line with CR&R's enterprise program for compliance with California's Air Resources Board Advanced Clean Trucks initiative, CR&R will have a charging station installed at our Stanton hauling facility. It is estimated that installation will occur in 2024 for both locations.

    d. **The number of charging or fueling terminals available at the proposed station and if the cost of installing the charging/fueling station will be defrayed by other ZEV refuse (or other) vehicles in use in other cities.**

There will be two charging terminals available at the proposed station with the cost of installing the charging station born by CR&R as an internal operating expenditure.

    e. **Impact on rates, if any, related to charging/fueling station.**

No impact on rates.

11. **Grant funding the Proposer plans to pursue for procurement of the zero emission collection vehicle and/or the charging/refueling station (if any).**

Please see below for a list of grant applications CR&R has pursued or is planning on pursuing:

Agency	Grant Name	Estimated Funding	Application
CalStart	EnergIIze	$750,000	EV Jump Start
CalStart	EnergIIze	$750,000	EV Fast Track
CalStart	EnergIIze	$4,000,000	Hydrogen fueling station
DOE	"WASTE"	Not released	Organic waste to fuel
EPA	Clean Ports	Not released	BEV trucks
SCAQMD	Carl Moyer Truck Grant	$850,000	10 trucks at $85,000 each
SCAQMD	HVIP Vouchers	$1,220,000	Battery Electric and Hydrogen Fuel Cell - up to $244,000 per truck
SCAQMD	VW Settlement Fund	$3,000,000	Low NOx replacement trucks
US DOT	Clean Ports	Not released	BEV trucks

12. **A plan for the use of spare vehicle(s) to service the route(s) in case the zero emission collection vehicle is non-operational and/or the electric grid goes down, or the alternative fuel being used (e.g. hydrogen) is not available.**

CR&R operates one of Southern California's largest collection vehicle fleets and has sufficient inventory of spare vehicles to service open routes in case the zero emission collection vehicle is non-operational and/or the electric grid goes down.

13. **A plan for how to collect containers or complete the services/routes planned for the ZEV until the vehicle is in service, if any delays in delivery of the ZEV vehicle prior to July 1, 2025 are anticipated.**

As aforementioned, CR&R operates one of Southern California's largest collection vehicle fleets and has sufficient inventory of spare vehicles to service open routes caused by any delay in procurement of a zero emissions vehicle.

This Proposal Form 10 will become Attachment F-3 to the final Agreement.

UC RIVERSIDE | College of Engineering – Center for Environmental Research and Technology

1084 Columbia Ave.
Riverside, CA 92507
951-827-8509
www.cert.ucr.edu

January 23, 2024

RE: Cost estimates for performance comparison between a battery electric and fuel cell refuse truck

Mr. Mike Silva
Civil Engineer
CR&R Incorporated

Dear Mr. Silva:

The following is a preliminary cost estimate for a performance comparison between a battery electric and fuel cell refuse truck to be performed by the University of California at Riverside's (UCR's) College of Engineering – Center for Environmental Research and Technology (CE-CERT).

UCR CE-CERT will evaluate and compare the performances of a battery electric (BE) and a fuel cell (FC) refuse truck over activity profiles representative of typical refuse truck operation. The evaluation will be carried out on a chassis dynamometer at the CE-CERT facility. The two refuse trucks will be tested for one day each on the chassis dynamometer. The refuse trucks will be tested over two test cycles in triplicate. This will include a standard Urban Dynamometer Driving Schedule (UDDS) cycle and a cycle representative of refuse operations, such as the modified South Coast Air Quality Management District (SCAQMD) Refuse Truck cycle. The performance of the vehicles will be characterized based on energy use (electricity or hydrogen) per mile of operation, and state of charge (SOC) change or fuel tank capacity will be monitored. From this information, the range and useful hours of operation between refills can be determined.

The cost of this project will be $28,000. The scope of the project will include up to 8 hours of testing on the dynamometer for each of the two refuse trucks. The test time will include time for the daily calibrations and system check for the facilities equipment, actual testing to be conducted on the vehicles, and preparatory work with the vehicle on the dynamometer prior to the actual testing. This testing will only evaluate operational performance, and will not include emissions. The scope of this program includes personnel time for program management, analysis of the testing results, reporting of the test results, nominal funds for miscellaneous expenses, and associated facilities and university overhead charges. The budget assumes that the refuse trucks will be delivered to the CE-CERT facility by CR&R or an associated third party.

Please feel free to contact me at (951) 827-8513 with any questions relating to the testing program or testing costs.

Sincerely,

Thomas Durbin, Ph. D.
Research Engineer

HYZON

February 16, 2024

To Whom It May Concern,

This letter affirms that CR&R Environmental has entered into a Letter of Intent with Hyzon Motors USA Inc. ("Hyzon Motors") for the purchase of zero emission hydrogen fuel cell refuse trucks.

Hyzon Motors was founded in 2020 and develops zero-emissions, hydrogen-powered fuel cells based on leading proprietary technology and heavy-duty fuel cell powered commercial vehicles. With state-of-the-art fuel cell production facility currently in Bolingbrook, IL, Hyzon Motors has deployed six (6) hydrogen fuel cell-powered Class 8 heavy-duty trucks in sales to 3 customers in the greater Los Angeles area.
Hyzon Motors is a supporting industry member in the $1.2 Billion U.S. Department of Energy funded ARCHES Hydrogen Hub project. Hyzon Motors strongly supports CR&R on their new business pursuits which require zero emissions operation.

Sincerely,

Steve Boyer
VP Commercial
Hyzon Motors USA Inc.

Accelerating the *Energy Transition* 599 S. Schmidt Road Bolingbrook, IL 60440 hyzonmotors.com

PROPOSAL FORM 11: PLANS TO INCORPORATE ON-BOARD TECHNOLOGY TO BE PROVIDED BY CONTRACTOR ON COLLECTION VEHICLES TO INCREASE SAFETY AND EFFICIENCY AND FOR CONTAMINATION MONITORING

INNOVATION IN FLEET TECHNOLOGY AND SERVICE DELIVERY

All vehicles to be operated by CR&R within the Cities of Lake Forest and Laguna Hills per the draft franchise agreement shall be equipped with a system that provides surveillance, monitoring, auditing, recording, and tracking including video and still photo equipment. Further, collection vehicles will be equipped with GPS systems, backup cameras, on-board modules for operational customer relationship management (CRM) functionality, truck telematics systems that provide real-time truck data, location, video and monitoring, and communications systems for contact with Dispatch, Route Managers, Customer Service Representatives, and other persons as needed.

The on-board operational CRM module is available to the driver via in-cab functionality and accessible via a tablet in the cab of the vehicle. The operational CRM system also captures driver, route, and service confirmation in real-time, and the on-board operation CRM system allows drivers to view and scroll through route listings, confirm service completions, note service exceptions (i.e., contamination, non-containerization, blocked cart access, non-set out, etc.), as well as receiving additional dispatched work in real-time.

Additionally, the on-board operational CRM system is accessible to the driver via electronic communication that can be transmitted to customer service and/or dispatch, who also use the operational CRM platform. The tablets hosting the on-board operational CRM system is dismountable by the driver for mobility purposes which will allow the driver to use the tablet as a digital camera to photo-document service exceptions, link the exception to the Customers' account, and report serious operational issues to CR&R in real-time. The operational CRM system allows CR&R to note overloaded carts, blocked access, non-containerization, and contamination events and document them on the Customer's account.

Lastly, the on-board vehicle telemetrics system is connected to a network using wireless data and is also connected to each collection vehicle's on-board computer. The on-board vehicle telemetrics system includes the GPS, video surveillance, driver behavior, hours of service, and maintenance integration to provide increased safety, service, and efficiency to vehicle operations. This on-board vehicle telemetrics system allows CR&R to monitor driver behavior, such as speeding, hard braking, hard acceleration, and area violations. The Route Supervisor and other responsible parties receive notifications if events occur so they may be addressed with the driver. The video capture component of the on-board system can be viewed in real-time or stored to review past safety or service events. Video capture includes in-cab, front, rear, and side-views.

Please refer to the following paragraphs for further information on CR&R's on-board technology designed to increase safety and efficiency, assist with contamination monitoring, and achieve legislative compliance.

On-Board Technology

CR&R has been the technological vanguard for years and has embraced proven systems to provide the highest standard for digital in-cab operations. This investment has benefited our customers by providing real-time service information and boosted our drivers' experience by providing an uncomplicated process which enhances their defensive driving abilities and eases the dynamic working environment. CR&R has integrated two systems into our digital in-cab operations: ***Mobile-Pak™ and FleetMind™.***

MobilePak™ is the onboard module for our operational CRM software *I-Pak*™. This system appears as a tablet in the cab of the truck that captures driver, route, tonnage, and service

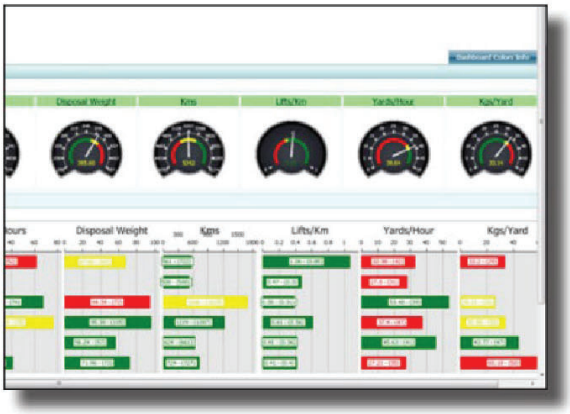

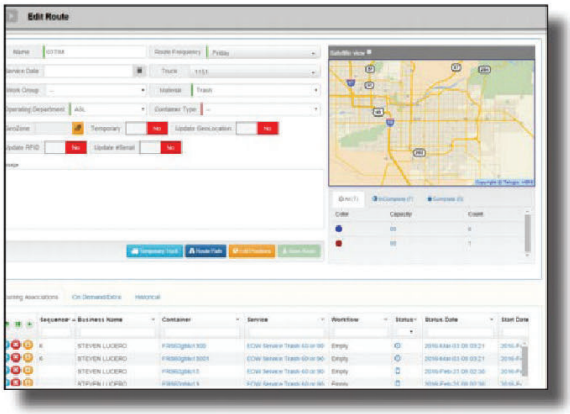

CR&R INCORPORATED environmental services

100% post-consumer recycled content

confirmation in real-time which is available to our Customer Service and Dispatch groups. Through seamless integration with our CRM software, CR&R drivers can easily view and scroll through their route list, confirm service completion, note an exception (e.g., contamination, blocked container, container not available), and receive additional dispatched work in real-time. Route information is easily entered via a drop-down selection that instantly transmits back to customer service and/or dispatch who utilize the same CRM operational software. All computable route statistics are captured in real-time with back-office functions like route productivity, work orders, billing, and route follow up completed instantly.

The *FleetMind*™ portion of the system is a truck telematics solution that provides real-time truck data, location, and video monitoring. This system can also provide RFID scanning, which would be used for monitoring any RFID-equipped automated carts. FleetMind offers CR&R an integrated solution to provide safe, efficient service to the Cities of Lake Forest and Laguna Hills, and establishes a foundation for additional innovative products.

Through our technological integration of platforms, numerous processes are functional whenever the truck is on, such as communicating with a web base tool through wireless data, including a DVIR, and direct connection to the vehicle computer. These functions include GPS, RFID data, video surveillance, driver behavior, hours of service (HOS), and maintenance integration, and work in conjunction to provide increased safety, service, and efficiency to vehicle operations. In addition to the standard GPS tracking, the system also provides the CR&R managers event alerts to driver behavior so they can be addressed with each driver. The HOS option will keep drivers within hours of compliance. The video capture with the on-board DVIR can be viewed in real-time or stored for past safety or service events.

CR&R can also capture images of contamination upon occurrence. When observed, the driver can capture the contamination image in real-time. The image is logged, sent to through the back-office system, and documented on the customer's account. This system allows for real-time feedback of contamination documentation and eliminates any dispute regarding the correction action tag notice. Contamination notices are directly logged and noted as the driver completes the route to document the occurrence and identify areas for customers that may need further program assistance with direct outreach.

The use of *Mobile-Pak*™ and *FleetMind*™ throughout CR&R vehicles ensures that all compliance requirements are met with increased safety, service, and efficiency. Moreover, the benefits of our digital in-cab technology to the rate payer include higher customer engagement through service confirmation in real-time, measurable service metrics, and enhanced defensive driving practices.

On-Board Scales

CR&R proposes the use of BinMaxx Air Weigh On-Board Scales for weighing containers at the point of collection. BinMaxx offers in-motion sensors that are mounted on to the lift arms. Containers are weighed automatically, and the weight is displayed on the in-cab mounted display unit. Additional information regarding this technology is provided as an attachment at the end of this Form.

Customer Service Software

CR&R is equipped with Soft-Pak, a premier, industry specific CRM software program which allows ease of operation by CSR's, operations, and management personnel. This real-time Windows based system is used company-wide and provides current information allowing CSR's and operations personnel to respond quickly to requests for service. It also allows for the prompt resolution of customer concerns in a timely manner. These programs are fully integrated throughout CR&R at all operating sites. In addition, we have custom software that applies City specific business rules to changes and orders being entered to ensure accuracy.

Collision Avoidance System

CR&R is proud to utilize *Mobileeye*™, an AI-powered fleet safety solution in our collection vehicles. *Mobileeye*™ prevents or mitigates collisions by providing drivers with audio and visual warnings of potential hazards on the road. Evidence shows real-time alerts help instill safer driving habits, and further, having access to analytics assists fleet and route managers with safety improvements. *Mobileeye*™ offers Forward Collision Warnings, Lane Departure Warnings, Pedestrian and Cyclist Collision Warning, Headway

Monitoring and Warnings, and Speed Limit Indications. Powered by Intel's latest processor and an improved camera, *Mobileeye*™ offers state-of-the-art collision avoidance technology with night detection, AI recognition and detection of potential hazards at greater distances and a wider field of vision.

Mobile Applications – Audit Pro

CR&R's propriety mobile application *Audit Pro* adds another layer of enhanced public education, customer communication, legislative compliance assurance and contamination monitoring. Audit Pro is a proprietary application currently in development by CR&R to allow drivers, auditors, and other company staff to document, photograph and communicate instances of contamination, overloaded containers, and container audit results during SB 1383 route reviews. It is estimated to be fully operational by the end of Q2, 2024. This custom designed cloud-based software suite allows CR&R to continuously upload customer information and provide our Drivers, Sustainability Specialists and Field Auditors a user-friendly tool to document instances of non-conformance with state laws and franchise agreement requirements.

Whether utilizing the mobile application to document route reviews for SB 1383, document instances of contamination, or overloaded bins, *Audit Pro* is one step of many that CR&R is taking to increase our ability to effectively communicate and educate customers with the ultimate objective of aligning disposal behaviors with City goals.

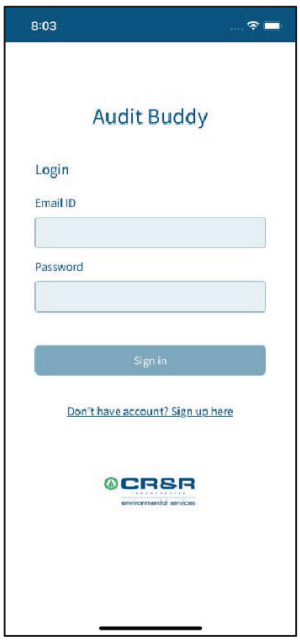

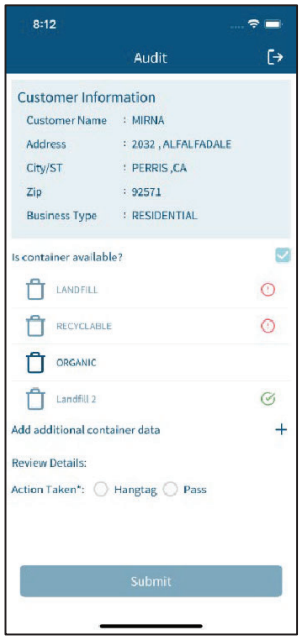

An example situation where "non-conformance with state law or franchise agreement requirements" is a customer not disposing of an item in the correct bin or placing hazardous waste within a container. Audit Pro is being developed to communicate with SoftPak. It can also be used via mobile phone and connected to a cloud-based database. CR&R employees, City Staff and CR&R customers will be able to obtain access to custom Dashboards providing varying levels of details based on the user profile of the captured instance including accessing support and educational resources.

The application is being developed for alerts to be customizable, however CR&R customers would be initially contacted via hang tag, communicating the nature of the auditor's or driver's findings. A "QR code" and website will be available for customers to view further information, including photos, state and city mandates, and access to educational resources. Resolution of the issue would be based on follow-up education and further communication via CR&R staff, but dependent on the specific situation and cause for the driver or auditor's findings. One primary goal of Audit Pro is to provide information in real-time, allowing Customer Service, Sustainability Specialists, and CR&R customers to access the event as soon as the driver or auditor documents using the application. A second primary goal of Audit Pro is to maintain a database and ensure information is easily accessible in one location and available to the City for SB 1383 reporting and record keeping requirements.

This Proposal Form 11 will become Attachment F-4 to the final Agreement.

Attachment G

Contractor-Furnished Personnel and Names of Key Personnel

Labor Category	Number of FTE (LF):	Number of FTE (LH):	Number of FTE (Total):
Residential Collection			
MSW Drivers	3.75	1.75	5.50
Recycling Drivers	3.50	1.75	5.25
Co-collection Food Scraps and Yard Trimmings Drivers	2.75	1.50	4.25
Residential Route Manager(s)	0.63	0.32	0.95
Other Residential Driver:			
Other Residential Driver:			
TOTAL RESIDENTIAL DRIVERS	10.00	5.00	15.00
Commercial and Multi-Family Collection			
MSW Drivers	5.75	3.00	8.75
MSW Helpers			
Recycling Drivers (Single Stream)	4.00	1.25	5.25
Recycling Helpers (Single Stream)			
Source-Separated Food Scraps Drivers	0.25	0.11	0.36
Source-Separated Food Scraps Helpers			
Co-collection Food Scraps and Yard Trimmings Driver(s)			
Source-Separated Yard Trimmings Driver(s)			
Commercial/Multi-Family Route Manager(s)	0.63	0.28	0.91
Other Com/MF Driver:			
Other Com/MF Driver:			
TOTAL COMMERCIAL/MULTI-FAMILY DRIVERS	10.00	4.36	14.36
Roll-Off Collection			
Roll-Off Driver(s)	1.50	0.75	2.25
Roll-Off Route Manager(s)	0.09	0.05	0.14
Other Roll-Off Drivers:			
TOTAL ROLL-OFF DRIVERS	1.50	0.75	2.25
Miscellaneous Drivers and Support			
Relief Drivers & Spares	1.65	0.78	2.43
Box Truck Drivers	0.31	0.19	0.50
Bulky Route Driver(s)	0.81	0.49	1.30
HHW Route Driver(s)	0.13	0.08	0.20
Container Delivery Driver(s)	0.25	0.25	0.50
Scout Service Driver(s)	0.25	0.25	0.50
Mechanics	1.00	0.75	1.75
Mechanics Helpers	0.25	0.19	0.44
Other Misc. and Support:			
TOTAL MISC AND SUPPORT	4.65	2.97	7.62
TOTAL PROPOSED COLLECTION/TRANSPORTATION HEADCOUNT	27.51	13.71	41.23

PROPOSAL FORM 5: NAMES AND RESUMES OF KEY PERSONNEL

OFFICE AND MANAGEMENT HEADCOUNT (NUMBER OF FTE)

Position Description	Name	FTE Lake Forest	FTE Laguna Hills	FTE Combined
General Manager	Royden Fujimori	0.050	0.050	0.100
Operations Manager	Norma Zarate	0.240	0.120	
Contractor's Representative for Legal and Official Notices and Contacts	Chrystal Denning	0.017	0.017	0.033
Manager of Recycling Coordinator(s)	Mike Carey	0.040	0.040	0.080
Recycling Coordinator(s) (Agreement Section 8.05.H)	Cheryl Miller Alissa Porras	2	-	2
Recycling Coordinator(s) (Agreement Section 8.05.H)	Angelica Galindo	-	1	1
Cities' Day-to-Day Contact Person for Customer Service Problems and Issues (Agreement Section 8.05.I) *	Angelo De Guzman	0.333	0.333	0.667
Senior Manager(s) Responsible for Marketing of Compost from Food Scraps/Yard Trimmings (Agreement Section 8.05.M) *	Mike Silva	0.017	0.017	0.033
Dedicated Route Supervisor (Agreement Section 8.05.N) *	James Laliberte	0.040	0.040	0.080
Customer Service Manager	Elisa Bene	0.017	0.017	0.033
Customer Service Representatives	TBD	1.083	0.456	1.539
Dispatchers	TBD	0.480	0.240	
Reporting and Compliance Supervisor	Angelo De Guzman	0.040	0.040	0.080
Maintenance Supervisor	Frank Alvarez	0.010	0.010	0.020
Office Manager	N/A	0.000	0.000	0.000
Billing Specialist	Idania Sapina	0.017	0.017	0.033
Route Manager	Gilbert Alvarado Rob Allen	1	1	2
Enterprise Sustainability and Regulatory Compliance	Hashem Shokair	0.017	0.017	0.033
Health and Safety Director	Dennis Maisano	0.017	0.017	0.033

CR&R Executive Leadership

Clifford R. Ronnenberg, CEO

Mr. Ronnenberg is the founder, owner, Chairman of the Board and Chief Executive Officer of CR&R. He has more than 60 years of experience in the solid waste management business. Since its inception in 1963, Mr. Ronnenberg has grown CR&R into one of the largest and most progressive privately-owned, solid waste management companies in the United States. Mr. Ronnenberg manages all aspects of the business from the corporate office in Stanton, California. His vision and leadership are the primary reasons why CR&R can offer a comprehensive package of solid waste management services for residential, commercial, and industrial collection including recycling, composting, anaerobic digestion, transfer, engineered municipal solid waste, street sweeping and disposal throughout Southern California.

David M. Ronnenberg, President

Mr. Ronnenberg is the Division President of all Solid Waste operations. In addition, Mr. Ronnenberg is also responsible for our CR Transfer, Haulaway Storage Containers and Recycling and Transportation Divisions. A graduate of the University of Southern California in Finance and Management, Mr. Ronnenberg has used his training and experience exclusively for CR&R and its subsidiaries for over 30 years which has contributed to the growth and expansion of the company. Mr. Ronnenberg is also responsible for facility management, procurement, dispatching, transportation, production management, product quality, buy-back center operations and cost controls. He presently serves on the CR&R Executive Committee, which is responsible for the overall management and direction of the Company.

Michael Zorzi, CFO

Mr. Zorzi serves as the company's Chief Financial Officer. In addition to his financial duties, he is responsible for expanding the company's technology infrastructure to improve operational efficiencies and to enhance customer communications. Mr. Zorzi has extensive experience providing strong financial, operational and system improvements to large companies across multiple industries. Michael also has broad experience in new business development, financing and acquisition.

CR&R Personnel Assigned to Lake Forest and Laguna Hills

CR&R offers the Cities of Lake Forest and Laguna Hills the most experienced solid waste management team in Orange County. Together, the senior personnel who will be involved in the transition and administration of the solid waste services on behalf of the Cities have a total of over 250 years of experience covering all facets of the solid waste industry. Individually, each manager at CR&R has extensive operating experience with a passion for world class customer service and a commitment to safety in every community we service.

Over the years, CR&R has recruited the best of the best in local industry experts. **As a result, CR&R's key personnel have more than 200 years of combined experience in direct solid waste management services for the Cities of Lake Forest and Laguna Hills.** Beyond our direct experience in both Cities, the entire team consists of industry veterans with experience ranging from effective service transitions, material processing innovation, program implementation, and CalRecycle compliance. Furthermore, all key decision-makers live and work in Southern California and are intimately familiar with the regulatory and environmental standards set by the State and have a personal stake in improving their own communities.

Julie Barreda, Senior Regional Vice President

Ms. Barreda has worked in the solid waste and recycling industry for 35 years after receiving a bachelor's in business management from the University of Phoenix. She has a long history of negotiating and managing large municipal and government contracts. Ms. Barreda oversees CR&R's Orange County municipal executive team, and our open market commercial business, including school and special district government accounts. Ms. Barreda collaborates closely with our Customer Service and Operations team to ensure we are providing the highest level of service to our customers. As the executive manager of the team, Ms. Barreda will have oversight of both agreements to ensure all deliverables are met and exceeded.

Chrystal Denning, Vice President and Contractor's Representative

Ms. Denning has extensive experience of over twenty years in the solid waste management industry. Her experience includes managing municipal waste diversion reporting, recycling outreach, state annual reporting, and AB341, AB 1826 and SB 1383 implementation for several cities. In addition, she has worked extensively in developing and implementing public education and outreach programs for municipalities. She will serve as the Contractor's Representative. Ms.

Denning earned her bachelor's in business administration and master of business administration from the University of La Verne.

Hashem Shokair, Vice President of Sustainability and Regulatory Compliance

As CR&R's Vice President of Sustainability and Regulatory Compliance, Mr. Shokair oversees enterprise-wide initiatives covering California environmental legislative compliance and the uptake and advancement of technology to further enhance CR&R's service offerings. Mr. Shokair carries an in-depth academic background with a Master of Science in Sustainable Environmental Development and Resource Management with his professional experience ranging from operations and logistics, communications, and California recycling mandates. With more than six years of waste and recycling industry experience, including contract management, public education and outreach program implementation, Mr. Shokair has a strong working knowledge of industry trends and environmental legislative requirements. A central focus is ensuring compliance with Senate Bill 1383, development of proprietary applications and the integration of cloud-based data warehousing and customer-facing dashboards for improved public education and connectivity to customer's diversion programs. Mr. Shokair works closely with CR&R's IT, Operations, Customer Service and Sustainability Departments.

Michael J. Silva, Vice President

Mr. Silva brings more than thirty-five years of senior level solid waste management experience to his role as Project Manager with CR&R. With expertise in technology development and construction management, Mr. Silva helped to design and construct the first solid waste processing facility in the country in 1992. Over the years, Mr. Silva has built several transfer stations and material recovery facilities. Most recently he completed the largest anaerobic digestion plant in the country, and the first and only Engineered Municipal Solid Waste facility in California. This facility converts trash bound for the landfill into a coal substitute, which is 75% cleaner. Mr. Silva earned bachelor's degrees in civil engineering and engineering management from University of the Pacific, and a master's in civil engineering from Stanford University.

Royden Fujimori, General Manager

Mr. Fujimori is the Regional General Manager for CR&R and is responsible for all aspects of the business including residential collections, commercial collections, roll off, dispatch, portable storage operations, and post collection. A graduate of the University of California Irvine, and with

over 20 years of industry experience, he is the senior manager for any large operational undertaking. Mr. Fujimori has successfully led more than a dozen large-scale customer transitions and has a reputation for thoroughness, leaving no small detail to chance. He also oversees the Industrial Engineering Department and will have direct responsibility for routing.

Norma Zarate, Operations Manager

Ms. Zarate is our Operations Manager for CR&R. She is responsible for all aspects of the operation that services this geographic area. Ms. Zarate currently manages a team of seven route managers that supervise over 150 route employees. Coming from a transportation family, Norma has over 14 years of industry experience which she has continued to hone her skillsets through a series of increasingly responsible roles at CR&R. Ms. Zarate also has extensive capability in the planning and execution of large and complicated service transitions. Her ability to gain commitment in building a culture of service, safety and performance has earned the reputation of a true leader.

James Laliberte, Route Supervisor

Mr. Laliberte is the Route Supervisor for CR&R. Mr. Laliberte brings over 25 years of logistics and fleet experience and has been a member of the CR&R team since 2017. He has experience in cart rollouts, bulky item collection events, and special clean up events. Mr. Laliberte manages all aspects of the South County hauling facility including supervision of route managers for over 100 route employees, and oversight of collection operations. This includes coaching, mentoring, ensuring implementation of safety programs, all to ensure consistent, efficient, and safe service delivery.

Gilbert Alvarado, Senior Route Manager

Mr. Alvarado is our Senior Route Manager. His experience includes route management in the cities of Costa Mesa, Artesia, Stanton, Orange, Newport Beach, Midway, Tustin and Irvine. He has been part of the CR&R team since 2015, and he has over 30 years of experience in the waste industry including 28 years as a route manager. Mr. Alvarado has extensive experience with vehicle operations, conducting driver training, implementing safety programs, and with contract roll-out, including the Rossmoor organic cart roll out, Costa Mesa organic cart roll out, Laguna Niguel cart exchange, Aliso Viejo cart exchange, and the Stanton organic cart roll out. His first-

hand experience gives him the ability to plan, organize and manage the work of his drivers to ensure that the service is delivered in a consistent and safe manner.

Rob Allen, Senior Route Manager

Rob Allen is our Senior Route Manager. His experience includes route management in the cities of Laguna Hills, Rancho Santa Margarita, Rancho Mission Viejo, San Juan, San Clemente, Dana Point, Laguna Niguel, and Aliso Viejo. He has been part of the CR&R team since 2019 and has over 22 years of experience in the waste and trucking industries. Mr. Allen has extensive experience with routing, vehicle operations, conducting driver training, implementing safety programs, and with contract roll-out, including Organic cart roll outs for both Rancho Santa Margarita and San Juan Capistrano, and the city-wide cart exchange in Laguna Niguel for SB 1383 compliance. His first-hand experience gives him the ability to plan, organize and manage the work of his drivers to ensure that the service is delivered in a consistent and safe manner.

Frank Alvarez, Fleet Manager

Mr. Alvarez manages CR&R's fleet operations for maintenance and vehicle purchases. He oversees the shop managers for each operating site to ensure CR&R's fleet is to the highest standards with all maintenance performed on a strict schedule and in conformance with the California Highway Patrol (CHP) Terminal Inspection procedures. Mr. Alvarez oversees all aspects of CHP inspections for operational sites. Mr. Alvarez has over thirty years' experience in fleet maintenance and purchasing for CR&R. He will be responsible for vehicle procurement for each City's agreement. He works closely with operations manager Norma Zarate to be responsive to any vehicle-related matters as they arise.

Dennis Maisano, Safety Director

Mr. Maisano joined CR&R as the Corporate Health & Safety Manager in March 2018 after retiring as a Sergeant from the Irvine Police Department, serving over 29 years in law enforcement. He worked in multiple assignments as a traffic officer, commercial enforcement officer and supervised the Major Accident Investigation Team (M.A.I.T.).

Elisa Bené, Customer Service Manager

Ms. Bené is responsible for ensuring the Customer Service Department is operating efficiently and meeting or exceeding service levels, monitoring telephone calls to review the quality of the

work performed, providing feedback, and coaching the representatives on areas that need improvement and recognizing areas of excellence. In addition, Ms. Bené reviews and tracks work orders for accuracy and provides progressive training for the Customer Service Representatives on the various skill sets required. Ms. Bené also provides customer feedback or issues to senior management on a regular basis. She establishes good working relationships with City personnel and responds promptly to City requests. Ms. Bené will be part of the transition team and ongoing management for the Cities of Lake Forest and Laguna Hills.

Idania Sapina, Accounting Manager

Ms. Sapina is a seasoned accounting professional with over 20 years of experience, specializing in strategic leadership and performance-driven solutions. With a proven track record in audit coordination, problem-solving, and financial reporting, Ms. Sapina has led numerous successful initiatives in financial analysis, tax compliance, and payroll management. Fluent in both English and Spanish, Ms. Sapina brings strong technical skills in various accounting and payroll software systems, including ADP, JD Edwards, Paycom, Intuit Payroll, and QuickBooks Pro. Throughout her career, she has excelled in roles such as Assistant Controller, Accounting Manager, and Staff Accountant/Billing Specialist, demonstrating her ability to streamline processes, resolve discrepancies, and drive organizational success. Ms. Sapina holds a BBA in business administration & accounting from National University.

Mike Carey, Manager of Sustainability

Mr. Carey is our Manager of the Sustainability Department and his extensive background in sustainability provides the team with knowledge, coaching, and guidance to ensure compliance with state regulations, including AB 341, AB 1826, and SB 1383. Prior to joining the CR&R team, he was the manager of the award-winning community nonprofit recycling center at Orange Coast College consisting of thirty-five employees. In addition to managing the day-to-day operations, Mr. Carey was instrumental in implementing numerous sustainability programs at Coast Community College such as the Green Office Certification Program, and large-scale water conservation and energy programs. His recognized leadership experience in the industry includes Advisory Board member for the U.S. Green Building Council, Board Member for CRRA, and instructor of Environmental Studies.

Angelo De Guzman, Senior Sustainability Lead

Mr. De Guzman serves as one of our Senior Sustainability Leads within the department. He has a proven track record in implementing recycling and organics programs in alignment with SB 1383 in the City of Lake Forest. With three years of solid waste and recycling industry experience, Mr. De Guzman excels in mentoring new sustainability team members to seamlessly integrate them into their respective jurisdictions' solid waste and recycling initiatives. His duties include generating compliance reports to monitor progress and optimizing program implementations for CR&R services across multiple cities through training and outreach efforts.

Mr. De Guzman's profound understanding of SB 1383 and his adeptness in executing successful programs inspires commercial business owners, property managers, and customers to actively participate in recycling and organics programs. Leveraging his extensive customer service background and knowledge of state legislature, Mr. De Guzman consistently delivers exceptional service to the City of Lake Forest and its community.

Mr. De Guzman holds a Certificate in Resource and Recycling Management from Santa Monica College, a Bachelor of Science in Psychobiology from the University of California, Los Angeles (UCLA), and a Master of Science in Environmental Science from California State University Dominguez Hills (CSUDH). Prior to joining the CR&R team, Mr. De Guzman served as a dedicated Zero Waste Intern at CSUDH, where he played a pivotal role in spearheading campus-wide zero waste initiatives.

Angelica Galindo, Sustainability Specialist – Laguna Hills

Angelica Galindo is the Sustainability Specialist for the City of Laguna Hills. She has been part of the CR&R team since July of 2023, and has over five years of experience in the solid waste along with a bachelor’s degree in Sustainability. Ms. Galindo has extensive experience with creating reports, conducting waste audits, waste characterization reports, presentations, outreach, and training for tenants at multi-family dwellings, and staff at commercial businesses. Her first-hand experience gives her the ability to meet deadlines, make meaningful connections with industry professionals and customers, and keep our customers in compliance with State and local mandates.

Cheryl Miller, Sustainability Specialist II – Lake Forest

Cheryl Miller is currently one of the Sustainability Specialists in the City of Lake Forest. Cheryl Miller holds a Bachelor of Science in Environmental Studies from the University of California, Santa Cruz. Ms. Miller has played a pivotal role in supporting the City of Lake Forest in meeting compliance with AB 341, AB 1826, and SB 1383. She has been a part of the CR&R team since 2020 and has over 3 years of experience in the solid waste and recycling industry. Ms. Miller's track record showcases her effectiveness in program implementation. Ms. Miller has extensive experience with conducting waste audits, training team members, and providing educational outreach. Her ability to maintain positive relationships with community stakeholders and engagement with the community showcases her commitment to promoting environmental awareness and driving environmental initiatives forward.

Alissa Porras, Sustainability Specialist II – Lake Forest

Alissa Porras will serve as one of the Sustainability Specialists in the City of Lake Forest. She is a dedicated professional with a background in sustainability, community development, and program implementation. Alissa holds a bachelor’s degree in environmental science and policy from California State University Long Beach. Having worked with non-profit organizations, Alissa has experience promoting sustainable practices. She has been a part of the sustainability team since 2022. Her career at CR&R began as an intern, and quickly progressed into the role of Sustainability Specialist. In her current position, Alissa has been instrumental in the successful implementation of food waste programs in the City of Tustin. Her efforts have not only contributed to reducing food waste, but also include educational outreach initiatives with over 7,000 residents. With her experience, background, and dedication to environmental causes, Alissa continues to drive change and promote sustainable practices in her role.

ORGANIZATIONAL CHART

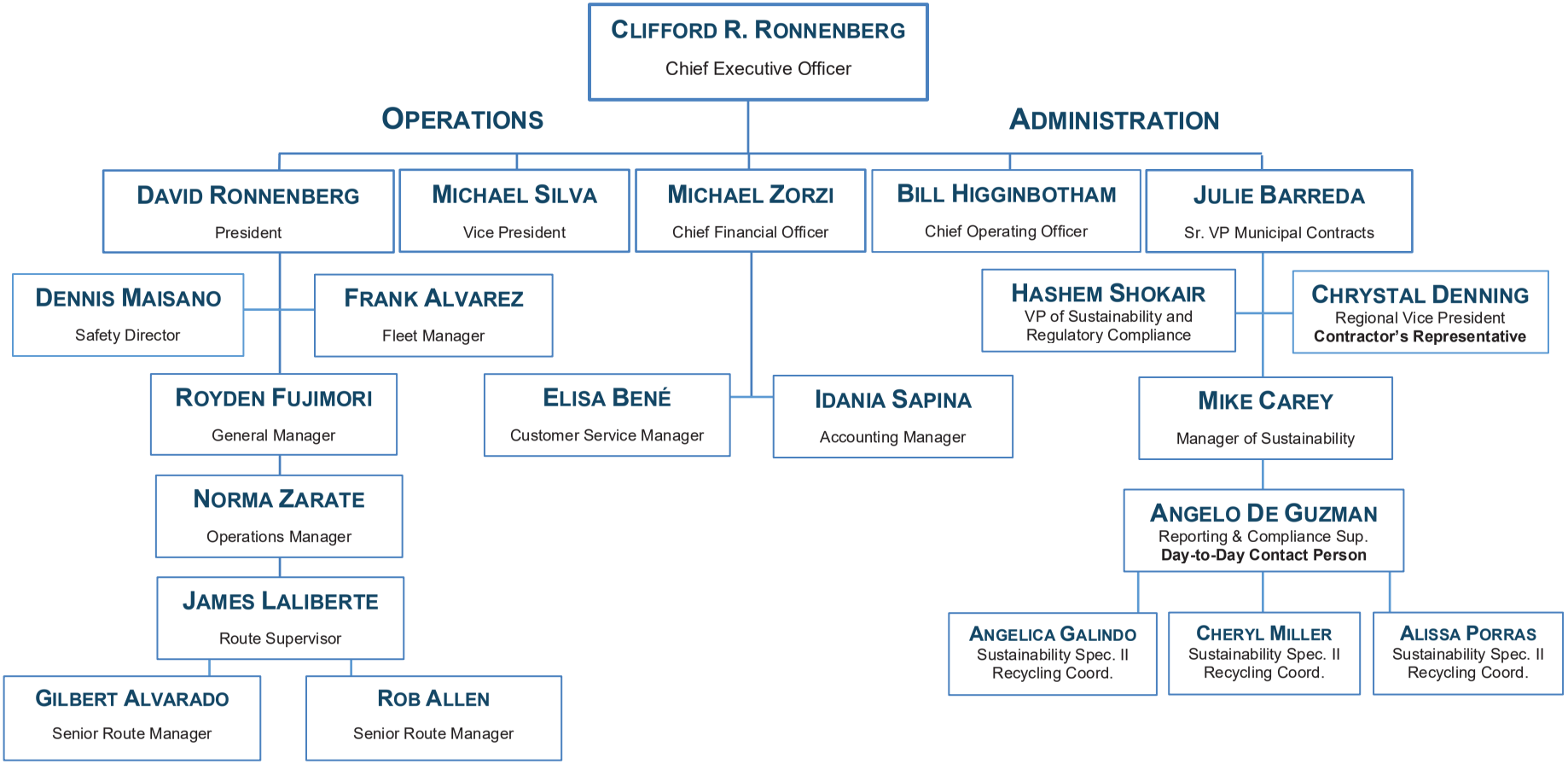

PROPOSAL FORM 7: LIST OF CONTRACTOR-FURNISHED PERSONNEL

Labor Category: Collection and Transportation Headcount	FTE (LF):	FTE (LH):	FTE (Total):
Residential Collection			
MSW Drivers	3.75	1.75	5.50
Recycling Drivers	3.50	1.75	5.25
Co-collection Food Scraps and Yard Trimmings Drivers	2.75	1.50	4.25
Residential Route Manager(s)	0.64	0.32	0.95
Other Residential Driver:			
Other Residential Driver:			
TOTAL RESIDENTIAL DRIVERS	**10.00**	**5.00**	**15.00**
Commercial and Multi-Family Collection			
MSW Drivers	5.75	3.00	8.75
MSW Helpers			
Recycling Drivers (Single Stream)	4.00	1.10	5.10
Recycling Helpers (Single Stream)			
Source-Separated Food Scraps Drivers	0.25	0.10	0.35
Source-Separated Food Scraps Helpers			
Co-collection Food Scraps and Yard Trimmings Driver(s)			
Source-Separated Yard Trimmings Driver(s)			
Commercial/Multi-Family Route Manager(s)	0.64	0.27	0.90
Other Com/MF Driver:			
Other Com/MF Driver:			
TOTAL COMMERCIAL/MULTI-FAMILY DRIVERS	**10.00**	**4.20**	**14.20**
Roll-Off Collection			
Roll-Off Driver(s)	1.50	0.75	2.25
Roll-Off Route Manager(s)	0.10	0.05	0.14
Other Roll-Off Drivers:			
TOTAL ROLL-OFF DRIVERS	**1.50**	**0.75**	**2.25**
Miscellaneous Drivers and Support			
Relief Drivers & Spares	1.65	0.77	2.42
Box Truck Drivers	0.31	0.19	0.50
Bulky Route Driver(s)	0.81	0.49	1.30
HHW Route Driver(s)	0.13	0.08	0.20
Container Delivery Driver(s)	0.25	0.25	0.50
Scout Service Driver(s)	0.25	0.25	0.50
Mechanics	1.00	0.75	1.75
Mechanics Helpers	0.25	0.19	0.44
Other Misc. and Support:			
TOTAL MISC AND SUPPORT	**4.65**	**2.95**	**7.61**
TOTAL PROPOSED COLLECTION/TRANSPORTATION HEADCOUNT	**27.52**	**13.54**	**41.06**

This Proposal Form 7 will become Attachment G to the final Agreement.

PROPOSAL FORM 33: PROPOSER'S PLAN FOR ANNUAL BULKY ITEM COLLECTION EVENT AND ANNUAL BULKY ITEM DROP-OFF DAY IN EACH CITY

1. **Describe plan for the annual Bulky Item collection event and annual Bulky Item drop-off day in each City. The parameters are described in Attachment B, Section 4.1.3.**

CR&R is excited to propose the following program parameters to achieve the intended scope and goals of Attachment B, Section 4.1.3.

As advance and continued promotion of the annual single-family collection and residential drop-off day event is understood to be crucial to achieve the largest participation rate possible and to ensure that items provided for donation are of the highest quality and quantity, CR&R believes that with its effective communication, the Cities and residents will experience a remarkable participation rate. Furthermore, to overcome any potential logistical constraint while ensuring that maximum participation is achieved without the possibility of any incomplete or missed collections, CR&R is recommending providing residents with an ongoing, routed option to donate items in addition to the annual drop-off event to be held per Attachment B, Section 4.1.3.

Communication, staffing and vehicle traffic across each city will be consolidated and focused on the annual drop-off event on the third Saturday in May, with continued advertisement occurring for the option to have routed, curbside collection of donatable items to be handled by CR&R available to residents year-round.

CR&R will provide residents with not only the three (3) Bulky Items Collections per calendar year but provide an additional one (1) collection of donatable items per calendar year of unlimited item count.

Items collected via routed ticketed service will be provided to Goodwill through our partnership agreement. CR&R Customer Service Representatives will confirm with the customer that items are in donatable condition (based on parameters provided by Goodwill) and will route items for collection under a unique ticket. Items will then be collected by CR&R via our box truck route that also collects other recyclable items such as electronic waste and white goods. Items will be tagged for Goodwill and sorted once received at our CR&R facility.

Donatable items bound for Goodwill will be placed in a 40-yard container and transported directly to Goodwill's Tustin branch where Goodwill employees will sort at their leisure and convenience. Once acceptable items are selected and removed by Goodwill, CR&R will provide collection of the 40-yard container and process any remaining items per Attachment B, Section 4.1.

"Donatable Items" refers to items that have financial value and meet the standards as expressed by Goodwill of Orange County which are industry level guidelines placed on items with resale potential. Donatable Items do not include normal "Bulky Items' that are destined for disposal or have no "upcycle" or resale value. Clothing and household goods that meet the standards as provided by Goodwill of Orange County would be considered as a Donatable Item.

Container weights will be tracked on outgoing deliveries to Goodwill and return weights will be established to obtain the "net" tonnage of donated and repurposed material throughout the year.

2. **With which charity, or charities, does the Proposer propose to partner to collect donatable bulky items?**

CR&R is proud to state that it has entered into an arrangement with Goodwill of Orange County.

3. **Provide a letter from the partner charity indicating that the charity would participate in the annual Bulky Item collection events.**

A letter from Goodwill of Orange County is provided at the end of this Form 33.

4. **How would the Proposer coordinate with the charity to identify which bulky items are donatable and not donatable?**

CR&R has had in depth conversations with the Goodwill of Orange County and will work closely with their Donations and Sustainability Manager to craft communication pieces and social media materials highlighting best practices to assist residents in identifying what items are donatable and not donatable.

Further, as a component to CR&R's arrangement with Goodwill of Orange County, items will be delivered directly to Goodwill's Tustin facility which has capacity and staffing available for reviewing and sorting of donatable materials. Through this, Goodwill staff will have greater time and flexibility to utilize their available resources and ensure that the maximum number of items are returned to their marketplaces across the region.

Lastly, all items deemed not-fit-for-donation will be recollected by CR&R and recycled based on the Bulky Item hierarchy as described in the franchise agreement.

5. **Which facility, or facilities, would the Proposer utilize for the drop-off event in each City?**

CR&R in coordination with each City will identify potential and preferred locations however initially, CR&R proposes the following options:

Lake Forest: Saddleback Church
City Sports Park
El Toro High School

Laguna Hills: Laguna Hills High School

6. **The required Bulky Item collection services for multi-family are described in Attachment B, Section 4.1.2. How will the multi-family Bulky Item collection from enclosures be accomplished? How will the number of collections allowed for each multi-family complex be ascertained, recorded and tracked? How will Customer Service Representatives be kept up to date on how many collections are remaining for a given complex? Describe the proposed equipment, schedule and other details for a program that meets the requirements of Section 4.1.2 of the Scope of Work in Attachment B.**

As the incumbent hauler, CR&R is already familiar with each multi-family property and will verify the quantity of enclosures at each property to ascertain the allotted number of bulky item collections for each community (per Scope of Work). Total number of enclosures and bulky collection quantity will be noted in CRM system on each multi-family account. In addition to notes on the main customer account information page, CR&R also can provide specific notes for each property regarding any special instructions, collection maps and other pertinent information for bulky item collection.

Collections will be routed with CR&R's dedicated Sustainability Specialists working closely with property managers to identify and mitigate any potential issues concerning the location of items placed out for collection.

Further, as the incumbent hauler, CR&R's drivers are incredibly familiar with multi-family property layouts across both municipalities, limiting any potential confusion when routing items for collection. All items will be collected on CR&R's International EV Flatbed or Box Truck vehicles and handled based on the Bulky Item hierarchy as described in the franchise agreement.

This Proposal Form 33 will become Attachment H to the final Agreement.

goodwill orange county

A CENTURY OF GOOD · 100 YEARS OF WORKING WONDERS · A FUTURE OF IMPACT

February 13, 2024

Hashem Shokair
Vice President of Sustainability and Regulatory Compliance
CR&R
11292 Western Ave.
Stanton, Calif. 90680

Dear Mr. Shokair,

I am writing on behalf of Goodwill Industries of Orange County, California to express interest in entering into a partnership agreement with CR&R in regards to its proposal to the Cities of Laguna Hills and Lake Forest.

Per prior conversations, CR&R expresses that both cities are requesting annual city-wide donation events to rescue donatable items. The donatable items would be routed to our Tustin warehouse facility free of charge by CR&R. CR&R would also be responsible for the cost of and disposal of items in unsellable, broken, or damaged condition.

As was communicated, the contracts with both Cities of Laguna Hills and Lake Forest would commence in July 2025 and would be valid for eight years. CR&R has expressed that entering into a partnership agreement regarding this project is not binding, and each party would do its best to fulfill the wishes of the cities' agreements.

Please use me as the main contact for this partnership agreement (vanessab@ocgoodwill.org), as well as my Chief Operating Officer, Corrine Allen (corrinea@ocgoodwill.org).

Sincerely,

Vanessa Bañuelos-Dawson
Donations and Sustainability Manager
Goodwill of Orange County

CONNECTING PEOPLE WITH OPPORTUNITY

410 N. Fairview St.
Santa Ana, CA 92703

ocgoodwill.org
714.547.6308

CR&R INCORPORATED environmental services

100% post-consumer recycled content

CITY OF LAGUNA HILLS

City Manager

April 4, 2022

Mr. Tom Koutroulis
Director of OC Waste and Recycling
OC Waste and Recycling
601 N. Ross Street, 5th Floor
Santa Ana, CA 92701

Dear Mr. Koutroulis,

Thank you for your letter dated January 11, 2022, in regards to the upcoming noticing requirements relative to the Waste Disposal Agreement (WDA) renewal. Per Section 6.1 (B) "Option to Renew," the City of Laguna Hills hereby provides notice of our intent to renew the WDA, and we acknowledge that OC Waste and Recycling intends to include new terms in any new or amended WDA in response to SB 1383 regulations.

Sincerely,

Kenneth Rosenfield
Interim City Manager

c: Jo Anne Taylor, OC Waste and Recycling
Dave Reynolds, City of Laguna Hills

24035 El Toro Road • Laguna Hills, California 92653 • (949) 707-2610 • FAX (949) 707-2614
Website: www.lagunahillsca.gov

COUNTY OF ORANGE
OC Waste & Recycling
Our Community. Our Commitment.

Thomas D. Koutroulis, Director
601 N. Ross Street, 5th Floor
Santa Ana, CA 92701

www.oclandfills.com
Telephone: (714) 834-4000
Fax: (714) 834-4183

January 11, 2022

CITY OF LAGUNA HILLS
Mr. Kenneth Rosenfield
City Manager
24035 El Toro Road,
Laguna Hills, CA 92653

Subject: Upcoming Waste Disposal Agreement (WDA) Renewal

Dear Mr. Rosenfield,

As you are aware, the Initial Term of the Waste Disposal Agreement (WDA) you entered with Orange County will be ending on June 30, 2025. Per section 6.1 (B) Option to Renew, your city is required to provide written notice to the County of your intent to renew the WDA on or before June 30, 2022. Your City's written notice of its interest in renewing the WDA will be used to initiate the formal discussions and negotiations for renewal of the WDA beyond June 30, 2025.

While the language in the WDA states that the Renewal Term will be on the "same terms and conditions" as the existing WDA, please be advised that it is OCWR's intent to include new terms in any new or amended WDA to reflect compliance under SB 1383 and future legislation.

Please mail your responses to:

Orange County Waste & Recycle
Attn: Jo Anne Taylor
601 N. Ross Street, 5th Floor
Santa Ana, CA 92701

I look forward to your city's response. Wishing you a Healthy and Happy New Year.

Sincerely,

Tom Koutroulis

AMENDMENT TO WASTE DISPOSAL AGREEMENT

Between

THE COUNTY OF ORANGE, CALIFORNIA

and the

CITY OF LAGUNA HILLS, CALIFORNIA

April 28 2015

County Amendment Authorization Date:

_____ __, 2015

County Notice Address:

Director
OC Waste and Recycling
300 N. Flower, Suite 400
Santa Ana, CA 92703

City Amendment Authorization Date:

_____ __, 2015

City Notice Address

City Manager
City of Laguna Hills
24035 El Toro Road
Laguna Hills, CA 92653

AMENDMENT TO WASTE DISPOSAL AGREEMENT

THIS AMENDMENT TO WASTE DISPOSAL AGREEMENT (the "Amendment") is made and dated as of the date indicated on the cover page hereof between the County of Orange, a political subdivision of the State of California (the "County"), and the City designated on the cover page of this Amendment, a general law or charter city and political subdivision of the State of California (the "City").

RECITALS

The County owns, manages and operates a sanitary landfill system for the disposal of municipal solid waste generated by the cities and the unincorporated area within the County (the "Disposal System"). The Disposal System includes three active landfills and four regional household hazardous waste collection centers.

The Disposal System is used for the disposal of municipal solid waste which is not reused, recycled or otherwise diverted from landfill disposal, pursuant to the California Integrated Waste Management Act of 1989 (Division 30 of the California Public Resources Code) (the "Act").

The County has entered into waste disposal agreements in 2009 (the "Original Waste Disposal Agreements") with all of the cities in the County, including the City, as well as certain sanitary districts located in the County (the "Participating Cities"), pursuant to which the County agreed to provide disposal capacity for waste generated in or under the control of the Participating Cities, and the Participating Cities agreed to deliver or cause the delivery of waste generated in or under the control of the Participating Cities to the Disposal System, as more specifically set forth in, and subject to the terms and conditions of, the Original Waste Disposal Agreements.

The City has determined that the execution of this Amendment by the City is in the best interest of the City and will serve the public health, safety and welfare by providing greater disposal rate stability, more predictable and reliable long-term disposal service, and sound environmental management.

The County has determined that the execution by the County of this Amendment will serve the public health, safety and welfare by providing a more stable, predictable and reliable supply of municipal solid waste and the resulting service payment revenue to the Disposal System, thereby enabling the County to plan, manage, operate and finance improvements to the Disposal System on a more prudent and sound long term, businesslike basis consistent with its obligations to the State and the holders of obligations secured by its Disposal System.

Official action approving this Amendment and determining it to be in the public interest and authorizing its execution and delivery was duly taken by the County on the County authorization date indicated on the cover page hereof.

Official action approving this Amendment and determining it to be in the public interest and authorizing its execution and delivery was duly taken by the City on the City authorization date indicated on the cover page hereof.

It is, therefore, agreed as follows:

Section 1. Amendment to Original Waste Disposal Agreement.

(a) Sections 3.6(C) and 3.6(E) of the Original Waste Disposal Agreement are deleted and replaced in their entirety, as set forth below:

"(C) Receipt of Imported Acceptable Waste on a Contract Basis. Throughout the Term hereof, the County shall have the right to enter into a contract or other agreement with any municipal or private non-County entity for the delivery of Imported Acceptable Waste on terms and conditions that the County determines to be necessary to ensure and enhance the viability of the Disposal System for the benefit of the County and the Participating Cities and to generate Net Import Revenues. The County certifies that in its good faith judgment the contract or other agreement for the delivery of such waste will not materially and adversely affect the ability of the County to receive and dispose of Acceptable Waste from the Participating Cities in accordance with the applicable Disposal Agreements throughout the Term thereof. "

"(E) Application and Use of Revenues From Other Users. (1) Throughout the term hereof, all revenues received by the County from the disposal of County Acceptable Waste by the Disposal System, and all revenues received by the County from the disposal of Imported Acceptable Waste by the Disposal System (including amounts received by the County as a result of the failure of contract counterparties to deliver minimum required amounts of Imported Acceptable Waste) , shall be deposited by the County in the County OC Waste & Recycling Enterprise Fund and shall constitute revenues of the Disposal System. Pursuant to the County's Plan of Adjustment, the County is entitled to receive net revenues (after payment of all costs attributable to the acceptance of such Imported Acceptable Waste at the Disposal System) ("Net Import Revenues") from the disposal of Imported Acceptable Waste by the Disposal System. Costs attributable to the disposal of Imported Acceptable Waste include deposits to the Environmental Fund, deposits to closure and postclosure reserves, City host fees (if applicable), operating costs (such as manpower expenditures, equipment, services and supplies expenditures), state surcharges, and a pro rata share of capital project costs. Net Import Revenues shall be used for the payment of bankruptcy related obligations until payment in full of such bankruptcy related obligations required to be paid from such Net Import Revenues pursuant to the Plan of Adjustment. It is estimated that payment in full of such bankruptcy related obligations required to be paid from such Net Import Revenues pursuant to the Plan of Adjustment will occur by the end of Fiscal Year 2017-18.

(2) Until the County's obligation to apply Net Import Revenues for the payment of bankruptcy related obligations in accordance with the Plan of Adjustment has been satisfied in full, Net Import Revenues shall be calculated as provided in Section (3.6)(E)(1). For any period after the County's obligation to apply Net Import Revenues for the payment of bankruptcy related obligations in accordance with the Plan of Adjustment has been satisfied in full, Net Import Revenues shall be calculated as follows:

(i) in Fiscal Year 2017-18, Net Import Revenues for each ton of Imported Acceptable Waste received shall be equal to the revenues received for the disposal of such ton of Imported Acceptable Waste (excluding any newly established per-ton fees or increases to existing per-ton fees with respect to Imported Acceptable Waste payable to the State, other regulatory agencies or cities in which facilities in the Disposal System are located) in excess of $17.57 per ton;

(ii) in Fiscal Year 2018-19, Net Import Revenues for each ton of Imported Acceptable Waste received shall be equal to the revenues received for the disposal of such ton of Imported

Acceptable Waste (excluding any newly established per-ton fees or increases to existing per-ton fees with respect to Imported Acceptable Waste payable to the State, other regulatory agencies or cities in which facilities in the Disposal System are located) in excess of $18.01 per ton;

(iii) in Fiscal Year 2019-20, Net Import Revenues for each ton of Imported Acceptable Waste received shall be equal to the revenues received for the disposal of such ton of Imported Acceptable Waste (excluding any newly established per-ton fees or increases to existing per-ton fees with respect to Imported Acceptable Waste payable to the State, other regulatory agencies or cities in which facilities in the Disposal System are located) in excess in excess of $18.46 per ton; and

(iv) thereafter, Net Import Revenues shall be equal to 30% of the revenues received by the County from the disposal of Imported Acceptable Waste (excluding any newly established per-ton fees or increases to existing per-ton fees with respect to Imported Acceptable Waste payable to the State, other regulatory agencies or cities in which facilities in the Disposal System are located).

(3) After the County's obligation to apply Net Import Revenues for the payment of bankruptcy related obligations in accordance with the Plan of Adjustment has been satisfied in full (i) 50% of any Net Import Revenues (as calculated pursuant to Section 3.6(E)(2)) shall be paid to the County General Fund; and (ii) 50% of such Net Import Revenues shall be paid to the Participating Cities (and to the County, with respect to the unincorporated area) listed in Appendix 5 for use for any purpose by the Participating City, including but not limited to state mandated solid waste programs. Payments of such amounts to the County General Fund and the Participating Cities shall be made by the County within 90 days after the end of each fiscal year. The portion of Net Import Revenues specified above payable to the Participating Cities shall be apportioned in the percentages set forth in Appendix 5.

(4) The percentages set forth in Appendix 5 with respect to each Participating City will be adjusted at the end of Fiscal Year 2019-20 to reflect the percentage of actual deliveries of Acceptable Waste from each Participating City as compared to the total amount of actual deliveries from all of the Participating Cities during Fiscal Years 2017-18, 2018-19, and 2019-20. The County shall notify each Participating City of the revised percentages in Appendix 5 within 120 days after the end of Fiscal Year 2019-20. The revised percentages will be used for the allocation of Net Import Revenues generated during Fiscal Year 2020-21 and thereafter.

(b) Section 4.2(A)(z) is added to the Original Waste Disposal Agreement (immediately following Section 4.2(A)(y)) as follows:

"(z) decrease the amount of Net Import Revenues otherwise payable to the County General Fund and the Participating Cities pursuant to Section 3.6(E)(2) and Section 3.6(E)(3) and use the amount of such decrease to pay costs of the Disposal System."

(c) Section 6.1(A) and Section 6.1(B) of the Original Waste Disposal Agreement are deleted and replaced in their entirety with the following:

"SECTION 6.1 EFFECTIVE DATE AND TERM.

(A) Initial Term. This Agreement shall continue in full force and effect until June 30, 2025, unless earlier terminated in accordance with its terms, in which event the Term shall be deemed to have expired as of the date of such termination.

(B) Option to Renew. This Agreement shall be subject to renewal by mutual agreement of the parties, on or before June 30, 2023, for an additional term of ten years (the "Renewal Term") on the same terms and conditions as are applicable during the Initial Term hereof. The City shall give the County written notice of its irrevocable election to renew this Agreement on or before June 30, 2022. If the parties do not renew this Agreement by June 30, 2023, the Agreement shall expire on June 30, 2025."

(d) The first sentence of Section 6.1(C) of the Original Waste Disposal Agreement is deleted in its entirety and replaced with the following:

"In connection with the parties' right to renew this Agreement for an additional ten-year term pursuant to Section 6.1(B), the parties shall, on or before June 30, 2023, negotiate an applicable change in the Contract Rate for such renewal term."

(e) Appendix 2 of the Original Waste Disposal Agreement is deleted in its entirety and replaced with the form attached hereto.

(f) Appendix 5 shall be added to the Original Waste Disposal Agreement as a new appendix, in the form attached hereto.

(g) All other terms and conditions of the Original Waste Disposal Agreement shall remain in full force and effect.

Section 2. Initial Payment. As consideration for the execution of this Amendment by all of the Participating Cities, and subject to the occurrence of the Amendment Effective Date pursuant to Section 3, the County agrees to pay, from the County OC Waste & Recycling Enterprise Fund, the Amendment Payment to the Participating Cities listed in Appendix 5. The aggregate Amendment Payment shall be $5,400,000, and shall be distributed to the individual Participating Cities (including the City) in the percentages set forth in Appendix 5 by September 30, 2016.

Section 3. Effectiveness of Amendment. The provisions of this Amendment shall not become effective unless and until the Amendment has been executed by the County and all of the Participating Cities. The date on which the County and all of the Participating Cities have executed the Amendment shall be the "Amendment Effective Date." The County shall give written notice of the Amendment Effective Date to the City. In the event that the Amendment Effective Date does not occur by June 30, 2016, this Amendment shall be automatically terminated and the County shall have no obligation to make the Amendment Payment.

Section 4. REPRESENTATIONS AND WARRANTIES OF THE PARTIES. Each of the parties to this Amendment represent and warrant that it is a political subdivision of the State of California validly existing under the Constitution and laws of the State and (ii) it has duly authorized the execution and delivery of this Amendment, and has duly executed and delivered the Amendment.

All other terms and conditions of the 2009 Original Waste Disposal Agreement not specifically changed by this Amendment, shall remain in full force and effect.

IN WITNESS WHEREOF, COUNTY and CITY have caused this Amendment to be executed by their duly authorized officers or representatives as of the day and year first above written.

COUNTY OF ORANGE

Date 4/28/16

By _____
Director, OC Waste & Recycling

Date _____

By _____
Barbara D. Kogerman, Mayor
City of Laguna Hills

Date _____

By _____
Melissa Au-Yeung, City Clerk
City of Laguna Hills

APPROVED AS TO FORM:
COUNTY COUNSEL
ORANGE COUNTY, CALIFORNIA

By _____
James Steinmann, Deputy

APPENDIX 2

County Acceptable Waste Tonnage Target to be Used for Purposes of Section 4.2(b)

Fiscal Year	Tonnage	Cumulative
FY 2015-16	2,724,250	2,724,250
FY 2016-17	2,681,153	5,405,403
FY 2017-18	2,638,746	8,044,149
FY 2018-19	2,597,017	10,641,166
FY 2019-20	2,558,522	13,199,688
FY 2020-21	2,520,605	15,720,293
FY 2021-22	2,483,256	18,203,549
FY 2022-23	2,483,256	20,686,805
FY 2023-24	2,483,256	23,170,061
FY 2024-25	2,483,256	25,653,317

APPENDIX 5

PARTICIPATING CITY ALLOCATION PURSUANT TO SECTION 3.6

City	Allocation Percentage for Purposes of Section 3.6	Allocation of Initial Payment
Anaheim	13.18%	$711,509
Aliso Viejo	0.67	36,416
Buena Park	2.34	126,275
Brea	2.28	123,085
Costa Mesa	2.18	117,936
Costa Mesa Sanitary District	1.48	79,976
Cypress	2.56	138,115
Dana Point	0.99	53,278
Fullerton	4.10	221,271
Fountain Valley	1.76	95,217
Garden Grove/ GG Sanitary District	7.17	387,197
Huntington Beach	6.13	330,807
Irvine	8.22	444,036
Laguna Beach	1.14	61,796
Laguna Hills	0.74	40,098
Laguna Niguel	1.36	73,341
Laguna Woods	0.41	22,274
La Habra	1.69	91,431
Lake Forest	2.45	132,214
La Palma	0.32	17,325
Los Alamitos	0.58	31,362
Mission Viejo	2.42	130,902
Newport Beach	3.68	198,946
Orange	4.90	264,468
Placentia	1.58	85,116
Rancho Santa Margarita	1.11	60,009
Santa Ana	10.60	572,184
San Clemente	1.40	75,728
San Juan Capistrano	1.23	66,420
Seal Beach	0.82	44,292
Stanton	1.62	87,287
Tustin	1.42	76,648
Villa Park	0.21	11,081
Midway City Sanitary District (Westminster)	2.13	114,893
Yorba Linda	1.78	96,344
County Unincorporated	3.35	180,723
Totals	100%	$5,400,000

WASTE DISPOSAL AGREEMENT

Between

THE COUNTY OF ORANGE, CALIFORNIA

and
the

CITY OF LAGUNA HILLS

Dated 7/23, 2009

County Authorization Date:

March 24, 2009

County Notice Address:

Director
OC Waste & Recycling
300 N. Flower Street, Suite 400
Santa Ana, CA 92703

City Authorization Date:

City Notice Address:

Execution Copy

TABLE OF CONTENTS

Page

ARTICLE I
DEFINITIONS AND INTERPRETATION

Section 1.1 DEFINITIONS....2
Section 1.2 INTERPRETATION....7

ARTICLE II
REPRESENTATIONS AND WARRANTIES

Section 2.1 REPRESENTATIONS AND WARRANTIES OF THE CITY....8
Section 2.2 REPRESENTATIONS AND WARRANTIES OF THE COUNTY....9

ARTICLE III
DELIVERY AND ACCEPTANCE OF WASTE AND PROVISION OF DISPOSAL SERVICE

Section 3.1 DELIVERY OF WASTE....9
Section 3.2 PROVISION OF DISPOSAL SERVICES BY THE COUNTY....11
Section 3.3 COUNTY RIGHT TO REFUSE WASTE....12
Section 3.4 UNINCORPORATED AREA ACCEPTABLE WASTE....13
Section 3.5 MISCELLANEOUS OPERATIONAL MATTERS....14
Section 3.6 OTHER USERS OF THE DISPOSAL SYSTEM....14
Section 3.7 COUNTY PROVISION OF WASTE DIVERSION SERVICES....15

ARTICLE IV
CONTRACT RATE

Section 4.1 CHARGING AND SECURING PAYMENT OF CONTRACT RATE....15
Section 4.2 CONTRACT RATE....15
Section 4.3 RESPONSIBILITY FOR PAYMENT OF THE CONTRACT RATE....21
Section 4.4 BILLING OF THE CONTRACT RATE....21
Section 4.5 RESTRICTED RESERVES....21
Section 4.6 AUDITED FINANCIAL STATEMENTS....22
Section 4.7 ANNUAL UPDATE OF TEN-YEAR FINANCIAL PROJECTION....22

ARTICLE V
BREACH, ENFORCEMENT AND TERMINATION

Section 5.1 BREACH....23
Section 5.2 CITY CONVENIENCE TERMINATION....23
Section 5.3 TERMINATION....23
Section 5.4 NO WAIVERS....24
Section 5.5 FORUM FOR DISPUTE RESOLUTION....24

ARTICLE VI
TERM

Section 6.1 EFFECTIVE DATE AND TERM....24
Section 6.2 COMMENCEMENT DATE....25

ARTICLE VII
GENERAL PROVISIONS

Section 7.1	OPERATION AND MAINTENANCE OF THE DISPOSAL SYSTEM	26
Section 7.2	UNCONTROLLABLE CIRCUMSTANCES GENERALLY.	26
Section 7.3	INDEMNIFICATION	27
Section 7.4	RELATIONSHIP OF THE PARTIES	27
Section 7.5	LIMITED RECOURSE.	27
Section 7.6	PRE-EXISTING RIGHTS AND LIABILITIES	27
Section 7.7	NO VESTED RIGHTS	28
Section 7.8	LIABILITY FOR COLLECTION, TRANSPORTATION AND PROCESSING	28
Section 7.9	NO CONSEQUENTIAL OR PUNITIVE DAMAGES	28
Section 7.10	AMENDMENTS	28
Section 7.11	NOTICE OF LITIGATION	28
Section 7.12	FURTHER ASSURANCES	28
Section 7.13	ASSIGNMENT OF AGREEMENT.	28
Section 7.14	INTEREST ON OVERDUE OBLIGATIONS	28
Section 7.15	BINDING EFFECT	28
Section 7.16	NOTICES	28

APPENDIX 1

ESTIMATED ANNUAL TONNAGE

APPENDIX 2

CUMULATIVE TONNAGE TARGETS

APPENDIX 3

CUMULATIVE CAPITAL COSTS

APPENDIX 4

FORM OF HAULER ACKNOWLEDGEMENT

WASTE DISPOSAL AGREEMENT

THIS WASTE DISPOSAL AGREEMENT is made and dated as of the date indicated on the cover page hereof between the County of Orange, a political subdivision of the State of California (the "County"), and the City designated on the cover page of this Agreement, a general law or charter city and political subdivision of the State of California (the "City").

RECITALS

The County owns, manages and operates a sanitary landfill system for the disposal of municipal solid waste generated by the cities and the unincorporated area within the County (the "Disposal System"). The Disposal System includes three active landfills and four regional household hazardous waste collection centers.

The Disposal System is used for the disposal of municipal solid waste which is not reused, recycled or otherwise diverted from landfill disposal, pursuant to the California Integrated Waste Management Act of 1989 (Division 30 of the California Public Resources Code) (the "Act").

The City, in the exercise of its police power and its powers under the Act, has entered into a franchise or other agreement with or issued permits or licenses to one or more private haulers for the collection and disposal of municipal solid waste generated within the City.

A significant portion of municipal solid waste generated within the City historically has been and currently is delivered by such hauler or haulers to the County for disposal in the Disposal System.

In 1997, the City and the County entered in a waste disposal agreement (the "Original WDA"), pursuant to which the County agreed to provide disposal capacity for waste generated in the City, and the City agreed to deliver or cause the delivery of waste generated in the City to the Disposal System, as more specifically set forth in, and subject to the terms and conditions of, the Original WDA.

The Original WDA, as amended, will expire by its terms on June 30, 2010, unless the City and the County agree to renew the Original WDA.

The City and the County desire to enter into this agreement to extend, amend and restate the Original WDA, on the terms and conditions set forth herein. The County and City acknowledge that the Original WDA shall remain in full force and effect until the Commencement Date.

The City has determined that the execution of this Agreement by the City will serve the public health, safety and welfare of the City by providing greater disposal rate stability, more predictable and reliable long-term disposal service, and the continuation of sound environmental management.

The County has determined that the execution by the County of this Agreement will serve the public health, safety and welfare by providing a more stable, predictable and reliable supply of municipal solid waste and the resulting service payment revenue to the Disposal System, thereby enabling the County to plan, manage, operate and finance improvements to the Disposal System on a more prudent and sound long term, businesslike basis consistent with its obligations to the State and the holders of obligations secured by its Disposal System.

Official action approving this Agreement and determining it to be in the public interest and authorizing its execution and delivery was duly taken by the County on the County authorization date indicated on the cover page hereof.

Official action approving this Agreement and determining it to be in the public interest and authorizing its execution and delivery was duly taken by the City on the City authorization date indicated on the cover page hereof.

It is, therefore, agreed as follows:

ARTICLE I
DEFINITIONS AND INTERPRETATION

SECTION 1.1 DEFINITIONS. As used in this Agreement, the following terms shall have the meanings set forth below.

"Acceptable Waste" means all garbage, refuse, rubbish and other materials and substances discarded or rejected as being spent, useless, worthless or in excess to the owners at the time of such discard or rejection and which are normally disposed of by or collected from residential (single family and multi-family), commercial, industrial, governmental and institutional establishments and which are acceptable at Class III landfills under Applicable Law.

"Act" means the California Integrated Waste Management Act of 1989 (Division 30 of the California Public Resources Code), as amended, supplemented, superseded and replaced from time to time.

"Agreement" means this Waste Disposal Agreement between the County and the City as the same may be amended or modified from time to time in accordance herewith.

"Appendix" means an appendix to this Agreement, as the same may be amended or modified from time to time in accordance with the terms hereof

"Applicable Law" means the Act, the Orange County Code, CERCLA, RCRA, CEQA, any Legal Entitlement and any federal or state rule, regulation, requirement, guideline, permit, action, determination or order of any Governmental Body having jurisdiction, applicable from time to time to the siting, design, permitting, acquisition, construction, equipping, financing, ownership, possession, operation or maintenance of the Disposal System, the transfer, handling, transportation and disposal of Acceptable Waste, Unacceptable Waste, or any other transaction or matter contemplated hereby (including any of the foregoing which concern health, safety, fire, environmental protection, mitigation monitoring plans and building codes).

"Board" means the California Integrated Waste Management Board.

"Capital Costs" means all costs of the Disposal System that are classified as capital costs for purposes of the budget of the Department in accordance with procedures established by the County of Orange Auditor-Controller in compliance with the California State Controller's Manual, including but not limited to all of the categories of costs of the Disposal System reported as "Buildings and Improvements, and Infrastructure" (Object Code 4200) or "Equipment" (Object Code 4000) in the County of Orange – Chart of Accounts, or any successor accounting or reporting system utilized by the County.

"CEQA" means the California Environmental Quality Act, codified at Cal. Pub. Res. Code Section 21000 *et seq.* as amended or superseded, and the regulations promulgated thereunder.

"CERCLA" means the Comprehensive Environmental Response, Compensation and Liability Act, 42 U.S.C.A. Section 9601 *et seq.*, as amended or superseded, and the regulations promulgated thereunder.

"Change in Law" means any of the following events or conditions which has a material and adverse effect on the performance by the parties of their respective obligations under this Agreement (except for payment obligations), or on the siting, design, permitting, acquisition, construction, equipping, financing, ownership, possession, operation or maintenance of the Disposal System or other matters to which Applicable Law applies:

(1) the enactment, adoption, promulgation, issuance, material modification or written change in administrative or judicial interpretation on or after the Commencement Date of any Applicable Law (other than Applicable Law enacted by the County);

(2) the order or judgment of any Governmental Body (other than the County), on or after the Commencement Date, to the extent such order or judgment is not the result of willful or negligent action, error or

omission or lack of reasonable diligence of the County or of the City, whichever is asserting the occurrence of a Change in Law; provided, however, that the contesting in good faith or the failure in good faith to contest any such order or judgment shall not constitute or be construed as such a willful or negligent action, error or omission or lack of reasonable diligence; or

(3) the denial of an application for, delay in the review, issuance or renewal of, or suspension, termination, interruption, imposition of a new or more stringent condition in connection with the issuance, renewal or failure of issuance or renewal on or after the Commencement Date of any Legal Entitlement to the extent that such denial, delay, suspension, termination, interruption, imposition or failure materially and adversely interferes with the performance of this Agreement, if and to the extent that such denial, delay, suspension, termination, interruption, imposition or failure is not the result of willful or negligent action, error or omission or a lack of reasonable diligence of the County or of the City, whichever is asserting the occurrence of a Change in Law; provided, however that the contesting in good faith or the failure in good faith to contest any such denial, delay, suspension, termination, interruption, imposition or failure shall not be construed as such a willful or negligent action, error or omission or lack of reasonable diligence.

A "Change in Law" shall include but not be limited to any new or revised requirements relating to the funding or provision of disposal services, including but not limited to any regulations for disposal operations or activities associated with the remediation, closure, funding or monitoring of closed sites with respect to facilities comprising the Disposal System, or facilities which the County previously utilized to provide waste disposal, transfer, recycling, processing or other waste related activities.

"City" means, as applicable, the city or Sanitary District designated on the cover page of this Agreement and party to this Agreement.

"City Acceptable Waste" means all Acceptable Waste which was originally discarded by the first generator thereof within the geographical limits of the City, and Residue from the foregoing wherever produced, whether within or outside the City (or Tonnage equivalencies of such Residues, as and to the extent provided in subsection 3.1(C) hereof).

"Commencement Date" means the date on which the obligations of the parties hereto commence, established as provided in Section 6.2(B) hereof.

"Contract Date" means the first date on which this Agreement has been executed by both parties hereto.

"Contract Rate" has the meaning specified in Section 4.2 hereof.

"Contract Year" means the fiscal year commencing on July 1 in any year and ending on June 30 of the following year.

"Controllable Waste" means all City Acceptable Waste with respect to which the City has the legal or contractual ability to determine the disposal location therefor and which is:

(1) Non-Recycled City Acceptable Waste;

(2) not generated from the operations of the Governmental Bodies which, under Applicable Law, have the independent power to arrange for the disposal of the waste they generate; and

(3) collected and hauled by Franchise Haulers.

"County" means the County of Orange, a political subdivision of the State of California and party to this Agreement.

"County Plan" means the integrated waste management plan of the County approved by the Board pursuant to the Act as in effect from time to time.

"County Acceptable Waste" means Acceptable Waste generated in the County.

"County OC Waste & Recycling Enterprise Fund" means the waste management enterprise fund established and managed by the County pursuant to Section 25261 of the Government Code separate from its other funds and accounts for receipts and disbursements in connection with the Disposal System.

"County-wide Recycling Services" has the meaning set forth in subsection 3.7(A) hereof.

"Cumulative Tonnage Target" for any given Contract Year means the amount specified in Appendix 2 hereto with respect to such Contract Year.

"Department" means OC Waste & Recycling, and any agency, department or other Governmental Body which succeeds to the duties and powers thereof.

"Disposal Agreements" means each of the waste disposal agreements entered into between the County and any city within the County, Sanitary District or operator of any Transfer Station located in the County in accordance herewith.

"Disposal Services" means the solid waste disposal services to be provided by the County pursuant to the Service Covenant and otherwise hereunder.

"Disposal System" means the Orange County Waste Disposal System which includes solid waste disposal operations at three active landfills (Olinda Alpha, Frank R. Bowerman and Prima Deshecha); four regional Household Hazardous Waste Collection Centers; as well as services, such as monitoring and other activities, at closed refuse stations formerly operated by the County, as appropriate under Applicable Law.

"Environmental Fund" means the fund or funds held by the County to pay unanticipated costs of environmental mitigation, remediation or liability.

"Franchise Hauler" means any hauler or collector who provides Acceptable Waste collection services within the City pursuant to, or under authority granted by, a permit, contract, franchise or other agreement with the City. The term Franchise Hauler includes the City itself if Acceptable Waste collection and transportation services are provided directly by City operated municipal collection service.

"Governmental Body" means any federal, State, county, city or regional legislative, executive, judicial or other governmental board, agency, authority, commission, administration, court or other body, or any officer thereof acting within the scope of his or her authority.

"Hazardous Substance" has the meaning given such term in CERCLA, the Carpenter-Presley-Tanner Hazardous Substance Account Act (California Health and Safety Code Section 25300 *et seq.*), and Titles 22 and 26 of the California Code of Regulations and other regulations promulgated thereunder.

"Hazardous Waste" means (a) any waste which by reason of its quality, concentration, composition or physical, chemical or infectious characteristics may do either of the following: cause, or significantly contribute to, an increase in mortality or an increase in serious irreversible, or incapacitating reversible, illness, or pose a substantial threat or potential hazard to human health or the environment, or any waste which is defined or regulated as a hazardous waste, toxic substance, hazardous chemical substance or mixture, or asbestos under Applicable Law, as amended from time to time including, but not limited to: (1) the Resource Conservation and Recovery Act and the regulations contained in 40 CFR Parts 260-281; (2) the Toxic Substances Control Act (15 U.S.C. Sections 2601 *et seq.*) and the regulations contained in 40 CFR Parts 761-766; (3) the California Health and Safety Code, Section 25117 (West 1992 & Supp. 1996); (4) the California Public Resources Code, Section 40141 (West 1996); and (5) future additional or substitute Applicable Law pertaining to the identification, treatment, storage or disposal of toxic substances or hazardous wastes; or (b) radioactive materials which are source, special nuclear or by-product material as defined by the Atomic Energy Act of 1954 (42 U.S.C. Section 2011 *et seq.*) and the regulations contained in 10 CFR Part 40.

"Imported Acceptable Waste" means Acceptable Waste that is generated outside of the geographical boundaries of the County and delivered to the Disposal System.

"Independent Haulers" means those waste collection/hauler companies primarily engaged as a principal business in the collection and transportation of municipal solid waste generated in the County of Orange which are not obligated to deliver County Acceptable Waste to the Disposal System pursuant to a franchise, contract, permit or other authorization with a city in the County.

"Initial Term" has the meaning specified in Section 6.1(A) hereof.

"Legal Entitlement" means all permits, licenses, approvals, authorizations, consents and entitlements of whatever kind and however described which are required under Applicable Law to be obtained or maintained by any person with respect to the Disposal System or the performance of any obligation under this Agreement or the matters covered hereby.

"Legal Proceeding" means every action, suit, litigation, arbitration, administrative proceeding, and other legal or equitable proceeding having a bearing upon this Agreement.

"Loss-and-Expense" means any and all loss, liability, obligation, damage, delay, penalty, judgment, deposit, cost, expense, claim, demand, charge, tax, or expense, including all fees and costs.

"Net Import Revenues" has the meaning ascribed thereto in Section 3.6(E).

"Non-Recycled City Acceptable Waste" means all City Acceptable Waste other than Recycled City Acceptable Waste.

"Overdue Rate" means the maximum rate of interest permitted by the laws of the State, if applicable, or the prime rate established from time to time by the Bank of America, N.A. or its successors and assigns, plus 2%, whichever is lower.

"Participating City" means any city or Sanitary District executing a Disposal Agreement in accordance with Section 3.6(A) hereof and meeting all requisite conditions to the Commencement Date thereof.

"Plan of Adjustment" means the County's Modified Second Amended Plan of Adjustment, confirmed by the United States Bankruptcy Court Central District of California in that Conformed Order Confirming Modified Second Amended Plan of Adjustment, filed May 17, 1996.

"Posted Disposal Rate" means the per ton tipping fee charged by the County for the disposal of solid waste at the Disposal System by parties which are not entitled to disposal service at the Contract Rate pursuant to this Agreement.

"Prohibited Medical Waste" means any medical or infectious waste prohibited or restricted under Applicable Law from being received by or disposed at the Disposal System.

"Qualified Household Hazardous Waste" means waste materials determined by the Board, the Department of Health Services, the State Water Resources Control Board, or the Air Resources Board to be:

(1) Of a nature that they must be listed as hazardous in State statutes and regulations;

(2) Toxic/ignitable/corrosive/reactive; and

(3) Carcinogenic/mutagenic/teratogenic;

which are discarded from households as opposed to businesses. Qualified Household Hazardous Waste shall not include Unacceptable Waste.

"Recycled City Acceptable Waste" means any otherwise Controllable Waste which is separated from Acceptable Waste by the generator thereof or by processing and which is "recycled" within the meaning of Section 40180 of the Public Resources Code.

"Renewal Term" has the meaning specified in Subsection 6.1(B) hereof.

"Residue" means any material remaining from the processing, by any means and to any extent, of City Acceptable Waste or Recycled City Acceptable Waste; provided, however, that Residue shall not include minimal amounts of material remaining after such processing (which minimal amounts shall in no event exceed 10% of the amount of such City Acceptable Waste or Recycled City Acceptable Waste prior to processing).

"Resource Conservation and Recovery Act" or "RCRA" means the Resource Conservation and Recovery Act, 42 U.S.C.A. Section 6901 *et seq.*, as amended and superseded.

"Restricted Reserves" has the meaning specified in Section 4.5.

"Sanitary Districts" means the sanitary districts in the County formed pursuant to the Sanitary District Act of 1923, codified at Cal. Ann. Health & Safety Code Section 6400 *et seq.*, as amended, supplemented, superseded and replaced from time to time.

"Self-Hauled Waste" means City Acceptable Waste collected and hauled by Self-Haulers.

"Self-Hauler" means any person not engaged commercially in waste haulage who collects and hauls Acceptable Waste generated from residential or business activities conducted by such person.

"Service Coordinator" means the service coordinator for either party designated pursuant to subsection 3.5(C) hereof.

"Service Covenant" means the covenants and agreements of the County set forth in Sections 3.2 and 3.3 hereof.

"Source-Separated Household Hazardous Waste" means Qualified Household Hazardous Waste which has been segregated from Acceptable Waste originating or generated within the geographical jurisdiction of the City at the source or location of generation.

"Source-Separated Household Hazardous Waste Disposal System" means the collection centers, facilities, contracts and other arrangements owned or administered by the County for the receipt, handling and disposal of Source-Separated Household Hazardous Waste.

"State" means the State of California.

"Term" shall mean the Term of this Agreement.

"Ton" means a "short ton" of 2,000 pounds.

"Transfer Station" means any materials recovery facility, composting facility, intermediate processing facility, recycling center, transfer station or other waste handling or management facility to which solid waste collected for the City is delivered for processing before disposal in the Disposal System.

"Unacceptable Waste" means Hazardous Waste; Hazardous Substances; Prohibited Medical Waste; Qualified Household Hazardous Waste separated from Acceptable Waste; explosives, ordnance, highly flammable substances, and noxious materials and lead-acid batteries (except if delivered in minimal quantities); drums and closed containers; liquid waste, oil, human wastes; machinery and equipment from commercial or industrial sources, such as hardened gears, shafts, motor vehicles or major components thereof, agricultural equipment, trailers, marine

vessels and steel cable; hot loads; and any waste which the Disposal System is prohibited from receiving under Applicable Law.

"Uncontrollable Circumstance" means any act, event or condition affecting the Disposal System, the County, the City, or any of their Franchise Haulers, contractors or suppliers to the extent that it materially and adversely affects the ability of either party to perform any obligation under the Agreement (except for payment obligations), if such act, event or condition is beyond the reasonable control of and is not also the result of the willful or negligent act, error or omission or failure to exercise reasonable diligence on the part of the party relying thereon as justification for not performing an obligation or complying with any condition required of such party under the Agreement; provided, however, that the contesting in good faith or the failure in good faith to contest such action or inaction shall not be construed as willful or negligent action or a lack of reasonable diligence of either party. Examples of Uncontrollable Circumstances are:

(1) an act of God, landslide, lightning, earthquake, fire, explosion, flood, sabotage or similar occurrence, acts of a public enemy, extortion, war, blockade or insurrection, riot or civil disturbance; and

(2) a Change in Law.

"Unincorporated Area" means those portions of the County which are not contained within the jurisdictional boundaries of incorporated cities.

"Unincorporated Area Acceptable Waste" means Acceptable Waste originating from or generated within the Unincorporated Area.

"Unrestricted Reserves" means cash and other reserves of the Disposal System which are not Restricted Reserves.

"Waste Disposal Covenant" means the covenants and agreements of the City set forth in Section 3.1 hereof.

SECTION 1.2 INTERPRETATION. In this Agreement, unless the context otherwise requires:

(A) References Hereto. The terms "hereby", "hereof", "herein", "hereunder" and any similar terms refer to this Agreement, and the term "hereafter" means after, and the term "heretofore" means before, the Contract Date.

(B) Gender and Plurality. Words of the masculine gender mean and include correlative words of the feminine and neuter genders and words importing the singular number mean and include the plural number and vice versa.

(C) Persons. Words importing persons include firms, companies, associations, general partnerships, limited partnerships, trusts, business trusts, corporations and other legal entities, including public bodies, as well as individuals.

(D) Headings. The table of contents and any headings preceding the text of the Articles, Sections and subsections of this Agreement shall be solely for convenience of reference and shall not constitute a part of this Agreement, nor shall they affect its meaning, construction or effect.

(E) No Third Party Beneficiaries. Nothing in this Agreement is intended to confer on haulers or any other person other than the parties hereto and their respective permitted successors and assigns hereunder any rights or remedies under or by reason of this Agreement.

(F) Counterparts. This Agreement may be executed in any number of original counterparts. All such counterparts shall constitute but one and the same Agreement.

(G) Applicable Law. This Agreement shall be governed by and construed in accordance with the Applicable Laws of the State of California.

(H) Severability. If any clause, provision, subsection, Section or Article of this Agreement shall be ruled invalid by any court of jurisdiction, then the parties shall: (1) promptly meet and negotiate a substitute for such clause, provision, subsection, Section or Article which shall, to the greatest extent legally permissible, effect the intent of the parties therein; (2) if necessary or desirable to accomplish item (1) above, apply to the court having declared such invalidity for a judicial construction of the invalidated portion of this Agreement; and (3) negotiate such changes in, substitutions for or additions to the remaining provisions of this Agreement as may be necessary in addition to and in conjunction with items (1) and (2) above to effect the intent of the parties in the invalid provision. The invalidity of such clause, provision, subsection, Section or Article shall not affect any of the remaining provisions hereof, and this Agreement shall be construed and enforced as if such invalid portion did not exist, unless such invalidity frustrates the underlying primary purpose of the Agreement.

(I) Integration: Preservation of Certain Agreements. This Agreement contains the entire agreement between the parties with respect to the transactions contemplated hereby. This Agreement shall completely and fully supersede all prior understandings and agreements between the Parties with respect to such transactions; provided, however, that this Agreement shall not supersede the following agreements:

1) MOU, dated March 10, 1992, between the City of Brea and the County of Orange regarding the Olinda Alpha Landfill as amended on April 6, 1993 and November 29, 1994;

2) MOU, dated May 11, 1995, between the City of Brea and the County of Orange regarding importation of out-of-County waste to the Olinda Alpha Landfill;

3) Settlement Agreement, dated August 1, 1984, between the City of Irvine and the County of Orange regarding the Bee Canyon Landfill (currently called Frank R. Bowerman Landfill);

4) MOU, dated May 16, 1995, between the City of Irvine and the County of Orange regarding importation of out-of-County waste to the Frank R. Bowerman Landfill;

5) MOU, dated September 12, 1995, and amended November 21, 1995, between the City of San Juan Capistrano and the County of Orange regarding importation of out-of-County waste to the Prima Deshecha Landfill;

6) MOU, dated July 1, 1997, between the City of San Clemente[, the Orange County Flood Control District] and the County of Orange regarding the Prima Deshecha Landfill; and

7) Cooperative Agreement, dated August 15, 2006, between the County and the City of Irvine.

(J) Recitals. The recitals to this Agreement are not intended to bind the parties hereto. In the event of a conflict between the recitals and the operative provisions of this Agreement, the operative provisions shall prevail. The recitals shall not be used to interpret the provisions of the Agreement.

ARTICLE II
REPRESENTATIONS AND WARRANTIES

SECTION 2.1 REPRESENTATIONS AND WARRANTIES OF THE CITY. The City represents and warrants that:

(A) Existence. The City is a general law or charter city validly existing under the Constitution and laws of the State.

(B) Due Authorization. The City has duly authorized the execution and delivery of this Agreement, and this Agreement has been duly executed and delivered by the City.

SECTION 2.2 REPRESENTATIONS AND WARRANTIES OF THE COUNTY. The County represents and warrants that:

(A) Existence. The County is a political subdivision of the State of California validly existing under the Constitution and laws of the State.

(B) Due Authorization. The County has duly authorized the execution and delivery of this Agreement, and this Agreement has been duly executed and delivered by the County.

ARTICLE III
DELIVERY AND ACCEPTANCE OF WASTE AND PROVISION OF DISPOSAL SERVICE

SECTION 3.1 DELIVERY OF WASTE.

(A) Waste Disposal Covenant. Subject to the occurrence of the Commencement Date and throughout the Term of this Agreement, the City shall exercise all legal and contractual power and authority which it may possess from time to time to deliver or cause the delivery of all Controllable Waste to the Disposal System in accordance herewith.

(B) Recycled City Acceptable Waste. The parties hereto acknowledge the responsibility of the City to meet the recycling and landfill diversion goals contained in the Act. Nothing in this Agreement is intended or shall be interpreted to prohibit or impair the ability of the City to meet such responsibilities, or to restrict the right of the residents, businesses or organizations in the City to practice source separation, recycling, composting or other materials recovery activities, or to restrict the right of the City to conduct, sponsor, encourage or require such activities in any form. No reduction in the amount of Controllable Waste generated in the City and delivered to the Disposal System by or on behalf of the City which may result from any such source separation or recycling program shall cause the City any liability hereunder (other than potential adjustment to the Contract Rate to the extent provided in Article IV hereof) and shall not constitute a breach of this Agreement.

(C) Waste Delivered to Transfer Station. All Residue from any processing of Controllable Waste by materials recovery, composting, recycling or other means, wherever performed, shall constitute Controllable Waste and be subject to the Waste Disposal Covenant. Where City Acceptable Waste is processed at a facility which concurrently processes other Acceptable Waste in a manner which produces commingled residue which cannot be traced to a geographic source, generic residues from such facility in Tonnage equal to the residues that would have been produced had City Acceptable Waste only been processed at the facility shall constitute Controllable Waste and be subject to the Waste Disposal Covenant. Any City Acceptable Waste or material derived or segregated therefrom which is held in storage and asserted by the possessor thereof to constitute Recycled City Acceptable Waste awaiting sale or distribution to the secondary materials markets shall constitute Controllable Waste if, when and to the extent that the storage or diversion thereof can be reasonably deemed to constitute an evasion of the Waste Disposal Covenant rather than generally recognized, accepted and prevailing practice in the Southern California materials recovery and recycling industry conducted in accordance with Applicable Law. In order for the owner and/or operator of a transfer station to be entitled to deliver Acceptable Waste from a Participating City to the Disposal System for the Contract Rate as provided in Article IV, such owner and/or operator must execute a direct agreement with the County, acknowledging and agreeing to comply with the obligation of the Participating City to cause the delivery of all Controllable Waste to the Disposal System pursuant to this Agreement. In addition, the County shall be authorized to implement procedures to determine if Acceptable Waste delivered by the owners or operators of Transfer Stations is entitled to utilize the Disposal System for the Contract Rate. Such procedures may include requiring Transfer Stations to certify, under penalty of perjury, the source of any such Acceptable Waste. If necessary, the County may require that, in order to qualify for use of the Disposal System for the Contract Rate, Transfer Stations must deliver Controllable Waste in loads containing only Controllable Waste, and not commingled with Acceptable Waste from entities which are not Participating Cities or Participating Independent Haulers.

(D) Power to Obligate Waste Disposal and Comply with this Agreement. On or before the Commencement Date, (i) any City franchise, contract, lease, or other agreement which is lawfully in effect relating to or affecting Controllable Waste shall provide, or shall have been amended to provide, that the City shall have the right without material restriction on and after the Commencement Date to direct the delivery of all Controllable Waste to a disposal location selected by the City (whether or not such Controllable Waste is delivered to a transfer station as an intermediate step prior to landfill disposal) and otherwise to comply with its obligations under this Agreement with respect to Controllable Waste and Franchise Haulers, and (ii) the City shall designate the Disposal System as the disposal location pursuant to such franchise, contract, lease or other agreement. On and after the Commencement Date and throughout the Term of this Agreement the City (a) shall not enter into any franchise, contract, lease, agreement or obligation, issue any permit, license or approval, or adopt any ordinance, resolution or law which is materially inconsistent with the requirements of the Waste Disposal Covenant, and (b) shall maintain non-exclusive or exclusive franchises or other contractual arrangements over any City Acceptable Waste which, as of the Contract Date, is subject to non-exclusive or exclusive franchise or other contractual arrangements. The City agrees that the County shall be a third party beneficiary of the obligation of Franchise Haulers to deliver Controllable Waste to the Disposal System, and may directly enforce such obligation through any legal means available. The City shall notify in writing each Franchise Hauler of the County's third party beneficiary rights.

(E) Waste Flow Enforcement. (1) The City, in cooperation with the Department, shall establish, implement, carry out and enforce a waste flow enforcement program which is sufficient to assure the delivery of all Controllable Waste to the Disposal System pursuant to and in accordance with the Waste Disposal Covenant for disposal at the times and in the manner provided herein. The waste flow enforcement program shall consist of amending City franchises, permits or authorizations with all Franchise Haulers, to the extent required by this Section and to the extent allowed by law, and shall include in addition, to the extent necessary and appropriate in the circumstances to assure compliance with the Waste Disposal Covenant, but shall not be limited to: (i) licensing or permitting Franchise Haulers, upon the condition of compliance with the Waste Disposal Covenant, (ii) providing for and taking appropriate enforcement action under any such franchise, license, or permit, such as but not limited to the suspension, revocation and termination of collection rights and privileges, the imposition of fines or collection of damages, and the exercise of injunctive relief against non-complying Franchise Haulers and (iii) causing any Transfer Station to which Controllable Waste is delivered for processing to deliver certification, under the penalty of perjury, of the amounts of Controllable Waste received and Residue remaining from processing at such Transfer Station.

(2) The City acknowledges and agrees that in the event of a breach of the Waste Disposal Covenant by the City, the City shall pay the County an amount equal to the amount that the City would have been required to pay to the County had the Waste Disposal Covenant not been breached, which shall be calculated by (x) subtracting the number of tons actually delivered during the month(s) of the breach from the number of tons that were delivered during the same month(s) closest in time when there was no such breach, even if such month(s) closest in time was prior to the Term, and (y) multiplying such amount by the Contract Rate in effect at the time of such breach (or any higher rate with respect to which the County has provided notice pursuant to Section 4.2). In the event that the County terminates the Waste Disposal Agreement as a result of such breach, the damages due as a result of such termination shall be equal to (aa) the average monthly deliveries by the City for the twelve months prior to the commencement of the breach multiplied by (bb) the Contract Rate in effect at the time of such breach (or any higher rate with respect to which the County has provided notice pursuant to Section 4.2), multiplied by (cc) the number of months that would have remained in the Term of the Agreement had the termination not occurred. The parties recognize that if the City fails to meet its obligations hereunder, the County will suffer damages and that it is and will be impracticable and extremely difficult to ascertain and determine the exact amount of such damages. Therefore, the parties agree that the damages specified above represent a reasonable estimate of the amount of such damages, considering all of the circumstances existing on the date hereto, including the relationship of the sums to the range of harm to the County that reasonably could be anticipated and anticipation that proof of actual damages would be costly or inconvenient. In signing this Agreement, each party specifically confirms the accuracy of the statements made above and the fact that each party had ample opportunity to consult with legal counsel and obtain an explanation of this liquidated damage provision at the time that this Agreement was made.

(F) Legal Challenges to Franchise System. The City shall use its best efforts to preserve, protect and defend its right to exercise and comply with the Waste Disposal Covenant against any challenge thereto, legal or otherwise (including any lawsuits against the City or the County, whether as plaintiff or defendant), by a

Franchise Hauler or any other person, based upon breach of contract, violation of law or any other legal theory. The City shall bear the cost and expense of any such Legal Proceeding or other challenge. In the event any such Legal Proceeding relating to the Waste Disposal Covenant or the City's exercise thereof establishes in a final determination that such covenant or exercise thereof is void, unlawful or unenforceable, or if any Franchise Hauler fails to deliver Controllable Waste to the Disposal System in breach of its franchise with the City on the grounds that a judicial determination made by any court or other Applicable Law has rendered its obligation to deliver Controllable Waste to the Disposal System void, unlawful or unenforceable on any legal grounds, with the result that actual waste deliveries to the Disposal System fall below the Cumulative Tonnage Targets, the County shall be entitled to avail itself of the remedies described in Section 4.2(B) hereof.

(G) Franchise Haulers. The City shall compile and provide the Department with the following information concerning all Franchise Haulers: name, address and phone number; identification number; area of collection and transportation; and franchise and permit terms.

(H) Waste Information System. The City shall cooperate with the Department in collecting information and otherwise monitoring Franchise Haulers in order to assure compliance with this Agreement. Such information may include, to the extent practicable, data pertaining to Controllable Waste collected, transported, stored, processed and disposed of, Recycled City Acceptable Waste collected, transported, stored, processed and marketed or disposed of, Franchise Haulers' franchise, permit or license terms, collection areas, transportation routes and compliance with Applicable Law; and all other information which may reasonably be required by the Department in connection with this Agreement. The City agrees to include in any revised franchise, contract, license or permit or other authorization granted to Franchise Haulers an obligation of the Franchise Hauler to provide to the County information relating to the Controllable Waste collected by such Franchise Hauler, including origins from which such Controllable Waste was collected, tonnage by type of load (residential, commercial, roll-off box), customer service levels, tonnage delivered by transfer station or material recovery facility utilized, and other related information.

(I) City Actions Affecting County. The City agrees to carry out and fulfill its responsibilities under this Agreement and Applicable Law so as to permit full and timely compliance by the County with its covenants and agreements with the State. In particular, the City agrees not to conduct, authorize or permit any disposal services for Controllable Waste to be provided in competition with the Disposal Services provided by the County hereunder, and not to take or omit to take any action with respect to Controllable Waste or its collection, transportation, transfer, storage, treatment or disposal that may materially and adversely affect the County's ability to achieve such timely compliance. Notwithstanding the foregoing, the City shall not be required to deny any permit or license or refuse to grant any approval while exercising its police powers.

(J) No Right of Waste Substitution. Nothing in this Agreement shall authorize or entitle the City to deliver or cause the delivery to the Disposal System of Acceptable Waste originating from or generated outside the jurisdiction of the City, nor obligate the County to receive or dispose of any such Acceptable Waste. The City shall not assign in whole or in part its right to deliver or cause to be delivered Controllable Waste to the County hereunder, and shall not permit any Acceptable Waste originating from or generated outside the jurisdiction of the City to be substituted for Controllable Waste for any purpose hereunder.

(K) Annexations and Restructuring. It is the intention of the parties that this Agreement and the obligations and rights of the City hereunder, including particularly the Waste Disposal Covenant and the Contract Rate, shall, to the extent permitted by Applicable Law, extend to any territory annexed by the City (or any territory with respect to which the City assumes, after March 30, 2008, solid waste management responsibility from a Sanitary District or other public entity) and shall bind any successor or restructured Governmental Body which shall assume or succeed to the rights of the City under Applicable Law.

SECTION 3.2 PROVISION OF DISPOSAL SERVICES BY THE COUNTY.

(A) Service Covenant. Commencing on the Commencement Date, the County shall provide or cause the provision of the service of (1) receiving and disposing of all Controllable Waste at the Disposal System (or such other facilities, including transfer stations, as the County may determine to use), (2) disposing in accordance with subsection 3.2(C) hereof of Controllable Waste which, at any time and for any reason, is in excess

of the disposal capacity of the Disposal System, and (3) in accordance with subsection 3.3(C) hereof, disposing of Unacceptable Waste inadvertently accepted at the Disposal System. The County, to the maximum extent permitted under Applicable Law, shall use its best efforts to keep the Olinda Alpha, Prima Deshecha and Frank R. Bowerman Landfills open for the receipt of waste for disposal or transfer of Controllable Waste pursuant to this Agreement. The County shall do and perform all acts and things which may be necessary or desirable in connection with its covenants in this subsection, including without limitation all planning, development, administration, implementation, construction, operation, maintenance, management, financing and contract work related thereto or undertaken in connection therewith. The County shall exercise all reasonable efforts to minimize the costs incurred in complying with the Service Covenant consistent with its responsibilities hereunder and under this Agreement, Applicable Law and prudent solid waste management practice and environmental considerations.

(B) Particular Facilities. The Department and the City shall consult and cooperate in determining whether and to what extent from time to time other landfills other than that primarily used by the City shall be utilized to receive Controllable Waste. The Department shall immediately advise the City by telephone of any situation, event or circumstance which results in the partial or complete inability of the County to receive Controllable Waste at any particular landfill within the Disposal System, its effect on the County's ability to perform its obligations hereunder, and the County's best estimate of the probable duration. The Department shall confirm such advice in writing within 24 hours of the occurrence of any such inability. The County shall use its best efforts to resume normal operation of the landfill primarily used by the City as soon as possible. In the event of a temporary material increase in average daily deliveries of Controllable Waste from the City which the County reasonably believes could result in the permitted daily disposal capacity limit to be exceeded with respect to a particular landfill within the Disposal System, the County shall have the right to redirect the increased Controllable Waste to another landfill within the Disposal System for the duration of the increase in average daily deliveries; provided, however, that in such circumstances the County shall utilize reasonable efforts to first redirect waste which is not Controllable Waste.

(C) Compliance with Service Covenant Not Excused for any Reason. Commencing on the Commencement Date, the obligations of the County to duly observe and comply with the Service Covenant shall apply continuously and without interruption for the Term of this Agreement. In the event that any Change in Law or other Uncontrollable Circumstance impairs or precludes compliance with the Service Covenant by the means or methods then being employed by the County, the County shall implement alternative or substitute means and methods to enable it to satisfy the terms and conditions of the Service Covenant. In the event that a Change in Law precludes the County from complying with such covenants with the means or methods then being employed and from utilizing any alternate or substitute means or methods of compliance, the County shall continuously use all reasonable efforts to effectuate executive, legislative or judicial change in or relief from the applicability of such law so as to enable the County lawfully to resume compliance with such covenants as soon as possible following the Change in Law.

SECTION 3.3 COUNTY RIGHT TO REFUSE WASTE.

(A) Right of Refusal. Notwithstanding any other provision hereof, the County may refuse delivery of:

(1) Hazardous Waste;

(2) Controllable Waste delivered at hours other than those provided in Section 3.5 hereof;

(3) Waste that does not constitute Acceptable Waste;

(4) Waste that is delivered by any party which has not executed a Waste Disposal Agreement; and

(5) Controllable Waste consisting primarily of construction and demolition debris or inerts which may cause a particular facility's daily tonnage limit to be exceeded.

(B) Identification of Unacceptable Waste. The Department shall have the right (but not the duty or the obligation) to inspect the vehicles of all Franchise Haulers delivering material to the Disposal System, and may require that the Franchise Hauler remove any Unacceptable Waste from such vehicle before it is unloaded. If the Department determines that it is impractical to separate Controllable Waste from Unacceptable Waste in any vehicle, or if the Franchise Hauler delivering such waste is unwilling to make such separation, or if any vehicle is carrying waste which may spill or leak, then the Department may reject the entire vehicle, and the City shall forthwith remove or cause the removal of the entire delivery from the Disposal System. The Department may take all reasonable measures to prevent waste from being blown or scattered before and during unloading. The City shall cause the Franchise Haulers to observe and comply with Applicable Law, the operating rules and regulations of the Department, and the provisions of this Agreement prohibiting the delivery of Unacceptable Waste to the Disposal System.

(C) Hazardous Waste and Hazardous Substances. The parties acknowledge that the Disposal System has not been designed or permitted, and is not intended to be used in any manner or to any extent, for the handling, transportation, storage or disposal of Hazardous Waste or Hazardous Substances. Neither the County nor the City shall countenance or knowingly permit the delivery of Hazardous Waste or Hazardous Substances to the Disposal System.

(D) Disposal of Unacceptable Waste and Hazardous Waste. If Unacceptable Waste or Hazardous Waste is discovered in a vehicle at any landfill within the Disposal System, the driver of the vehicle will not be permitted to discharge the load. If a vehicle is observed unloading Unacceptable Waste or Hazardous Waste in the tipping area of a landfill within the Disposal System Department personnel will use reasonable efforts to assure that such material has been characterized, properly secured and its disposition resolved. The return or reloading onto the delivery vehicle of any Hazardous Waste, Prohibited Medical Waste or other waste requiring handling or transportation shall be conducted in accordance with Applicable Law. Whenever Hazardous Waste is detected at any landfill within the Disposal System, the Department shall take immediate action in accordance with Applicable Law.

(E) Source-Separated Household Hazardous Waste. The County shall maintain, as part of the Disposal System, a Source-Separated Household Hazardous Waste Disposal System for the disposal of Source-Separated Household Hazardous Waste. The disposal service provided by such system shall constitute part of the Disposal Services, and shall be available to Participating Cities as part of the Contract Rate. The County may impose additional fees and charges for services relating to Source-Separated Household Hazardous Waste with respect to cities which are not parties to a Disposal Agreement. The County may provide for the expansion, contraction or modification of the Source-Separated Household Hazardous Waste Disposal System and its services to the extent necessary to ensure the Disposal System's viability; provided, however, if the County chooses to reduce services, the County shall nonetheless continue to expend funds for the Source-Separated Household Hazardous Waste Disposal System each year during the term of this Agreement in an amount at least equal to the amount of funds expended for the Source-Separated Household Hazardous Waste Disposal System during fiscal year 2006-07 as adjusted by changes in the Producer Price Index.

SECTION 3.4 UNINCORPORATED AREA ACCEPTABLE WASTE. Commencing on the Commencement Date, the County in accordance with Applicable Law shall provide or cause to be provided the service of disposing of non-recycled Acceptable Waste originating or generated within the Unincorporated Area and, with respect to such waste, shall comply with the Waste Disposal Covenant as if the County constituted a City subject to the Waste Disposal Covenant hereunder. Rates charged by the County for the disposal of each class of non-recycled Acceptable Waste generated in the Unincorporated Area shall be the same as the Contract Fee charged for the disposal of each class of Controllable Waste. The County shall use its best efforts to preserve, protect and defend its right to exercise and comply with the Waste Disposal Covenant (with respect to non-recycled Acceptable Waste generated in the Unincorporated Area) against any challenge thereto, legal or otherwise, by a Franchise Hauler or any other person, based upon breach of contract, violation of law or any other legal theory. The County shall bear the cost and expense of any such Legal Proceeding or other challenge (with respect to non-recycled Acceptable Waste generated in the Unincorporated Area).

SECTION 3.5 MISCELLANEOUS OPERATIONAL MATTERS.

(A) Operating Hours. The County shall keep the Disposal System open for the receiving of Controllable Waste during such regular operating hours as may be established by the Department in the operating rules and regulations applicable to the Disposal System. The County shall utilize best efforts to maintain substantially similar hours, as were in effect on January 2, 2009, for the receipt of waste through the term of this Agreement (subject to Applicable Law).

(B) Scales and Weighing. The Department shall operate and maintain permanent scales at the Disposal System. The Department shall weigh all vehicles delivering waste by or on behalf of the City (whether or not the County accepts such waste) and prepare a daily weight record with regard to such delivery.

(C) Service Coordinator. The County and the City each shall designate in writing thirty days prior to the expected Commencement Date a person to transmit instructions, receive information and otherwise coordinate service matters arising pursuant to this Agreement (each a "Service Coordinator"). Either party may designate a successor or substitute Service Coordinator at any time by notice to the other party.

(D) Review of Records. Each party may review the other party's books and records with respect to matters relevant to the performance by either party under this Agreement or otherwise related to the operation of the Disposal System to the extent allowed under the California Public Records Act (interpreted as if the parties to this Agreement were natural persons for purposes of the Public Records Act).

SECTION 3.6 OTHER USERS OF THE DISPOSAL SYSTEM.

(A) On or Before July 23, 2009. the County shall have the right to enter into waste disposal agreements with Orange County entities with respect to Acceptable Waste which was originally discarded by the first generator thereof within the geographical limits of the County, including other cities in the County, Sanitary Districts, Transfer Stations and Independent Haulers, which waste disposal agreements shall have terms and provisions substantially identical to the terms and provisions of this Agreement; provided, however, that in no event shall such agreements have terms and provisions more favorable than the terms and provisions of this Agreement (including but not limited to the Contract Rate and availability of disposal capacity).

(B) After July 23, 2009. the County shall have the right to enter into waste disposal agreements with Orange County entities, including any city, Sanitary District, Transfer Station and Independent Hauler, or otherwise accept Acceptable Waste from such parties, but only within the limitations contained in this Section. Any such agreement or waste acceptance agreement must provide that the party delivering waste shall pay a Posted Disposal Rate at least 10% higher than the Contract Rate unless the County determines it is in the best interest of the Disposal System to establish a Posted Disposal Rate less than 10% higher than the Contract Rate. In no event shall the Posted Disposal Rate be equal to or less than the Contract Rate. In addition, the County shall reserve the right in any such waste disposal agreement at any time, to the extent permitted by Applicable Law, to refuse to receive and dispose of Acceptable Waste from any city, County Sanitary District, Transfer Station and Independent Hauler if and to the extent that such receipt and disposal may materially and adversely affect the ability of the County to comply with its obligations to the Participating Cities under the Disposal Agreements to which each is a party.

(C) Receipt of Imported Acceptable Waste on a Contract Basis. The County shall have the right to enter into a contract or other agreement with any municipal or private non-County entity for the delivery of Imported Acceptable Waste on terms and conditions that the County determines to be necessary to ensure and enhance the viability of the Disposal System for the benefit of the County and the Participating Cities and to generate Net Import Revenues. The County certifies that in its good faith judgment the contract or other agreement for the delivery of such waste will not materially and adversely affect the ability of the County to receive and dispose of Acceptable Waste from the Participating Cities in accordance with the applicable Disposal Agreements throughout the Term thereof. The term of any such agreement for the disposal of Imported Acceptable Waste shall end by the later to occur of (i) December 31, 2015 or (ii) the date on which County general purpose revenues are no longer expended to pay debt service on the Orange County Public

Amended 2015

Financing Authority Lease Revenue Refunding Bonds Series 2005, but in no event later than the last day of the fiscal year commencing July 1, 2015.

Amended 2015

(D) Self Haulers. The City and the County acknowledge that Self-Haulers shall be entitled to deliver Self-Hauled Waste to the Disposal System, on a non-contract basis, at the Posted Disposal Rate. Such Self-Haulers shall not be entitled to dispose of Acceptable Waste for the Contract Rate.

(E) Application and Use of Revenues From Other Users. All revenues received by the County from the disposal of County Acceptable Waste by the Disposal System, and all revenues received by the County from the disposal of Imported Acceptable Waste by the Disposal System, shall be deposited by the County in the County OC Waste & Recycling Enterprise Fund and shall constitute revenues of the Disposal System. Pursuant to the County's Plan of Adjustment, the County is entitled to receive net revenues (after payment of all costs attributable to the acceptance of such Imported Acceptable Waste at the Disposal System) ("Net Import Revenues") from the disposal of Imported Acceptable Waste by the Disposal System, and such Net Import Revenues may be used for the payment of bankruptcy related obligations in accordance with the Plan of Adjustment. Costs attributable to the disposal of Imported Acceptable Waste include deposits to the Environmental Fund, deposits to closure and postclosure reserves, City host fees (if applicable), incremental operating costs (such as manpower expenditures, equipment, services and supplies expenditures), state surcharges, and a pro rata share of capital project costs. The parties acknowledge that their intention in determining to allow the importation of Imported Acceptable Waste for disposal by the Disposal System is to stabilize the Contract Rate at rates below those which would otherwise prevail in the absence of such importation.

Amended 2015

SECTION 3.7 COUNTY PROVISION OF WASTE DIVERSION SERVICES.

(A) County-Wide Recycling Services. This Agreement does not require the County to provide for any source reduction, materials recovery, recycling, composting, or other waste diversion services by the County nor any payment therefor by the City, by Franchise Haulers or by ratepayers; provided, however, any County-Wide Recycling Services may be funded through the County OC Waste & Recycling Enterprise Fund. Any such recycling services may be expanded, contracted or modified by the County at any time in its sole discretion.

(B) Separate City-County Diversion Service Agreements. Nothing in this Agreement is intended to limit the right of the County to enter into a separate agreement with the City or any other person to provide source reduction, materials recovery, recycling, composting or other waste diversion services. Any such program conducted by the County, whether in participation with the City, any other of the Participating Cities, other Cities, Sanitary Districts, Transfer Stations, Independent Haulers, Unincorporated Area or non-County entity, shall be operated, managed and accounted for as a program separate and distinct from the Disposal Services program contemplated by the Disposal Agreements and shall not be funded through the general revenues of the Disposal System.

CRR – greenwaste?

ARTICLE IV
CONTRACT RATE

SECTION 4.1 CHARGING AND SECURING PAYMENT OF CONTRACT RATE. The City acknowledges that the County shall have the right to charge and collect a Contract Rate for the acceptance and disposal of Controllable Waste delivered to the System by any Franchise Hauler. The Contract Rate shall be calculated and established, and may be modified, as provided in Section 4.2 hereof. In addition, the City acknowledges that the County shall have the right to establish as part of the operating rules and regulations reasonable measures to secure the payment of all Contract Rates.

SECTION 4.2 CONTRACT RATE.

(A) Establishment of Contract Rate. The Contract Rate payable by each Franchise Hauler shall be (x) $22.00 per ton from the Commencement Date through June 30, 2010, and (y) $29.95 per ton on and after July 1, 2010, in both cases contingent on the delivery to the Disposal System of an amount of Acceptable Waste at

least equal to the Cumulative Tonnage Targets identified in Appendix 2, and subject to adjustment necessary to reflect the circumstances set forth in this Section 4.2:

(i) increased costs incurred by the County (in excess of available insurance proceeds) due to the occurrence of one or more Uncontrollable Circumstances, other than Changes in Law;

(ii) costs incurred by the County (in excess of available insurance proceeds and amounts available in the Environmental Fund for such purposes) remediating environmental conditions at the Disposal System or inactive or closed disposal sites in the County, which, if uncorrected, could give rise to potential claims under CERCLA or related federal or state statutes, including costs incurred providing indemnification to any Participating City pursuant to subsection 7.3; or

(iii) tonnage shortfalls to the extent permitted by Sections 4.2(B);

(iv) average annual inflation prior to July 1, 2010 in excess of the levels set forth in Section 4.2(H) and escalation pursuant to Section 4.2(F) ;

(v) increased costs incurred by the County (in excess of available insurance proceeds) due to the occurrence of one or more Changes in Law; or

(vi) Capital Costs in excess of the Capital Costs at any point in time during the term hereof exceeding the Cumulative Capital Costs set forth in Appendix 3.

Prior to adjusting the Contract Rate as a result of any of the circumstances described in clauses (i), (ii) or (iii) above, the County shall utilize the following remedies in the following order of priority:

(x) reduce the costs of operating the Disposal System to the extent practicable; and

(y) utilize Unrestricted Reserves to pay costs of the Disposal System.

(2) ← section added per amendment

The County will not be required to utilize such remedies prior to adjusting the Contract Rate as a result of any of the circumstances described in clauses (iv), (v) or (vi) above.

Any adjustments to the Contract Rate permitted by this Section shall be calculated by the County to reflect the actual costs or expenses of addressing the circumstance or circumstances pursuant to which the adjustment is authorized. The County agrees that it will evaluate the feasibility of long term financing for significant capital costs where appropriate.

(B) County Acceptable Waste Shortfall. In the event that the actual amount of County Acceptable Waste delivered to the Disposal System at the end of any Contract Year is less than the Cumulative Tonnage Target for such Contract Year for County Acceptable Waste, as specified in Appendix 2, the County shall utilize the following options, in the following order of priority, in order to remedy any adverse effects of such tonnage shortfall:

(i) reduce the costs of operating the Disposal System to the extent practicable;

(ii) utilize Restricted Reserves described in clause (iii) of Section 4.5 to pay costs of the Disposal System;

(iii) utilize Unrestricted Reserves to pay costs of the Disposal System; and

(iv) adjust the Contract Rate.

In the event that implementation of the steps described above does not result in sufficient revenues to satisfactorily address the shortfall in tonnage, the County shall have the right to terminate the Agreement on 60 days written

notice to the City. In addition, in the event that actual deliveries to the Disposal System exceed the Cumulative Tonnage Target as of the end of any Contract Year, the City acknowledges the County shall have the right to establish reserves intended to reflect the potential for lower than expected annual waste deliveries in subsequent years, and that any such reserves shall constitute "Restricted Reserves".

(C) [RESERVED]

(D) Interim Use of Remedies. In the event that, during any Contract Year, waste deliveries to the Disposal System are 25% or more below delivery projections for such Contract Year with the result that the County determines it is unlikely that the Cumulative Tonnage Target will be achieved as of the end of such Contract Year, the County may utilize the remedies described in Section 4.2(B) prior to the end of such Contract Year; provided, however, that if at the end of such Contract Year, the Cumulative Tonnage Target is actually met, the County shall reimburse any adjustments to the Contract Rate made pursuant to this Section to Participating Cities. Such reimbursement may be given as a credit or adjustment to the Contract Rate for future deliveries, rather than a lump sum payment.

(E) Special Charges. Notwithstanding Section 4.2(A), the County shall have the right to impose special charges for the receipt of hard to handle materials, such as bulky materials, construction and demolition debris, tree stumps and sludge. Such special charges shall be calculated to reflect the reasonable incremental costs to the County of accepting such hard to handle materials. In addition, in the event that the Board of Supervisors of the County makes a determination to implement a facility (including but not limited to a transfer station, landfill, conversion technology facility, or a materials recovery or processing facility), which facility would be intended to provide for disposal alternatives after the closure of one or more of the landfills currently operating within the Disposal System, the County may impose an additional charge of $0.50 per ton of Acceptable Waste in order to pay the costs of the study, development, planning, construction and/or operation of such facility.

Adjustments pursuant to this Section 4.2(E) shall not require compliance with the provisions of Section 4.2(I).

(F) Escalation. The Contract Rate shall be adjusted each July 1, beginning July 1, 2011. The change will be equal to the positive percentage change in the Consumer Price Index – All Urban Consumers, U.S. city average, All items, Not Seasonally Adjusted, Series ID CUUR0000SA0 ("CPI") as measured from the October 21 months prior to the rate adjustment to the October immediately preceding the rate adjustment. For example: The July 1, 2011 rate adjustment shall be based upon the index change from October 2009, to October 2010, referred to as year 1 and year 2 respectively in the following example .

Formula to calculate percentage change in the Contract Rate:

Step 1:

$$\left[\frac{\text{October Year 2 CPI}}{\text{October Year 1 CPI}} \right] - 1 = \text{\% increase in Contract Rate}$$

Step 2: Current Contract Rate x (1+ % increase in Contract Rate) = Contract Rate as of July 1 Year 2

On each April 1, commencing April 1, 2011, the County shall provide the City with notice of the adjustment to the Contract Rate to be effective the following July 1. Such notice shall contain the calculation of the adjustment set forth above. The County will calculate the new Contract Rate each year.

In the event that the change in the CPI is negative, no rate adjustment will be made for that year. No adjustment under this Section 4.2(F) will take place until the October CPI index surpasses the index level as of the October immediately preceding the last annual rate adjustment pursuant to this Section 4.1(F), which will be considered "year 1" in calculating the change in the Contract Rate.

For example, if the CPI is measured as follows: October 2009 = 205, October 2010 = 204, October 2011 = 201, October 2012 = 208, then there would be no adjustment in July 2011, or July 2012, and an adjustment equal to the change from 205 to 208 would be implemented on July 1, 2013.

Adjustments pursuant to this Section 4.2(F) shall not require compliance with the provisions of Section 4.2(I).

(G) Adjustment Resulting from Increased Fees. In addition to the other adjustments specified herein, the Contract Rate shall be adjusted to reflect the imposition of new fees or increase in existing fees relating to the disposal of Controllable Waste imposed by state, federal or other agencies (i.e., the State's Integrated Waste Management fee, which is currently $1.40 per ton). The adjustment shall be equal to the amount of any new or increased fee, and the adjustment shall take effect so as to coincide with the imposition of the new or increased fee. The County shall provide notice of any increase pursuant to this Section 4.2(G) as soon as practicable after becoming aware of the imposition of any fees described above.

Adjustments pursuant to this Section 4.2(G) shall not require compliance with the provisions of Section 4.2(I).

(H) Calculation of Cumulative Inflation Rate. For purposes of Section 4.2(A)(iv) for adjustments prior to July 1, 2011, the inflation shall be calculated as the change in the CPI between July of the year of calculation and July 1, 2008. Inflation shall be deemed to exceed the levels set forth below if the ratio between the CPI for July for the year of calculation (calculated in accordance with the formula below) and July 2008 exceeds the ratio corresponding to such year of calculation on the table below. The ratio shall be calculated in accordance with the following formula:

(July CPI of calculation year / CPI for July 2008)

Year of Calculation	*Ratio*
July 1, 2008	1.0000
July 1, 2009	1.0356
July 1, 2010	1.0723

In the event the CPI is no longer published during the term of this Agreement, such other index identified by the Bureau of Labor Statistics or otherwise generally accepted as a replacement for CPI shall be used for purposes of this Agreement. In the event of an adjustment to the Contract Rate pursuant to this section 4.2(H), such adjustment shall be applied to the Contract Rate effective until June 30, 2010, and the Contract Rate effective July 1, 2010.

Adjustments pursuant to this Section 4.2(H) shall not require compliance with the provisions of Section 4.2(I).

(I) Procedure for Rate Adjustments. In the event the County determines that it is entitled to an adjustment of the Contract Rate pursuant to Section 4.2(A) (other than 4.2(A)(iv)) or Section 4.2(B), it shall utilize the procedures described in this Section 4.2(I). The County shall be required to provide the City with at least 90 days prior written notice of the adjustment, which notice shall identify the specific event(s) or circumstances which require the adjustment. The notice shall also specify the earliest date on which the County Board of Supervisors shall consider the proposed adjustment. At least 45 days prior to such meeting of the Board of Supervisors, the County shall provide the City with a report which shall contain the following information: a description of the specific event(s) or circumstances which require the adjustment; a description (including cost estimates) of any activities (which may include, but not be limited to capital improvements to the Disposal System) required in order to remedy such event or circumstance; certification by the County that it has implemented the remedies described in Section 4.2(A) or (B) prior to requiring the rate adjustment; and a description of the methodology used by the County to calculate the adjustment to the Contract Rate (hereinafter the "County Report"). In the event the City disputes the adjustment, it shall provide the County with a written description of the reason for the dispute at least 10 days prior to the meeting of the Board of Supervisors identified in the initial notice of the County (hereinafter the "City Report"). The City Report shall be provided to the Board of Supervisors for

consideration at such meeting in connection with the proposed rate adjustment. At any time from and after the date that the County provides the City with the County Report, upon the request of either party, the City and County shall meet and confer in good faith to resolve any dispute that may arise regarding the proposed adjustment to the Contract Rate. In any such meeting, the County shall be represented by the Director of the Department or his or her designee. In the event the Board of Supervisors approves all or a portion of the proposed rate adjustment, such rate adjustment shall become effective on the date identified in the initial notice sent by the County regardless of whether or not the procedures in Section 4.2(J) are utilized, but subject to potential reimbursement pursuant to clause (11) of Section 4.2(J).

(J) Procedure for Expedited Judicial Review of Contested Rate Adjustment. In the event that, within 30 days after the effective date of any Contract Rate adjustment made pursuant to Section 4.2(I), Participating Cities which, in the aggregate, accounted for more than 50% of the County Acceptable Waste delivered to the County System in the twelve months preceding the Contract Rate adjustment, provide notice to the County of their election to utilize the procedures described in this Section 4.2(J), then the provisions of this Section 4.2(J) shall be utilized by such Participating Cities and the County to resolve the dispute over the Contract Rate Adjustment. In the event that Participating Cities which have delivered the amount of waste contemplated in the preceding sentence do not provide notice to the County of such election, the County shall have no obligation to participate in or cooperate in the implementation of the procedures described below in this Section 4.2(J).

(1) In order to pursue the expedited judicial determination described in this Section (the "Expedited Rate Determination"), the Participating Cities which have made the election described in the paragraph above (the "Challenging Cities") must commence a civil action for breach of contract (the "Action") in the Orange County Superior Court within 45 days of the date on which the Board of Supervisors approves the challenged adjustment to the Contract Rate.

(2) Within two (2) days of filing the Action, the Challenging Cities shall personally serve on the County Counsel both the summons and complaint, and a stipulation and request for the entering of an order incorporating all of the procedural provisions relating to the Expedited Rate Determination as set forth in this Section 4.2(J) (such stipulation and request for order is hereinafter referred to as the "Expedited Rate Determination Stipulation"). The Expedited Rate Determination Stipulation shall be signed by each of the Challenging Cities.

(3) Within fifteen (15) days of the date of service upon the County of the summons and complaint, and Expedited Rate Determination Stipulation, the County Counsel shall execute the Expedited Rate Determination Stipulation and personally serve upon the Challenging Cities through their counsel of record the Expedited Rate Determination Stipulation and its answer to the complaint in the Action. The Stipulation shall also include a waiver by each of the parties of their right to a jury trial of the issues raised in the Action. The City and the County mutually agree that the duty to execute the Expedited Rate Determination Stipulation and comply with the procedures set forth for Expedited Rate Determination in this Section 4.2(J) shall be, and are hereby deemed to be, ministerial duties which the law specifically enjoins upon each of them, and shall be subject to enforcement by the parties herein pursuant to Code of Civil Procedure Section 1085, *et seq.*, or by means of a complaint for specific performance.

(4) Within three (3) days of the date of service by the County upon the Challenging Cities of the fully signed Expedited Rate Determination Stipulation, the County and the Challenging Cities shall jointly make *ex parte* application to the Orange County Superior Court in the Action for the issuance of the order contained in the Expedited Rate Determination Stipulation. At such *ex parte* application, the County and the Challenging Cities shall also seek to confirm with the Orange County Superior Court the briefing schedule, and request a hearing date in accordance with the procedures set forth in this Section 4.2(J).

(5) Within ten (10) days of the date of service by the County upon the Challenging Cities of the answer in the Expedited Rate Determination, the Challenging Cities shall file with the court and personally serve upon the County the Challenging Cities' opening brief and the Record in the Expedited Rate Determination. The opening brief shall not exceed 15 pages in length. The Record shall consist of, and be limited to, the record of the proceedings before the Board of Supervisors with respect to the adjustment of the Contract Rate, including but not limited to the County Report and the City Report prepared by each or any of the Challenging Cities pursuant to Section 4.2(I), any materials filed or lodged with the Board of Supervisors and the Orange County

Waste Commission, the transcript of the proceedings of the Board of Supervisors meeting and the Orange County Waste Commission, the minutes of the Board of Supervisors and the Orange County Waste Commission meeting, and the resolution and/or other documentation evidencing action by the Board of Supervisors and the Orange County Waste Commission to adjust the Contract Rate pursuant to Section 4.2(A) or (B). The record shall also include the most recent reports prepared pursuant to Sections 4.6 and 4.7. The Expedited Rate Determination shall be decided solely on the evidence in the Record, and no extrinsic evidence shall be submitted to or considered by the court.

(6) Within ten (10) days of service by the Challenging Cities of their opening brief and the Record, the County shall file and personally serve upon the Challenging Cities the County's opposition brief. The opposition brief shall not exceed 15 pages in length.

(7) Within five (5) days of service by the County upon the Challenging Cities of the opposition brief, the Challenging Cities may file and personally serve upon the County a rebuttal brief, which shall not exceed 10 pages in length.

(8) The trial of the Expedited Rate Determination shall be conducted as a hearing which shall be conducted at the date set by the court in the *ex parte* hearing conducted pursuant to Section 4.2(J)(4), or such other date and time ordered by the court. If the court requests the parties to prepare supplemental briefs in response to any question or issue raised by the court, the parties may do so.

(9) The standard of review for the Expedited Rate Determination shall be the preponderance of the evidence based upon the Record. The burden of proof shall be borne by the Challenging Cities, and the burden of proof shall be the same as with respect to a plaintiff in a damages action for breach of contract. Both parties have participated in the drafting of this Agreement. Accordingly, nothing set forth in this Agreement shall be interpreted or construed for or against either of the parties as a consequence of their participation in the drafting of this Agreement.

(10) The court shall issue its written statement of decision and enter judgment within thirty (30) days of the date of the hearing in the Expedited Rate Determination.

(11) If the court determines that any portion of the County's adjusted Contract Rate which is the subject of the Expedited Rate Determination was improperly imposed, the County shall, within 30 days of the date of the statement of decision, reimburse to the City the amount improperly imposed, together with interest calculated at the highest percentage rate that does not constitute usury under California laws. Such reimbursement may be made in the form of a reduction in the Contract Rate for a future period (not to exceed twelve months) reasonably calculated to provide full reimbursement of the amounts described above.

(12) If for any reason the court does not sign the order contained in the Expedited Rate Determination Stipulation, the City shall, within 30 days of the court's denial of such requested order, file with the court and personally serve upon the County a motion for summary judgment and/or motion for judgment on the pleadings, in accordance with Code of Civil Procedure Section 437(c) and 438. By executing this Agreement, the parties hereby stipulate that, in the event that the Challenging Cities file such summary judgment motion and/or motion for judgment on the pleadings, the Record shall be deemed to have been incorporated into the complaint and answer filed by the Challenging Cities and the County, and no evidence outside of the Record is relevant or material to the dispute raised in the Expedited Rate Determination. The briefing schedule and hearing on such motion for summary judgment and/or motion for judgment on the pleadings shall be in accordance with Code of Civil Procedure Section 437(c). The Challenging Cities and the County shall be bound by all of the requirements and restrictions set forth in Section 4.2(J) that are not in conflict with this paragraph (12).

(13) In the event that the court both does not sign the order contained in the Expedited Rate Determination Stipulation and either does not hear or does not issue a ruling on the merits on the motion for summary judgment and/or judgment on the pleadings which is dispositive of the issues, claims and causes of action in the complaint filed by the Challenging Cities, the County and the Challenging Cities shall, within twenty days following the issuance of the Court's order or decision not to honor the parties' stipulation or not to hear the parties' motion for summary judgment, make application to the Presiding Judge of the Orange County

Superior Court for an expedited hearing or trial date. The Challenging Cities and the County shall be bound by all of the requirements and restrictions set forth in Section 4.2(J) that are not in conflict with this paragraph (13). In this regard, and without limiting the foregoing, the only evidence to be presented at the hearing or trial shall be the Record, no testimony shall be presented at the hearing or trial; and both the County and the Challenging Cities waive all rights to a jury trial, to any reconsideration of the decision of the court, to a new trial after the court renders a decision, and to any appeal or review of the decision of the court.

SECTION 4.3 RESPONSIBILITY FOR PAYMENT OF THE CONTRACT RATE.

(A) Payment by City. In the event and to the extent (1) the City uses municipal collection forces directly for the haulage of Controllable Waste to the Disposal System or (2) the City uses non-municipal Franchise Haulers for collection but nonetheless elects to pay the Contract Rate from City revenues, the City, as its own Franchise Hauler, shall have direct responsibility for payment of the Contract Rate, and shall take all such budgetary, appropriation and other action as may be necessary to provide for the timely payment of the Contract Rate. Such action may include, depending upon the means authorized by the City to provide for such payment, the levy and collection of general or special taxes, the imposition of benefit assessments, or the collection of user fees, generator charges or other similar impositions for municipal solid waste disposal. The City shall use best efforts in accordance with Applicable Law to levy and impose all such taxes, assessments, fees or charges, and will take all steps, actions and proceedings for the enforcement, collection and payment of all such amounts which shall become delinquent, to the full extent permitted by Applicable Law. To the extent provided in Section 7.5 hereof, the obligation of the City for such Contract Rates shall be limited to amounts in the City's Solid Waste Enterprise Fund. From the Commencement Date to the date of expiration or termination of this Agreement, the obligation to the City to pay the Contract Rate, to the extent the City rather than Franchise Haulers is responsible directly for payment and provided that the Service Covenant has been complied with, shall be absolute and unconditional and shall not be subject to delay or diminution by reason of set-off, abatement, counterclaim, existence of a dispute or otherwise.

(B) Payment by Franchise Haulers. With respect to Controllable Waste delivered by Franchise Haulers other than City municipal collection forces, the obligation to pay the Contract Rate shall rest with such Franchise Haulers and not with the City and, unless the City has agreed with the County to be responsible for Franchise Hauler payments, the City shall not be financially responsible for any delay or failure by such Franchise Hauler to pay the Contract Rate or any portion thereof when due. In the event of any such failure, the County and the City shall cooperate with each other and use their best efforts to obtain timely payment. Such efforts by the County may include, as appropriate, requiring cash payments for disposal rights from such Franchise Hauler and bringing a legal proceeding for payment and damages. Such efforts by the City may include, as appropriate, legal proceedings to suspend, revoke or terminate the Franchise Hauler's franchise, permit or license rights.

(C) Disputes. If the City or the Franchise Hauler disputes any amount billed by the County in any Billing Statement, the City or the Franchise Hauler shall nonetheless pay the billed amount and shall provide the County with written objection within 30 days of the receipt of such Billing Statement indicating the amount that is being disputed and providing all reasons then known to the City or the Franchise Hauler for any objection to or disagreement with such amount. If the City or the Franchise Hauler and the County are not able to resolve such dispute within 30 days after the City's or the Franchise Hauler's objection, either party may pursue appropriate legal remedies.

SECTION 4.4 BILLING OF THE CONTRACT RATE. The County shall continue to bill Contract Rates after the Commencement Date, in the same manner as it has customarily billed tipping fees. Subject to the other provisions of this Agreement, the County shall have the right to modify or amend such manner of billing on reasonable notice to affected parties.

SECTION 4.5 RESTRICTED RESERVES. For purposes of this Agreement, "Restricted Reserves" means cash and other reserves of the Disposal System which are restricted to specific uses or are otherwise being reserved by the County to meet its obligations hereunder throughout the term of the Agreement with respect to the Disposal System pursuant to any Applicable Law, contract, adopted budget, budgetary policy of the County with respect to the Disposal System, or other arrangement. Such cash and other reserves are not required to be deposited in separate accounts or funds in order to constitute "Restricted Reserves" hereunder, and may be commingled with

Unrestricted Reserves or other funds of the County attributable to the Disposal System. "Restricted Reserves" shall include, but not be limited to, the following:

(i) reserves for closure of components of the Disposal System to the extent required by Applicable Law;

(ii) amounts reserved by the County for funding of post closure maintenance and monitoring with respect to components of the Disposal System;

(iii) reserves established to protect the Disposal System against the adverse financial impact of potential decreases in waste deliveries pursuant to Section 4.2(B);

(iv) amounts reserved to pay the costs of capital improvements with respect to the Disposal System;

(v) amounts funded from revenues during the early years of the term of the Agreement reserved to enable the County to provide disposal services for the Contract Rate during the later years of the Agreement;

(vi) amounts temporarily held by the County prior to payment to the State or other Governmental Bodies pursuant to Applicable Law (including any fees or charges payable to the State Integrated Waste Management Board);

(vii) reserves required to meet bond covenants pursuant to financing agreements for Disposal System assets to the extent such amounts must be legally separate and distinct from other reserves identified in this Section;

(viii) security deposits from landfill deferred payment program users;

(ix) amounts held by the County in the Environmental Fund (provided, however, that such amounts in the Environmental Fund will be made available and used by the County if required to pay costs relating to environmental remediation or other related costs);

(x) AB939 surcharges;

(xi) amounts held by the County in the Corrective Action Fund held pursuant to CCR Title 27 to demonstrate financial assurance to pay for potential groundwater contamination; and

(xii) an amount equal to three months of budgeted expenses for the Disposal System for the current fiscal year, representing working capital of the Disposal System.

SECTION 4.6 AUDITED FINANCIAL STATEMENTS. The County shall annually, on or before January 1 each year, prepare or cause to be prepared and have on file for inspection an annual report for the preceding Contract Year, accompanied by a certificate of an independent public accountant or of the County Auditor and Controller as to the examination of the financial statements therein (describing such statements as fairly presenting the information therein in conformity with generally accepted accounting principles) relating to the Disposal System, the Disposal Services, and the fiscal activities of the County OC Waste Disposal Enterprise Fund, and including statements in reasonable detail of the financial condition of the County OC Waste Disposal Enterprise Fund as of the end of the Contract Year and revenue and expenses for the Contract Year.

SECTION 4.7 ANNUAL UPDATE OF TEN-YEAR FINANCIAL PROJECTION. The County shall annually, on or before May 1 of each year, prepare or cause to be prepared, an updated Ten-Year Financial Projection for the Disposal System. Said Financial Projection shall include at least two full years of prior actual data and ten years of future projections including the following elements:

1. County Acceptable Waste, in tons;

2. Imported Acceptable Waste, in tons;

3. Revenues and expenditures;

4. Cash fund balances, including all monies in the County Solid Waste Enterprise Fund, with specific delineation of monies in the Environmental Fund, Restricted Reserves, Unrestricted Reserves, and all other funds of the System.

5. Projected liabilities for closure and post closure as well as reasonable reserves for other environmental costs.

The purpose of the Ten-Year Financial Projection is to keep the City fully informed about the future financial condition of the Disposal System. The County shall cause a copy of the Ten-Year Financial Projection to be delivered to the City Manager of the City no later than May 1 of each year. Upon request, the County shall make available to the Cities supporting information related to the ten-year financial projection

ARTICLE V
BREACH, ENFORCEMENT AND TERMINATION

SECTION 5.1 BREACH. The parties agree that in the event either party breaches any obligation under this Agreement or any representation made by either party hereunder is untrue in any material respect, the other party shall have the right to take any action at law or in equity (including actions for injunctive relief, mandamus and specific performance) it may have to enforce the payment of any amounts due or the performance of any obligations to be performed hereunder. Neither party shall have the right to terminate this Agreement except as provided in Section 5.2 and Section 5.3 hereof or as otherwise provided in this Agreement.

SECTION 5.2 CITY CONVENIENCE TERMINATION. The City shall have the right to terminate this Agreement in its sole discretion, for its convenience and without cause at any time during the Term hereof upon 90 days' written notice to the County. If the City exercises its rights to terminate the Agreement pursuant to this Section, the City shall pay the County a termination fee equal to the Contract Rate in effect at the time of such termination (or any higher rate with respect to which the County has provided notice pursuant to Section 4.2) multiplied by the number of tons of City Acceptable Waste delivered to the Disposal System during the preceding twelve months (or, if the City had been in breach of the Waste Disposal Covenant during such prior months, such amount as would have been delivered if the City had complied with the Waste Disposal Covenant), multiplied by the number of years remaining in the Term of the Agreement.

SECTION 5.3 TERMINATION.

(A) By City. Except as expressly provided herein, the City shall have no right to terminate this Agreement for cause except in the event of the repeated failure or refusal by the County substantially to perform any material obligation under this Agreement unless such failure or refusal is excused by an Uncontrollable Circumstance; except that no such failure or refusal shall give the City the right to terminate this Agreement for cause under this subsection unless:

(1) The City has given prior written notice to the County stating that a specified failure or refusal to perform exists which will, unless corrected, constitute a material breach of this Agreement on the part of the County and which will, in its opinion, give the City the right to terminate this Agreement for cause under this subsection unless such breach is corrected within a reasonable period of time, and

(2) The County has neither challenged in an appropriate forum (in accordance with Section 5.5) the City's conclusion that such failure or refusal to perform has occurred or constitutes a material breach of this Agreement nor corrected or diligently taken steps to correct such breach within a reasonable period of time not more than 90 days from the date of the notice given pursuant to clause (1) of this subsection (but if the

County shall have diligently taken steps to correct such breach within such reasonable period of time, the same shall not constitute a breach giving rise to the right of termination for as long as the County is continuing to take such steps to correct such breach).

(B) By County. Except as expressly provided herein, the County shall have no right to terminate this Agreement for cause except in the event of the repeated failure or refusal by the City substantially to perform any material obligation under this Agreement unless such failure or refusal is excused by an Uncontrollable Circumstance; except that no such failure or refusal shall give the County the right to terminate this Agreement for cause under this subsection unless:

(1) The County has given prior written notice to the City stating that a specified failure or refusal to perform exists which will, unless corrected, constitute a material breach of this Agreement on the part of the City and which will, in its opinion, give the County right to terminate this Agreement for cause under this subsection unless such breach is corrected within a reasonable period of time, and

(2) The City has neither challenged in an appropriate forum (in accordance with Section 5.5) the County's conclusion that such failure or refusal to perform has occurred or constitutes a material breach of this Agreement nor corrected or diligently taken steps to correct such breach within a reasonable period of time not more than 90 days from the date of the notice given pursuant to clause (1) of this subsection (but if the City shall have diligently taken steps to correct such breach within such reasonable period of time, the same shall not constitute a breach giving rise to the right of termination for as long as the City is continuing to take such steps to correct such breach).

SECTION 5.4 NO WAIVERS. No action of the County or the City pursuant to this Agreement (including, but not limited to, any investigation or payment), and no failure to act, shall constitute a waiver by either party of the other party's compliance with any term or provision of this Agreement. No course of dealing or delay by the County or the City in exercising any right, power or remedy under this Agreement shall operate as a waiver thereof or otherwise prejudice such party's rights, powers and remedies. No single or partial exercise of (or failure to exercise) any right, power or remedy of the County or the City under this Agreement shall preclude any other or further exercise thereof of the exercise of any other right, power or remedy.

SECTION 5.5 FORUM FOR DISPUTE RESOLUTION. It is the express intention of the parties that all legal actions and proceedings related to this Agreement or to the Disposal System or to any rights or any relationship between the parties arising therefrom shall be solely and exclusively initiated and maintained in courts of the State of California having appropriate jurisdiction.

ARTICLE VI
TERM

SECTION 6.1 EFFECTIVE DATE AND TERM.

(A) Initial Term. This Agreement shall become effective, shall be in full force and effect and shall be legally binding upon the City and the County from the Contract Date and shall continue in full force and effect until June 30, 2020, unless earlier terminated in accordance with its terms, in which event the Term shall be deemed to have expired as of the date of such termination.

Amended 2015

(B) Option to Renew. This Agreement shall be subject to renewal by mutual agreement of the parties, on or before June 30, 2018, for an additional term of ten years (the "Renewal Term") on the same terms and conditions as are applicable during the Initial Term hereof. The City shall give the County written notice of its irrevocable election to renew this Agreement on or before June 30, 2017. If the parties do not renew this Agreement by June 30, 2018, the Agreement shall expire on June 30, 2020.

(C) Contract Rate During Renewal Term. In connection with the parties' right to renew this Agreement for an additional ten-year term pursuant to Section 6.1(B), the parties shall, on or before June 30, 2018, negotiate an applicable change in the Contract Rate for such renewal term. In determining any revisions to the

Contract Rate to be applicable during any renewal period, in addition to the circumstances described in Section 4.2(A), the parties may take into consideration the following parameters, including but not limited to:

(i) actual cost of operations;

(ii) population growth;

(iii) increase or decrease in available tonnage;

(iv) economic and disposal market conditions in the Southern California region;

(v) changes in transportation and technology;

(vi) closure and expansion of nearby landfills;

(vii) capacity of the Disposal System; and

(viii) available reserves which are in excess of the amount reasonably required as reserves.

(D) Survival; Accrued Rights. The rights and obligations of the parties hereto pursuant to Sections 3.1(E)(2), 5.1, 5.3, 5.5, 7.2, 7.3, 7.5, 7.7, 7.8, 7.9, and 7.10 hereof shall survive the termination or expiration of this Agreement, and no such termination or expiration shall limit or otherwise affect the respective rights and obligations of the parties hereto accrued prior to the date of such termination or expiration. At the end of the Term of this Agreement, all other obligations of the parties shall terminate.

SECTION 6.2 COMMENCEMENT DATE.

(A) Obligations of the Parties Prior to the Commencement Date. The parties acknowledge that the Disposal Agreements may be executed and delivered on different dates and that, except as provided in this subsection, neither the County nor the City shall be obligated to perform its obligations hereunder until the participation threshold provided herein has been met and the other conditions to the occurrence of the Commencement Date have occurred. Prior to the Commencement Date, each party hereto shall at its own expense exercise good faith and due diligence and take all steps within its reasonable control in seeking to satisfy the conditions to the Commencement Date set forth herein as soon as reasonably practicable. The County and the City, each at its own expense, shall cooperate fully with each other and the other Participating Cities in connection with the foregoing undertaking. Until the Commencement Date occurs, the Original WDAs shall remain in full force and effect.

(B) Condition to the Commencement Date. The Commencement Date for the Agreement shall be the date on which the percentage of the County's Acceptable Waste attributable to Participating Cities which have executed and delivered Disposal Agreements shall exceed 85% percent (using the percentage rates attributed to such Cities in Appendix 1). Unincorporated County is assumed to be a Participating City for the purposes of determining the Commencement Date in accordance with this Section 6.2(b) and Appendix 1 of this Agreement.

(C) Satisfaction of Condition and Commencement Date. Upon the satisfaction or waiver of the condition to the Commencement Date, the County shall give written notice thereof to the cities which have theretofore executed Disposal Agreements. The parties shall thereupon hold a formal closing acknowledging the satisfaction or waiver of the condition to the Commencement Date, certifying that the Commencement Date has occurred and designating the Participating Cities. Copies of all of the documents or instruments constituting or evidencing satisfaction of the Commencement Date conditions shall be furnished to each party prior to or on the Commencement Date.

(D) Newly Incorporated Cities. Any city within Orange County which becomes incorporated after the Commencement Date shall upon request be offered the opportunity by the County to become a Participating City. If any such City executes a Disposal Agreement and meets the applicable condition provided in subsection 6.2(B) hereof within 180 days following the date of its municipal incorporation, then such City shall be entitled to execute a Waste Disposal Agreement on substantially the same terms and conditions as this Agreement (including the Contract Rate), notwithstanding the limitations contained in Section 3.6(B).

(E) Failure of Condition. If by _____ [120 DAYS AFTER BOARD APPROVAL], or such later date as the County may agree, the condition to the Commencement Date specified in this Section is not satisfied, either party hereto may, by notice in writing to the other party, terminate this Agreement. Neither party shall be liable to the other for the termination of this Agreement pursuant to this subsection, and each of the parties shall bear its respective costs and expenses incurred in seeking to satisfy the condition to the Commencement Date. Notwithstanding anything in this Agreement to the contrary, in the event that this Agreement is terminated pursuant to this Section, the provisions of the Original WDA shall remain in full force and effect on the terms and conditions set forth therein.

ARTICLE VII
GENERAL PROVISIONS

SECTION 7.1 OPERATION AND MAINTENANCE OF THE DISPOSAL SYSTEM. The County, at its cost and expense through the County Solid Waste Enterprise Fund, shall at all times operate, or caused to be operated, the Disposal System in accordance with Applicable Law and the operating rules and regulations of the Department.

SECTION 7.2 UNCONTROLLABLE CIRCUMSTANCES GENERALLY.

(A) Performance Excused. Except as otherwise specifically provided in this Agreement, neither the County nor the City shall be liable to the other for any failure or delay in the performance of any obligation under this Agreement (other than any payment at the time due and owing) to the extent such failure or delay is due to the occurrence of an Uncontrollable Circumstance.

(B) Notice, Mitigation. The party experiencing an Uncontrollable Circumstance shall notify the other party by telecommunication or telephone and in writing, on or promptly after the date the party experiencing such Uncontrollable Circumstance first knew of the commencement thereof, followed within 15 days by a written description of (1) the Uncontrollable Circumstance and the cause thereof (to the extent known), (2) the date the Uncontrollable Circumstance began and the cause thereof, its estimated duration, the estimated time during which the performance of such party's obligations hereunder will be delayed, (3) the estimated amount, if any, by which the Contract Rate may need to be adjusted as a result of such Uncontrollable Circumstance, (4) its estimated impact on the other obligations of such party under this Agreement and (5) potential mitigating actions which might be taken by the County or City and any areas where costs might be reduced and the approximate amount of such cost reductions. Each party shall provide prompt written notice of the cessation of such Uncontrollable Circumstance. Whenever such act, event or condition shall occur, the party claiming to be adversely affected thereby shall, as promptly as reasonably possible, use its best efforts to eliminate the cause therefor, reduce costs and resume performance under this Agreement. In addition, with respect to Changes in Law, the County shall diligently contest any such changes the imposition of which would have a material adverse impact on the Disposal System. While the delay continues, the County or City shall give notice to the other party, before the first day of each succeeding month, updating the information previously submitted.

(C) Impact on Contract Rate. If and to the extent that Uncontrollable Circumstances interfere with, delay or increase the cost to the County of meeting its obligations hereunder and providing Disposal Services to the Participating Cities in accordance herewith, the County shall be entitled to an increase in the Contract Rate as provided in Section 4.2 herein or an extension in the schedule for performance equal to the amount of the increased cost or the time lost as a result thereof. The proceeds of any insurance available to meet any such increased cost shall be applied to such purpose prior to any determination of cost increases payable under this subsection. Any cost reductions achieved through the mitigating measures undertaken by the County pursuant to subsection 7.2(B) hereof upon the occurrence of an Uncontrollable Circumstance shall be reflected in a reduction of the amount by which the

Contract Rate would have otherwise been increased or shall serve to reduce the Contract Rate to reflect such mitigation measures, as applicable.

SECTION 7.3 INDEMNIFICATION. To the extent permitted by law, the County agrees that, it will protect, indemnify, defend and hold harmless the City from and against all Loss-and-Expense arising from the City's activity as an "arranger" (for purposes of and as such term is defined under CERCLA or comparable state statutes) of municipal solid waste disposal pursuant to this Agreement. In the event the City shall determine that because of conflict or any other reason that it wishes to be defended by legal counsel other than the legal counsel provided by the County, the cost of providing such legal counsel shall be the City's sole responsibility. The City acknowledges the County's legitimate interest in actively participating in any defense, litigation or settlement whether the County or the City provides legal counsel. Any costs incurred by the County pursuant to this Section shall be considered an Uncontrollable Circumstance cost and the County shall be entitled to adjust the Contract Rate as provided in subsection 4.2(A) herein. The County shall not, however, be required to indemnify or defend the City from and against all Loss-and-Expense arising from any willful, knowing, illegal or negligent disposal of hazardous waste (other than incidental amounts of Household Hazardous Waste commonly found in municipal solid waste and permitted to be disposed in Class III landfills under RCRA) which violates the County's landfill permits or Applicable Law. The parties agree that this provision constitutes an indemnity under CERCLA (to the extent of the specific provisions of this Section). The parties acknowledge that this subsection is not intended to and does not create any obligation on the part of the County to provide any indemnification or defense to any Franchise Hauler, whether franchised or not, or any Independent Hauler or Transfer Station, under any circumstances. The City acknowledges the County's legitimate interest in actively participating in any defense, litigation or settlement, and shall, as a condition to this indemnity, coordinate fully with the County in the defense.

SECTION 7.4 RELATIONSHIP OF THE PARTIES. Neither party to this Agreement shall have any responsibility whatsoever with respect to services provided or contractual obligations or liabilities assumed by the other party hereto, whether accrued, absolute, contingent or otherwise, or whether due or to become due. The County is an independent contractor of the City and nothing in this Agreement shall be deemed to constitute either party a partner, agent or legal representative of the other party or to create any fiduciary relationship between the parties.

SECTION 7.5 LIMITED RECOURSE.

(A) To the City. Except in the event the City has not established or maintained a City Solid Waste Enterprise Fund, no recourse shall be had to the general funds or general credit of the City for the payment of any amount due the County hereunder, or the performance of any obligation incurred hereunder, including any Loss-and-Expense of any nature arising from the performance or non-performance of the City's obligations hereunder. The sole recourse of the County for all such amounts shall be to the funds held in any such Solid Waste Enterprise Fund. All amounts held in any City Solid Waste Enterprise Fund shall be held for the uses permitted and required thereby, and no such amounts shall constitute property of the County. The City shall make adequate provision in the administration of any City Solid Waste Enterprise Fund for the payment of any amount or the performance of any obligation which may be due hereunder.

(B) To the County. No recourse shall be had to the general funds or general credit of the County for the payment of any amount due the City hereunder, or the performance of any obligation incurred hereunder, including any Loss-and-Expense of any nature arising from the performance or non-performance of the County's obligations hereunder. The sole recourse of the City for all such amounts shall be to the funds held in the County Solid Waste Enterprise Fund in accordance with the terms of this Agreement. All amounts held in the County Solid Waste Enterprise Fund shall be held for the uses permitted and required thereby, and no such amounts shall constitute property of the City. The County shall make adequate provision in the administration of the County Solid Waste Enterprise Fund for the payment of any amount or the performance of any obligation which may be due hereunder.

SECTION 7.6 PRE-EXISTING RIGHTS AND LIABILITIES. Nothing in this Agreement is intended to affect, release, waive or modify any rights, obligations or liabilities which any party hereto may have to or against the other party as of the Contract Date relating to the disposal of waste in the Disposal System or any other related matter.

SECTION 7.7 NO VESTED RIGHTS. The City shall not acquire any vested property, license or other rights in the Disposal System by reason of this Agreement.

SECTION 7.8 LIABILITY FOR COLLECTION, TRANSPORTATION AND PROCESSING. Any liability incurred by the City as a result of collecting Acceptable Waste or processing it for diversion from landfill, or as a result of causing, franchising, permitting, licensing, authorizing or arranging any of the foregoing, shall be its sole liability, except as expressly otherwise provided herein.

SECTION 7.9 NO CONSEQUENTIAL OR PUNITIVE DAMAGES. In no event shall either party hereto be liable to the other or obligated in any manner to pay to the other any special, incidental, consequential, punitive or similar damages based upon claims arising out of or in connection with the performance or non-performance of its obligations or otherwise under this Agreement, or the material inaccuracy of any representation made in this Agreement, whether such claims are based upon contract, tort, negligence, warranty or other legal theory.

SECTION 7.10 AMENDMENTS. Neither this Agreement nor any provision hereof may be changed, modified, amended or waived except by written agreement duly authorized and executed by both parties.

SECTION 7.11 NOTICE OF LITIGATION. Each party shall deliver written notice to the other of any Legal Proceeding to which it is a party and which questions the validity or enforceability of this Agreement executed by the City or the County or any Legal Entitlement issued in connection herewith.

SECTION 7.12 FURTHER ASSURANCES. At any and all times the City and the County so far as may be authorized by law shall pass, make, do, execute, acknowledge and deliver any and every such further resolutions, acts, deeds, conveyances, instruments, assignments, transfers and assurances as may be necessary or reasonably requested by the other in order to give full effect to this Agreement.

SECTION 7.13 ASSIGNMENT OF AGREEMENT. (A) Assignment. Neither this Agreement nor any of the rights or obligations hereunder may be assigned by either party hereto without the prior written consent of the other party, which may be withheld in the other party's sole discretion. Notwithstanding the foregoing, either party may assign this Agreement to another public entity, subject to the reasonable consent of the other party. In such circumstances the party not requesting the assignment shall have the right to demand assurances of the financial, technical and legal ability of the proposed assignee to undertake the responsibilities and obligations of the assigning party.

(B) Sale. The County shall not enter into any agreement for the sale of the Disposal System which provides for an effective date for such sale prior to the termination of this Agreement.

SECTION 7.14 INTEREST ON OVERDUE OBLIGATIONS. Except as otherwise provided herein, all amounts due hereunder, whether as damages, credits, revenue or reimbursements, that are not paid when due shall bear interest at the Overdue Rate on the amount outstanding from time to time, on the basis of a 365-day year, counting the actual number of days elapsed, and all such interest accrued at any time shall, to the extent permitted by Applicable Law, be deemed added to the amount due, as accrued.

SECTION 7.15 BINDING EFFECT. This Agreement shall bind and inure to the benefit of the parties hereto and any successor or assignee acquiring an interest hereunder consistent with the provisions of Section 7.13 hereof.

SECTION 7.16 NOTICES. Any notice or communication required or permitted hereunder shall be in writing and sufficiently given if delivered in person or sent by certified or registered mail, postage prepaid, to the notice address of the respective parties set forth on the cover page of this Agreement. Changes in the respective addresses to which such notices may be directed may be made from time to time by any party by notice to the other party.

IN WITNESS WHEREOF, COUNTY and CITY have caused this Agreement to be executed by their duly authorized officers or representatives as of the day and year first above written.

COUNTY OF ORANGE

Date 6/5/09

By _____
Director, OC Waste & Recycling

Date June 9, 2009

By _____
Joel Lautenschleger, Mayor
City of Laguna Hills

Approved as to form:

_____
Gregory E. Simonian, City Attorney

Attest:

Date June 9, 2009

By _____
Peggy J. Johns, City Clerk

APPROVED AS TO FORM:
COUNTY COUNSEL
ORANGE COUNTY, CALIFORNIA

By _____

Date 06.25.09

Execution Copy

APPENDIX 1

ESTIMATED ANNUAL TONNAGE

APPENDIX 1

PERCENTAGE OF COUNTY ACCEPTABLE WASTE ATTRIBUTABLE TO PARTICIPATING CITIES FOR PURPOSE OF SECTION 6.2(b)

Jurisdiction	Percentage of County Acceptable Waste
Anaheim	13.4%
Santa Ana	10.6%
Irvine	7.5%
Huntington Beach	6.0%
Orange	5.8%
Garden Grove	5.1%
Fullerton	4.5%
Unincorporated Orange County (1)	4.3%
Costa Mesa	3.6%
Newport Beach	3.0%
Lake Forest	2.6%
Buena Park	2.5%
Mission Viejo	2.3%
Westminster	2.3%
Yorba Linda	2.3%
Brea	2.1%
Tustin	2.0%
Cypress	1.9%
La Habra	1.8%
San Clemente	1.7%
Fountain Valley	1.6%
Laguna Niguel	1.6%
Placentia	1.6%
San Juan Capistrano	1.6%
Laguna Beach	1.4%
Dana Point	1.2%
Stanton	1.1%
Rancho Santa Margarita	1.0%
Laguna Hills	0.9%
Seal Beach	0.8%
Aliso Viejo	0.7%
Los Alamitos	0.5%
La Palma	0.3%
Laguna Woods	0.2%
Villa Park	0.2%
Total	100%

(1) Unincorporated County is assumed to be a Participating City for the purposes of determining the Commencement Date in accordance with Section 6.2(b) of this Agreement.
(2) A Participating City will only be included for purposing of determining the Commencement Date upon (i) execution of a Waste Disposal Agreement by that Participating City and (ii) execution of a Hauler Acknowledgement(s) by the Franchise Hauler(s) operating within such Participating City

APPENDIX 2

CUMULATIVE TONNAGE TARGETS

APPENDIX 2

Cumulative County Acceptable Waste Tonnage Target to be Used for Purposes of Section 4.2 (B)

Fiscal Year	*County Acceptable Waste Tonnage*	*Cumulative County Acceptable Waste Tonnage*
FY 2008-09	3,170,387	3,170,387
FY 2009-10	3,092,806	6,263,193
FY 2010-11	3,185,590	9,448,783
FY 2011-12	3,344,870	12,793,653
FY 2012-13	3,445,216	16,238,869
FY 2013-14	3,514,120	19,752,989
FY 2014-15	3,549,262	23,302,251
FY 2015-16	3,565,608	26,867,859
FY 2016-17	3,582,033	30,449,892
FY 2017-18	3,598,535	34,048,427
FY 2018-19	3,615,115	37,663,542
FY 2019-20	3,631,774	41,295,316

APPENDIX 3
CUMULATIVE CAPITAL COSTS
to be Used
for Purposes of Section 4.2(A)vi

Fiscal Year (ending June 30)	Annual Capital Costs	Cumulative Capital Costs
2009	$37,939,538	$37,939,538
2010	$59,343,405	$97,282,943
2011	$10,433,978	$107,716,921
2012	$13,678,113	$121,395,034
2013	$17,525,040	$138,920,074
2014	$11,259,518	$150,179,592
2015	$37,682,758	$187,862,350
2016	$5,068,800	$192,931,150
2017	$10,662,265	$203,593,415
2018	$29,397,698	$232,991,113
2019	$8,263,795	$241,254,908
2020	$45,103,805	$286,358,713

APPENDIX 4

FORM OF HAULER ACKNOWLEDGMENT

FRANCHISE HAULER ACKNOWLEDGMENT

THIS FRANCHISE HAULER ACKNOWLEDGMENT, dated as of June 9, 2009 (the "Acknowledgment"), by and between the City of Laguna Hills (the "City") and CR&R Incorporated (the "Franchise Hauler").

WITNESSETH

WHEREAS, the City and the Franchise Hauler have heretofore entered into an agreement entitled "Contract for the Collection, Transportation And Disposal of Municipal Solid Waste and For the Collection, and Transportation of Recyclable Materials to Processors for Diversion", dated as of September 28, 2005 (the "Franchise"); and

WHEREAS, the City has issued to the Franchise Hauler a permit, license, approval or other authorization the "Authorization") which allows the Franchise Hauler to provide solid waste collection services within the City; and

WHEREAS, the Franchise Authorization provides for the collection and disposal of municipal solid waste as described therein ("Franchise Waste") generated within the City; and

WHEREAS, Orange County (the "County") owns, manages and operates a sanitary landfill disposal system for municipal solid waste generated within the County; and

WHEREAS, the City and the County have heretofore entered into a Waste Disposal Agreement, dated as of June 9, 2009 (the "Disposal Agreement") determining that the execution of such Disposal Agreement will serve the public health, safety and welfare of the residents of the City and County, by maintaining public ownership and stewardship over the Orange County Landfill Disposal System (the "Disposal System"); and

WHEREAS, under the Disposal Agreement, the County has agreed to provide long-term disposal of all municipal solid waste generated within the City and the City has agreed to exercise all legal, and contractual power which it possesses from time to time to deliver or cause the delivery of such waste to the Disposal System; and

WHEREAS, the provisions of the Waste Disposal Agreement which guarantee capacity for the long term disposal of waste at specified rates generated in the City provide significant benefits to the Franchise Hauler;

WHEREAS, notwithstanding any Franchise provisions to the contrary, the Franchise Hauler explicitly acknowledges the aforementioned benefits to the City, the County and the Franchise Hauler in providing for the disposal of all Franchise Waste to the Disposal System; and

WHEREAS, the City and the Franchise Hauler desire to enter into this Acknowledgment to assure that the City and the Franchise Hauler will be entitled to the benefits of the Waste Disposal Agreement and to assure conformity with the waste delivery obligations which have been agreed to by the City under the Disposal Agreement through the delivery of waste by the Franchise Hauler to the Disposal System; and

WHEREAS, the Franchise Hauler's agreement to deliver Franchise Waste to the Disposal System under this Acknowledgment is given in consideration of the Franchise Hauler's right to receive the Contract Rate for such disposal as provided in the Disposal Agreement.

NOW, THEREFORE, in consideration of the premises and for other good and valuable consideration, the receipt and sufficiency of which is hereby acknowledged, the parties hereto, intending to be legally bound hereby, agree as follows:

1. Capitalized terms used and not otherwise defined herein are used as defined in the Disposal Agreement.

2. The Franchise Hauler hereby waives any right which it may possess under applicable law to contest on any ground, constitutional, statutory, case law, administrative or otherwise, (a) the right, power or authority of the County or the City to enter into or perform their respective obligations under the Disposal Agreement, (b) the enforceability against the County or the City of the Disposal Agreement, or (c) the right, power or authority of the City to deliver or cause the delivery of all Controllable Waste to the Designated Disposal Facility in accordance with this Acknowledgment.

3. The City and the Franchise Hauler each hereby represent that this Acknowledgment has been duly authorized by all necessary action of their respective governing bodies.

4. The Franchise Hauler shall deliver or cause to be delivered all Controllable Waste (including all residue from the processing by any means, wherever conducted, of Controllable Waste), to the Disposal System, and shall otherwise assist the City in complying with its obligations under the Waste Disposal Covenant in Section 3.1 of the Disposal Agreement.

5. The Franchise Hauler shall not haul Controllable Waste to any materials recovery facility, composting facility, intermediate processing facility, recycling center, transfer station or other waste handling or management facility unless the contract or other agreement or arrangement between the Franchise Hauler and the operator of such facility is sufficient in the opinion of the County to assure that the Residue from such facility constituting City Acceptable Waste (or Tonnage equivalencies) and the City Acceptable Waste transferred by such facility shall be delivered to the Designated Disposal Facility in compliance with the Waste Disposal Covenant.

6. The Franchise Hauler shall pay the Contract Rate imposed by the County at the Designated Disposal Facility for the disposal of all Controllable Waste, which rate shall be subject to potential adjustment necessary to reflect the circumstances set forth in the Disposal Agreement.

7. Nothing in this Acknowledgment is intended to restrict any right or responsibility explicitly given the Franchise Hauler in the Franchise to recycle City Acceptable Waste, except as provided in paragraph 5 above with respect to Residue from any such recycling operations.

8. The obligations of the Franchise Hauler under this Acknowledgment shall apply notwithstanding any provision of the Franchise which may conflict herewith.

9. This Acknowledgment may be enforced by the City by any available legal means. In any enforcement action by the City, the burden of proof shall be on the Franchise Hauler to demonstrate compliance herewith.

10. This Acknowledgment shall be in full force and effect and shall be legally binding upon the City and Franchise Hauler from the dated hereof and shall continue in full force and effect until the earlier of (i) the end of the term of the Franchise or (ii) the end of the term of the Disposal Agreement.

11. The City and Hauler agree that the County shall be an express third party beneficiary of this Acknowledgment, and shall be entitled to independently enforce the obligations of the Franchise Hauler hereunder.

12. The Hauler agrees to assist the County in verifying tonnage collected by the Franchise Hauler and providing information required by the County. Hauler will provide upon request refuse tonnage collected within the County, and outside the County (if relevant to confirming tonnage origination), separated by jurisdiction, by load type (residential, commercial, roll-off box), and by facility to which it was delivered (specify which landfill or transfer station). Hauler will provide customer service levels and route lists. Hauler will cooperate with County audits to verify reported origin of tonnage by making records and personnel available to the County and/or its auditors.

IN WITNESS WHEREOF, the parties have caused this Acknowledgment to be executed by their duly authorized officers or representatives as of 9th day of June, 2009.

CITY OF LAGUNA HILLS

Signature: _____

Joel Lautenschleger, Mayor

CR&R INCORPORATED

Signature: _____

Dean Ruffridge
Senior Vice President

ATTACHMENT J
Annual Adjustment of Maximum Rates Contractor May Charge

The original "Collection", "Processing", "Disposal", and "Non-escalating Capital" components of the maximum rates that Contractor may charge to Customers are identified in Attachment D and each component shall be adjusted according to the following procedures. No Adjustments will be made to any rate component that was proposed as "0" or as a negative value rate component upon the Effective Date of the Agreement. The City may make adjustments to the Regulatory Compliance Cost component, SB 1383 Procurement Cost component, and Pavement Impact Cost component based on changes in actual cost. The methodology used to adjust these costs is described in Attachment W.

The following rounding protocol shall be used in the calculations described herein: *For the calculation of the percentage change in all indexes described in this Attachment J, the calculations shall be rounded to one decimal place. (Example: 2.3% or 0.2%). For calculation of all rates and rate components described in this Attachment J, the calculations shall be rounded to two decimal places. (Example: $2.39). The numbers 1,2,3, and 4 in all calculations shall be rounded down. (Example: If the result of the calculation were 7.344, the final figure would be 7.3.) The numbers 5, 6, 7, 8 and 9 in all calculations shall be rounded up. (Example: If the result of the calculation were $3.468, the final figure would be $3.47).*

In the event that the standard reference base period for any index used herein is revised, the calculations will be performed using the officially released data published by the Bureau of Labor Statistics.

If an index used herein is discontinued, the successor index with which it is replaced, shall be used for subsequent calculations. If no successor index is identified by the Bureau of Labor Statistics, the government index which is most comparable shall be used.

1. ANNUAL ADJUSTMENT METHOD AND DISPOSAL COST ADJUSTMENT METHOD FOR MAXIMUM RATES IN ATTACHMENT D

A. ADJUSTMENT FOR COLLECTION COMPONENT OF ANNUAL RATE BASED ON PPI

Perform the following calculations based upon the most current adjusted Collection component of the rate. The initial adjustment shall be applied to the Collection component of the rate as identified in Attachment D beginning July 1, 2026.

<u>Step One.</u> Calculate the percentage change in the Producer Price Index for Natural Gas (Series ID WPU0531). The first adjustment to be made on July 1, 2026 shall be calculated by:

1) Calculate the value of the annual average change in the 'Natural Gas' PPI for the twelve-month period spanning January 2024 through December 2024. The annual average of these indices is calculated by taking the sum of all 12 monthly indices and then dividing that number by 12.
2) The 2025 annual average value shall then be calculated for the period January 2025 through December 2025. The annual average of these indices is calculated by taking the sum of all 12 monthly indices and then dividing that number by 12.
3) Next, the percentage change for the final Natural Gas PPI shall be determined by calculating the annual change between the 2024 to 2025 values. The annual change shall be calculated by taking the difference between the 2024 and 2025 annual averages and dividing this by the 2024 annual average. For example, if the 2024 annual average was 100 and the 2025 annual average was 110, the change in these values would be 10% ((110-100)/100).

This same calculation shall be performed by comparing the average of the prior twelve-month period ending on December 31 for every year of the Term.

Step Two. Calculate the fuel costs by subtracting the portion of the Collection component of the rate attributed to fuel by multiplying Collection by 15%.

Step Three. Multiply the fuel cost (15% of Collection) by 1 plus the percentage change in preliminary PPI for Natural Gas. If the PPI percentage change is negative, then 15% of Collection will be adjusted downward; and if the PPI percentage change is positive, then 15% of Collection shall be adjusted upward. The percentage change shall not exceed 25% for a percentage increase, or -25% for a percentage decrease, per annum.

Step Four. Calculate the percentage change using the annual average value of the Producer Price Index for 'Final Demand - Finished Goods Less Food and Energy' (Bureau of Labor Statistics Series ID WPUFD4131). The first adjustment to be made on July 1, 2026 shall be calculated by:

1) Calculate the value of the annual average change in the 'Final Demand - Finished Goods Less Food and Energy' PPI for the twelve-month period spanning January 2024 through December 2024. The annual average of these indices is calculated by taking the sum of all 12 monthly indices and then dividing that number by 12.
2) The 2025 annual average value shall then be calculated for the period January 2025 through December 2025. The annual average of these indices is calculated by taking the sum of all 12 monthly indices and then dividing that number by 12.
3) Next, the percentage change for the final Finished Goods Less Food and Energy PPI shall be determined by calculating the annual change between

the 2024 to 2025 values. The annual change shall be calculated by taking the difference between the 2024 and 2025 annual averages and dividing this by the 2024 annual average. For example, if the 2024 annual average was 100 and the 2025 annual average was 110, the change in these values would be 10% ((110-100)/100).

This same calculation shall be performed by comparing the average of the prior twelve-month period ending on December 31 for every year of the Term. The percentage change shall not exceed 5% per annum. In the event the calculated average percentage change in the PPI is negative, the rate adjustment shall be zero (0).

Step Five. Multiply the Collection component of the rate by 85% to calculate the Collection fee less fuel costs.

Step Six. Multiply the Collection fee, less fuel costs (85% of Collection) by 1 plus the percentage change in PPI for Finished Goods similar to the calculation shown in Step Four above.

Step Seven. Add the Collection component adjusted for fuel costs (15% of Collection as calculated in Step 3) to the Collection component less fuel costs (85% of Collection as calculated in Step 6) for the total adjusted Collection component of the rate.

Sample Rate Adjustment Calculation for Change in PPI
(All numbers are examples only and are used here for illustration purposes).

Example Assumptions:

Final Annual Average PPI for Finished Goods (old)	140.00
Final Annual Average PPI for Finished Goods (new)	144.00
Final Annual Average PPI for Natural Gas (old)	237.4
Final Annual Average PPI for Natural Gas (new)	270.7
Current Residential Recycling Cart Collection Rate	$ 0.91
Current Commingled 3-yd bin Collection Rate	$32.28

Step One. Calculate average annual percentage change in PPI for Natural Gas.

270.7 - 237.4 = (33.3/237.4) X 100 = 14.0%

Step Two. Calculate average annual percentage of Collection attributable to fuel costs (= 15%).

Residential Collection Rate: $.91 X .15 = $.14
3 yd. Bin Collection Rate: $32.28 X .15 = $4.84

Step Three. Apply annual percentage change of PPI for Natural Gas to fuel costs calculated in Step Two.

Residential Collection Rate: $.14 X 1.14 = $.16
3 yd. Bin Collection Rate: $4.84 X 1.14 = $5.52

Step Four. Calculate average annual percentage change in PPI for Finished Goods.

144 – 140 = (4/140) 100 = 2.9%

Step Five. Calculate Collection less fuel costs (= 85%).

Residential Collection Rate: $.91 X .85 = $.77
3 yd. Bin Collection Rate: $32.28 X .85 = $27.44

Step Six. Apply annual percentage change of PPI for Finished Goods to Collection fee less fuel costs calculated in Step Five.

Residential Collection Rate: $.77 X 1.029 = $.79
3 yd. Bin Collection Rate: $27.44 X 1.029 = $28.24

Step Seven. Add the rates calculated in step three and step six to calculate the total adjusted Collection rate.

New Residential Collection Rate: $.16 + $.79 = $.95
New 3 yd. Bin Collection Rate: $5.52 + $28.24 = $33.76

B. ADJUSTMENT FOR PROCESSING COMPONENT OF ANNUAL RATE BASED ON PPI

Perform the following calculations of the most current adjusted Processing component of the rate. The initial adjustment shall be applied to the Processing component of the rate as identified in Attachment D beginning July 1, 2026.

Step One. Calculate the percentage change in the 'Final Demand - Finished Goods Less Food and Energy' (Bureau of Labor Statistics Series ID WPUFD4131). The change in the PPI shall be the average of the twelve-month period ending on December 31 as compared to the prior year's average percentage change during the 12-month period ending on December 31. The change allowed shall not exceed 5% per annum. In the event the percentage change in the PPI is negative, the adjustment for the Processing component of the rate shall be zero.

Step Two. Multiply the Processing component of the rate by 1 plus the percentage change in the annual average PPI.

Step Three. In the event the calculated percentage change in the PPI is negative, the rate adjustment shall be zero (0).

Sample Rate Adjustment Calculation for Change in PPI
(All numbers are examples only and are used here for illustration purposes).

Example Assumptions:

Final Annual Average PPI for Finished Goods (old)	140.00
Final Annual Average PPI for Finished Goods (new)	144.00
Current Residential Recycling Cart Processing Rate	$ 2.48
Current Single-Stream 3 yd. Bin Processing Rate	$18.16

Step One. Calculate percentage change in PPI.

144-140 = (4/140) 100 = 2.9%

Step Two. Apply percent change to Processing component of rate.

Residential Processing Rate: $2.48 X 1.029 = $2.55
3 yd. Bin Processing Rate: $18.16 X 1.029 = $18.69

C. ADJUSTMENT FOR CHANGE IN DISPOSAL CHARGE (TIP FEES) APPLIES ONLY WHEN TIPPING FEE ACTUALLY CHANGES (INCREASES OR DECREASES)

Step One. Calculate the percentage change in the Disposal Charge per ton, based upon the change between the most recent tipping fee on which rates are based, and the new tipping fee.

Step Two. Apply the resulting percentage change to the most current Disposal component of rate by multiplying the Disposal component by 1 plus the percentage change. If the percentage change is negative, then the Disposal Charge will be adjusted downward; and if the percentage change is positive, then Disposal Charge shall be adjusted upward.

Sample Rate Adjustment Calculation for Change in Disposal Charge
(All numbers are examples only and are used here for illustration purposes)

Example Assumptions:

Disposal Tip Fee (old)	$30.00/ton
Disposal Tip Fee (new)	$35.00/ton
Current Disposal Charge	
Component of Residential MSW Cart rate	$ 0.11
Current Disposal Charge	

Component of 3 yd. Bin rate $1.01

Step One. Calculate percentage change in Tip Fee.

$35.00 - $30.00 = ($5/$30.00) 100 = 16.7%

Step Two. Apply percent change to Disposal Charge component of existing rates.

Residential Disposal rate: $.11 x 1.167 = $.13
3 yard Bin Disposal rate: $1.01 x 1.167 = $1.18

D. NO ADJUSTMENT TO NON-ESCALATING CAPITAL COMPONENT

The capital component of the rate will not be adjusted at any point during the term of the Agreement.

Sample Rate Adjustment Calculation for Non-escalating Capital Component
(All numbers are examples only and are used here for illustration purposes)

Example Assumptions:

Capital cost (old)	$1.00
Capital cost (new)	$1.00

No adjustment in capital cost component.

E. CALCULATE TOTAL ANNUAL MAXIMUM RATE

Step One. Add the adjusted Collection Component of the Rate (as adjusted in A. above), the adjusted Processing Component of the Rate (as adjusted in B. above), the adjusted Disposal Component of Rate (as adjusted in C. above), and the non-adjusted capital component (as shown in D. above) to calculate total rate for service. Note: the Disposal Component of Rate will not be adjusted up or down if the tipping fee has not changed.

Example (using figures in previous examples included in this Attachment J):

Adjusted Residential Rate: $.95 + $2.55 + $.13 + $1.00 = $4.63
Adjusted 3 yd. Bin Rate: $33.76 + $18.69 + $1.18 + $1.00 = $54.63

ATTACHMENT K
Reports to be Submitted to City

The reports listed and described in this Attachment K shall be submitted to City by Contractor on the dates and schedules specified herein. The City has the right to request additional reports, to direct Contractor to modify report format and layout, and to require that Contractor use City report formats. All report formats shall be approved by City and shall be submitted electronically (i.e. via e-mail attachment). Paper copies shall be made available upon request by the City. The reporting year shall be the Calendar Year (i.e. January 1 through December 31). For the initial year of the Term, the reporting period shall be July 1, 2025 through December 31, 2025. City will work with Contractor during the transition and the first year of operations to tailor and refine reporting formats to the City's desired level of detail.

For all monthly, quarterly, and annual reports, Contractor shall provide a certification statement, signed under penalty of perjury by the responsible corporate official, that the reports are true and correct.

Monthly Reports

Monthly reports shall include a Year-To-Date summary. Monthly reports shall be submitted within twenty-five (25) calendar days after the end of each month for information on preceding months. The information listed may be combined into one or several reports and shall be the minimum reported:

1. Diversion Program(s) tonnage and goal summary listed by program and DPS Code.

2. Calculation of the Diversion rate achieved year-to-date.

3. Tons Collected and Diverted by Sector: Tons Collected and the Tons Diverted in the City (using the characterization study-derived Diversion and Residue percentages - see Attachment N). Tons Collected and Diverted shall be grouped by class of Customer (e.g. Commercial, Multi-Family, Single Family Dwelling, Roll Off and Compactor Service, etc.) and also by each type of Collection service for each class of Customer, as described below:

    - Single Materials Recyclables Tons Collected and Diverted from Commercial, Multi-Family, and Roll-off Customers
    - Single Stream Recyclable Materials Tons Collected and Diverted from Commercial, Multi-Family, Roll-off, and Residential Customers
    - Food Scrap Tons collected from Commercial, Roll-off, and, if directed by the City, Multi-Family and Residential Customers
    - Yard Trimmings Tons Collected and Diverted from Commercial, Multi-Family, Roll-off, and Residential Customers
    - Co-collected Food Scraps and Yard Trimmings Tons Collected and Diverted from Commercial, Multi-Family, Roll-off, and Residential Customers (if directed by the City)
    - Stable Bedding and Manure collected from Residential, Commercial, Multi-family, and Roll-off Customers
    - MSW Tons Collected from Commercial, Multi-Family, Roll-off, and Residential Customers

4. Tons Delivered to, and Diverted by, Processing Facilities: Report shall list the number of Tons that were delivered to, and Diverted by, each Compost Facility, Clean MRF, Construction and Demolition Debris Processing Facility, Bioengineered Feedstock Facility, Stable Bedding and Manure Processing Facility, and all other Processing Facilities used. Diversion rates shall be based upon the results of the characterization studies described in Attachment N.

5. All Materials Diverted by Contractor. Statement showing types of materials and quantities sold (in Tons).

6. Number of Tons of MSW Disposed during the month from both Contractor's Collection routes and Tons of Residue Disposed from each Processing Facility used by Contractor to process Recyclable Materials, Yard Trimmings, Food Scraps, Co-collected Food Scraps and Yard Trimmings, and Construction and Demolition Debris for materials from City. The report shall include backup documentation showing how the Tons of Residue from each Facility were calculated and allocated to City. The report shall also include the name, telephone number and e-mail address of the contact person at each Processing Facility that the City can contact with questions about the allocations and/or reported Residue percentages and/or the number of Tons processed from City.

7. Narrative summary of problems encountered including scavenging, incidents of Contamination found during on-site field Container Contamination audits, including a listing of specific location addresses for each and actions taken with recommendations for the City, as appropriate.

8. An on-going listing of "Non-Compliant Customers Referred to City for Compliance Action Under Mandatory Ordinance" who, despite the Sustainability Coordinator's adherence to the required implementation steps included in Attachment B Section 3.7, still refuse to implement the required State-mandated Diversion programs. The listing shall include all interactions and attempts to bring the Customer into compliance with state laws by implementing a Diversion program.

9. Summary of service complaints, with a description of the nature of the complaint and how it was resolved. Reports shall include customer service metrics including, but not limited to, number of inbound customer service calls, average time spent per call with customer, average monthly hold time for customers, average number of rings before a call was answered, number of instances of a customer selecting and receiving a call-back in lieu of a hold, number of escalations to a customer service manager, number of calls that were not answered, and all other metrics described in Section 9.04.C of the Agreement.

10. Summary, and type, of Customers that implemented Diversion services the previous month and/or cancelled service. The reasons for cancelled service must be provided with report.

11. The City is exploring the use of an outside vendor (Recyclist) to provide Customer Relationship Management ("CRM") software to track Diversion program implementation and to comply with certain CalRecycle SB 1383 reporting requirements. The City anticipates that much of the customer interaction reporting that is required to be included in the Red/Green listing may no longer be needed when Recyclist is fully implemented.

ATTACHMENT K
Reports to be Submitted to City

During the evaluation of the functionality and accuracy of reporting of the City's prospective vendor (Recyclist) Contractor shall track all Customer interactions using both the Red/Green listing and the Recyclist CRM system, as described herein. During the first year of the Term, both reporting systems shall be utilized and evaluated. Upon the City's satisfaction that the Recyclist is comparable to the Red/Green Listing reports provided, a meeting will be held between City and Contractor on or before November 30, 2025 and, at the sole discretion of the City, either one or both of the reporting systems will be utilized for the next calendar year of the Term. This process will be repeated each year of the Term to determine the reporting system(s) to be utilized for the upcoming calendar year. The parties anticipate that the types, functions and costs of CRM software will continue to evolve over the Term and City may direct Contractor to utilize new, different and/or enhanced CRM reporting system(s) in the future.

a. **Red/Green Listing Customer Interaction Tracking Requirement:** Sustainability Coordinator's activity, tracked in a color-coded Red/Green Tracking Spreadsheet. Customers are shaded red to indicate non-compliance and shaded green to indicate compliance. The Red/Green Tracking Spreadsheet lists and describes all individual interactions with businesses, including the date, a description of, and the nature of each outreach/contact effort; status of program implementation or educational efforts; issues with recycling such as Contamination or overflow; objections to implementing Diversion programs; individual compliance status with AB 341, AB 1826, SB 1383; the Customer type (i.e. Commercial, Multi-Family, Gated Development/HOA/Mobile Home Park with Centralized Bin Service, Food Service Establishment, City Account); waiver status; if the Customer has shared service; if the Customer has an internal program to Divert materials; and other information as directed by the City. The results from most recent on-site field Container Contamination audits, as described in Attachment N, shall also be included in the Red/Green Tracking Spreadsheet for each account and for each line of service used by each account. Accounts that are listed as "Non-Compliant Customers Referred to City for Compliance Action Under Mandatory Ordinance" shall also be color-coded accordingly.

b. **City's Customer Relationship Management System (CRM) Tracking Requirement:** Sustainability Coordinator's activity, tracked using the City's Customer Relationship Management (CRM) system to which the Contractor will have access, showing individual interactions with businesses, including the date, a description of, and the nature of each outreach/contact effort; status of program implementation or educational efforts; issues with recycling such as Contamination or overflow; objections to implementing Diversion programs; individual compliance status with AB 341, AB 1826, SB 1383; the Customer type (i.e. Commercial, Multi-Family, Gated Development/HOA/Mobile Home Park with Centralized Bin Service, Food Service Establishment, City Account); waiver status; if the Customer has shared service; if the Customer has an internal program to Divert materials; and other information as directed by the City. The results from most recent on-site field Container Contamination audits, as described in Attachment N, shall also be included in the City's CRM tracking system for each account and for each line of service used by each account.

12. The number of warning notices issued to Customers for Contamination and the account information associated with these notices pursuant to Sections 2 and 3 of Attachment B.

13. The number of warning notices issued to Customers for Non-containerization and/or Overfull containers and the account information associated with these notices pursuant to the protocol in Attachment B.

14. Number of Commercial, Multi-Family, Single Family Dwelling, and public right-of-way Bulky Goods pick-ups and Tons of bulky items delivered for repair, re-use, re-purposing, or recycling and Tons Disposed.

15. A listing of all accounts, in Excel format, including:
    a. Customer number
    b. Customer name
    c. Account type (Commercial, Multi-Family, Gated Development/HOA/Mobile Home Park with Centralized Bin Service, Food Service Establishment, City Account)
    d. Street address
    e. Billing address
    f. All service information, including
        i. Line of service (i.e. MSW, Food Scraps, Recyclable Materials)
        ii. Container inventory
        iii. Container size
        iv. Frequency of collection
        v. Collection days
        vi. Monthly rate collected
    g. Service Contact name
    h. Service Contact number
    i. Billing Contact Name
    j. Billing Contact Number

16. Number of Customers participating in Diversion programs provided by Contractor (i.e. Single Material Recyclables Collection Program, Single Stream Recyclable Materials Collection Program, Food Scraps Diversion Program, Composting Program, Bioengineered Feedstock, Stable Bedding and Manure Program, etc.). This section of the report must also include the total number of Containers (Bin, Carts, Split Bins, etc.) in use for Single Material Recycling, Single Stream Recyclables, Food Scrap Diversion, Composting, Bioengineered Feedstock, and MSW Collection/Disposal service.

17. Number of Residential accounts with Extra Cart service for all streams (MSW, Recyclables, and Co-collected Trimmings and Food Scraps).

18. Number of Residential accounts participating in On Premises (backyard/side yard wheel-out) service.

19. Number of Sharps containers distributed, collected and number of pre-paid mailer sharps kits distributed to residents during the prior calendar month. Location in City that Customers can pick up kits (in addition to having them mailed to homes).

20. HHW monthly report per Section 4 of Attachment B.

21. The number of kitchen pails and slim jims distributed during the reporting period including all information required by Sections 2.4.2 and 2.10.3 of Attachment B for kitchen pail distribution.

22. A summary table of SB 1383 compliance information, including the following items:

    a. Residential SB 1383 compliance
        i. The total number of Residential Customers that have a Recyclable Materials Program, Co-collected Yard Trimmings/Food Scrap Diversion Program provided by Contractor.
        ii. The number of Residential Customers that **do not have** a Recyclable Materials Program or a Co-collected Yard Trimmings/Food Scrap Diversion Program provided by Contractor.
        iii. The number of Residential Customers that have refused service (for any stream: MSW, Recyclable Materials and/or Food Scraps/Yard Trimmings).
    b. Multi-Family SB 1383 compliance
        i. The total number of Multi-Family Customers that have a Recyclable Materials Program, Co-collected Yard Trimmings/Food Scrap Diversion Program provided by Contractor.
        ii. The number of Multi-Family Customers that **do not have** a Recyclable Materials Program or a Co-collected Yard Trimmings/Food Scrap Diversion Program provided by Contractor.
        iii. The number of Multi-Family Customers that have refused to participate in the required Recyclable Materials and Food Scrap/Yard Trimmings Diversion program(s) and have been placed on the listing of "Non-Compliant Customers Referred to City for Compliance Action Under Mandatory Ordinance"
        iv. The number of Multi-Family Customers that have that have a diversion program not provided by the Contractor (i.e. a City-verified third-party organics collection service with local processing, community Composting program, landscaper, etc.)
    c. Commercial SB 1383 compliance
        i. The total number of Commercial Customers that have a Recyclable Materials Program, Co-collected Yard Trimmings/Food Scrap Diversion Program provided by Contractor.
        ii. The number of Commercial Customers that **do not have** a Recyclable Materials Program or a Co-collected Yard Trimmings/Food Scrap Diversion Program provided by Contractor.
        iii. The number of Commercial Customers that have refused to participate in the required Recyclable Materials and Food/Scrap/Yard Trimmings Diversion program(s) and have been placed on the listing of "Non-Compliant Customers Referred to City for Compliance Action Under Mandatory Ordinance"
        iv. The number of Commercial Customers that have that have a diversion program not provided by the Contractor (i.e. a City-verified third-party organics collection service with local processing, backhaul program, landscaper, etc.)

23. Written record of all Hazardous Waste discovered through the Hazardous Waste exclusion program described in Article 5 of the Agreement.

24. Number of accounts with Bin Sensors installed and average bin fullness at time of service for the reporting period for each stream type with sensors installed (i.e. average bin fullness at time of service for all MSW containers with sensors installed, average bin fullness at time of service for all recycling containers with sensors installed, etc.).

25. Number of accounts that are delinquent in their payments and have had their collection service terminated as a result.

26. Number of accounts that were delinquent in their payments, had their collection service terminated, and have now paid the account and restarted service.

27. Number of accounts that permanently discontinued collection service as described in Section 1.4 of Attachment B.

28. Detail showing how the collection tonnage of materials collected and weighed using on-board scales in each City and each sector (Commercial and Multi-family) was allocated.

29. Program data for use in City's C&D tracking software, including data needed to administer Green Halo.

30. Collection tonnage and/or volumes from City-directed programs, including Saguaro Alley, public right-of-way collection, bus shelter collection, City Facility programs, special events, etc. that occurred during the reporting period

31. Name, size, location, contact person(s) and number of recyclable aluminum cups utilized and pounds of aluminum cups recycled from special events held in City pursuant to Attachment B, Section 4.7.1.1.

32. Status of contacts made, locations secured for Olyns reverse vending machines, permits (if applicable) secured, and installations completed. Plans for securing any additional location (if applicable) and timeline for installation. Once machines are installed, dates of each required inspection pursuant to Attachment B, Section 4.8. Description of what City messages were displayed on each machine for the prior month. Pounds and number of CRV items deposited in each machine during the prior month. Number of transactions at each machine during the prior month.

Quarterly Reports

Within 30 days after the completion of each quarter of the Calendar Year, Contractor shall submit a Quarterly Report. The report shall provide a quarterly summary of the monthly reports in addition to the following at a minimum:

1. Report of any Characterization Studies completed during the reporting quarter as described in Attachment N.

2. Copies of all promotional and all public education materials sent during the quarter, including, but not limited to, hard copies direct-mailed to Customers, bill inserts sent to Customers, electronic notifications to Customers, social media postings, and all other materials.

3. A narrative description of problems encountered and actions taken, including efforts to deter and prevent Scavenging and Contamination of Recyclable Materials, Yard Trimmings/Wood, Food Scraps, Stable Bedding and Manure, and Construction and Demolition Debris. The narrative is to include a description of Tons rejected for sale after processing (type of material, tonnage), reason for rejection, and Contractor's Disposal method for the rejected materials.

4. Recycling sales revenue by type of material marketed on a gross and net basis.

5. Tons delivered inbound to each Composting facility, Tons of final product sold and end-users/markets for finished compost.

6. A list and narrative description of monthly trainings held on prevention of spills of fluids from Collection vehicles, including employee group(s) trained, the trainer that presented each training and the topics covered.

7. Compost giveaway and workshop events – report within 30 days of event with number of participants and quantity of compost distributed and origin of compost.

8. Employee trainings held during the quarter as required by Agreement Section 5.01.C (spill/Hazardous Waste training) and Agreement Section 9.04.C (Customer Service Representative training).

9. Inventory of Residential curbside Containers by size and stream and record of replacement and repair of the Carts for the previous quarter as described in Section 1.6.1.11 of Attachment B Scope of Work.

10. For the Q2 report, information re: the annual curbside bulky item collection event, including number of participating households, tonnage collected, information from the charities re: collection and participation data, etc.

11. For the quarters when there is an HHW drop-off event, information re: tonnage collected, participation levels, materials diverted, etc. The data shall be broken out in a manner that can be easily entered into CalRecycle's annual Form 303 online interface.

12. A summary of allocation calculations conducted to allocate cross-jurisdictional and cross sector tonnages as described in Attachment CC.

Annual Reports

On or before March 15, 2026, and on or before March 15 in all subsequent years of the Term, Contractor shall submit to the City a written year-end Annual Report, in a form approved by the City. The annual report shall include information as to timely compliance with Contractor's Diversion obligations and MSW Collection and the following information for the Calendar Year

then ending (Note: the report to be submitted on or before March 15, 2026, shall be for the portion of the calendar year 2024 during which Contractor provided to City the services required by the Agreement).

1. Annual SB 1383 compliance status report, with a detailed work plan to meet minimum performance standards and earning of extension(s) set forth in Article 10 of the Agreement.

2. A report of the previous Calendar Year's activities in the City, including a cumulative summary of the Monthly and Quarterly Reports, and information and statistics with respect to City's compliance with the Act.

3. A complete inventory of equipment used to provide all services, including listing of the following items:
    a. Vehicles in service
        i. model year of the body for each vehicle in service
        ii. model year of the chassis for each vehicle in service
        iii. vehicle unit number for each vehicle in service
        iv. VIN number for each vehicle in service
        v. license plate number for each vehicle in service
        vi. Route allocation
    b. Containers by size and material or waste stream type

4. Number of routes, type of route, and route hours per day.

5. Number of accounts and Cart information as requested in the Monthly reports.

6. A summary table showing contamination rates (in percent), by stream and by sector, using the results from the waste characterizations that are required by Attachment N that occurred during the reporting period.

7. Changes in Solid Waste management and Recycling/Diversion efforts, including projections and proposed implementation dates and costs, recommended by Contractor and recommended amendments to the City's Source Reduction and Recycling Element based on developments in technology or additional Diversion opportunities identified by Contractor. Contractor's recommendations with respect to compliance with the Act and other Diversion requirements shall state the specific requirement that the implementation of the recommendation(s) is intended to satisfy.

8. Number of Sharps containers distributed, collected and number of pre-paid mailer sharps kits distributed to residents during the prior calendar year. Samples and copies of public education materials and web site information on proper sharps disposal distributed during the prior year.

9. Total number of Customers that used special Collection programs, including number of Single Family Dwelling and Multi-Family Dwelling Customers that requested Bulky item collection, and Sharps collection/mail-back programs.

10. Annual report on HHW program including roll up totals for all twelve (12) months of the program for Customers served, tons of each material type diverted, recycling and/or disposal facilities used.

11. Total number of Customers that attended Compost giveaway event(s) and the number of tons of compost distributed during the event(s).

12. Total number of Customers that attended each Composting Workshop and date, location and presenter for each workshop.

13. Results of the Audit of Commercial Billings completed each July as described in Section 1.3.4 of the Attachment B Scope of Work.

14. Number of temporary vacation stops as described in Section 1.4 of Attachment B Scope of Work.

15. SB 1383 reporting items
    a. The number of total generators receiving Food Scraps/Yard Trimmings Collection service
    b. Number of route reviews conducted
    c. Number of waste characterizations conducted
    d. Number of field Container Contamination audits conducted
    e. Number of times notices or targeted education materials were issued by Contractor
    f. The number of notifications received from a solid waste facility operator regarding materials Contamination
    g. Number of households that do not have Food Scraps/Yard Trimmings cart
    h. Number of households that do not have Recyclable Materials cart

16. Tons of Holiday Greenery collected from Residents and Multi-family Customers.

Exhibit K.1. Example of Red/Green Tracking Spreadsheet Account Listing

COMMERCIAL ACCOUNTS

CCYCLE	CCUST#	CSLNAM	ADDRESS	CSCITY	PHONE NUMBER	BQTY	BSIZE	BTOTPU	YDS/WEEK	BCHG	ACCT NOTES/SITE VISIT DATES	AB341 QLFY	AB341 CMPLT
C1	21117	[redacted]	[redacted]	[redacted]	[redacted]	1	3	3	9	CB	they have a paper recycling comp but open to adding a mixed recy bin	y	n
C1	17661	[redacted]	[redacted]	[redacted]	[redacted]	4	3	4	48	CB	12.8	y	n
C1	18779	[redacted]	[redacted]	[redacted]	[redacted]	1	3	2	6	CB		y	n
C1	17713	[redacted]	[redacted]	[redacted]	[redacted]	1	3	2	6	CB		y	n
C1	17691	[redacted]	[redacted]	[redacted]	[redacted]	1	3	2	6	CB	they share their recycling bin with the other building they have next door	y	n
C1	18304	[redacted]	[redacted]	[redacted]	[redacted]	1	3	3	9	CB		y	n
C1	17597	[redacted]	[redacted]	[redacted]	[redacted]	1	4	3	12	CB	12/28 site check. Left vm witgh pm	y	n
C1	20705	[redacted]	[redacted]	[redacted]	[redacted]	1	4	2	8	CB	12-29 ab341 site check	y	n
C1	23571	[redacted]	[redacted]	[redacted]	[redacted]	1	4	2	8	CB	12/28 site check. f/u with acct	y	n
C1	18013	[redacted]	[redacted]	[redacted]	[redacted]	1	3	2	6	CB		y	n
C1	17413	[redacted]	[redacted]	[redacted]	[redacted]	1	3	2	6	CB	currently they leave c/b out and a guy comes to collect it. Left a quote for a split bin.	y	n
C1	19588	[redacted]	[redacted]	[redacted]	[redacted]	1	3	2	6	CB	12-29 site check	y	n
C1	17791	[redacted]	[redacted]	[redacted]	[redacted]	1	3	2	6	CB	site check 12-29. left proposal for split bin	y	n
C1	17558	[redacted]	[redacted]	[redacted]	[redacted]	1	3	2	6	CB	site check 12/28 f/u	y	n
C1	17316	[redacted]	[redacted]	[redacted]	[redacted]	1	2	3	6	CB	they have a customer built enc for 2yd bin. Nowhere to put a recy bin. Need to figure out	y	n
C1	23031	[redacted]	[redacted]	[redacted]	[redacted]	1	2	3	6	CB	sold recy for 1/16	y	n
C1	17715	[redacted]	[redacted]	[redacted]	[redacted]	1	3	2	6	CB	site check 12-29. left proposal for split bin	y	n
C1	17497	[redacted]	[redacted]	[redacted]	[redacted]	1	3	2	6	CB	site check 12-29. left proposal for split bin	y	n
C1	17627	[redacted]	[redacted]	[redacted]	[redacted]	1	3	2	6	CB	site check 12-29 f/u with dana	y	n
C1	17899	[redacted]	[redacted]	[redacted]	[redacted]	1	3	2	6	CB	did site check 12/27. f/u with pm	y	n
C1	17854	[redacted]	[redacted]	[redacted]	[redacted]	1	3	2	6	CB	site check 12/28	y	n
C1	17995	[redacted]	[redacted]	[redacted]	[redacted]	1	3	2	6	CB		y	n

ATTACHMENT L
Performance Bond

KNOW ALL PERSONS BY THESE PRESENTS, that _____ hereinafter called the PRINCIPAL, and _____ _____, a corporation duly organized under the laws of the State of _____having its principal place of business at _____, in the State of _____, and authorized to do business as an admitted surety insurer in the State of California, hereinafter called the SURETY, are held and firmly bound to the City of LAGUNA HILLS, a municipal corporation in the State of California, hereinafter called the OBLIGEE, in the sum of _____ Dollars ($_____) lawful money of the United States, for the payment of which, well and truly to be made, we bind ourselves, our heirs, executors, administrators and successors, jointly and severally, firmly by these presents.

THE CONDITION OF THIS OBLIGATION IS SUCH THAT:

WHEREAS, the PRINCIPAL has entered into an Agreement with the OBLIGEE for the Collection, Transportation Processing and Diversion of Recyclable Materials, Food Scraps and Green Waste and For the Collection, Transportation and Disposal of Municipal Solid Waste ("Agreement") and said PRINCIPAL is required under the terms of said Agreement to furnish a bond of faithful performance of said Agreement.

NOW, THEREFORE, if the PRINCIPAL shall well and truly perform and fulfill all of the undertakings, covenants, terms and agreements of said Agreement, and any modification thereto made as therein provided, at the time and in the manner therein specified, then this obligation shall become null and void, otherwise it shall be and remain in full force and virtue.

The SURETY, for value received, hereby agrees that no change, extension of time, alteration or addition to the terms of the Agreement or to the work to be performed there under, or the specifications incorporated therein shall impair or affect its obligations and its bond, and it hereby waives notice of any such change, extension of time, alteration or addition to the terms of the Agreement or the work or the specifications.

PROVIDED, however, that the SURETY shall not be liable (1) as respects to any obligations related to said Agreement occurring after one (1) year from July, 2025, unless this Bond is extended, (2) as respects to PRINCIPAL'S obligation to procure a replacement performance bond, as provided for in Section 13.03 of the Agreement. This Bond may be extended after July, 2025 in the sole discretion of the SURETY by means of a continuation certificate signed at least ninety (90) days prior to July, 2025 and thereafter at least ninety (90) days prior to the expiration of the Bond as extended.

In the event suit is brought upon this Bond by the OBLIGEE and said OBLIGEE is the prevailing party, the SURETY shall pay, in addition to the sums set forth above, all costs

incurred by the OBLIGEE in such suit, including reasonable attorneys' fees to be fixed by the court.

IN WITNESS WHEREOF, the above bounded parties have executed this instrument this ____ day of _____, 2024, the name and corporate seal of each corporate party being hereto affixed and these presents duly signed by its undersigned representative, pursuant to authority of its governing body.

PRINCIPAL:

_____

By: _____

SURETY:

_____

By:_____
Attorney-In-Fact

* * *

Note: To be considered complete, both the principal and surety must sign this performance bond. In addition, the surety's signature must be notarized and a copy of the surety's power of attorney must be attached.

ATTACHMENT M
Bond Continuation Certificate

In consideration of the premium charged,

_____ hereby continues in force:

Bond #: _____

Dated: _____

In the amount of: _____ on behalf of the City of Laguna Hills, for the period:

Beginning: _____

And Ending: _____ subject to all terms and conditions of said Bond, PROVIDED that the liability of:

_____
(NAME OF SURETY)

shall not exceed in the aggregate the amount above written, whether the loss shall have occurred during the term of said bond or during any continuation or continuations thereof, or partly during said term and partly during any continuation or continuations thereof.

ATTACHMENT M
Bond Continuation Certificate

Signed and Sealed: _____ (date)

By: _____
Attorney-In-Fact

[ACKNOWLEDGEMENT]

ATTACHMENT N
Characterizations of Divertible Materials and MSW and Periodic Onsite Field Cart Contamination Audit Protocols

Contractor shall conduct periodic characterizations of Divertible Materials and MSW and periodic on-site field Contamination audits to determine the levels of Contamination in the MSW, Recyclable Materials, and Co-collected Food Scraps/Yard Trimmings Carts.

The characterizations are of (a) Divertible Materials that will be delivered to Processing Facilities; and (b) MSW that will be delivered to a Disposal Site. The on-site field Contamination audits are of Carts and Bins on routes Collecting Divertible Materials and MSW.

The purposes of the characterizations and audits are as follows:

(i) City compliance with CCR Title 14, Division 7, Chapter 12 Section 18984.5 for container Contamination minimization;

(ii) Measuring Contractor's progress toward earning the incentives for extensions of the Term described in Section 10.01 of the Agreement;

(iii) Measuring Contractor's status regarding meeting the minimum performance standards in Section 10.02 of the Agreement; and

(iv) Determining the quantities and types of Contamination in Divertible Materials and MSW being Collected in the City in order to identify sources of the Contamination and to reduce the levels of Contamination through additional public outreach, training, and enforcement of local, state and federal laws and regulations regarding Contamination.

The characterizations described herein are not intended to fulfill the requirements of, nor substitute for, the procedures described in CCR Title 14 Division 7, Chapter 3 Section 17409.5 et seq. that must be performed at Processing Facilities by the owner/operator.

Table 1 provides a summary of the characterizations and audits required in each year of the Term. The specific protocols that shall be used to conduct the characterizations and audits are also included in this Attachment N. The City or its representative may be present for any characterization or field Contamination audit described in this Attachment N. Contractor shall provide no less than thirty (30) calendar days advance notice to the City of when each characterization and audit is scheduled.

Cross-jurisdictional routes: For the purposes of the characterizations described in Section 1 of this Attachment N, a cross-jurisdictional route that services customers in both Lake Forest and Laguna Hills will be considered a Lake Forest route if a majority of the volume-on-service collected on that route was from Customers located Lake Forest. Similarly, a cross-jurisdictional route where a majority of the volume-on-service is collected from Laguna Hills customers would be considered a Laguna Hills route. Diversion rate results from a waste characterization conducted on a cross-jurisdictional

route with a majority of collection volume from Lake Forest customers would be applied to Lake Forest tonnage reports in Attachment K and would count towards the number of annual waste characterizations Lake Forest's that are required to be conducted per this Attachment N.

Table 1. Summary Table of Characterizations and On-site Field Contamination Audits in Attachment N

Sector	Diversion Program	Required Frequency of Characterizations & Audits		Performance Requirements	
		Divertible Materials & MSW Characterizations	On-site Field Cart Contamination Audit	Phase 1 Contamination Level by 2027	Phase 2 Contamination Level by 2030
Single Family Dwelling Residential	Recyclable Materials	2x/year	2x/year	25%	15%
	Co-collected Food Scraps/Yard Trimmings	2x/year	2x/year	25%	15%
	MSW	2x/year	2x/year	25%	15%
Commercial	Recyclable Materials	2x/year	1x/year	25%	15%
	Food Scraps	2x/year	1x/year	25%	15%
	MSW	2x/year	1x/year	25%	15%
Multi-family	Recyclable Materials	2x/year	1x/year	25%	15%
	Food Scraps	2x/year	1x/year	25%	15%
	MSW	2x/year	1x/year	25%	15%

This Attachment N is organized as shown in the following table of contents.

ATTACHMENT N

Table of Contents

1. Characterization Protocols for Divertible Materials and MSW 5
1a. Characterization Protocol for Recyclable Materials Being Delivered to Clean MRF 5
Timing: 5
Methodology: 6
Sample Selection Protocol for Residential, Commercial, and Multi-family Containers: ... 7
1b. Characterization Protocol for Residential Co-collected Food Scraps/Yard Trimmings, Commercial and Multi-family Source-separated Food Scraps Being Delivered to Processing Facilities 10
Timing: 10
Methodology: 11
Sample Selection Protocol for Residential, Commercial, and Multi-family Containers: . 12
1c. Characterization Protocol for MSW Being Delivered to Disposal Site 16
Timing: 16
Methodology: 17
Sample Selection Protocol for Residential, Commercial, and Multi-family Containers: . 18
1.d. Requirements If Contamination Exceeds 25% 20
1e. Characterization Methodology for C&D Processing Facilities 20
2. Protocol for On-site Field Carts and Bins Contamination Audits 22
2.a Protocol for Residential On-site Field Cart Contamination Audits 22
Timing: 22
Methodology 22
Reporting 24
2b. Protocols for Commercial/Multi-family On-site Field Carts and Bins Contamination Audits 25
3. Assessment of Metrics Achieved for Incentives 27
Phase 1 timing: 27
Phase 2 timing: 27
3.1. Assessment of Phase 1 Performance Metrics 27
3.2. Assessment of Phase 2 Performance Metrics 30
4. Assessment of Minimum Performance Standards for SB 1383 Program Implementation 32
4.1 Assessment of Percentage of SB 1383 Diversion Programs Fully Implemented as Required by Section 10.02.A 32

4.2 Assessment of Minimum Performance Standards for Contamination Levels Achieved by Contractor as Required by Section 10.02.B of the Agreement 33

Maximum Levels of Composite Contamination Required by June 30, 2027 as evaluated for the period of July 1, 2026 – June 30, 2027: 33

Maximum Levels of Composite Contamination Required by June 30, 2030 as evaluated for period of July 1, 2029 – June 30, 2030:.....33

4.2.1 Assessment of 30% Maximum Levels of Container Contamination.....33

4.2.2. Assessment of 20% Maximum Level of Container Contamination.....36

Exhibit N-1: Schedule of Characterization Studies to be Conducted During the Term of the Agreement 39

Exhibit N-2: Characterization Form for Recyclable Materials Being Delivered to Clean MRF ..40

Exhibit N-3: Characterization Form for Co-Collected Food Scraps/Yard Trimmings and Source-Separated Food Scraps Being Delivered to Processing Facility.....41

Exhibit N-4: Characterization Form for MSW.....42

Exhibit N-5 – Cart and Bin Contamination Minimization Audit Field Sheet.....43

Exhibit N-6 – Protocol to Calculate Composite Characterization Contamination Rate for Earning the Phase 1 and Phase 2 Incentives 44

Exhibit N-7 – Protocol to Calculate Composite Characterization Contamination Rate for Achievement of Minimum Performance Standards 48

1. Characterization Protocols for Divertible Materials and MSW

Note: As used herein, "stream" refers to Residential, Commercial or Multi-Family "streams". Residential includes Single Family homes, Gated Developments, HOA's and Mobile Home Parks and all other dwellings with individual Cart service. Multi-Family includes apartments, Gated Developments, HOA's and Mobile Home Parks with centralized Bin/Cart service. "Component" refers to the type of material: Single Stream Recyclable Materials, Yard Trimmings/Wood, Food Scraps, Co-collected Yard Trimmings/Wood and Food Scraps, MSW, or Construction and Demolition Debris.

1a. Characterization Protocol for Recyclable Materials Being Delivered to Clean MRF

The following protocol will be used to conduct characterizations at the Clean MRF(s) where the following material components are processed:

- Residential Stream – Single Stream Recyclable Materials component
- Commercial Stream – Single Stream Recyclable Materials component
- Multi-Family Stream - Single-Stream Recyclable Materials component

Timing: Characterization studies shall be conducted two (2) times each year of the Term (including any extensions described in Article 10) for the Recyclable Materials stream so that each study selects a sample during the 'high season' (June through September) and during the low season (October through May) as shown in the table provided as Exhibit N-1 to this Attachment (Note: The quarters refer to calendar year quarters as noted in the footnote in Exhibit N-1). The first characterization shall take place beginning Quarter 3, 2025. The timing for when the characterization studies are conducted shall be staggered so that after two (2) years, one (1) characterization shall have taken place during each calendar quarter, with two (2) characterizations completed during the high season and two (2) during the low season.

Residential Scheduling Example: For example, for Agreement year 1 (7/1/2025 – 6/30/2026), the Contractor shall conduct one (1) characterization study of Recyclable Materials in Calendar Quarter 3, 2025 (high season) and Calendar Quarter 1, 2026 (low season). In Agreement Year 2 (7/1/2026 – 6/30/2027), the Contractor shall conduct one (1) characterization study of Recyclable Materials in Calendar Quarter 4, 2026 (low-season) and Calendar Quarter 2, 2027 (high season).

Commercial Scheduling example: For Agreement Year 1 (7/1/2025 – 6/30/2026), the Contractor shall conduct one (1) Commercial characterization study of the Single-stream Recyclable Materials stream in Calendar Quarter 1, 2026 (low season) and one (1) during Calendar Quarter 2, 2026 (high season). In Agreement Year 2 (7/1/2026 – 6/30/2027), the Contractor shall conduct one (1) characterization study of the Commercial Single-stream Recyclable Materials stream in Calendar Quarter 4, 2026 (low-season) and June of Calendar Quarter 2, 2027 (high season).

Multi-family Scheduling example: For Agreement Year 1 (7/1/2025 – 6/30/2026), the Contractor shall conduct one (1) Multi-family characterization study of the Single-stream Recyclable Materials stream in Calendar Quarter 1, 2026 (low season) and one (1) during Calendar Quarter 2, 2026 (high season). In Agreement Year 2 (7/1/2026 – 6/30/2027), the Contractor shall conduct one (1) characterization study of the Multi-family Single-stream Recyclable Materials stream in Calendar Quarter 4, 2026 (low-season) and June of Calendar Quarter 2, 2027 (high season).

See Exhibit N-1. for the schedule of characterization studies that shall be conducted during the Term of the Agreement.

Methodology:

Residential sampling protocol: For each Residential characterization study, loads shall be sampled only from Recyclable Materials Collected from Residences.

Each characterization shall be done by hand (i.e. a manual sort not a mechanized sort) and total load weights shall be established for each load sampled. One sample shall represent the entirety of the contents of a Residential Recyclable Materials Cart. Samples shall be collected on the regular service day of the route being sampled. Contractor shall sample only full Residential Carts. A 'full' cart is defined as seventy-five percent (75%) or more Cart capacity utilization. Samples shall be collected using one of the following options:

1) a box truck;
2) a flat-bed vehicle, or;
3) a dedicated side-loader during the service day for that geographic area that only collects samples for the purposes of conducting the characterization study.

NOTE: If Contractor is using a box truck or flat-bed vehicle to collect samples and will be removing the Cart from the premises (options 1 and 2 above), Contractor shall immediately replace each full Residential Cart that is Collected, with a clean Cart of the identical size, type and color. The clean replacement cart shall include a 'hang-tag' notifying the resident that their Cart was taken by Contractor and replaced with an identical Cart on the day of the characterization study and the reason why the Contractor is conducting the characterization. The notice(s) shall include Contractor's telephone number, web site address, assurances that any of the Residents' private information that may be found in the Cart will be kept confidential by Contractor, and at least one (1) social media method for Residents to obtain additional information, ask questions and receive answers from Contractor concerning the characterization. The protocols described herein for Cart removal and 'hang tags' are not required if the Contractor chooses to collect samples using option 3 above (a dedicated side-loader to collect samples).

Commercial sampling protocol: For each Commercial characterization study, loads shall be sampled only from Recyclable Materials Collected from Commercial Businesses.

To collect samples for Commercial Waste Characterizations, Contractor shall service only Commercial Bin Customers along a regularly scheduled route. The segregated load containing Recyclable Materials collected from Commercial Premises shall be taken to a facility and dumped on the tipping floor to be sorted, as described in the 'Sorting Protocol' section.

Multi-family sampling protocol: For each Multi-family characterization study, loads shall be sampled only from Recyclable Materials Collected from Multi-family accounts. To collect samples for Multi-family Waste Characterizations, Contractor shall service only Multi-family Bin Customers along a regularly scheduled route. The segregated load containing Recyclable Materials collected from Multi-family Premises shall be taken to a facility and dumped on the tipping floor to be sorted, as described in the 'Sorting Protocol' section.

Sample Selection Protocol for Residential, Commercial, and Multi-family Containers:

The following number of samples (i.e. full Carts or Bins) per sampled route shall be Collected:

1. For routes that service less than 1,500 generators per week the study shall include a minimum of 25 samples.
2. For routes that service 1,500-3,999 generators per week the study shall include a minimum of 30 samples.
3. For routes that service 4,000- 6,999 generators per week the study shall include a minimum of 35 samples.
4. For routes that service 7,000 or more generators per week the study shall include a minimum of 40 samples.

The characterization study shall include samples taken from different areas in the City along the sampled route that are representative of different neighborhoods and business districts in the City. Samples (i.e. "full" Carts, or Bins, as defined herein) may be gathered on a single day or on multiple service days over the course of the week, provided the above-described total minimum number of samples are collected from the route. A minimum of thirty (30) calendar days in advance of each characterization, Contractor shall provide City with a list and/or map of Residences (with addresses) identified for sampling during the upcoming characterization in order for City to review and make sure the samples will be taken from different areas of the City as described herein.

Sorting protocol: All of the material collected for sampling must be transported to a sorting area at a permitted solid waste facility where the presence of prohibited Contaminants for the Recyclable Materials stream is measured to determine the ratio of prohibited Contaminants present by weight. To determine the ratio of prohibited Contaminants after the field sample selection process is complete, the Contractor shall use the following protocol:

1. Take one sample of at least 200 pounds from the material collected from the Recyclable Materials stream for sampling (e.g. a 200-pound sample taken from the contents of all the blue-lidded Carts collected for sampling spread out on the tipping floor in a pile).
2. The 200-pound sample shall be randomly selected from different areas of the pile of Recyclable Materials. Materials shall be collected for sorting from the sample pile using a grid method and shall be hand collected. The grid method assigns an imaginary XY axis over the load after it is dumped on the tipping floor. Four random number pairings between 0-20 (for the long dimension of the load i.e. length) and 0-10 (for the shorter dimension of the load, i.e. width) shall be generated to identify the location of the samples on the load. Each sample shall weigh at least 50 lbs. and shall be collected by hand in a 60- to 90-gallon Cart.
3. For the 200-pound sample, remove any prohibited Contaminants and sort Recyclable Materials by commodity type. Place Contaminants and sorted Recyclable commodities into separate Carts. Determine the weight of prohibited Contaminants and sorted Recyclable commodities by weighing each Cart and deducting the Cart tare weight. Note the gross weight, and net weight for Contaminants manually using the worksheet provided in Exhibit N-2.
4. Calculate the composition percentage of both Contaminants and Recyclable commodities in the sample. To determine the ratio of prohibited Contaminants in the sample, divide the total net weight of prohibited Contaminants by the total weight of the sample. To determine the ratio of Recyclable commodities in the sample, divide the total net weight of each Recyclable commodity by the total weight of the sample.

Analysis: The results of the samples shall then be used to produce a characterization that shall be used to establish the percentage Diversion and the percent of Residue for the City's Recyclable Materials routes. This characterization process shall be repeated twice annually to establish the next six-months' tonnage allocation (e.g. percent Diverted and percent that is Contaminants) to account for seasonal fluctuations. Said tonnage allocation shall be used in and included in the tonnage reports described in Attachment K. Contractor shall apply the average of the results of each waste characterization to the Attachment K tonnage reports and include this average calculation in its report. For example, if it is the fourth characterization and the diversion rate was 75% and the previous three characterization results where 85%, 90%, and 80%, the diversion rate applied to the Attachment K reports for the next 6-month period would be 82.5% ((85%+90%+80%+75%)/4).

Non-recyclable contaminants found in the samples shall be photographed and noted to include in future outreach materials to remind Customers of the prohibition of these materials in the Recyclable stream.

The Recyclable commodities sampled and sorted during this process shall be paper, cardboard, newsprint, mixed paper, plastics (numbers 1 & 2), mixed plastics, non-ferrous metals, tin, aluminum, and other Recyclable Materials as directed by the City. Exhibit N-

2 includes the characterization data collection sheet that shall be used during the characterization.

Calculating Density on Service: For purposes of determining the average densities of components Collected, and as a metric to evaluate Collection efficiencies and Cart capacity utilization, the Contractor shall perform the following calculation:

> The net tonnage of the Recyclable Materials Collected in the sampled trucks (or sampled Carts) shall be calculated by dividing the total tons Collected of Recyclable Materials by the total on-service cubic yards Collected to calculate a density for the Recyclable Materials stream.
>
> For example, if one load sampled weighed a total of 5 Tons and was Collected from 100 cubic yards on service, the average "material on service density" for this stream would be 100 lbs. per cubic yard. Cubic yards on service shall be calculated using actual route data (i.e. if one route sampled collected 100 64-gal carts, the yards on service for that route would be 6,400 gallons, or 31.7 cubic yards).

Reporting: Contractor shall submit a written report to the City semi-annually beginning with Contractor's first Quarterly Report for Q3, 2025. The report will summarize the results of the characterization study, including a summary of the characterization results; the measured weights for each commodity; the percent of each commodity found in each sample and in aggregate; a description and photographs of the types of Contaminant materials found during the characterization study; the average density on-service for the materials sampled (i.e. load weights divided by yards collected); locations where the samples were collected; and any other data requested by the City. Upon approval by the City, the results of the characterization study shall be applied to the Tons delivered to the Clean MRF and Tons of Contaminants delivered to the Landfill from the Clean MRF in subsequent monthly reports and shall be in effect until the results of the next characterization study are approved by the City.

1b. Characterization Protocol for Residential Co-collected Food Scraps/Yard Trimmings, Commercial and Multi-family Source-separated Food Scraps Being Delivered to Processing Facilities

The following protocol shall be used to conduct characterizations at the Processing Facilities where the following material components are processed:

- Residential stream - curbside co-collected Yard Trimmings and Food Scraps component
- Commercial stream – Source-separated Food Scraps component
- Multi-Family stream – Source separated Food Scraps component

Due to the distance to the City-approved Compost Facility in Attachment P, characterizations shall be conducted at the transfer station or at another permitted solid waste facility in Orange County selected by Contractor and approved by City.

Timing: Characterization studies shall be conducted two (2) times each year of Agreement for the Residential Food Scrap/Yard Trimmings stream, the Commercial Source-separated Food Scraps, and Multi-family Source-separated Food Scraps stream so that each study selects a sample during the 'high season' (June through September) and during the low season (October through May) as shown in the table provided as Exhibit N-1 to this Attachment N. (Note: The quarters refer to calendar year quarters as noted in the footnote in Exhibit N-1). The first characterization(s) shall take place beginning calendar Quarter 3, 2025. The timing for when the characterization studies are conducted shall be staggered so that after two (2) years, one (1) Residential and one (1) Commercial and (1) Multi-family characterization shall have taken place during each calendar quarter, with two (2) Residential, two (2) Commercial, and two (2) Multi-family characterizations completed during the high season (Quarters 2 and 3) and two (2) Residential, two (2) Commercial and two (2) Multi-family characterizations completed during the low season (Quarter 1 and 4).

Residential timing example: For example, for Agreement Year 1 (7/1/2025 – 6/30/2026), the Contractor shall conduct one (1) Residential characterization study of the Co-Collected Food Scraps/Yard Trimmings stream in Calendar Quarter 4, 2025 (low season) and one (1) during Calendar Quarter 3, 2025 (high season). In Agreement Year 2 (7/1/2026 – 6/30/2027), the Contractor shall conduct one (1) characterization study of the Residential Co-Collected Food Scraps/Yard Trimmings stream in June of Calendar Quarter 2, 2027 (high season) and Calendar Quarter 1, 2027 (low-season).

Commercial timing example: For Agreement Year 1 (7/1/2025 – 6/30/2026), the Contractor shall conduct one (1) Commercial characterization study of the Source-separated Food Scraps stream in Calendar Quarter 1, 2026 (low season) and one (1) during Calendar Quarter 2, 2026 (high season). In Agreement Year 2 (7/1/2026 – 6/30/2027), the Contractor shall conduct one (1) characterization study of the Commercial Source-separated Food Scraps stream in June of Calendar Quarter 2, 2027 (high season) and Calendar Quarter 4, 2026 (low-season).

Multi-family timing example: For Agreement Year 1 (7/1/2025 – 6/30/2026), the Contractor shall conduct one (1) Multi-family characterization study of the Source-separated Food Scraps stream in Calendar Quarter 1, 2026 (low season) and one (1) during Calendar Quarter 2, 2026 (high season). In Agreement Year 2 (7/1/2026 – 6/30/2027), the Contractor shall conduct one (1) characterization study of the Multi-family Source-separated Food Scraps stream in June of Calendar Quarter 2, 2027 (high season) and Calendar Quarter 4, 2026 (low-season).

See Exhibit N-1. for the schedule of characterization studies that shall be conducted over the Term of the Agreement.

Methodology:

Residential Sampling protocol: For each characterization study, loads shall be sampled only for Co-Collected Food Scraps/Yard Trimmings Collected from Residences.

Each characterization shall be done by hand (i.e. a manual sort not a mechanized sort) and total load weights shall be established for each load sampled. One sample shall represent the entirety of the contents of a Residential Co-Collected Food Scrap/Yard Trimmings. Samples shall be collected on the regular service day of the route being sampled. Contractor shall sample only full Carts. For Food Scraps/Yard Trimmings, a 'full' cart is defined as fifty percent (50%) or more Cart capacity utilization. Sampling shall be collected using one of the following options:

1) a box truck;
2) a flat-bed vehicle, or;
3) a dedicated side-loader during the service day for that geographic area that only collects samples for the purposes of conducting the characterization study.

NOTE: If Contractor is using a box truck or flat-bed vehicle to collect samples and will be removing the Cart from the premises (options 1 and 2 above), Contractor shall immediately replace each full Residential Cart that is Collected, with a clean Cart of the identical size, type and color. The clean replacement cart will include a 'hang-tag' notifying the resident that their Cart was taken by Contractor and replaced with an identical Cart on the day(s) the characterization study and the reason why the Contractor is conducting the waste characterization. The notice(s) shall include Contractor's telephone number, web site address, assurances that any of the Residents' private information that may be found in the Cart will be kept confidential by Contractor, and at least one (1) social media method for Residents to obtain additional information, ask questions and receive answers from Contractor concerning the characterization. The protocols described herein for Cart removal and 'hang tags' are not required if the Contractor chooses to collect samples using option 3 above (a dedicated side-loader to collect samples).

Commercial sampling protocol: For each Commercial characterization study, loads shall be sampled only from Source-separated Food Scrap Materials Collected from

Commercial Businesses. To collect samples for Commercial Waste Characterizations, Contractor shall service only Commercial Customers along a regularly scheduled route. The segregated load containing Source-separated Food Scraps collected from Commercial Premises shall be taken to a facility and dumped on the tipping floor to be sorted, as described in the 'Sorting Protocol' section.

Commercial and Multi-family sampling protocol: For each Multi-family characterization study, loads shall be sampled only from Source-separated Food Scrap Materials Collected from Multi-family Premises. To collect samples for Multi-family Waste Characterizations, Contractor shall service only Multi-family Bin Customers along a regularly scheduled route. The segregated load containing Source-separated Food Scraps collected from Multi-family Premises shall be taken to a facility and dumped on the tipping floor to be sorted, as described in the 'Sorting Protocol' section.

Sample Selection Protocol for Residential, Commercial, and Multi-family Containers:

The following number of samples (i.e. full Carts or Bins) per sampled route shall be Collected:

1. For routes that service less than 1,500 generators per week the study shall include a minimum of 25 samples.
2. For routes that service 1,500-3,999 generators per week the study shall include a minimum of 30 samples.
3. For routes that service 4,000- 6,999 generators per week the study shall include a minimum of 35 samples.
4. For routes that service 7,000 or more generators per week the study shall include a minimum of 40 samples.

The characterization study shall include samples taken from different areas in the City along the sampled route that are representative of Co-Collected Food Scraps/Yard Trimmings in different neighborhoods and business districts throughout the City. Samples (i.e. "full" Carts, or Bins, as defined herein) may be gathered on a single day or on multiple service days over the course of the week provided the above-described total samples are collected from the route. A minimum of thirty (30) calendar days in advance of each characterization, Contractor shall provide City with a list and/or map of Residences, Commercial Businesses, or Multi-family Premises (with addresses) identified for sampling during the upcoming characterization in order for City to review and make sure the samples will be taken from different areas of the City as described herein.

Sorting protocol: All of the material collected on-route for sampling must be transported to a sorting area at a permitted solid waste facility where the presence of prohibited Contaminants in the Co-collected Food Scraps/Yard Trimmings and/or Source-separated Food Scraps are measured to determine the ratio of prohibited Contaminants present in

each Cart by type and weight. To determine the ratio of prohibited Contaminants the Contractor shall use the following protocol:

1. Take one sample of at least 200 pounds from the material collected from the sampled stream for sampling (e.g. a 200-pound sample taken from the contents of all of the Food Scraps/Yard Trimmings Carts/Bins collected for sampling).
2. The 200-pound sample shall be randomly selected from different areas of the pile of Food Scraps/Yard Trimmings. Materials shall be collected for sorting from the sample pile using a grid method and shall be hand collected. The grid method assigns an imaginary XY axis over the load after it is dumped on the tipping floor. Four random number pairings between 0-20 (for the long dimension of the load i.e. length) and 0-10 (for the shorter dimension of the load i.e. width) shall be generated to identify the location of the samples on the load. Each sample shall weigh at least 50 lbs. and shall be collected by hand in a 60-to 90-gallon Cart.
3. For the 200-pound sample, remove any prohibited Contaminants and sort materials by the commodity types indicated in the 'sorting Categories' section below (Processing Facility Categories 1 and 2). Place Contaminants and sorted materials into separate Carts. Determine the weight of prohibited Contaminants and of the sorted materials by weighing each Cart and deducting the Cart tare weight. Record the gross weight and net weight for Contaminants and Divertible Food Scraps/Yard Trimmings manually using the worksheet provided in Exhibit N-3.
4. Calculate the composition percentage of both Contaminants and Divertible Food Scraps/Yard Trimmings Waste in the sample. To determine the ratio of prohibited Contaminants in the sample, divide the total net weight of prohibited Contaminants by the total weight of the sample. To determine the ratio of Divertible Food Scraps/Yard Trimmings in the sample, divide the total net weight of the Food Scraps/Yard Trimmings by the total weight of the sample.

Sorting Categories: Materials shall be sorted into the categories below and shall be weighed:

Processing Facility Category 1 – Materials Accepted at the City-designated Composting Facility in Attachment P
Processing Facility Category 2 - Contamination: Materials that are considered Contamination and **that are not accepted** by the City-designated Composting Facility in Attachment P.

Category 1 acceptable materials include: Food Scraps, Food Soiled Paper, Yard Trimmings, prunings, leaves, other yard trimmings, grass clippings and all other acceptable materials listed under the category "Co-Collected Food Scraps/Yard Trimmings" and "Source-separated Food Scraps" in Attachment B, Section 5.
Category 2 non-acceptable material types include: MSW, Recyclable Materials, glass, plastics, and all other material types listed as "Contamination" for Food Scraps/Yard Trimmings and Source-separated Food Scraps in Attachment B, Section 5.

Exhibit N-3 includes the characterization data collection sheet that shall be used during these characterization studies.

The Category 2 non-accepted materials shall also be separated manually and weighed by material type (e.g. plastics, glass, metals, non-compostable packaging, etc.). The type and weight of each non-Divertible material type shall be recorded and carefully photo-documented and included in the Contractor's report to the City. Non-recoverable non-organic contaminants found in the samples shall be photographed and noted to include in future outreach materials to remind Customers of the prohibition of these materials in the Recyclable stream.

Analysis: The results of the samples shall then be used to produce a characterization that shall be used to establish the percentage Diversion and the amount of Contaminants for the City's Co-Collected Food Scraps/Yard Trimmings and Source-separated Food Scraps routes. This characterization process shall be repeated twice annually to establish the next six-months' tonnage allocation (e.g. percent Diverted and percent that is Contaminants) to account for seasonal fluctuations. Said tonnage allocation shall be used in, and included in, the tonnage reports described in Attachment K. Contractor shall apply the average of the results of each waste characterization to the Attachment K tonnage reports and include this average calculation in its report. For example, if it is the fourth characterization and the diversion rate was 75% and the previous three characterization results where 85%, 90%, and 80%, the diversion rate applied to the Attachment K reports for the next 6-month period would be 82.5% ((85%+90%+80%+75%)/4).

In the case of a significant rain event, characterizations of Co-Collected Food Scraps/Yard Trimmings and Source-separated Food Scraps shall be delayed until dry conditions have returned for a one (1) week period and Contractor shall immediately notify the City of the delay, the reason for the delay and of the new characterization date(s).

Calculating Density on Service: For purposes of determining the average density of Food Scraps/Yard Trimmings and Source-separated Food Scraps Collected, and as a metric to evaluate Collection efficiencies and Cart capacity utilization, the Contractor shall perform the following calculation:

> The net tonnage of the Food Scraps/Yard Trimmings and Source-separated Food Scraps Collected in the sampled trucks (or sampled Carts) shall be calculated by dividing by the total tons Collected of Food Scraps/Yard Trimmings and Source-separated Food Scraps by the total on-service cubic yards Collected to calculate a density for this stream. The results shall be recorded and reported in the audit.
>
> For example, if one (1) load sampled weighed a total of 5 Tons and was Collected from 100 cubic yards on service, the average "material on service density" for this stream would be 100 lbs. per cubic yard. Cubic yards on service shall be calculated using actual route data (i.e. if one route sampled collected 100 64-gal Carts, the yards on service for that route would be 6400 gallons, of 31.7 cubic yards).

Reporting: Contractor shall submit a written report to the City semi-annually beginning with Contractor's first Quarterly report in Quarter 3, 2025. The report will summarize the results of the characterization study, including a summary of characterization results; the measured weights for each commodity or category; the percent of each commodity/category found in each sample and in aggregate; a description and photographs of the types of Contaminants materials found during the characterization study; the average density on-service for the materials sampled (i.e. load weights divided by yards serviced); locations where the samples were collected; and any other data requested by the City. Upon approval by the City, the results of the characterization study shall be applied to the Tons delivered to the Food Scraps/Yard Trimmings and Source-separated Food Scraps Processing Facility and Tons of Contaminants delivered to the Landfill from the Food Scraps/Yard Trimmings and Source-separated Food Scraps in subsequent monthly reports and shall be in effect until the results of the next characterization study are approved by the City.

1c. Characterization Protocol for MSW Being Delivered to Disposal Site

The following protocol will be used to conduct characterizations of MSW at the City-designated Disposal Site for MSW where the following material components are disposed:

- Residential Stream - MSW component
- Commercial Stream - MSW component
- Multi-Family Stream - MSW component

Timing: Characterization studies shall be conducted two (2) times each year of Agreement for both the Residential, Commercial and Multi-family MSW streams so that each study selects a sample during the 'high season' (June through September) and during the low season (October through May) as shown in the table provided as Exhibit N-1 to this Attachment. (Note: The quarters refer to calendar year quarters as noted in the footnote in Exhibit N-1). The first characterizations of both Residential, Commercial, and Multi-family MSW shall take place beginning Quarter 3 2025. The timing for when the characterization studies are conducted shall be staggered so that after two (2) years, two (2) Residential MSW characterization, two (2) Commercial MSW, and (2) Multi-family MSW characterization shall have taken place during each calendar quarter, with two (2) characterizations completed during the high season (Quarters 2 and 3) and two (2) during the low season (Quarters 1 and 4).

Residential timing example: For example, for Agreement Year 1 (7/1/2025 – 6/30/2026), the Contractor shall conduct one (1) Residential characterization study of the MSW stream in Calendar Quarter 4, 2025 (low season) and one (1) during Calendar Quarter 3, 2025 (high season). In Agreement Year 2 (7/1/2026 – 6/30/2027), the Contractor shall conduct one (1) characterization study of the Residential MSW stream in June of Calendar Quarter 2, 2027 (high season) and Calendar Quarter 1, 2027 (low-season).

Commercial timing example: For Agreement Year 1 (7/1/2025 – 6/30/2026), the Contractor shall conduct one (1) Commercial characterization study of the Commercial MSW stream in Calendar Quarter 1, 2026 (low season) and one (1) during Calendar Quarter 2, 2026 (high season). In Agreement Year 2 (7/1/2026 – 6/30/2027), the Contractor shall conduct one (1) characterization study of the Commercial MSW stream in June of Calendar Quarter 2, 2027 (high season) and Calendar Quarter 4, 2026 (low-season).

Multi-family timing example: For Agreement Year 1 (7/1/2025 – 6/30/2026), the Contractor shall conduct one (1) Multi-family characterization study of the Multi-family MSW stream in Calendar Quarter 1, 2026 (low season) and one (1) during Calendar Quarter 2, 2026 (high season). In Agreement Year 2 (7/1/2026 – 6/30/2027), the Contractor shall conduct one (1) characterization study of the Multi-family MSW stream in June of Calendar Quarter 2, 2027 (high season) and Calendar Quarter 4, 2026 (low-season).

Please see Exhibit N-1. for the schedule of characterization studies that shall be conducted during the Term of the Agreement.

Methodology:

Sample Selection Methodology – Residential Curbside MSW*:* For each characterization study, loads shall be sampled only from the Residential MSW stream.

Each characterization shall be done by hand (i.e. a manual sort not a mechanized sort) and total load weights shall be established for each load sampled. One sample shall represent the entirety of the contents of a Residential MSW Cart. Samples shall be collected on the regular service day of the route being sampled. Contractor shall sample only full Carts. A 'full' Cart is defined as seventy-five percent (75%) or more Cart capacity utilization. Sample shall be collected using one of the following options:

1) a box truck;
2) a flat-bed vehicle, or;
3) a dedicated side-loader during the service day for that geographic area that only collects samples for the purposes of conducting the characterization study.

NOTE: If Contractor is using a box truck or flat-bed vehicle to collect samples and will be removing the Cart from the premises (options 1 and 2 above), Contractor shall immediately replace each full Residential Cart that is Collected, with a clean Cart of the identical size, type and color. The clean replacement cart will include a 'hang-tag' notifying the resident that their Cart was taken by Contractor and replaced with an identical Cart on the day(s) the characterization study and the reason why the Contractor is conducting the MSW characterization. The notice(s) shall include Contractor's telephone number, web site address, assurances that any of the Residents' private information that may be found in the Cart will be kept confidential by Contractor, and at least one (1) social media method for Residents to obtain additional information, ask questions and receive answers from Contractor concerning the characterization. The protocols described herein for Cart removal and 'hang tags' are not required if the Contractor chooses to collect samples using methodology 3 above (a dedicated side-loader to collect samples).

Commercial MSW sampling protocol: For each Commercial characterization study, loads shall be sampled only from MSW Materials Collected from Commercial Businesses. To collect samples for Commercial Waste Characterizations, Contractor shall service only Commercial Bin Customers along a regularly scheduled route. The segregated load containing MSW collected from Commercial Premises shall be taken to a facility and dumped on the tipping floor to be sorted, as described in the 'Sorting Protocol' section.

Multi-family MSW sampling protocol: For each Multi-family characterization study, loads shall be sampled only from MSW Materials Collected from Multi-family accounts. To collect samples for Multi-family Waste Characterizations, Contractor shall service only Multi-family Bin Customers along a regularly scheduled route. The segregated load

containing MSW collected from Multi-family Premises shall be taken to a facility and dumped on the tipping floor to be sorted, as described in the 'Sorting Protocol' section.

Sample Selection Protocol for Residential, Commercial, and Multi-family Containers:

The following number of samples (i.e. full Carts or Bins) per sampled route shall be Collected:

1. For routes that service less than 1,500 generators per week the study shall include a minimum of 25 samples.
2. For routes that service 1,500-3,999 generators per week the study shall include a minimum of 30 samples.
3. For routes that service 4,000- 6,999 generators per week the study shall include a minimum of 35 samples.
4. For routes that service 7,000 or more generators per week the study shall include a minimum of 40 samples.

The characterizations shall include samples taken from different areas in the City along the sampled route that are representative of the City's MSW stream. Samples (i.e. full Carts) may be gathered on a single day or on multiple service days over the course of the week provided the above-described total samples are collected from the route. A minimum of thirty (30) calendar days in advance of each characterization, Contractor shall provide City with a list and/or map of Residences, Commercial Businesses, or Multi-family Properties (with addresses) identified for sampling during the upcoming characterization in order for City to review and make sure the samples will be taken from different areas of the City as described herein.

Sorting protocol: All MSW collected for sampling must be transported to a sorting area at a permitted solid waste facility where the presence of prohibited Contaminants in the MSW are measured to determine the ratio of prohibited Contaminants present by type and weight. To determine the ratio of prohibited Contaminants after the field sample selection process is complete, the Contractor shall use the following protocol:

1. Take one sample of at least 200 pounds from the material collected from the MSW stream for sampling (e.g. a 200-pound sample taken from the contents of all of the MSW Carts collected for sampling).
2. The 200-pound sample shall be randomly selected from different areas of the pile of MSW. MSW shall be collected for sorting from the sample pile using a grid method and shall be hand collected. The grid method assigns an imaginary XY axis over the load after it is dumped on the tipping floor. Four random number pairings between 0-20 (for the long dimension of the load i.e. length) and 0-10 (for the shorter dimension of the load i.e. width) shall be generated to identify the location of the samples on the load. Each sample shall weigh at least 50 lbs. and shall be collected by hand in a 60- to 90-gallon Carts.

3. For the 200-pound sample, remove any prohibited Contaminants and sort materials by the four categories indicated below (Categories 1, 2, 3, and 4). Place Contaminants and sorted materials into separate Carts. Determine the weight of each category type by weighing each Cart and deducting the Cart tare weight. Note the gross weight and net weight for each category manually using the worksheet provided in Exhibit N-4.
4. Calculate the composition percentage of each category in the sample by dividing the total net weight of each category by the total weight of the sample.

Sorting Categories: Materials shall be sorted into the categories below and shall be weighed:

Category 1: Food Scrap or Yard Trimmings materials accepted in the Co-collected Food Scrap/Yard Trimmings program as listed in Attachment B, Section 5.
Category 2: Recyclable Materials accepted in the Recyclable Materials Collection program as listed in Attachment B, Section 5.
Category 3: Non-recoverable MSW
Category 4: HHW, E-waste, U-waste, automobile parts and other materials that should not be placed in the MSW Cart

Analysis: The results of the samples shall then be used to produce a characterization that shall be used to assess the recoverability of materials in the MSW Cart.

Calculating Density on Service: For purposes of determining the average densities of MSW Collected, and as a metric to evaluate Collection efficiencies and Cart capacity utilization, the Contractor shall perform the following calculation:

The net tonnage of MSW Collected in the sampled trucks (or Carts) shall be calculated by dividing by the total tons Collected of MSW by the total on-service cubic yards Collected to calculate a density for the MSW stream and the results shall be recorded and reported in the audit.

For example, if one (1) load sampled weighed a total of 5 Tons and was Collected from 1000 cubic yards on service, the average "material on service density" for the MSW stream would be 100 lbs. per cubic yard. Cubic yards on service shall be calculated using actual route data (i.e. if one route sampled collected 100 64-gal carts, the yards on service for that route would be 6,400 gallons, or 31.7 cubic yards).

Exhibit N-4 includes the characterization data collection sheet that shall be used for the MSW characterization studies.

Reporting: Contractor shall submit a written report to the City semi-annually beginning with Contractor's first Quarterly report in Quarter 3, 2025. The report will summarize the results of the characterization study, including a summary of the characterization results;

the measured weights for each commodity or category; the percent of each commodity/category found in each sample and in aggregate; locations where the samples were collected; a description and photographs of the types of Contaminants found during the characterization study; the average on-service density for the materials sampled (i.e. load weights divided by yards serviced); and any other data requested by the City.

1.d. Requirements If Contamination Exceeds 25%

If the sampled weight of prohibited Contaminants exceeds twenty-five percent (25%) of the measured sample for any material type (MSW, Recyclable Materials and/or Food Scraps/Yard Trimmings), the Contractor shall perform the following:

(A) Notify all Residents and/or Commercial/Multi-family Customers on the sampled Collection route(s) of the requirement to properly separate materials into the appropriate Carts. The Contractor may provide this information by placing a notice on the Residents' Cart(s), gate, or door, and/or by mail, e-mail, or electronic message to the Resident. All notifications distributed to Residents must be approved by the City prior to distribution.

(B) During the quarter after the characterization where a Contamination rate of 25% or more was found for any stream (MSW, Recyclable Materials and/or Food Scraps/Yard Trimmings), Contractor shall target the high-Contamination route(s) for each such stream to be audited in the regularly-scheduled, semi-annual on-site field Cart Contamination audits described in Section 2 of this Attachment N.

1e. Characterization Methodology for C&D Processing Facilities

Twice annually beginning July 2025 and January 2026, Contractor shall report facility-wide Diversion rates for all C&D Processing Facilities used by the Contractor. The Contractor shall provide facility-wide Diversion rate data and a written explanation, including calculations, of how the Diversion rate was calculated. The City may request source documentation supporting the facility-wide Diversion rate. Upon request by the City, the Contractor shall conduct a weight-based characterization study for materials Collected by Contractor in the City and delivered to the Contractor's C&D Processing Facility over the course of a five (5) day period. The Contractor shall manually sort the contents of each of the C&D loads originating in the City by commodity types (including, at a minimum, Wood, concrete, asphalt, drywall/gypsum, bricks, metals, dirt, Yard Trimmings, and grubbing material) and weigh the separated commodities to calculate the Diversion rate.

Reporting: Contractor shall submit a written report to the City semi-annually beginning January 2026. The report shall summarize the results of the characterization study, including a roll-up of all five (5) days of characterization results; the measured weights for each commodity or category; the percent of each commodity/category found in each sample and in aggregate; a description and photographs of the types of Residue materials found during the characterization study; the average on-service density for the materials

sampled (i.e. load weights divided by yards serviced); and any other data requested by the City. Upon approval by the City, the results of the characterization study shall be applied to the Tons delivered to the C&D Processing Facility and Tons of Residue delivered to the Landfill in subsequent monthly reports and shall be in effect until the results of the next characterization study are approved by the City.

2. Protocol for On-site Field Carts and Bins Contamination Audits

2.a Protocol for Residential On-site Field Cart Contamination Audits

The following methodology shall be used to conduct on-site field Contamination audits of the following Residential materials:

- Residential Recyclable Materials
- Residential Co-collected Food Scraps/Yard Trimmings
- Residential MSW

Timing: On-site field Contamination audits shall be conducted two (2) times each calendar year on a semi-annual basis.

Methodology:

Before the on-site field Contamination audits are conducted, the Contractor shall coordinate with the City to target specific Residential neighborhoods throughout the City. Contractor shall target routes for audits that were found to have a 25% or higher Contamination rate based on characterizations conducted the previous quarter as described in Section 1d of this Attachment N.

Each semi-annual on-site field Contamination audit ("lid flip") shall target a minimum of five percent (5%) of the Residences served by the Contractor in the City. The Contractor may conduct the audit over the course of several days or complete the audit in a single day, provided it allocates adequate staffing to complete the methodology herein in a diligent and workmanlike fashion. Per Section 18984.5(b) of the SB 1383 regulations, audits shall be conducted in a manner that results in Carts along ***all*** Contractor ***routes*** being audited ***annually***. The audits shall be conducted on Carts placed at curbside or in the alley by the Resident for Collection by Contractor (e.g. MSW, Recyclable Materials, and Co-Collected Food Scraps/Yard Trimmings) before the Carts are Collected on the regular service day, in order to observe full Carts. The specific methodology for conducting the audit of each Cart shall be as follows:

1. Upon arrival at a Residence, note Cart serial number(s) (if the carts have a serial number), the material-type for each Cart (MSW, Recyclable Materials, or Food Scraps/Yard Trimmings), the size of the Cart, and number of carts set out for service.
2. Flip lid of each Cart and note fullness of each Cart. Using a tool, prod around to reposition materials in Cart to visually assess maximum amount of the contents of the Cart. Open bags if most of the contents in the Cart are bagged. Note and photograph any Contamination observed in any Cart audited. Note photo numbers on audit sheet and if materials are bagged. Estimate percentage, by volume, of specific Contamination materials observed (e.g. glass or plastics in Food

Scraps/Yard Trimmings Cart; leaves in Recyclable Materials Cart; aluminum cans in MSW Cart) and note them on audit sheet.

3. If Contaminants are observed, place a 'hang tag' on the Contaminated Cart noting the unacceptable material that was found in the Cart and provide public education materials reminding the Customer of what materials are acceptable in which Carts (as further described below). If non-containerization is observed (i.e. overflowing MSW, Recyclable Materials, or Yard Trimmings/Food Scraps, bags of materials on the ground, etc.), place a separate 'hang tag' as described in Attachment B, Section 2.7, on the container(s).
4. Once per year, for ten percent (10%) of the Food Scrap/Yard Trimming Carts audited, place the Cart on a scale and note total weight. Record standard tare weights based on Cart size and subtract the tare weight from the total Cart weight to obtain the net Cart weight. Record the net Cart weight. The weighing of Food Scrap/Yard Trimmings carts shall take place during different quarters each year so that after 4 years, the Contractor will have weighed Food Scrap/Yard Trimmings Carts during each calendar quarter during the previous four years.

During the audits, the Contractor shall note all the following attributes on the data collection form in Exhibit N-5:

- Fullness of each of the Carts set out for Collection (percent full – by volume)
- Percentage, by volume, of observed Contamination in each of the Carts set out for Collection (i.e., MSW or Food Scraps in Carts for Recyclable Materials; Recyclable Materials, Food Scraps, and/or Yard Trimmings in MSW Cart; Recyclable Materials and MSW in a Co-collected Food Scraps/Yard Trimmings Cart)
- Descriptions of specific Contaminants found in each Cart
- Participation of Residents in Co-collection program (i.e., the presence of Co-Collected Yard Trimmings/Food Scrap Cart set out for Collection)
- Curbside/alley placement rates (i.e., the absence of a Recyclable Materials or Food Scraps/Yard Trimmings Cart when an MSW Cart is present at the curb or in the alley)
- The presence of bagged materials in Recyclable Materials and/or Food Scraps/Yard Trimmings Carts
- Total weight of each Cart for at least 10% of the Food Scrap/Yard Trimmings Carts audited (weigh using portable scale) if the annual weighing requirement occurred during the audit that is being performed and reported

If there is any observable Contamination in any Cart, the Contractor shall place a 'hang tag' on the Cart notifying the Customer of the Contamination incident and how to correct it. The 'hang tag' shall indicate 1) the type of Contaminant(s) observed by Contractor's staff during the audit and 2) the appropriate Cart in which the prohibited Contaminant(s) should be placed. The notification shall include information regarding the Resident's requirement to properly separate materials into the appropriate Carts. The City shall approve of the 'hang tag' before it is placed into use. The Contamination items and

quantities shall be noted and photographed. The photo number and Contamination item(s) shall be noted in the field data collection sheet.

Reporting**:** Contractor shall submit a written report for the semi-annual audits to the City in the quarterly report that covers the reporting period when the audit was conducted. For example, if the audit was conducted in August 2025 (calendar quarter 3), the report shall be submitted with the Quarter 3 report. The report shall summarize the results of the auditing program, the number of households audited, the number of non-participants for each Diversion program (Recyclable Materials and Food Scraps/Yard Trimmings), Contamination incidents for each quarterly audit, the average fullness levels of each type of Residential Cart (MSW, Recyclable Materials and Food Scraps/Yard Trimmings), the average weights of Food Scraps/ Yard Trimmings Carts, the average observed Contamination levels for MSW, Recyclable Materials and Food Scraps/ Yard Trimmings Carts, locations where on-site Contamination audits were conducted, addresses of Residents where prohibited Contaminants were observed, addresses where Recyclable Materials and/or Food Scraps/ Yard Trimmings program non-participation was observed (i.e. Recyclable Materials or Food Scraps/ Yard Trimmings Carts were not rolled out to the curb or placed in the alley for Collection), descriptions of specific Contaminants found in each type of Cart (MSW, Recyclable Materials and Food Scraps/ Yard Trimmings Carts), photos supporting the findings.

After each audit, Contractor shall geocode the results of the lid-flipping audit to associate the observed contamination rate with the address of the customer using GIS software. Geocoded data from the audits shall be plotted on a map with all previous results to show cumulative data from the lid flipping audits. Color-coded symbology shall be used to reflect levels of contamination found during lid-flipping audit such that high-levels of contamination (25%+) are shown as red and low levels of contamination (less than 5%) are shown as green ‘dots’ on the map. The geocoded data will be used to identify which neighborhoods have been audited, where high levels of contamination are found, and can be used to determine which neighborhoods need additional outreach and education as well as to determine which neighborhoods will be targeted for future contamination audits. Contractor shall include a link to the geocoded data with its report submittals to the City.

If the audit data shows that, during Phase 1 (July 1, 2025 – December 31, 2027 as described in Article 10), the observed Contamination levels, by volume, for any stream (MSW, Recyclable Materials, and/or Food Scraps/Yard Trimmings) exceed 25%, Contractor shall submit an action plan to reduce Contamination as part of its report. If the audit data shows that, after January 1, 2027 and for the remainder of the Agreement Term, that the observed Contamination levels, by volume, for any stream exceed 15%, Contractor shall submit an action plan to reduce Contamination as part of its report. The Contamination Reduction Action Plans submitted by Contractor shall include a detailed plan to reduce Contamination for the neighborhoods where high levels of Contamination were observed during the audits. The plan may include presentations at neighborhood association meetings, door-to-door canvassing by Recycling Coordinators, the distribution of written materials to all households on the route where high levels of contamination were encountered, targeted social media posts, etc.

2b. Protocols for Commercial/Multi-family On-site Field Carts and Bins Contamination Audits

The following methodology shall be used to conduct on-site field Contamination audits of the following Commercial and Multi-Family programs:

- Single-Stream Recyclables
- Source separated Food Scraps
- MSW

Purpose: To quantify the volume of Divertible materials (i.e. Recyclable Materials, Yard Trimmings and Food Scraps) in Commercial MSW Containers to measure the efficacy of Source-Separated Recycling and Food Scrap Collection programs; and the data gathered from the on-site field Container Contamination audits will help the City to determine the following:

1) If there are Divertible materials still being deposited in the MSW Bins/Carts after a Single Stream Recycling program and a Food Scrap Collection program have been implemented.
2) The levels of Contamination in Single-Stream Recycling and Food Scrap Collection Bins as well as in MSW Bins/Carts.
3) The types, weights, volumes, and densities of materials being placed into the MSW Bin/Cart after a Single Stream and/or Single Material Recycling program and a Food Scrap Collection program have been implemented.
4) Identify specific Customers where additional outreach, education and training is needed.

Timing: On-site field Contamination audits shall be conducted on an on-going basis and incorporated into the Recycling Coordinators' daily site work so that annually all Commercial and Multi-Family Customers in the City will receive at least one (1) field Contamination audits of all of the above-listed components. Audits shall commence in July 2025 and continue throughout the Term.

Methodology: Using a field data sheet collaboratively developed and approved of by the City, Contractor shall note the following attributes for all Bins and/or Carts present at each Customer:

- Capacity utilization (i.e. Bin/Cart percent full by volume)
- Percentage, by volume, of Recyclable Materials and Food Scraps found in each Bin/Cart
- Percentage, by volume, of MSW found in the Single Stream Recyclables and/or Food Scrap and/or Yard Trimmings Bin/Cart(s)
- Percentage, by volume, of Divertible Food Scraps and of Recyclable Materials found in the MSW Bin/Cart (percentage of each material)
- Percent fullness of each Bin/Cart associated with the account
- Serial numbers or bar code numbers on the Bins/Carts

- Weight of a minimum of five percent (5%) of the Food Scrap Carts audited
- Date of site visit
- Photo number(s)
- Discrepancies between field inventories and account service database (i.e. what equipment the Customer has compared to what that Customer is being billed for)
- Any other notable observations.

The on-site field Contamination audits shall be conducted as close as possible to the regular Collection day and time for the Bins/Carts to obtain an accurate assessment of the Bin/Cart contents at the time of routine Collection. All field observations shall be photo-documented and photo numbers tracked on the field data collection sheet.

Reporting: Contamination field audit data shall be tracked in the City's Customer Relationship Management (CRM) system and/or Red/Green Listing. Annually, in April, (beginning April 2026) the Contractor shall submit a summary report with all year-to-date data aggregated and analyzed. Key metrics in the report shall include:

- Average Bin/Cart capacity utilization by stream and component
- Average Contamination percentage levels, by volume, by stream, by component and by Contamination types
- Material densities by stream and by component, accounting for capacity utilization
- Any disparities between field observations and service discrepancies
- Photos and descriptions of common Contaminants encountered
- If Contamination exceeds ten percent (10%) by component, an action plan to reduce Contamination
- Actions taken to reduce Contamination during the reporting period
- Other notable data

After each audit, Contractor shall geocode the results of the lid-flipping audit to associate the observed contamination rate with the address of the customer using GIS software. Geocoded data from the audits shall be plotted on a map with all previous results to show cumulative data from the lid flipping audits. Color-coded symbology shall be used to reflect levels of contamination found during lid-flipping audit such that high-levels of contamination (25%+) are shown as red and low levels of contamination (less than 5%) are shown as green 'dots' on the map. The geocoded data will be used to identify where high levels of contamination are found and can be used to determine which parts of the City need additional outreach and education. Contractor shall include a link to the geocoded data with its report submittals to the City.

3. Assessment of Metrics Achieved for Incentives

To determine whether Contractor has earned the Phase 1 and/or Phase 2 Extension Incentive(s) described in Article 10 of the Agreement, the City will utilize the assessments described below. A summary of the timing of Phase 1 and 2 is included below.

Phase 1 timing:

As described in Article 10 of the Agreement the timing for Phase 1 is as follows:

- Period during which characterization audit results showing Contamination levels achieved will be used to evaluate Contractor's performance: July 1, 2027 through June 30, 2028
- City analysis of results and determination of whether metrics have been achieved: July 1, 2028 through September 30, 2028
- Contractor notified of City determination of whether Phase 1 incentive has been earned: October 1, 2028
- If Incentive not earned, opportunity for Contractor to conduct additional characterization and submits results to City per Section 3.1. of this Attachment N: October 1, 2028 – November 15, 2028
- Contractor notified of City determination of whether Phase 1 incentive has been earned: April 1, 2029

Phase 2 timing:

As described in Article 10 of the Agreement the timing for Phase 2 is as follows:

- Period during which characterization audit results showing Contamination levels achieved will be used to evaluate Contractor's performance: July 1, 2030 through June 30, 2031
- City analysis of results and determination of whether metrics have been achieved: July 1, 2031 through December 31, 2031
- If Incentive not earned, opportunity for Contractor to conduct additional characterization and submits results to City per Section 3.1. of this Attachment N: October 1 - November 15, 2031
- Contractor notified of City determination of whether Phase 2 incentive has been earned: April 1, 2032

3.1. Assessment of Phase 1 Performance Metrics

a. Achievement of Phase 1 Contamination Levels

a. During Agreement Year 3 (2027/2028), using the protocols included in Subparts 1a, 1b and 1c of this Attachment N, the Contractor will conduct regular, recurring weight-based characterization studies of the following materials streams to determine the level of Contamination and whether Contractor has met the Contamination levels required for the Phase 1 Extension Incentive. The characterizations shall be conducted by Contractor during Agreement Year 2027/28, as normally scheduled per this Attachment N. The Phase 1 Contamination levels (maximum allowed Contamination by weight) are included below for each stream:
    1. Residential
        a. Recyclable Materials Phase 1 Contamination Maximum levels: 25%
        b. MSW Phase 1 Contamination Maximum level: 25%. (Note: The 25% Contamination Maximum includes the combined weight of Recyclable Materials, Yard Trimmings and Food Scraps found in MSW)
        c. Co-Collected Food Scraps/Yard Trimmings Phase 1 Contamination Maximum level: 25%
    2. Commercial/Multi-family
        a. Recyclable Materials Phase 1 Contamination Maximum level: 25%
        b. MSW Phase 1 Contamination Maximum level: 25%. (Note: The 25% Contamination Maximum includes the combined weight of Recyclable Materials, Yard Trimmings and Food Scraps found in MSW)
        c. Source-separated Food Scraps Phase 1 Contamination Maximum level: 25%

b. The City, or its representative, will be present for these characterization studies to verify that the Contractor has properly conducted the characterization studies, and to observe the calculations, weighing of materials and the results of the characterization. Contractor shall provide no less than 30-days advance notice to the City of the dates for each characterization. Contractor shall submit the results of the 2027/28 characterizations on a quarterly basis as described in Section 1 of this Attachment N. On or before June 30, 2028, Contractor shall submit the aggregated results of the six characterizations conducted on the three Residential streams, the aggregated results of the three characterizations conducted on the three Commercial streams, and the aggregated results of the three characterizations conducted on the three Multi-family streams showing the total annual composite Contamination levels for each stream during Agreement Year 2027/28. Refer to Exhibit N-6 for the protocol for calculating the composite Contamination levels. City will notify Contractor of its decision about which Contamination levels have been achieved and which, if any, have not been met, on or before October 1, 2028.

c. If Contractor has failed to meet any of the Contamination levels required to earn the Phase 1 Extension Incentive, the following process shall be followed. For any stream (MSW, Recyclable Materials and/or Co-Collected Food Scraps/Yard Trimmings) where the characterization study showed that the Contamination level was exceeded, the Contractor may, at Contractor's sole expense, conduct one (1) additional characterization study for each of the failed streams on or before November 15, 2028. The City or its representative shall be notified by Contractor no less than 30 calendar days in advance of the date(s) when each additional characterization is scheduled so City representatives or staff can be present to verify that the Contractor has properly conducted the additional characterization study(ies), and to observe the calculations, weighing of materials and the results of the characterization. The results of the additional characterization shall be averaged with the results of the two (2) remaining, original regularly-scheduled characterizations of the same material stream to calculate a composite Contamination percentage that includes the results of the three (3) characterizations for the specific stream (i.e. MSW, Recyclable Materials, ~~or~~ Co-collected Food Scraps/Yard Trimmings, or Source-Separated Food Scraps). Refer to Exhibit N-6 for the protocol for calculating the composite Contamination levels. All additional characterization studies for those streams(s) exceeding the Contamination level(s) must be completed on or before November 15, 2028, and the results submitted to the City on or before December 1, 2028.

   Example: The Contractor completed its characterization of the Recyclable Materials (or Co-collected Food Scraps/Yard Trimmings, Source-Separated Food Scraps or MSW) for Agreement Year 2027/28 and found a Contamination rate in excess of 25% for one or more of the streams. The Contractor could conduct one (1) additional characterization study of each of the stream(s) that exceeded the 25% contamination level on or before November 15, 2028 and submit the results to the City on or before December 1, 2028.

d. City will notify Contractor of its decision about which Contamination levels have been achieved and which, if any, have not been met, on or before April 1, 2029.

3.2. Assessment of Phase 2 Performance Metrics

a. During Agreement year 6 (July 1, 2030 – June 30, 2031), using the protocols included in Subparts 1a, 1b and 1c of this Attachment N, the Contractor shall conduct regular recurring weight-based characterization studies of the following material streams to determine the level of Contamination and whether Contractor has met the Contamination levels required for the Phase 2 Extension Incentive. The characterizations shall be conducted by Contractor during Agreement year 2030/2031, as normally scheduled per this Attachment N. The Phase 2 Contamination levels (maximum allowed Contamination by weight) are included below for each stream:
    1. Residential
        a. Recyclable Materials Phase 2 Contamination Maximum level: 15%
        b. MSW Phase 2 Contamination Maximum level: 15%. (Note: The 15% Contamination Maximum includes the combined weight of Recyclable Materials, Yard Trimmings and Food Scraps found in MSW)
        c. Co-Collected Food Scraps/Yard Trimmings Phase 2 Contamination Maximum level: 15%
    2. Commercial/Multi-family
        a. Recyclable Materials Phase 2 Contamination Maximum level: 15%
        b. MSW Phase 2 Contamination Maximum level: 15%. (Note: The 15% Contamination Maximum includes the combined weight of Recyclable Materials, Yard Trimmings and Food Scraps found in MSW)
        c. Source-separated Food Scraps Phase 2 Contamination Maximum level: 15%

b. The City, or its representative, will be present for these characterization studies to verify that the Contractor has properly conducted the characterization study(ies), and to observe the calculations, weighing of materials and the results of the characterization. Contractor shall provide no less than 30 calendar days advance notice to the City of when each characterization is scheduled. Contractor shall submit the results of the Agreement Year 2030/2031 characterizations on a quarterly basis as described in Section 1 of this Attachment N. On or before June 30, 2031, Contractor shall submit the aggregated results of the six characterizations conducted on the three Residential streams during Agreement Year 2030/2031, the aggregated results of the three characterizations conducted on the three Commercial streams in Contract Year 2030/2031, and the aggregated results of the three characterizations conducted on the three Multi-family streams in Agreement Year 2030/2031, showing the total

composite Contamination levels for each stream. Refer to Exhibit N-6 for the protocol for calculating the composite Contamination levels. City will notify Contractor of its decision about which required Contamination levels have been achieved and which, if any, have not been met, on or before October 1, 2031.

c. If Contractor has failed to meet the any of the Contamination levels required to earn the Phase 2 Extension Incentive the following process shall be followed. For any stream where the characterization study showed that the Contamination level was exceeded, the Contractor may, at Contractor's sole expense, conduct one (1) additional characterization study for each of the failed streams. The City or its representative shall be notified by Contractor no less than 30 calendar days in advance of the date(s) when each additional characterization is scheduled so City representatives or staff can be present to verify that the Contractor has properly conducted the additional characterization study(ies), and to observe the calculations, weighing of materials and the results of the characterization. The results of the additional characterization shall be averaged with the results of the 2 remaining, original regularly-scheduled characterizations of the same material stream to calculate a composite Contamination percentage that includes the results of the three characterizations for the specific stream (i.e. MSW, Recyclable Materials, Source-Separated Food Scraps, or Co-collected Food Scraps/Yard Trimmings). Refer to Exhibit N-6 for the protocol for calculating the composite Contamination levels when using a supplemental characterization study. All subsequent characterization studies for those stream(s) exceeding the required Contamination level(s) must be completed on or before November 15, 2031 and the results submitted to City on or before December 1, 2031.

   Example: The Contractor completed its characterization of the Recyclable Materials (or Co-collected Food Scraps/Yard Trimmings, Source-Separated Food Scraps or MSW) for Agreement Year 6 (2030/2031) and found a Contamination rate in excess of 15% for one or more of the streams. The Contractor could conduct one (1) additional characterization study of each of the stream(s) that exceeded the 15% contamination level on or before November 15, 2031 and submit the results on or before December 1, 2031.

e. City will notify Contractor of its decision about which Contamination levels have been achieved and which, if any, have not been met, on or before April 1, 2032.

4. Assessment of Minimum Performance Standards for SB 1383 Program Implementation

As described in Section 10.02 of the Agreement, in order for City to comply with SB 1383, (1) Diversion Programs required by the Agreement must be fully implemented and maintained throughout the Term, and (2) Contamination levels must be minimized in all streams of materials Collected by Contractor. Section 4 of this Attachment N includes the assessment methodologies used to determine if the minimum performance standards included in Section 10.02 have been achieved. Section 4.1. includes the methodology to assess the percentage of SB 1383 Diversion programs that have been fully implemented by Contractor as required by Section 10.02.A of the Agreement. Section 4.2. includes the methodology to assess the level of Contamination achieved by Contractor as required by Section 10.02.B of the Agreement.

4.1 Assessment of Percentage of SB 1383 Diversion Programs Fully Implemented as Required by Section 10.02.A

For purposes of the minimum level of program implementation standards described in Article 10 of the Agreement, Contractor is required to have fully implemented SB 1383-compliant Diversion programs at 95% or more of all Commercial and Multi-family Premises by June 30, 2026. Evaluation of the percentage of fully implemented SB1383-compliant Diversion Programs at said Premises shall be conducted by the City annually thereafter according to the same schedule. The City will evaluate Contractor's performance to determine whether or not the minimum level of Diversion program implementation has been achieved during the time periods set forth in Article 10.02.A.1. To evaluate Contractor's performance, the City will review the Red/Green Tracking Spreadsheet and/or CRM System, time and work logs of the Sustainability Coordinator, all the Monthly, Quarterly, and Annual Reports, listed in Attachment K, submitted by Contractor up to and including the Monthly Report for June 2026. The City, in its sole discretion, may also conduct site visits at Customers' Premises to determine whether Contractor has achieved the minimum required Diversion program implementation. The site surveys will determine whether the required SB 1383 program(s) is/are in place, and whether the Customer is fully participating in the program(s). In order for a Customer's program to be found to be "fully implemented", Contractor must have completed all steps for program implementation listed in Section 3.7 of Attachment B to the satisfaction of City. Data gathered at each site by the City may include:

- Capacity utilization (i.e. Bin/Cart percent full by volume)
- Percentage, by volume, of Recyclable Materials and Food Scraps found in each Bin/Cart

- Percentage, by volume, of MSW found in the Single Stream Recyclables, Source-Separated Food Scraps, and/or Food Scrap and/or Yard Trimmings Bin/Cart(s)
- Percentage, by volume, of Divertible Food Scraps and of Recyclable Materials found in the MSW Bin/Cart (percentage of each material)
- Serial numbers or bar code numbers on the Bins/Carts
- Date of site visit
- Photo number(s)
- Any other notable observations.

4.2 Assessment of Minimum Performance Standards for Contamination Levels Achieved by Contractor as Required by Section 10.02.B of the Agreement

To determine whether Contractor has met the minimum performance standards for the time periods described in Article 10.02, the City will utilize the assessments described below.

A summary of the timing is included below.

Maximum Levels of Composite Contamination Required by June 30, 2027 as evaluated for the period of July 1, 2026 – June 30, 2027: As described in Article 10.02.B.1 of the Agreement, between July 1, 2026 and June 30, 2027, Residential, Commercial and Multi-family Contamination levels for Recyclable Materials, Co-Collected Food Scraps/Yard Trimmings, Source-separated Food Scraps, and MSW shall be maintained at or below 30%. The City will evaluate the level of Contamination achieved by Contractor using the composite Contamination levels from regularly-scheduled characterizations conducted between July 1, 2026 and June 30, 2027 of all 3 streams from all 3 collection sectors. Refer to the table in Section 4.2.1 for the dates when these assessments occur for Agreement years 2, 3, and 4.

Maximum Levels of Composite Contamination Required by June 30, 2030 as evaluated for period of July 1, 2029 – June 30, 2030: As described in Article 10.02.B.2 of the Agreement, between July 1, 2029 and June 30, 2030, and annually thereafter, Residential, Commercial and Multi-family Contamination levels for Recyclable Materials, Co-Collected Food Scraps/Yard Trimmings, Source-separated Food Scraps, and MSW shall be maintained at or below 20%. The City will evaluate the level of Contamination achieved by Contractor using the composite contamination levels from regularly-scheduled characterizations conducted between July 1, 2029 and June 30, 2030 of all 3 streams from all 3 collection sectors. Refer to the table in Section 4.2.2 for the dates when these assessments occur for Agreement years 5, 6, 7, 8, and 9.

4.2.1 Assessment of 30% Maximum Levels of Container Contamination

a. During Contract Year 2 (July 1, 2026 – June 30, 2027), using the protocols included in Subparts 1a, 1b and 1c of this Attachment N, the Contractor will conduct regular, recurring weight-based characterization studies of the following materials streams to determine the level of Contamination and whether Contractor has exceeded the 30% Maximum Levels of Contamination. The characterizations shall be conducted by Contractor during Agreement Year 2 (2026/27), as normally scheduled per this Attachment N. The 30% Maximum Levels of Contamination (maximum allowed Contamination by weight) are included below for each stream:
    1. Residential
        a. Maximum Level of Contamination Recyclables: 30%
        b. Maximum Level of Contamination MSW: 30%. (Note: The 30% Contamination Maximum includes the combined weight of Recyclable Materials, Yard Trimmings and Food Scraps found in MSW)
        c. Maximum Level of Contamination Co-Collected Food Scraps/Yard Trimmings: 30%
    2. Commercial/Multi-family
        a. Maximum Level of Contamination Recyclables: 30%
        b. Maximum Level of Contamination MSW: 30%. (Note: The 30% Contamination Maximum includes the combined weight of Recyclable Materials, Yard Trimmings and Food Scraps found in MSW)
        c. Maximum Level of Contamination Source-separated Food Scraps: 30%

b. The City, or its representative, may be present for these characterization studies to verify that the Contractor has properly conducted the characterization studies, and to observe the calculations, weighing of materials and the results of the characterization. Contractor shall provide no less than 30-days advance notice to the City of the dates for each characterization. Contractor shall submit the results of the Agreement Year 2 (2026/2027) characterizations on a quarterly basis as described in Section 1 of this Attachment N. On or before June 30, 2027, Contractor shall submit the aggregated results of the six characterizations conducted on the three Residential streams in Agreement Year 2 (2026/2027), the aggregated results of the three characterizations conducted on the three Commercial streams in Agreement Year 2 (2026/2027), and the aggregated results of the three characterizations conducted on the three Multi-family streams in Agreement Year 2 (2026/2027) showing the total annual composite Contamination levels for each stream. Refer to Exhibit N-7 for the protocol for calculating the composite Contamination levels. City will notify Contractor of its decision about which Contamination levels have been achieved and which, if any, have not been met, on or before October 1, 2027 for Contract Year 2 (2026/27).

c. If Contractor has exceeded any of the 30% Maximum Levels of Container Contamination, the following process shall be followed. For any stream (MSW, Recyclable Materials and/or Co-Collected Food Scraps/Yard Trimmings) where the characterization study showed that the 30% Maximum Contamination level was exceeded, the Contractor may, at Contractor's sole expense, conduct one (1) additional characterization study for each of the streams that exceeded 30% on or before November 15, 2027. The City or its representative shall be notified by Contractor no less than 30 calendar days in advance of the date(s) when each additional characterization is scheduled so City representatives or staff can be present to verify that the Contractor has properly conducted the additional characterization study(ies), and to observe the calculations, weighing of materials and the results of the characterization. The results of the additional characterization shall be averaged with the results of the 2 remaining, original regularly-scheduled characterizations of the same material stream to calculate a composite Contamination percentage that includes the results of the three characterizations for the specific stream (i.e. MSW, Recyclable Materials, or Co-collected Food Scraps/Yard Trimmings). Refer to Exhibit N-7 for the protocol for calculating the composite Contamination levels. All subsequent, additional characterization studies for those streams(s) exceeding the 30% Maximum Contamination level(s) must be completed on or before November 15, 2027, and the results submitted to the City on or before December 1, 2027.

    i. Example: The Contractor completed its characterization of the Recyclable Materials (or Co-collected Food Scraps/Yard Trimmings, Source-Separated Food Scraps or MSW) for Contract Year 2 (2026/27) and found a Contamination rate in excess of 30% for one or more of the streams. The Contractor could conduct one (1) additional characterization study of each of the stream(s) that exceeded the 30% Contamination level on or before November 15, 2027 and submit the results to the City on or before December 1, 2027.

d. City will notify Contractor of its decision about which Contamination levels have been achieved and which, if any, have not been met, on or before April 1, 2028, and each April 1 annually thereafter.

e. Repeat above steps for Agreement Years 3 and 4 using the timelines shown in the table below.

Agreement Year	Period during which Contractor will conduct regularly scheduled Waste Characterizations for use in assessing attainment of maximum of 30% Contamination levels (Step a above)	Deadline to calculate composite Contamination levels using the protocol in Exhibit N-7 and submit results to the City (Step a)	City Notifies Contractor if Any Streams had Contamination Above 30% (Step b)	Deadline to Recharacterize streams with Contamination above 30% (Step c)	Deadline to submit re-characterization results to City (Step c)	Deadline for City to notify Contractor whether Contamination levels at or below the required 30% have been achieved
2	July 1, 2026 – June 30, 2027	June 30, 2027	October 1, 2027	November 15, 2027	December 1, 2027	April 1, 2028
3	July 1, 2027 – June 30, 2028	June 30, 2028	October 1, 2028	November 15, 2028	December 1, 2028	April 1, 2029
4	July 1, 2028 – June 30, 2029	June 30, 2029	October 1, 2029	November 15, 2029	December 1, 2029	April 1, 2030

4.2.2. Assessment of 20% Maximum Level of Container Contamination

a. During Agreement Year 5 (July 1, 2029 – June 30, 2030), and each year thereafter, using the protocols included in Subparts 1a, 1b and 1c of this Attachment N, the Contractor will conduct regular, recurring weight-based characterization studies of the following materials streams to determine the level of Contamination and whether Contractor has exceeded the 20% Maximum Levels of Contamination. The characterizations shall be conducted by Contractor during each Contract Year, as normally scheduled per this Attachment N. The 20% Maximum Levels of Contamination (maximum allowed Contamination by weight) are included below for each stream:

3. Residential
    a. Maximum Levels of Contamination Recyclables: 20%
    b. Maximum Levels of Contamination MSW: 20%. (Note: The 20% Contamination Maximum includes the combined weight of Recyclable Materials, Yard Trimmings and Food Scraps found in MSW)
    c. Maximum Levels of Contamination Co-Collected Food Scraps/Yard Trimmings: 20%
4. Commercial/Multi-family
    a. Maximum Levels of Contamination Recyclables: 20%
    b. Maximum Levels of Contamination MSW: 20%. (Note: The 20% Contamination Maximum includes the combined weight of Recyclable Materials, Yard Trimmings and Food Scraps found in MSW)
    c. Maximum Levels of Contamination Source-separated Food Scraps: 20%

b. The City, or its representative, may be present for these characterization studies to verify that the Contractor has properly conducted the characterization studies, and to observe the calculations, weighing of materials and the results of the characterization. Contractor shall provide no less than 30-days advance notice to the City of the dates for each characterization. Contractor shall submit the results of the Agreement Year 5 (2029/2030) characterizations on a quarterly basis as described in Section 1 of this Attachment N. On or before June 30, 2030, and each June 30th thereafter, Contractor shall submit the aggregated results of the six characterizations conducted on the three Residential streams in the previous Contract Year, the aggregated results of the six characterizations conducted on the three Commercial streams, and the aggregated results of the six characterizations conducted on the three Multi-family streams in the previous Contract Year showing the total annual composite Contamination levels for each stream. Refer to Exhibit N-7 for the protocol for calculating the composite Contamination levels. City will notify Contractor of its decision about which Contamination levels have been achieved and which, if any, have not been met, on or before October 1, 2030 beginning with Contract Year 5 (2029/2030) and each October 1 thereafter.

c. If Contractor has exceeded any of the 20% Maximum Levels of Container Contamination, the following process shall be followed. For any stream (MSW, Recyclable Materials and/or Co-Collected Food Scraps/Yard Trimmings) where the characterization study showed that the 20% Maximum Contamination level of was exceeded, the Contractor may, at Contractor's sole expense, conduct one (1) additional characterization study for each of the failed streams on or before November 15, 2030 and each November 15 thereafter. The City or its representative shall be notified by Contractor no less than 30 calendar days in advance of the date(s) when each additional characterization is scheduled so City representatives or staff can be present to verify that the Contractor has properly conducted the additional characterization study(ies), and to observe the calculations, weighing of materials and the results of the characterization. The results of the additional characterization shall be averaged with the results of the 2 remaining, original regularly-scheduled characterizations of the same material stream to calculate a composite Contamination percentage that includes the results of the three characterizations for the specific stream (i.e. MSW, Recyclable Materials, or Co-collected Food Scraps/Yard Trimmings). Refer to Exhibit N-7 for the protocol for calculating the composite Contamination levels. All subsequent, additional characterization studies for those streams(s) exceeding the 20% Maximum Contamination level(s) must be completed on or before November 15, 2030, and November 15th of each year thereafter, and the results submitted to the City on or before December 1, 2030, and December 1 of each year thereafter.

    ii. Example: The Contractor completed its characterization of the Recyclable Materials (or Co-collected Food Scraps/Yard Trimmings or MSW) for Agreement Year 5 (2029/2030) and found a Contamination rate in excess of 20% for one or more of the streams.

The Contractor could conduct one (1) additional characterization study of each of the stream(s) that exceeded the 20% contamination level on or before November 15, 2030 and submit the results to the City on or before December 1, 2030.

d. City will notify Contractor of its decision about which Contamination levels have been achieved and which, if any, have not been met, on or before April 1, 2031, and each April 1 annually thereafter.

e. Repeat above steps for Agreement Years 6, 7, 8, and 9 using the timelines shown in the table below. Note: The evaluation will not be performed in the final year of the Agreement. For example, if no extensions are earned, the last evaluation will be performed for period July 2031 – June 2032. If one extension is earned, the last evaluation will be performed for period July 2032 – June 2033. If two extensions are earned, the last evaluation will be performed for period July 2033 – June 2034.

Agreement Year	**Period during which Contractor will conduct regularly scheduled Waste Characterizations for use in assessing attainment of maximum 20% contamination levels (Step a above)**	**Deadline to calculate composite contamination levels using the protocol in Exhibit N-7 and submit results to the City (Step a)**	**City Notifies Contractor if Any Streams had Contamination Above 20% (Step b)**	**Deadline to Recharacterize streams with contamination above 20% (Step c)**	**Deadline to submit re-characterization results to City (Step c)**	**Deadline for City to notify Contractor whether Contamination levels at or below the required 20% have been achieved**
5	July 1, 2029 – June 30, 2030	June 30, 2030	October 1, 2030	November 15, 2030	December 1, 2030	April 1, 2031
6	July 1, 2030 – June 30, 2031	June 30, 2031	October 1, 2031	November 15, 2031	December 1, 2031	April 1, 2032
7*	July 1, 2031 – June 30, 2032	June 30, 2032	October 1, 2032	November 15, 2032	December 1, 2032	April 1, 2033
8**	July 1, 2032 – June 30, 2033	June 30, 2033	October 1, 2033	November 15, 2033	December 1, 2033	April 1, 2034
9***	July 1, 2033 – June 30, 2034	June 30, 2034	October 1, 2034	November 15, 2034	December 1, 2034	April 1, 2035

* If no extensions are earned, the last evaluation will be performed for the period July 2031 – June 2032.
**If one extension is earned, the last evaluation will be performed for the period July 2032 – June 2033.
***If two extensions are earned, the last evaluation will be performed for the period July 2033 – June 2034.

Exhibit N-1: Schedule of Characterization Studies to be Conducted During the Term of the Agreement

Agreement Year*→		YR 1	YR 2	YR 3***	YR 4	YR 5***	YR 6	YR 7	YR 8	YR 9**	YR 10**
		7/1/25 – 6/30/26	7/1/26 – 6/30/27	7/1/27 – 6/30/28	7/1/28 – 6/30/29	7/1/29 – 6/30/30	7/1/30 – 6/30/31	7/1/31 – 6/30/32	7/1/32 – 6/30/33	7/1/33 – 6/30/34	7/1/34 – 6/30/35
RESIDENTIAL	SS RECYC	Q3 2025 (HI), Q1 2026(LO)	Q2 2027 (HI), Q1 2027 (LO)	Q3 2027 (HI), Q1 2028(LO)	Q2 2029 (HI), Q4 2028 (LO)	Q2 2030 (HI), Q1 2030 (LO)	Q2 2031 (HI), Q4 2030(LO)	Q3 2031 (HI), Q1 2032 (LO)	Q2 2033 (HI), Q4 2032 (LO)	Q3 2033 (LO), Q1 2034 (HI)	Q2 2035 (HI), Q4 2034 (LO)
	YT/FS	Q3 2025 (HI), Q4 2025(LO)	Q2 2027 (HI), Q1 2027(LO)	Q3 2027 (HI), Q4 2027(LO)	Q2 2029 (HI), Q1 2029(LO)	Q2 2030 (HI), Q1 2030 (LO)	Q2 2031 (HI), Q1 2031 (LO)	Q3 2031 (HI), Q1 2032 (LO)	Q2 2033 (HI), Q4 2032 (LO)	Q3 2033 (LO), Q1 2034 (HI)	Q2 2035 (HI), Q4 2034 (LO)
	MSW	Q4 2025 (LO), Q3 2025 (HI)	Q2 2027 (HI), Q1 2027 (LO)	Q4 2027 (LO), Q3 2027 (HI)	Q2 2029 (HI), Q4 2028 (LO)	Q2 2030 (HI), Q1 2030 (LO)	Q2 2031 (HI), Q4 2030 (LO)	Q3 2031 (HI), Q1 2032(LO)	Q2 2033 (HI), Q4 20232 (LO)	Q3 2033 (LO), Q1 2034 (HI)	Q2 2035 (HI), Q4 2034 (LO)
COMMERCIAL/MULTI-FAMILY	SS RECYC	Q1 2026 (LO), Q2 2026 (HI)	Q3 2026 (HI), Q4 2026 (LO)	Q3 2027 (LO), Q4 2027 (HI)	Q3 2028 (HI), Q4 2028 (LO)	Q1 2030 (LO), Q2 2030 (HI)	Q3 2030 (HI), Q4 2030 (LO)	Q1 2032 (LO), Q2 2032 (HI)	Q3 2032 (HI), Q4 2032 (LO)	Q1 2034 (LO), Q2 2034 (HI)	Q3 2034 (HI), Q4 2034 (LO)
	FS	Q1 2026 (LO), Q2 2026 (HI)	Q3 2026 (HI), Q4 2026 (LO)	Q3 2027 (LO), Q4 2027 (HI)	Q3 2028 (HI), Q4 2028(LO)	Q1 2030 (LO), Q2 2030 (HI)	Q3 2031 (HI), Q4 2031 (LO)	Q1 2032 (LO), Q2 2032 (HI)	Q3 2032 (HI), Q4 2032 (LO)	Q1 2034 (LO), Q2 2034 (HI)	Q3 2034 (HI), Q4 2034(LO)
	MSW	Q1 2026 (LO), Q2 2026 (HI)	Q3 2026 (HI), Q4 2026 (LO)	Q3 2027 (LO), Q4 2027 (HI)	Q3 2028 (HI), Q4 2028(LO)	Q1 2030 (LO), Q2 2030 (HI)	Q3 2030 (HI), Q4 2031 (LO)	Q1 2032 (LO), Q2 2032 (HI)	Q3 2032 (HI), Q4 2032 (LO)	Q1 2034 (LO), Q2 2034 (HI)	Q3 2034 (HI), Q4 2034 (LO)
		PHASE 1			**PHASE 2**						

Key

SS = Source-Separated Recyclable Materials
YT/FS = Co-collected Yard Trimmings and Food Scraps
MSW = Municipal Solid Waste
*The quarters referred to in this table follow the **calendar** year as follows:

Q1 = Jan 1 – March 31
Q2 = April 1 – June 30
Q3 = July 1 – September 30
Q4 = October 1 – December 31

**If Contractor earns either or both extensions of the Term described in Article 10 of the Agreement, the schedule for years 9 and/or 10 in the table above shall apply.
***Assessment of Phase 1 or Phase 2 contamination rate attainment will occur during these contract years and, as such, there will be variations in seasonality scheduling patterns for these Contract Years.

Exhibit N-2: Characterization Form for Recyclable Materials Being Delivered to Clean MRF

City				
Day				
Date				
Time				
Route				
Origin				
Truck Number				
Total Sample Weight				
Total Load Weight				
Quadrate Locations	X-axis	Y-axis	Quadrate Number	
	A	**B**	**C**	**D**
	Total Weight	Container Weight	Net Weight *(A-B=C)*	Percent
Flattened, Corrugated Cardboard				
Unflattened Corrugated Cardboard				
Flat. Coated Corrugated Cardboard				
Unflat. Coated Corrugated Cardboard				
Newspaper				
Office Paper				
Colored Ledger Paper				
Computer Paper				
Mixed Paper				
Clear Glass Bottles & Containers				
Colored Glass Bottles & Containers				
Ferrous Metals				
Non Ferrous Metals				
HDPE Plastic				
PET Plastic				
Film Plastic				
Rigid Plastic				
Wood				
Tires				
Household Hazardous				
Total Recyclables				
Textiles				
Remainder/Composite Plastic				
Food				
Yard/Landscape				
Remainder/Composite Organic				
Inerts				
Special Waste				
Remainder/Composite Metal				
Flat Glass				
Remainder/Composite Glass				
Remainder/Composite Paper				
Mixed Residue				
Total Contaminants				
Total Sample Weight				
Sample Diversion Percentage				
Notes:				

Exhibit N-3: Characterization Form for Co-Collected Food Scraps/Yard Trimmings and Source-Separated Food Scraps Being Delivered to Processing Facility

City				
Day				
Date				
Time				
Route				
Origin				
Truck Number				
Total Sample Weight				
Total Load Weight				
	A	**B**	**C**	**D**
	Total Weight	Container Weight	Net Weight *(A-B=C)*	Percentage
Category 1: Food Scraps				
Category 1: Yard Trimmings				
Category 1: Food Soiled Paper				
Total Category 1 Organics				
Category 2: MSW Items				-
Category 2: Recyclable Items				-
Total Category 2 Contamination				
Total (Cat 1 + Cat 2)	-		-	-
Load Diversion Percentage				-
Notes / Notas:				

Exhibit N-4: Characterization Form for MSW

City				
Day				
Date				
Time				
Route				
Origin				
Truck Number				
Total Sample Weight				
Total Load Weight				
	A	**B**	**C**	**D**
	Total Weight	Container Weight	Net Weight *(A-B=C)*	Percentage
Category 1: Food Scraps				
Category 1: Yard Trimmings				
Category 1: Food Soiled Paper				
Total Category 1 Organics				
Category 2: Recyclable Fibers				
Category 2: Recyclable Plastics				
Category 2: Recyclable Metals				
Category 2: Recyclable Glass				
Total Category 2 Recyclables				
Total Category 3 MSW				
Total (Cat 1 + Cat 2 + Cat 3)	-		-	-
Load Recoverability Percentage				-
Notes:				

Exhibit N-5 – Cart and Bin Contamination Minimization Audit Field Sheet

Account #	Address	Date	Bin or Cart #	Bin or Cart Type	Set Out for Service?	Fullness	% Divertable Recyclables	% Divertable Food Scraps / Yard Trimmings	% Contamination	Note type of contaminants if observed	Hang tag issued?	Bagged Materials Present?	Weight (FS/YT Carts)	Photo Number(s)	Notes
				MSW											
				RCY											
				FS/YT											
				MSW											
				RCY											
				FS/YT											
				MSW											
				RCY											
				FS/YT											
				MSW											
				RCY											
				FS/YT											
				MSW											
				RCY											
				FS/YT											

Exhibit N-6 – Protocol to Calculate Composite Characterization Contamination Rate for Earning the Phase 1 and Phase 2 Incentives

Table N-6.1: Form to be used to calculate composite characterization Contamination rate:

		A	B	C	D	E
		Characterization #1	**Characterization #2**	**Total Composite Annual Characterization**	**Supplemental Characterization**	**Total Composite Annual Characterization with Supplemental Characterization**
1	Divertable Materials (lbs).					
2	Contaminants (lbs.)					
3	**Total Sample Weight (lbs.)**					
4	**Contamination Percentage**					

Scenario 1: Example Phase 1 Contamination Level Achieved

Table N-6.2: Sample calculations for if Phase 1 maximum Contamination level (25%) is not exceeded.

		A	B	C	D	E
		Characterization #1	**Characterization #2**	**Total Composite Annual Characterization**	**Supplemental Characterization**	**Total Composite Annual Characterization with Supplemental Characterization**
1	Divertable Materials (lbs).	154	210	364		
2	Contaminants (lbs.)	45	65	110		
3	**Total Sample Weight (lbs.)**	**199**	**275**	**474**		
4	**Contamination Percentage**	**23%**	**24%**	**23%**		

* **Note:** The numbers in the sample calculations in this Attachment N are for example only and do not reflect the actual values of the sampling results.

Step 1. Enter weight (in lbs.) of Divertible materials from characterization #1 into Cell A1 and characterization #2 into Cell B1.

Step 2. Enter weight (in lbs.) of Contaminants from characterization #1 into Cell A2 and characterization #2 into Cell B2.

Step 3. Sum sample weight (in lbs.) of Divertible Materials (A1) and Contaminants (A2) from characterization #1 into Cell A3 and sum Divertible Materials (B1) and Contaminants (B2) from characterization #2 in Cell B3.

Step 4. Calculate Contamination rate in row 4 for each characterization by dividing the Contamination weight (A2 characterization #1 and B2 for characterization #2) by the total sample weight (A3 for characterization #1 and B3 for characterization #2). Enter

calculated contamination rate into cell A4 for characterization #1 and B4 for characterization #2.

Step 5. Sum weight of Divertible Materials, Contaminants, and Total Sample Weight from characterizations #1 and #2 in column C. Add cell A1 plus cell B1 to calculate total weight of Divertible Materials from both characterizations and enter sum into cell C1. Add cell A2 plus cell B2 to calculate total weight of Contaminants from both characterizations and enter sum into cell C2. Add cell A3 plus cell B3 to calculate Total Sample Weight from both characterizations and enter sum into cell C3.

Step 6. Calculate Total Composite Annual Characterization Percentage in cell C4. Dividing the combined Contamination weight for characterization #1 and #2 in cell C2 by the total combined sample weights for characterization #1 and #2 in cell C3. Enter composite Contamination percentage into cell C4 for characterization #1 and #2. In the example provided above, no additional supplemental characterizations are needed as the Contractor's Contamination percentage of 23% did not exceed the Phase 1 maximum Contamination level of 25%. This calculation shall be done for all collected streams (MSW, Recyclable Materials, Source-separated Food Scraps, and Co-Collected Food Scraps/Yard Trimmings).

Scenario 2: Phase 1 Contamination Level Achieved Using Supplemental Characterizations

Table N-6.3: Sample calculations if Phase 1 Contamination level (25%) is NOT met but a *supplemental* characterization (Column D) is conducted and incorporated into the averages and the level is achieved.

		A	B	C	D	E
		Characterization #1	Characterization #2	Total Composite Annual Characterization	Supplemental Characterization	Total Composite Annual Characterization with Supplemental Characterization
1	Divertable Materials (lbs).	154	210	364	150	514
2	Contaminants (lbs.)	45	80	125	25	150
3	**Total Sample Weight (lbs.)**	**199**	**290**	**489**	**175**	**664**
4	**Contamination Percentage**	**23%**	**28%**	**26%**	**14%**	**23%**

*** Note:** The numbers in the sample calculations in this Attachment N are for example only and do not reflect the actual values of the sampling results.

Step 1. Repeat steps 1 - 6 above to calculate Total Composite Annual Contamination percentage in cell C4. If this amount exceeds the Contamination level (in this case 25%), the Contractor may conduct one (1) supplemental characterization and enter the results into column D to calculate an updated Contamination percentage.

Step 2. Enter weight (in lbs.) of Divertible materials from supplemental characterization into cell D1 and enter weight (in lbs.) of Contaminants from supplemental characterization into cell D2.

Step 3. Sum sample weight (in lbs.) of Divertible Materials (D1) and Contaminants (D2) from supplemental characterization into Cell D3.

Step 4. Calculate Contamination percentage in cell D4 for supplemental characterization by dividing the Contamination weight (cell D2) by the total sample weight (cell D3). Enter calculated contamination percentage into cell D4 for supplemental characterization.

Step 5. Add weight of composite Divertible Materials from cell C1 to Divertible Materials from Supplemental Characterization in cell D1 and enter sum into cell E1. Add weight of composite Contaminants from cell C2 to Contaminants from Supplemental Characterization in cell D2 and enter sum into cell E2. Add weight of total sample from cell C3 to Total Sample Weight from Supplemental Characterization in cell D3 and enter sum into cell E3.

Step 6. Calculate Total Composite Annual Characterization with Supplemental Characterization in cell E4 by dividing the combined Contamination weight for all characterizations in cell E2 by the total combined sample weights for all characterizations in cell E3. Enter composite Contamination percentage into cell E4 for all

characterizations. In the example provided above, with the supplemental characterization, the Contractor's composite Contamination percentage of 23% did not exceed the Phase 1 Contamination level of 25%. This calculation shall be done for all collected streams to determine the Contamination percentage achieved for each stream (MSW, Recyclable Materials, Source-Separated Food Scraps, and Co-Collected Food Scraps/Yard Trimmings).

Exhibit N-7 – Protocol to Calculate Composite Characterization Contamination Rate for Achievement of Minimum Performance Standards

Table N-7.1: Form to be used to calculate annual composite characterization Contamination rate for each stream:

		A	B	C	D	E
		Characterization #1	**Characterization #2**	**Total Composite Annual Characterization**	**Supplemental Characterization**	**Total Composite Annual Characterization with Supplemental Characterization**
1	Divertable Materials (lbs).					
2	Contaminants (lbs.)					
3	**Total Sample Weight (lbs.)**					
4	**Contamination Percentage**					

Scenario 1: 30% Maximum Contamination Level Not Exceeded

Table N-7.2: Sample calculations for if maximum Contamination level of 30% is not exceeded.

		A	B	C	D	E
		Characterization #1	**Characterization #2**	**Total Composite Annual Characterization**	**Supplemental Characterization**	**Total Composite Annual Characterization with Supplemental Characterization**
1	Divertable Materials (lbs).	189	223	412		
2	Contaminants (lbs.)	72	90	162		
3	**Total Sample Weight (lbs.)**	**261**	**313**	**574**		
4	**Contamination Percentage**	**28%**	**29%**	**28%**		

* **Note:** The numbers in the sample calculations in this Attachment N are for example only and do not reflect the actual values of the sampling results.

Step 1. Enter weight (in lbs.) of Divertible materials from characterization #1 into Cell A1 and characterization #2 into Cell B1.

Step 2. Enter weight (in lbs.) of Contaminants from characterization #1 into Cell A2 and characterization #2 into Cell B2.

Step 3. Sum sample weight (in lbs.) of Divertible Materials (A1) and Contaminants (A2) from characterization #1 into Cell A3 and sum Divertible Materials (B1) and Contaminants (B2) from characterization #2 in Cell B3.

Step 4. Calculate Contamination rate in row 4 for each characterization by dividing the Contamination weight (A2 characterization #1 and B2 for characterization #2) by the total

sample weight (A3 for characterization #1 and B3 for characterization #2). Enter calculated contamination rate into cell A4 for characterization #1 and B4 for characterization #2.

Step 5. Sum weight of Divertible Materials, Contaminants, and Total Sample Weight from characterizations #1 and #2 in column C. Add cell A1 plus cell B1 to calculate total weight of Divertible Materials from both characterizations and enter sum into cell C1. Add cell A2 plus cell B2 to calculate total weight of Contaminants from both characterizations and enter sum into cell C2. Add cell A3 plus cell B3 to calculate Total Sample Weight from both characterizations and enter sum into cell C3.

Step 6. Calculate Total Composite Annual Characterization Percentage in cell C4. Dividing the combined Contamination weight for characterization #1 and #2 in cell C2 by the total combined sample weights for characterization #1 and #2 in cell C3. Enter composite Contamination percentage into cell C4 for characterization #1 and #2. In the example provided above, no additional supplemental characterizations are needed as the Contractor's Contamination percentage of 28% did not exceed the maximum contamination level of 30%. This calculation shall be done for all collected streams (MSW, Recyclable Materials, Source-Separated Food Scraps, and Co-Collected Food Scraps/Yard Trimmings) for all three collection sectors (Residential, Commercial, and Multi-family).

Scenario 2: Maximum Contamination Level Exceeded. Process to Utilize Data from Supplemental Characterizations to Determine if Contamination Level Has been Achieved

Table N-7.3: Sample calculations if 30% maximum Contamination level is exceeded but a *supplemental* characterization (Column D) is conducted and incorporated into the averages and the 30% contamination level is not exceeded.

		A	B	C	D	E
		Characterization #1	Characterization #2	Total Composite Annual Characterization	Supplemental Characterization	Total Composite Annual Characterization with Supplemental Characterization
1	Divertable Materials (lbs).	173	192	365	152	517
2	Contaminants (lbs.)	56	132	188	27	215
3	**Total Sample Weight (lbs.)**	**229**	**324**	**553**	**179**	**732**
4	**Contamination Percentage**	**24%**	**41%**	**34%**	**15%**	**29%**

*** Note:** The numbers in the sample calculations in this Attachment N are for example only and do not reflect the actual values of the sampling results.

Step 1. Repeat steps 1 - 6 above to calculate Total Composite Annual Contamination percentage in cell C4. If this amount exceeds the maximum Contamination level (in this case 30%), the Contractor may conduct one (1) supplemental characterization and enter the results into column D to calculate an updated Contamination percentage.

Step 2. Enter weight (in lbs.) of Divertible materials from supplemental characterization into cell D1 and enter weight (in lbs.) of Contaminants from supplemental characterization into cell D2.

Step 3. Sum sample weight (in lbs.) of Divertible Materials (D1) and Contaminants (D2) from supplemental characterization into Cell D3.

Step 4. Calculate Contamination percentage in cell D4 for supplemental characterization by dividing the Contamination weight (cell D2) by the total sample weight (cell D3). Enter calculated contamination percentage into cell D4 for supplemental characterization.

Step 5. Add weight of composite Divertible Materials from cell C1 to Divertible Materials from Supplemental Characterization in cell D1 and enter sum into cell E1. Add weight of composite Contaminants from cell C2 to Contaminants from Supplemental Characterization in cell D2 and enter sum into cell E2. Add weight of total sample from cell C3 to Total Sample Weight from Supplemental Characterization in cell D3 and enter sum into cell E3.

Step 6. Calculate Total Composite Annual Characterization with Supplemental Characterization in cell E4 by dividing the combined Contamination weight for all characterizations in cell E2 by the total combined sample weights for all characterizations in cell E3. Enter composite Contamination percentage into cell E4 for all characterizations. In the example provided above, with the supplemental characterization, the Contractor's composite Contamination percentage of 29% did not exceed the maximum Contamination level of 30%. This calculation shall be done for all collected streams to determine the Contamination percentage achieved for each stream (MSW, Recyclable Materials, Source-Separated Food Scraps, and Co-Collected Food Scraps/Yard Trimmings) and for each collection Sector (Commercial, Residential, and Multi-family).

CR&R Western MRF

Location: 11292 Western Ave, Stanton, CA

SWIS: 30-AB-0013

Facility Manager: Michael Silva

michaels@crrmail.com, 714-883-3777

Capacity Guarantee: Guaranteed by CR&R

Processing Capacity Reserved for Cities: Unlimited

Total Permitted Tons: 1,800 Tons Per Day

Cost Per Ton of Processing: $115.44

Cost Per Ton for Transportation from the Cities: $6.61

Equipment Details: In the early 1980s, CR&R acquired an open-air transfer station in the City of Stanton, which provided the opportunity to establish a regional processing and recycling facility to manage material from surrounding areas. After significant research and development, including extensive studies of international best-in-class technologies, CR&R decided to build the first mixed solid waste processing facility in the United States. CR&R's Materials Recovery Facility (MRF) employs a network of machinery, processing lines, and other features that sort recyclables out of the waste stream to provide customers with cost-effective and efficient recycling programs.

The original facility was constructed in 1992 and has since been updated numerous times. The processing line equipment includes:

- Heil Trommel
- Mayfran Conveyors
- Loggeman Baler
- Keith Walking Floors in all bunkers
- Eriez overhead magnets and eddy current separators

CR&R confirms that the capacity is reserved for the Cities beginning July 1, 2025, and continuing through the entire 8-year term of the Agreement, plus the potential two 1-year extensions. The Cities, its agents and representatives shall be granted access to the facility as required by Sections 7.10, 11.04 and Attachment N of the Agreement to observe operations and to observe and participate in characterizations required to be conducted by Contractor pursuant to Section 11.07 of the Agreement.

This Proposal Form 15 will become Attachment O to the final Agreement.

PROPOSAL FORM 16: DESCRIPTION OF COMPOST PROCESSING FACILITY(IES) TO BE USED FOR YARD TRIMMINGS AND/OR FOOD SCRAPS AND/OR COCOLLECTED YARD TRIMMINGS AND FOOD SCRAPS

CR&R Yuma Composting Facility

Location: 19536 South Avenue 1E, Yuma AZ

SWIS Number: N/A

Manager and Contact Information: Michael Silva, michaels@crrmail.com, 714-883-3777

Capacity Guarantee: Guaranteed by CR&R

Tonnage Reserved for the Cities: Unlimited

Materials to be Processed: Yard Trimmings, Food Waste, and Co-Collected Yard Trimmings/Food Scraps

Attachment P: Compost Processing Facilities

Compostable Plastic: Accepted; Percentage of Feedstock not limited. Material is not treated as residual.

Food-Soiled Paper: Accepted; Percentage of Feedstock not limited, Material is not treated as residual.

Plastic Bags: Plastic bags are not acceptable however CR&R understands customer desire the continued use of compostable bags and will allow the continued acceptance of compostable bags as stated in Section 7.04.4 of the franchise agreement.

CR&R's Yuma Composting Facility will be used for yard trimmings, food scraps, and co-collected yard trimmings and food scraps. This facility accepts food-soiled paper and does not limit the percentage of incoming feedstock that can be food-soiled paper. CR&R's facility also accepts compostable plastics and does not limit the percentage of incoming feedstock that can be compostable plastic. The Yuma Composting Facility offers unlimited capacity, ensuring that all Lake Forest and Laguna Hills organics will be accepted through December 2025. CR&R intends to move all organic processing to our South County Campus in San Juan Capistrano beginning January 1, 2026. A description of this facility is provided in Section 3.6 of Form 3.

Cost per ton to transport materials from last stop on route to transfer station (if using transfer station):	$3.56
Cost per ton to transport materials from last stop on route to facility (if direct hauling from route to facility):	$3.56
Cost per ton to transport materials from transfer station to composting facility (if using transfer station):	N/A
Provide the cost per ton for processing of Yard Trimmings and/or Food Scraps at the facility:	$25.00
Identify final products generated from proposed facility (mulch, compost, wood chips, etc.):	Mulch, compost, wood chips
Identify range of revenue streams, per ton or per cubic yard, for final products:	$20-$30

This Proposal Form 16 will become Attachment P to the final Agreement.

PROPOSAL FORM 18: DESCRIPTION OF CONSTRUCTION AND DEMOLITION DEBRIS PROCESSING FACILITY (IES) TO BE USED

CRT C&D MRF

Location: 11232 Knott Ave, Stanton, CA

SWIS: 30-AB-0462

Manager and Contact Information: Michael Silva, michaels@crrmail.com, 714-883-3777

Capacity Guarantee: Guaranteed by CR&R

Tonnage Reserved for Cities: 100%

Materials to be Processed: C&D Materials

Diversion Rate: 75-99%

Cost per Ton: $82.69

SOUTH ORANGE COUNTY C&D MRF

Location: 31643 Ortega Highway, San Juan Capistrano, CA

SWIS: 30-AB-0395

Manager and Contact Information: Michael Silva, michaels@crrmail.com, 714-883-3777

Capacity Guarantee: Guaranteed by CR&R

Tonnage Reserved for Cities: 100%

Materials to be Processed: C&D Materials

Diversion Rate: 75-99%

Cost per Ton: $82.69

CR&R is fully prepared and able to meet and exceed CalGreen's anticipated increased C&D diversion requirements at both facilities listed above.

This Proposal Form 18 will become Attachment Q to the final Agreement.

Reusable Aluminum Cups for Special Events

CR&R also proposes the purchase of Ball Aluminum cups to be used at City events such as the Summer Concert Series in Lake Forest or the Heritage Festival in Laguna Hills. These 100% recyclable cups serve to eliminate the use of plastic cups. CR&R would supply up to 5,000 cups annually to each City for use at events of each City's choosing.



Each City's logo or environmental message will be printed on their respective cups. CR&R would then provide collection receptacles for the cups and coordinate the recycling of the cups following the event. CR&R would also be able to work with vendors at other City events to source the cups and then coordinate the set up and servicing of collection receptacles.

Olyns Cube Reverse Vending Machines

One way CR&R will partner with each City is through the provision of two (2) Olyns Cubes each for Lake Forest and Laguna Hills. These reverse vending machines will provide an easy-to-use, modern-looking, self-service option for Lake Forest and Laguna Hills residents and visitors to recycle CRV containers. Potential locations could include the Sports Park and Etnies Skate Park in Lake Forest and the Community Center skate park area in Laguna Hills.

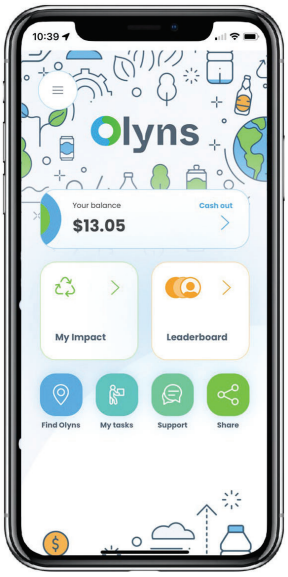

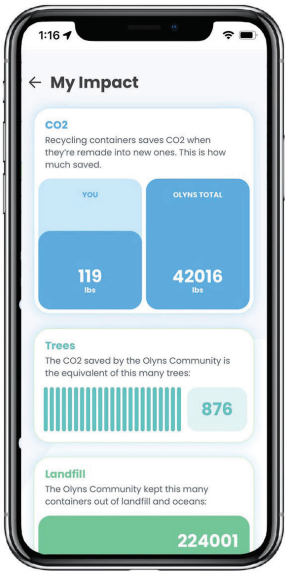

The Olyns Cubes provides a touchless customer interaction, using an app to pay customers via Paypal. The app also calculates each customer's impact by providing a customized sustainability dashboard. This will engage residents with information on how many containers they are keeping out of landfills and the ocean, and to track how much CO2 they are keeping out of the atmosphere.

The Olyns Cubes also feature a 65-inch video screen, which can display customized Lake Forest and Laguna Hills sustainability messages in each respective City, or promote City events, services, or other programs.

ATTACHMENT T
Listing of City-Sponsored Special Events

Summary of City-Sponsored Special Events – Laguna Hills

Event	Date	City	Rough Attendance
4th of July Celebration	July 4	LH	2,000+
Half Marathon 5K	Memorial Day	LH	2,000+
Movies in the Park	Summer (4 per year)	LH	2,000+
Heritage Day	early October	LH	2,000+
Concerts in the Park	July - Sept (4 per year)	LH	2,000+
Holiday Event Series	December	LH	2,000+
Chamber of Commerce Car Show	August	LH	2,000+

PROPOSAL FORM 31: HHW AND SHARPS COLLECTION PROGRAM DETAILS

CR&R commits to providing excellent HHW and Sharps collection programs to the Cities of Lake Forest and Laguna Hills. Our programs are accessible, easy to use and achieve all environmental objectives.

CR&R will provide up to two (2) curbside HHW collections per resident per year at no additional charge to the residents. CR&R will also provide two (2) annual drop-off events for HHW generated by single-family residential and multi-family customers. One (1) HHW drop-off event shall be held in Lake Forest each year and one (1) HHW event shall be held in Laguna Hills each year. CR&R will also provide unlimited sharps diversion for residents via a sharps mail back program.

CR&R proposes the continued use of Clean Earth programs for HHW collection and Stericycle for the Sharps mail back program in the Cities of Lake Forest and Laguna Hills.

These photos were taken at the CR&R HHW collection event held in the City of Lake Forest at El Toro High School.

The following are details of the proposed HHW and Sharps collection programs:

Program Outreach and Education

The HHW and Sharps programs will be highlighted in CR&R outreach and educational materials, on the CR&R website, and in partnership with the Cities. Customers will be informed on what materials are included in the HHW program, how to manage these wastes, and the dates and locations of events. Customers will also be informed regarding the process to request to participate in the Sharps mail-back program.

Hazardous Material Management

CR&R utilizes Clean Earth for hazardous materials management for one day collection events and material collected and consolidated from door-side pickup programs. Clean Earth offers a comprehensive array of specialty waste treatment, disposal, and recycling solutions. Their highly experienced team are leaders in environmental compliance and innovative for household hazardous waste.

Clean Earth's approach to servicing any HHW operation is to provide the highest quality of service for the County to achieve their goals. Their first priority is to ensure compliance with all applicable regulations and the second is to manage all materials using the highest available waste management hierarchy. While other vendors typically send the waste directly to incinerators and landfills, Clean Earth manifests the waste to their local TSDF where it is managed in the most sustainable, compliant method practicable. The primary focus of Clean Earth after source reduction is beneficial reuse and recycling, with a wide range of options designed to maximize value while protecting valuable resources.

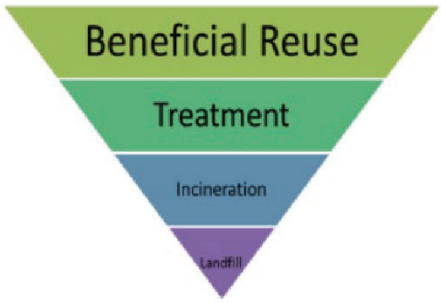

Clean Earth works with CR&R to provide the most effective solutions for our waste disposal requirements while remaining focused upon overall cost reduction. This approach to HHW recognizes the hazardous characteristic and potential value of the waste collection and utilizes the best options to mitigate those hazards long term. Little to no waste goes to a landfill directly or after it's burned as an alternate fuel source. Clean Earth is committed to continue to seek and implement the best

practices for HHW management. CR&R also participates in Paint Care with Clean Earth. Approximately 80% of the material collected is reclaimed/recycled.

Provided below is a table of proposed waste management methods for commonly collected HHW materials.

Category	Waste Management Method
Flammable & Poison	
Paint Related Material	Fuel Blend
Flammable liquid	Fuel Blend
Flammable solid	Destructive Incineration
Oil-based paint	Fuel Blend
Poison (excl. aerosols)	Destructive Incineration
Reactive and explosive	Destructive Incineration
Corrosive	
Acid	Treatment
Base	Treatment
Oxidizer	
Oxidizers	Destructive Incineration
Organic peroxides	Destructive Incineration
PCB-containing	
PCB-containing paint	Destructive Incineration
Other PCB waste	Destructive Incineration
Aerosol	Fuel Blend/Incineration
Reclaimable	
Antifreeze	Recycle
Car batteries	Recycle
Fluorescent bulbs	Recycle
Latex paint	Recycle/Fuel Blend
Motor oil/oil products	Recycle
Oil filters	Recycle
Mercury (metallic)	Recycle
Other	
Household batteries	Recycle
Electronic Waste	Recycle
Asbestos	Landfill

Sharps Mail-Back: Stericycle Environmental Solutions

Stericycle Environmental Solutions is the leading provider of household hazardous waste management and industrial waste services. CR&R has been using the services of Stericycle for hazardous waste collection events in Orange County for many years. Their team of local technicians and supervisors, coupled with the backing of a national organization, has ensured they provide the highest level of service for program participants.

This Proposal Form 31 will become Attachment U to the final Agreement.

PROPOSAL FORM 25: BIN SENSORS TO BE PROVIDED BY PROPOSER

CR&R will provide Sensoneo Smart sensors that measure fill-levels in bins via ultrasonic beams. Sensoneo Smart sensors can monitor any type of waste in bins and containers of various types and sizes. Sensors will be provided at a subsidized cost for all interested customers at $50 per month per sensor. This includes installation, cost of hardware and the monthly licensing fee. CR&R has been partnering with Sensoneo since 2018 and currently operates previous models in the City of Tustin. Please see below for further information regarding specifications on the proposed type of sensor to be provided.

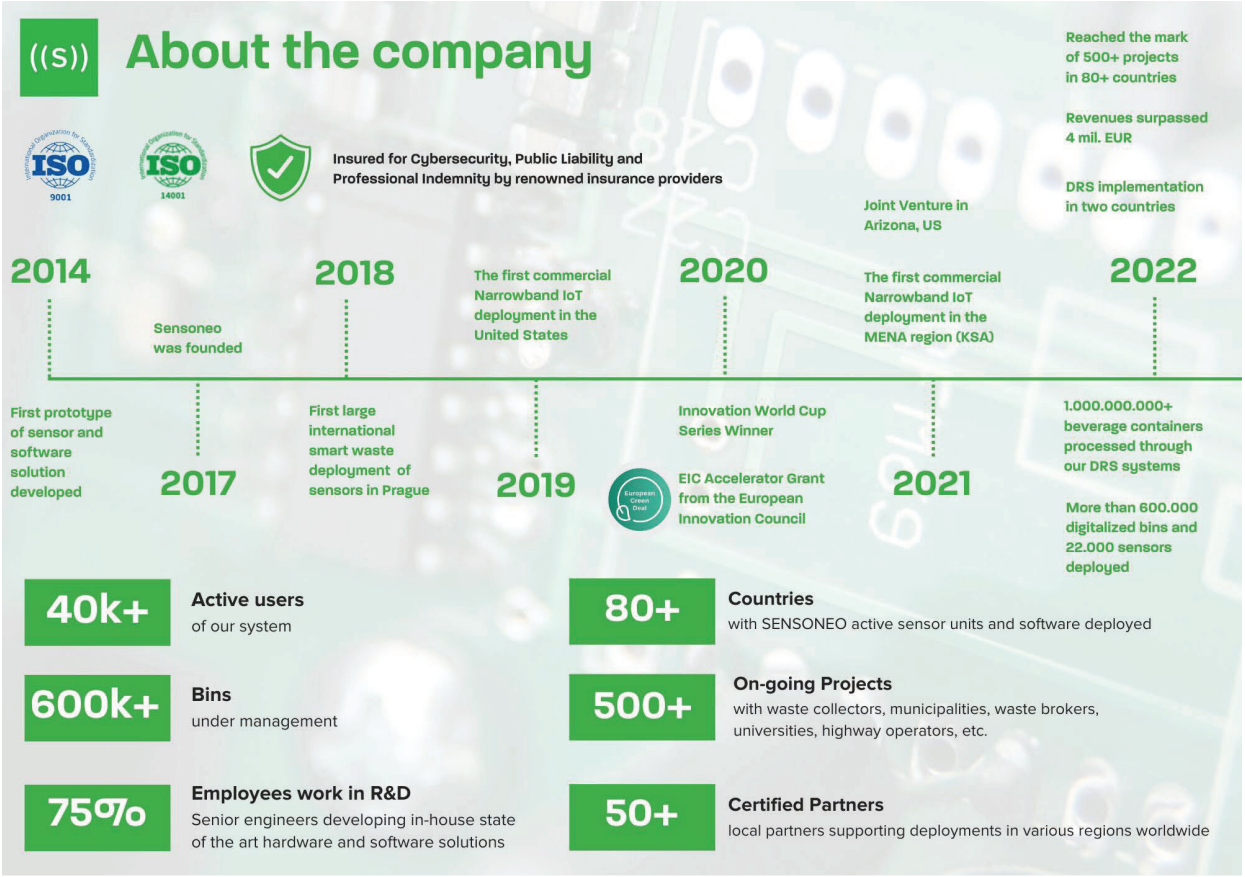

Sensoneo Sensors have built-in motion detection to monitor fill levels and recognize when bins are emptied. Further, sensors are controlled through Sensoneo Bin Management - a smart, enterprise-grade bin management dashboard solution for cities and businesses to digitalize bin fill levels, cost-efficiently manage service levels and make data-driven decisions.

Sensoneo Sensors provides an analytics module with a detailed PowerBI report covering **collections, measurements, average fill rates, diversion rates, and collection frequencies,** which helps CR&R evaluate the effectiveness of all these performance metrics, including recommendations adjustments, and process optimization.

Single Sensor 3.0 Specifications:

Measurement:	Single ultrasonic beam
Measuring range (cm):	3 – 255
Connectivity:	LoRaWAN / Sigfox / NB-IoT
Measurement times:	From once a day to every 2 minutes
Configuration:	Mobile App via BLE or Downlink
Emptying recognition:	Accelerometer. Advanced tilt recognition algorithm.
Replaceable batteries:	Yes
Temperature measurement:	Microcontroller thermostat
Dimensions in mm (h/w/d):	50 / 120 / 54
Weight (incl. batteries):	215 g
Casing:	IP69
Protection against external mechanical impacts:	IK10 rating
Material:	Recyclable, glass fiber reinforced polyamide
Mounting options:	Screws / Clench / Rails

The sensors are ultrasonic, robust, water and shock resistant, fully functional within wide temperature range, and are set to measure from 3 centimeters up to 12 meters.

The sensors can monitor any type of waste in containers, bins and waste compactors of various types and sizes. The casing is made from recyclable glass fiber reinforced polyamide that provides not only an eco-design, but also helps with recycling.

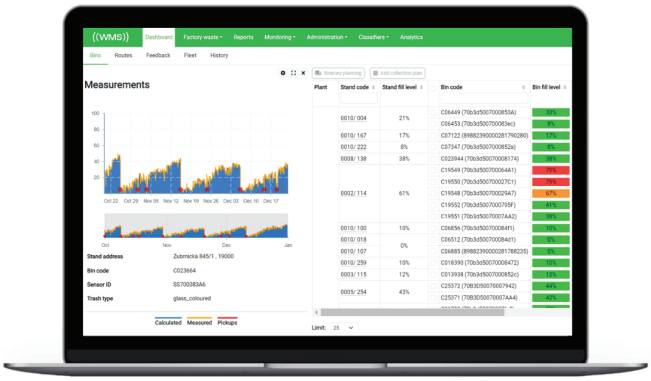

Ultrasonic technology ensures top measurement accuracy. Smart Sensors can connect to several IOT networks or GPRS to ensure fast data transfer. Payload and network communication is encrypted on two levels preventing misuse of Sensoneo Sensors for DDOS attacks.

The Dashboard displays real-time data on fill-levels of bins monitored by smart sensors.

In addition to the percentage of fill-level, based on the historical data, the tool predicts when the bin will become full. Sensors recognize collection as well; with customers being able to check when the bin was last collected. With real-time data and predictions, customers can eliminate the overflowing bins and right-size collections.

This Proposal Form 25 will become Attachment V to the final Agreement.

ATTACHMENT W
Annual Adjustment for Change in City Regulatory Compliance Costs, Procurement Compliance Costs and Pavement Impact Costs

ADJUSTMENT FOR CHANGES IN CITY REGULATORY COMPLIANCE COSTS, PROCUREMENT COMPLIANCE COSTS AND PAVEMENT IMPACT COSTS

Per Article 14, commencing July 1, 2026 the amount of the Regulatory Compliance Cost, SB 1383 Procurement Compliance Cost, and Pavement Impact Costs shall be adjusted by actual increases or decreases in these costs. The methodologies below demonstrate how these costs will be adjusted.

A. ADJUSTMENT FOR CHANGE IN REGULATORY COMPLIANCE COST (RCC) – APPLIES ONLY WHEN RCC INCREASES OR DECREASES

Step 1: Calculate the delta between the old Regulatory Compliance Costs (RCC) and the new Regulatory Compliance Costs. For annual adjustments to the RCC, determine the annual change in the fee. Per Contract Section 14.07, the RCC may be increased or decreased based on the actual costs incurred by the City to comply with state regulations. The City will provide the adjusted Regulatory Compliance Cost to Contractor on or before March 1 of each year, beginning on March 1, 2026. The adjusted RCC will reflect actual costs incurred by the City to comply with state regulations regarding solid waste and recycling.

The City, at its sole discretion, may adjust the RCC at any point during the year. In the event that the City adjusts the RCC outside of the annual rate adjustment process (i.e. on January 1 instead of July 1), the same calculation process as described below will apply.

Example assuming an ***increase*** in the RCC:

Old RCC = $500,000 per year
New RCC = $550,000 per year
Change in RCC = $50,000 per year

Example assuming a ***decrease*** in the RCC:

Old RCC = $500,000 per year
New RCC = $450,000 per year
Change in RCC = ($50,000) per year

Step 2: Divide the change in the RCC fee by the old Regulatory Compliance Cost.

Example assuming an ***increase*** in the RCC:

Old Regulatory Compliance Cost = $500,000 per year
Annual change in the RCC = $50,000

Divide the $50,000 per year change in the RCC by the current Regulatory Compliance Cost of $500,000 to determine the needed rate adjustment (10% in this example)

Example assuming a ***decrease*** in the RCC:

Old Regulatory Compliance Cost = $500,000 per year
Annual change in the RCC = ($50,000)

Divide the ($50,000) per year change in the RCC by the current Regulatory Compliance Cost of $500,000 to determine the needed rate adjustment (-10% in this example)

Step 3: Apply the rate adjustment (increase or decrease) to the Regulatory Compliance Cost component of the rates.

Example assuming an increase in rates:

If the residential Regulatory Cost Compliance component, which was provided with the Contractor's submittal of Proposal Form 29 which became Attachment D to the Contract, is $1/month for a residential recycling cart, multiply $1 by 1.1 to calculate the adjusted Regulatory Cost Component of the residential recycling cart ($1.10/month).

If the Regulatory Compliance Cost component of a commercial 3-yard MSW bin 1x/week is $10 per month, multiply $10 by 1.1 to calculate the adjusted Regulatory Compliance Cost component ($11/month) of the commercial 3-yard MSW bin serviced 1x/week.

ATTACHMENT W
Annual Adjustment for Change in City Regulatory Compliance Costs, Procurement Compliance Costs and Pavement Impact Costs

Example assuming a decrease in rates:

If the Regulatory Compliance Cost component of the residential rate is $1/month, multiply $1 by 0.9 to calculate the adjusted Regulatory Compliance Cost Component of the rate ($0.90/month).

If the Regulatory Compliance Cost component of a commercial 3-yard MSW bin 1x/week is $10 per month, multiply $10 by 0.9 to calculate the adjusted Regulatory Compliance Cost component of the rate ($9.00/month).

B. ADJUSTMENT FOR CHANGE IN SB 1383 PROCUREMENT COMPLIANCE COST (PCC) – APPLIES ONLY WHEN PCC INCREASES OR DECREASES

Step 1: Calculate the delta between the old SB 1383 Procurement Compliance Costs (PCC) and the new SB 1383 Procurement Compliance Costs. For annual adjustments to the PCC, determine the annual change in the fee. Per Contract Section 14.08, the PCC may be increased or decreased based on the actual costs incurred by the City to comply with SB 1383 procurement requirements. The City will provide the adjusted Procurement Compliance Cost on or before March 1 of each year, beginning on March 1, 2026. The adjusted PCC will reflect actual costs incurred by the City to comply with SB 1383 procurement requirements.

The City, in its sole discretion, may adjust the PCC at any point during the year. In the event that the City adjusts the PCC outside of the annual rate adjustment process (i.e. on January 1 instead of July 1), the same calculation process as described below will apply.

Example assuming an ***increase*** in the PCC:

Old PCC = $500,000 per year
New PCC = $550,000 per year
Change in PCC = $50,000 per year

Example assuming a ***decrease*** in the PCC:

Old PCC = $500,000 per year
New PCC = $450,000 per year
Change in PCC = ($50,000) per year

Step 2: Divide the change in the PCC fee by the old Procurement Compliance Cost.

Example assuming an ***increase*** in the PCC:

Old Procurement Compliance Cost = $500,000 per year
Annual change in the PCC = $50,000

Divide the $50,000 per year change in the PCC by the current Procurement Compliance Cost of $500,000 to determine the needed rate adjustment (10% in this example)

Example assuming a ***decrease*** in the PCC:

Old Procurement Compliance Cost = $500,000 per year
Annual change in the PCC = ($50,000)

Divide the ($50,000) per year change in the PCC by the current Procurement Compliance Cost of $500,000 to determine the needed rate adjustment (-10% in this example)

Step 3: Apply the rate adjustment (increase or decrease) to the Procurement Compliance Cost component of the rates.

Example assuming an increase in rates:

If the Procurement Compliance Cost component, which was provided with the Contractor's submittal of Proposal Form 29 which became Attachment D to the Contract, is $1/month for a residential recycling cart, multiply $1 by 1.1 to calculate the adjusted Procurement Compliance Cost component of the residential recycling cart ($1.10/month).

If the Procurement Compliance Cost component of a commercial 3-yard MSW bin 1x/week is $10 per month, multiply $10 by 1.1 to calculate the adjusted Procurement Compliance Cost component ($11/month) of the commercial 3-yard MSW bin serviced 1x/week.

Example assuming a decrease in rates:

If the Procurement Compliance Cost component of the residential rate is $1/month, multiply $1 by 0.9 to calculate the adjusted Procurement Compliance Cost component of the rate ($0.90/month).

If the Procurement Compliance Cost component of a commercial 3-yard MSW bin 1x/week is $10 per month, multiply $10 by 0.9 to calculate the adjusted Procurement Compliance Cost component of the rate ($9.00/month).

Complete the adjustment of the Procurement Compliance Cost component for all rates.

C. ADJUSTMENT FOR CHANGE IN PAVEMENT IMPACT COST (PIC) – (APPLIES ONLY WHEN PIC INCREASES OR DECREASES)

Step 1: Calculate the delta between the old Pavement Impact Costs (PIC) and the new Pavement Impact Costs. For annual adjustments to the PIC, determine the annual change in the costs. Per Contract Section 14.06, the PIC may be increased or decreased based on the actual costs of the damages inflicted on City streets by the Contractor's collection vehicles. The City will provide the adjusted PIC to the Contractor on or before March 1 of each year, beginning on March 1, 2026. The adjusted PIC will reflect actual costs incurred by the City to repair damage inflicted by the Contractor's collection vehicles on City streets.

The City, in its sole discretion, may adjust the PIC at any point during the year. In the event that the City adjusts the PIC outside of the annual rate adjustment process (i.e. on January 1 instead of July 1), the same calculation process as described below will apply.

Example assuming an ***increase*** in the PIC:

Old PIC = $500,000 per year
New PIC = $550,000 per year
Change in PIC = $50,000 per year

Example assuming a ***decrease*** in the PIC:

Old PIC = $500,000 per year
New PIC = $450,000 per year
Change in PIC = ($50,000) per year

Step 2: Divide the change in the PIC fee by the old Pavement Impact Costs.

Example assuming an ***increase*** in the PIC:

Old Pavement Impact Costs = $500,000 per year
Annual change in the PIC = $50,000

Divide the $50,000 per year change in the PIC by the current Pavement Impact Costs of $500,000 to determine the needed rate adjustment (10% in this example)

Example assuming a ***decrease*** in the PIC:

Old Pavement Impact Costs = $500,000 per year
Annual change in the PIC = ($50,000)

Divide the ($50,000) per year change in the PIC by the current Pavement Impact Costs of $500,000 to determine the needed rate adjustment (-10% in this example)

Step 3: Apply the rate adjustment (increase or decrease) to the Pavement Impact Costs component of the rates.

Example assuming an increase in rates:

If the Pavement Impact Costs component, which was provided with the Contractor's submittal of Proposal Form 29 which became Attachment D to the Contract, is $1/month for a residential recycling cart, multiply $1 by 1.1 to calculate the adjusted Pavement Impact Costs component of the residential recycling cart ($1.10/month).

If the Pavement Impact Costs component of a commercial 3-yard MSW bin 1x/week is $10 per month, multiply $10 by 1.1 to calculate the adjusted Pavement Impact Costs component ($11/month) of the commercial 3-yard MSW bin serviced 1x/week.

Example assuming a decrease in rates:

If the Pavement Impact Costs component of the residential rate is $1/month, multiply $1 by 0.9 to calculate the adjusted Pavement Impact Costs component of the rate ($0.90/month).

If the Pavement Impact Costs component of a commercial 3-yard MSW bin 1x/week is $10 per month, multiply $10 by 0.9 to calculate the adjusted Pavement Impact Costs component of the rate ($9.00/month).

Complete the adjustment of the Pavement Impact Costs component for all rates.

PROPOSAL FORM 27: EFFICIENCIES GAINED FROM CROSS-JURISDICTIONAL COLLECTION ROUTES

RESIDENTIAL COLLECTION EFFICIENCIES

1. **Does the Proposer propose to eliminate any current residential curbside collection routes or partial routes (i.e., MSW, recycling, or co-collected food scraps and yard trimmings) as a result of cross-jurisdictional collection efficiencies?**

CR&R has run several routing models using state-of-the-art optimization technology and has found limited scenarios where it is feasible to eliminate an existing residential route from either Laguna Hills or Lake Forest through cross-jurisdictional collection. Further, CR&R has identified some opportunities to reduce route hours from certain existing routes if changes to service days and street sweeping schedules are considered. If the Cities elect to proceed in this regard, CR&R is willing to reroute and initiate the required changes.

2. **If yes, describe specifics of which routes, or partial routes, will be consolidated, the composite number of routes (full or partial) that will be consolidated, the reduction in vehicles needed, and if fewer drivers would be needed.**

CR&R has identified efficiency opportunities from existing routes that will eliminate 24 route hours per week if service days are altered. In addition, if the Cities elect to also change street sweeping days, CR&R can reroute both Cities, but this will not eliminate an existing full-time route. At the most, CR&R identified savings of 43 route hours per week if changes to street sweeping schedules and collection service days are approved.

3. **If yes, what are the cost savings, including capital cost savings over the term of the contract, capital financing cost savings over the term of the contract, anticipated labor cost reductions, anticipated fuel cost reductions, and other cost savings?**

The reduction of 24 route hours results in monthly savings of $8,500 and a residential rate decrease of $.31 or 1.2% which is reflected in proposal form 29a. If the Cities elect to change street sweeping schedules, CR&R can eliminate an additional $6,746 and lower the residential rates an additional $.24 per month.

4. **If no, describe why there are no residential cross-jurisdictional routing efficiencies.**

There are efficiency opportunities as described above and as reflected in the rates proposed.

5. **How will the residential cost reductions reduce rates? Provide specific aggregate cost reductions for residential route consolidations and how these cost-savings will be used to reduce residential rates.**

As noted above and illustrated below:

	Efficiency Gains Included in 29a Proposed Rate	Additional Savings With Street Sweep Routing Changes
Hours per Week Savings	24	43
$/hour	$82.00	$82.00
Monthly Savings	$8,521	$15,268
Proposed rate revenue without savings	$709,944	$709,944
Proposed rate revenue with savings	$701,422	$694,676
Rate Impact %	1.20%	2.15%
Rate Impact $	$0.31	$0.55
Annual Savings	$102,257	$183,211

6. **Does the Proposer propose to consolidate or optimize special service routes (i.e., HHW, bulky items, e-waste, u-waste, etc.) based on cross-jurisdictional routing efficiencies?**

Yes.

7. **If yes, describe specifics of which routes, or partial routes, will be consolidated, the composite number of routes (full or partial) that will be consolidated, the reduction in vehicles needed, and if fewer drivers would be needed.**

CR&R is projecting a decrease of ten (10) route hours per week. CR&R believes that with the expanded multi-family bulky program as described within the franchise agreement, including CR&R's partnership with the Goodwill of Orange County and program proposal regarding the annual cleanup and donation events within each city, that there are synergies available to operate CR&R's electric flatbed and box truck jointly between both municipalities. By combining vehicle usage and driver time, routing will be maximized, and all variable service requests accounted for

during “high seasonal demands” for special services (e.g., donation and disposal requests for bulky items, including e-waste).

Furthermore, the same synergies will be available for the HHW and U-waste requests between the two cities versus operating separate routing for each individual franchise agreement.

8. **If yes, what are the cost savings, including capital cost savings over the term of the contract, capital financing cost savings over the term of the contract, anticipated labor cost reductions, anticipated fuel cost reductions, and other cost savings?**

With the reduction of ten (10) route hours per week there are no savings in capital costs as CR&R plans to add two (2) electric ancillary vehicles supporting both cities. However, the reduction in ten (10) hours results in monthly vehicle operating saving of $4,633.

Please see below for further information:

Efficiency Gains

Hours per Week Savings	10
$/hour	$82.00
Monthly Savings	$3,551

9. **If no, describe why there are no cross-jurisdictional routing efficiencies for special collection services.**

Not applicable.

COMMERCIAL and MULTI-FAMILY COLLECTION EFFICIENCIES

10. **Does the Proposer propose to eliminate any current commercial collection routes (i.e., commercial MSW, commercial recycling, or commercial food scraps, commercial yard trimmings, commercial co-collected food scraps and yard trimmings, etc.) or partial routes as a result of cross-jurisdictional collection efficiencies?**

CR&R will not be eliminating any routes but will be reducing route hours as a result of cross-jurisdictional collection efficiencies.

11. If yes, describe specifics of which routes, or partial routes, will be consolidated, the composite number of routes (full or partial) that will be consolidated, the reduction in vehicles needed, and if fewer drivers would be needed.

As with residential collection service, CR&R has run several routing models using state-of-the-art optimization technology and identified synergies on Tuesday, Wednesday and Thursday route days for trash collection and Tuesday and Thursdays being identified as options for recycling collection. Both Mondays and Fridays are currently full routes, and very limited routing opportunities currently exist.

12. If yes, what are the cost savings, including capital cost savings over the term of the contract, capital financing cost savings over the term of the contract, anticipated labor cost reductions, anticipated fuel cost reductions, and other cost savings?

CR&R has identified efficiency opportunities from existing routes and will eliminate 26 route hours per week. As there are no route reductions, only collection hours, there is no capital or financing cost savings. The cost savings through efficiencies is calculated at $82/hour or $9,200 per month. The savings per cost category is outlined below:

Labor Related	$49.67
Fuel	$12.47
Maintenance	$18.00
Other Variable Costs	$1.86
	$82.00

13. If no, describe why there are no commercial cross-jurisdictional routing efficiencies.

Not applicable.

14. How will the commercial cost reductions reduce rates? Provide specific aggregate cost reductions for commercial route consolidations and how these cost-savings will be used to reduce commercial rates.

The reduction in route hours results in a rate reduction of .78% as illustrated below and reflected in proposal form 29a rates:

Efficiency Gains Included in 29a: Proposed Rate

Hours per Week Savings	26
$/hour	$82.00
Monthly Savings	$9,232
Proposed rate revenue without savings	$1,182,168
Proposed rate revenue with savings	$1,172,936
Rate Impact %	0.78%
Annual Savings	$110,779

15. **Does the Proposer propose to consolidate or optimize commercial special service routes (i.e., HHW, bulky items, e-waste, u-waste, etc.) based on the cross-jurisdictional routing efficiencies?**

Yes.

16. **If yes, describe specifics of which routes, or partial routes, will be consolidated, the composite number of routes (full or partial) that will be consolidated, the reduction in vehicles needed, and if fewer drivers would be needed.**

CR&R believes that with the expanded multi-family bulky program as described within the franchise agreement, including CR&R's partnership with the Goodwill of Orange County and program proposal regarding the annual cleanup and donation events within each city, that there are synergies available to operate CR&R's electric flatbed and box truck jointly between both municipalities. By combining vehicle usage and driver time, routing will be maximized, and all variable service requests accounted for during "high seasonal demands" for special services (e.g., donation and disposal requests for bulky items, including e-waste).

Furthermore, the same synergies will be available for the HHW and U-waste requests between the two cities versus operating separate routing for each individual franchise agreement.

17. **If yes, what are the cost savings, including capital cost savings over the term of the contract, capital financing cost savings over the term of the contract, anticipated labor cost reductions, anticipated fuel cost reductions, and other cost savings?**

As CR&R anticipates a significant increase in bulky items with the expanded multi-family bulky item program, CR&R does not project a decrease in overall support route hours. Further, due to the efficiency savings gained from cross-jurisdictional routing, CR&R will not be adding route hours to collect the expected increase in bulky items.

18. **If no, describe why there are no cross-jurisdictional routing efficiencies for commercial special services.**

Not applicable.

19. **How many front-end loaders will be equipped with cart grippers on the collection fork to allow for the collection of both Commercial/Multi-family Bins and Carts on the same collection route?**

Three. CR&R has analyzed service levels for all three material streams (trash, recycling, and organics) and have determined that the combination of cross-jurisdictional collection and use of cart grippers will provide efficient provision of service for commercial and multi-family customers. One front-end load vehicle for each material stream will be equipped with cart grippers.

The service day and customer makeup of Laguna Hills cart and bin customers compliments the service days with the lightest densities within Lake Forest, allowing for customers to retain their current service levels while eliminating the need for any split-body or specialty vehicle to service the cart customers throughout each City.

Staffing Efficiencies

20. **Does the Proposer anticipate any reduction in administrative staffing as a result of the cross-jurisdictional approach? If so, please describe which specific staff functions can be consolidated or reduced and the expected cost savings resulting from these reductions.**

CR&R believes that efficiencies in administration of the contract are available when consolidating staff functions of the cities' day-to-day liaison (CR&R Team Lead) and Route Manager positions. As contractual requirements are mirrored, synergistic aspects of management allow for one full-time employee to successfully administer each of the aforementioned roles and responsibilities. A reduction of one FTE results in an approximate savings of $108k annually.

This Proposal Form 27 will become Attachment X to the final Agreement.

ATTACHMENT Y

Contractor’s Complete Proposal To City

TABLE OF CONTENTS

PROPOSAL FORM 1: PROPOSER TRANSMITTAL LETTER 1

PROPOSAL FORM 2: PROPOSER INFORMATION 3

PROPOSAL FORM 3: PROPOSER BACKGROUND AND EXPERIENCE 4

PROPOSAL FORM 4: PROPOSER REFERENCES 19

PROPOSAL FORM 5: NAMES AND RESUMES OF KEY PERSONNEL 29

PROPOSAL FORM 6: STRUCTURE OF PROJECT TEAM 38

PROPOSAL FORM 7: LIST OF CONTRACTOR-FURNISHED PERSONNEL 39

PROPOSAL FORM 8: NEW COLLECTION VEHICLES TO BE FURNISHED BY CONTRACTOR 41

PROPOSAL FORM 9: PLAN TO PROVIDE LIGHT-WEIGHT COLLECTION VEHICLES BY CONTRACTOR 54

PROPOSAL FORM 10: ZERO EMISSION COLLECTION VEHICLE TO BE FURNISHED BY THE CONTRACTOR 56

PROPOSAL FORM 11: PLANS TO INCORPORATE ON-BOARD TECHNOLOGY TO BE PROVIDED BY CONTRACTOR ON COLLECTION VEHICLES TO INCREASE SAFETY AND EFFICIENCY AND FOR CONTAMINATION MONITORING 63

PROPOSAL FORM 12: NUMBERS AND TYPES OF NEW CONTAINERS TO BE FURNISHED BY CONTRACTOR 69

PROPOSAL FORM 13: IMPLEMENTATION PLAN 76

PROPOSAL FORM 14: DESCRIPTION OF FOOD SCRAP AND/OR YARD TRIMMINGS AND/OR CO-COLLECTED YARD TRIMMINGS AND FOOD SCRAPS PROCESSING FACILITY (IES) TO BE USED – ANAEROBIC DIGESTION 93

PROPOSAL FORM 15: DESCRIPTION OF MATERIALS RECOVERY PROCESSING FACILITY(IES) – CLEAN MRF 99

PROPOSAL FORM 16: DESCRIPTION OF COMPOST PROCESSING FACILITY(IES) TO BE USED FOR YARD TRIMMINGS AND/OR FOOD SCRAPS AND/OR COCOLLECTED YARD TRIMMINGS AND FOOD SCRAPS 101

PROPOSAL FORM 17: DESCRIPTION OF PROCESSING FACILITY(IES) – BIOENGINEERED FEEDSTOCK 103

PROPOSAL FORM 18: DESCRIPTION OF CONSTRUCTION AND DEMOLITION DEBRIS PROCESSING FACILITY (IES) TO BE USED 104

PROPOSAL FORM 19: PENDING LITIGATION 105

PROPOSAL FORM 20: EXCEPTIONS TO AGREEMENT 107

PROPOSAL FORM 21: FINANCIAL STATEMENTS 108

PROPOSAL FORM 22: AB 1669 STATEMENT 109

PROPOSAL FORM 23: KITCHEN FOOD SCRAPS CONTAINER 111

PROPOSAL FORM 24: COMMERCIAL INTERNAL FOOD SCRAPS CONTAINER 114

PROPOSAL FORM 25: BIN SENSORS TO BE PROVIDED BY PROPOSER 117

PROPOSAL FORM 26: DESCRIPTION OF PROPOSED PROCESSING FACILITY(IES) TO BE USED FOR STABLE BEDDING/MANURE 120

PROPOSAL FORM 27: EFFICIENCIES GAINED FROM CROSS-JURISDICTIONAL COLLECTION ROUTES 122

PROPOSAL FORM 28: PROPOSED CUSTOMER SERVICE SYSTEM 129

PROPOSAL FORM 29: PROPOSED MAXIMUM RATES TO BE CHARGED 143

PROPOSAL FORM 30: USE OF ONBOARD SCALES 211

PROPOSAL FORM 31: HHW AND SHARPS COLLECTION PROGRAM DETAILS 213

PROPOSAL FORM 32: PROPOSER'S PLAN TO COMPLY WITH CALIFORNIA AIR RESOURCES BOARD ADVANCED CLEAN FLEETS PROGRAM DURING TERM OF THE AGREEMENT 217

PROPOSAL FORM 33: PROPOSER'S PLAN FOR ANNUAL BULKY ITEM COLLECTION EVENT AND ANNUAL BULKY ITEM DROP-OFF DAY IN EACH CITY 218

ADDENDA 223

APPENDIX 251

February 23, 2024

Christine Groves
Administrative Services Manager
City of Lake Forest
100 Civic Center Drive
Lake Forest, CA 92630

Dear Ms. Groves:

In response to the Request for Proposals For the Collection, Transportation Processing and Diversion of Recyclable Materials and Other Materials and For the Collection, Transportation and Disposal of Municipal Solid Waste dated November 21, 2023, CR&R Incorporated hereby proposes to provide said services in accordance with this Proposal, which includes the Proposal Forms and accompanying materials submitted with this Proposal in response to the Cities' RFP.

The Proposer has thoroughly read and is familiar with the RFP, including all Appendices and any addenda thereto. The Proposer has conducted its own investigation and any research it deemed necessary to obtain additional data and/or the information contained verify in the RFP in order to submit this proposal. The Proposer understands that the Cities of Lake Forest and Laguna Hills may reject any and all Proposals, negotiate prices and terms with one or more proposers, and may take other action as described in the RFP.

The Proposer assures the Cities of Lake Forest and Laguna Hills that the information contained in this Proposal, including the Proposal Forms, accompanying materials submitted with it, and all of the information contained in response to the Cities' RFP is correct in all material respects.

Without limiting the foregoing, the Proposer acknowledges and agrees that it will be solely responsible for the cost of any special election called by the Cities of Lake Forest and/or Laguna Hills in the event a referendum petition is submitted to challenge the award of an agreement through this RFP process. More information regarding this obligation is set forth in Section 5.1.4 of the RFP.

The person signing this Proposal on behalf of the Proposer is authorized to do so as described in Section 1.3.3 of the RFP.

Sincerely,

By:

Name: Clifford R. Ronnenberg

Title: Chairman and CEO

The following person(s) should be contacted concerning questions about the submitted proposal:

Company Name:	CR&R Incorporated
Contact Person:	Chrystal Denning, Vice President
Address:	11292 Western Avenue
Telephone:	(714) 372-8209
Fax:	(714) 890-6347
E-Mail:	chrystald@crrmail.com
Cell Phone:	(949) 929-5046

Type of entity (corporation, partnership, sole proprietorship, joint venture, etc.): CR&R, Incorporated, is a California-based Corporation.

Date of incorporation or formation: 1963

Historical synopsis (including organization and ownership structure): CR&R was founded with the idea that collecting, processing, and recycling waste materials was an important and essential community service. Today, this responsibility is as steadfast as ever, with CR&R continuously leading the charge to meet the demands of an ever-changing environmental movement. We are honored to state that our enterprise-wide recycling network now offers integrated hauling, collection, and processing services to more than fifty cities and jurisdictions throughout Southern California.

Names of Company Officers:

- Chief Executive Officer: Clifford R. Ronnenberg
- Chief Financial Officer: Michael Zorzi
- President: David Ronnenberg

Names of principal owners, general partners, managing partners or shareholders, if different from Officers: CR&R is a local, family-owned corporation. The Ronnenberg Family owns 100% of the company.

Number of years operating experience in collection operations: Over 60 years

3.1 Proposer Overview

CR&R is Southern California's most innovative and successful waste and recycling companies, serving more than three million people and more than twenty-five thousand businesses throughout Orange, Los Angeles, San Bernardino, Imperial, and Riverside counties. Our groundbreaking technologies and pioneering reclamation programs equip us to recycle more than five-hundred thousand tons of materials each year, creating cleaner communities, reducing air and water pollution, conserving landfill space, and extending our natural resources.

The CR&R journey began in Stanton, California back in 1963, where at the time, one million people called Orange County their home. Recycling was not a mainstay as it is today, and most people sent their waste to landfills. As the population continued to grow, it became apparent that this disposable mindset culture was not sustainable. In response, CR&R began implementing recycling programs in Orange County long before it was mainstream, changing the direction of our industry in California and throughout the nation.

At CR&R, we can immediately and decisively act on any request. The company's owners and senior management team are based in Stanton and are directly available to City Staff. This local management structure brings their extensive familiarity with Orange County and is able to provide Lake Forest and Laguna Hills with an unparalleled level of responsiveness, without any extra layers to encumber decision making between the Cities and the company.

3.2 Collection Services

CR&R is a local, family-owned corporation and has been a premier provider of solid waste management services for over 60 years. CR&R has a recognized commitment to customer service, a proven ability to exceed CalRecycle program requirements, and our world-class recycling and organics processing infrastructure. We have extensive pioneering experience in providing Recyclable Materials, Food Scraps and Yard Trimmings, and Solid Waste collection services.

CR&R is one of the largest privately held solid waste management companies in the State of California and services the largest number of municipalities in Orange County. We take pride in our record of exceeding customer expectations and the reputation CR&R has earned as a company that provides industry-leading environmental solutions.

Our operations team of route supervisors, drivers, and mechanics are led by a management team dedicated to the successful execution of the collection and processing plan every day, day in and day out. From computerized route generation to the unique look and design of our collection trucks, no detail is too small.

CR&R recognizes the importance of providing excellence in service delivery while continuing to adapt to an ever-changing environmental regulatory landscape. We prioritize our sustainability programs, having a team of dedicated Sustainability Specialists, and supporting our partner cities in solution development not only for today's needs but also in anticipation of future needs.

3.3 Operation of Processing Facilities

CR&R provides industry-leading processing solutions and offers our proven record of technological development and investment that is focused on the best and highest use of resources collected in the Cities we serve. We recover over half a million tons of recyclable material each year. Our Recycling Division provides commingled and single stream solid waste material processing and is currently processing and marketing all recyclable materials from more than fifty curbside programs throughout Southern California.

CR&R began our investment in an organic waste recycling infrastructure more than a decade ago. Since the opening of our first composting facility in 2009, we have continued to strategically expand our organic waste processing capabilities. Because of this, CR&R can provide a comprehensive array of Organics Waste Collection services in addition to our composting services.

One example is our anaerobic digestion facility, the first among any service providers in Southern California. CR&R's award-winning, state-of-the-art facility is capable of producing enough renewable natural gas (RNG) to displace the equivalent of 500,000 gallons of diesel fuel each year.

Our operation converts green waste and food waste into high-grade organic soil amendment that can be used for farming and landscaping, and through the anaerobic digestion process, methane gas is captured and converted into clean RNG, which is used to power our fleet.

When a City's organics are used to produce the RNG fuel generated at our anaerobic digestion facility, and that RNG fuel is used to power the collection vehicles operated in that City, the fleet is carbon neutral from day one. Additionally, the RNG produced at our anaerobic digestion facility qualifies as a recovered organic waste product to meet the SB 1383 procurement requirement. This represents a 20-25% coverage of procurement targets for Laguna Hills and a 17-22% coverage of procurement targets for Lake Forest. With the need to purchase and utilize 2,486 tons of compost in Laguna Hills and 6,763 tons of compost in Lake Forest, the offsets provided through CR&R's RNG production significantly minimizes each City's annual expenditures for the procurement of organic materials.

3.4 Diversion Program Experience

Since the implementation of AB 939, CR&R has been at the forefront working with our city partners to achieve and exceed diversion goals. At CR&R, our commitment to diversion led us to establish a dedicated team of more than twenty (20) Sustainability Specialists and five (5) Sustainability Team Leads whose sole focus is on the implementation of AB 341, AB 1826 and SB 1383 programs and assisting our customers in developing sustainable recycling behaviors. This team of recycling experts conducts hundreds of customer contacts and site visits each month to promote diversion programs and monitor compliance. **In fact, in 2023, our Sustainability Department conducted 13,592 customer contacts in Orange County alone.**

CR&R has over a decade of experience developing our Sustainability Department and this team of Sustainability Specialists who engage and inform customers of the programs and services available to them. We found that with appropriate staffing and in-person customer contact, obstacles to implementing recycling programs can be eliminated and ambitious goals met.

As a result, many of the cities served by CR&R have achieved notable compliance rates. Examples of the current compliance rates are provided in the table on the following page:

City	AB 341	AB 1826	SB 1383
Dana Point	96%	98%	88%
Laguna Hills	**100%**	**100%**	**99%**
Laguna Niguel	99%	98%	97%
Laguna Woods	100%	100%	100%
Lake Forest	**100%**	**100%**	**100%**
Orange	100%	99%	99%
Rancho Santa Margarita	99%	100%	94%
San Clemente	99%	99%	92%
San Juan Capistrano	100%	99%	98%
Tustin	99%	100%	99%

Our team of sustainability experts provide all aspects of diversion program development, implementation, outreach, and monitoring to provide the City with regulatory technical support with annual CalRecycle reviews and report submittals.

CR&R has decades of experience in designing, implementing, and administrating effective public outreach campaigns that encourage community members to learn about reducing waste and preserving natural resources. As a company dedicated to promoting recycling, CR&R understands that public education and outreach plays an important part in the process of any solid waste management program to continually inform segments of the community about recycling programs and changes in legislation.

CR&R Sustainability Specialists assigned to the Cities of Lake Forest and Laguna Hills (pictured L-R) Chery Miller, Angelica Galindo, Alissa Porras, and Angelo De Guzman.

Through our public outreach, we provide residents, businesses, and community stakeholders with specific recycling activities that serve to inform and encourage participation in source separated recycling programs to support CalRecycle compliance. CalRecycle staff continually monitors and tracks City program progress year over year to evaluate effectiveness and if enhancements are needed to increase participation. CR&R is proud to be a resource and ally in developing solutions that are business-friendly and effective.

3.5 Proposer's Health and Safety Experience

CR&R strives to provide a safe working environment in which our employees can provide world-class and efficient customer service. We recognize the fact that our most important and valuable asset is our people. For them to be successful, our Senior Management Team continues to provide its leadership and guidance when it comes to Health and Safety.

CR&R strives daily to ensure that our employees make the right decision in every element of their job. **Our most recent Worker's Comp experience modification factor is 0.96**. We recognize that safety is everyone's responsibility. Its starts at the top with our Executive Team which sets the expectation and culture that nothing is more important than safety and reinforces this commitment by hosting a monthly safety review with the executive staff, senior managers, operation managers and route managers in attendance.

The Safety Director has provided all departments with a framework that details the safe way each employee is to conduct their responsibilities and is encouraged to speak up if conditions interfere with the safe way. CR&R believes that State and Federal (e.g., OSHA and DOT) regulations represent the minimum standard, and actively solicits input from its employees on how to minimize risk and maximize employee safety.

Frontline Service Team Safety

Culture is significant, but incomplete without training, follow through and compliance assessments. The Safety Director conducts monthly safety training meetings with all drivers and maintenance personnel to review the previous month's results and provide job specific skill

improvement training. We occasionally engage consultants to provide expertise from their specific field. All our Route Managers have a daily tail-gate meeting with all drivers to ensure their commitment to follow all safety rules that day, share a topical safety message, and include an encouraging message for the day. The Route Managers conduct three (3) safety observations per week where they observe the driver conducting their collections, and will provide regular feedback, retraining, and if necessary, corrective action.

CR&R has also installed computerized video cameras on our vehicles that send images in real-time for supervisor review of safe driving and collection habits of all drivers while on route. This procedure is a constant reminder to the collection drivers of the need to practice safe driving habits and allows the in-house supervisor to implement changes to improve safety performance.

CR&R has developed a comprehensive in-house Driver Safety Training Program. This program is designed to provide a hands-on training regimen that dictates the proper operation of all vehicles, on road and off road. It includes nationally recognized defensive driving techniques, proper operation of all vehicle controls, a code of safe practices for each job function, body mechanics (e.g. push, pull, lift), post incident requirements, and compliance with all State and Federal regulations regarding record keeping and documentation. This training is for all new employees, current employees assuming new responsibilities, and remedial training.

An additional area of training is hazard identification and mitigation. Employees are taught to know when something does not look right, and how to have it corrected. This training includes the identification of hazardous materials that are prohibited from the waste stream. Detailed information regarding the implementation of CR&R's comprehensive safety program and training process is provided in Form 13.

3.6 Additional Information Regarding Proposer Capability

For more than 60 years, CR&R has been a forward-thinking partner in resource management, providing industry-leading, emerging solutions and implementing sustainable best practices in our own operations. We are actively building on our solid foundation of services that reduce, reuse and recycle and preparing for a future that requires us to reimagine, redesign and reengineer the ways we think about waste. The following pages detail the ways CR&R is investing in South Orange County to optimize services for the Cities we serve.

CR&R's New Proposed Facilities: South County (SC) North and SC South Campus

Estimated Date For Commencement of Operations: January 1, 2026

CR&R is proud to formally announce our recent acquisition of two parcels of land in South Orange County, following almost five (5) years of continued investigative research and dedicated foresight into the needs of our South County partners. Escrow closed on both properties October 31, 2023. Officially referred to as **"South County (SC) North Campus"** and **"South County (SC) South Campus"**, these two facilities will provide CR&R a continued presence and efficient logistical location for our South County operations.

SC North Campus: 31190 Avenida La Pata, San Juan Capistrano, CA 92675

At the time of CR&R's proposal submission, design, permitting and grading have begun with an estimated completion date of January 1, 2026. This campus is located on the east side of Avenida La Pata, and south of Ortega Highway in Planning Area 10 of the Ranch Plan Planned Community, in the Fifth (5th) Supervisorial District.

SC South Campus: 31748 Avenida La Pata, San Juan Capistrano, CA 92675

The facility is currently operated by Tierra Verde Industries (TVI), with their lease expiring in April of 2024 at which time CR&R will either take over the operation or work with TVI. Located less than two (2) miles from the County of Orange Pima Deshecha Landfill, SC South Campus will provide local, in-county organics processing to complement OC Waste and Recycling's (OCWR) Prima Deshecha Greenery. Solid Waste Facility Permit Number: 30-AB-0364.

SC North Campus Facility Highlights: Envisioned as a solid waste facility with the Rancho Mission Viejo original development plan in the early 1980's, the approved Site Development Permit allows for the construction on the 18.2-acre site, a 9.5-acre facility for the consolidation and transfer of recyclable materials collected from Southern Orange County municipalities. The facility will operate 24 hours a day, 7 days a week, with consolidation and transfer operations occurring within an enclosed 85,000 square foot building.

- ✓ 125 Collection Vehicle Parking and Fueling
- ✓ 25 Transfer Trailer Parking and Fueling
- ✓ Compressed Natural Gas and Renewable Natural Gas Fueling (including research and development for future hydrogen fueling)
- ✓ EV Charging
- ✓ Facility Solar Over Vehicle Staging
- ✓ State-of-the-art Mechanic Shop
- ✓ State-of-the-art Public Education Center and Conference Room
- ✓ State-of-the-art Vehicle Washing Center
- ✓ Indoor Recycling Material Transfer
- ✓ Indoor C&D Processing Line
- ✓ Indoor Material Characterization

SC South Campus Facility Highlights: Permitted to process a maximum of 500 tons per day on ten (10) acres.

- ✓ Organics Processing with Windrow Composting
- ✓ Future Installation of Indoor Food Waste De-Packaging System

CR&R proposes to maintain operations as currently routed for the City of Lake Forest from our Lampson facility located in Garden Grove and the City of Laguna Hills from our existing South County hauling yard located in San Juan Capistrano. Upon completion of SC North Campus, operations will be consolidated to this singular facility with organic processing to be conducted at SC South Campus.

As it is expected for OCWR to expand the Prima Deshecha Greenery operations to include volume from Orange County jurisdictions beyond Unincorporated County locations in the near future, and additionally, that material will require "pre-processing" to certain predefined specifications, CR&R is preparing SC South Campus to be a site location for not only processing of organic material but also composting, including acceptance of food waste and stable bedding.

Correspondingly, CR&R's SC North Campus will operate not only as a hauling, maintenance and fueling yard, but as a recycling transfer station, C&D processing and a public education conference center including a dedicated material characterization zoned area for the continued advancement of our commitment to better analyze collection and disposal behaviors.

CR&R strongly believes our vision and investment will provide the most environmentally intelligent and cost-effective solutions for our partners.

Supporting Environmental Goals in Lake Forest and Laguna Hills

CR&R recognizes that both Lake Forest and Laguna Hills are committed to environmental leadership and has identified solutions specifically tailored to help achieve each City's goals. CR&R is fully aligned with the Cities' efforts to create a more sustainable community. One way we support Lake Forest and Laguna Hills is through the use of hybrid green vehicles for dedicated site visits. For years, our Sustainability Department has utilized cars from our ever-expanding Green Fleet and in 2023 CR&R began the addition of the hydrogen-fueled Toyota Mirai as shown in this photo.

Additional Dedicated Sustainability Specialist During Implementation

In addition to the requirements of Section 8.05.H, CR&R is committing one (1) additional full-time Sustainability Specialist for the first two (2) years, to begin no later than three (3) months prior to the start of the agreement. CR&R understands the importance of customer communications and engagement, and as such, this additional Sustainability Specialist will provide support to CR&R's Implementation Plan and other tasks as mutually identified. It is intended that this additional member of our team will work solely within both Cities through June 30, 2027.

Olyns Cube Reverse Vending Machines

One way CR&R will partner with each City is through the provision of two (2) Olyns Cubes each for Lake Forest and Laguna Hills. These reverse vending machines will provide an easy-to-use, modern-looking, self-service option for Lake Forest and Laguna Hills residents and visitors to recycle CRV containers. Potential locations could include the Sports Park and Etnies Skate Park in Lake Forest and the Community Center skate park area in Laguna Hills.

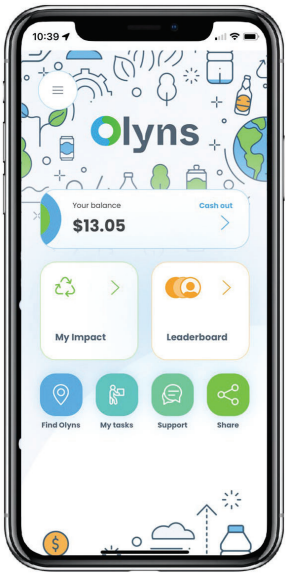

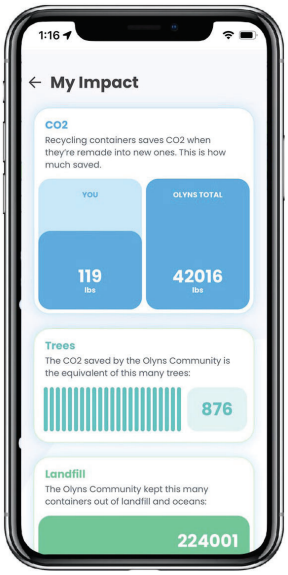

The Olyns Cubes provides a touchless customer interaction, using an app to pay customers via Paypal. The app also calculates each customer's impact by providing a customized sustainability dashboard. This will engage residents with information on how many containers they are keeping out of landfills and the ocean, and to track how much CO2 they are keeping out of the atmosphere.

The Olyns Cubes also feature a 65-inch video screen, which can display customized Lake Forest and Laguna Hills sustainability messages in each respective City, or promote City events, services, or other programs.

Reusable Aluminum Cups for Special Events

CR&R also proposes the purchase of Ball Aluminum cups to be used at City events such as the Summer Concert Series in Lake Forest or the Heritage Festival in Laguna Hills. These 100% recyclable cups serve to eliminate the use of plastic cups. CR&R would supply up to 5,000 cups annually to each City for use at events of each City's choosing.

Each City's logo or environmental message will be printed on their respective cups. CR&R would then provide collection receptacles for the cups and coordinate the recycling of the cups following the event. CR&R would also be able to work with vendors at other City events to source the cups and then coordinate the set up and servicing of collection receptacles.



Street Sweeping

An additional capability CR&R offers the Cities of Lake Forest and Laguna Hills is street sweeping services. Since 1992, CR&R has offered street sweeping as one of our environmental services. Over the past thirty-two years, we have seen our street sweeping operations grow exponentially as cities have experienced the benefit of having a "one stop shop" for solid waste and recycling collections and street sweeping services. Our experienced team is able to apply our familiarity with each City's streets and the unique aspects of each City's roadways to seamlessly transition services and further support each City's environmental goals, including the protection of water and air quality.

3.7 Proposer's Integration of Technology

Innovation and the integration of technology to assist our collections and material sorting operations is seen as paramount for the continued advancement of our company's goals. As demonstrated in our investments into new facilities and the acceptance of contractual requirements as written, CR&R's commitment to exceeding expectations and complying with the proposed franchise agreement's standards in technology, communication and safety has been our steadfast focus when developing this proposal.

CR&R utilizes technology throughout the service delivery lifecycle by using a customized Customer Relationship Management (CRM) Systems integrated with On-Board Computers (OBC). These systems have the capability to incorporate data from bin sensors and other data management tools, including our onboard scales.

Our CRM Systems equip Customer Service Representatives, Operations personnel, and Management with access to account information in real-time with the most up to date service and note information. This system provides access to information as it relates to CR&R's service and our customers. Notes added into the CRM system automatically generate emails to the Operations team for research and to Customer Service with the answers. This process enables us to document each customer account with any issues and resolutions. Once the responses are received by Customer Service, the customer is contacted and provided with the update.

Real-time data is also provided through our OBC for our commercial and temporary services routes – with drivers using tablets to provide service updates which are available in our CRM system as another tool for Customer Service to reference. This data provides the date and time the location was serviced and indicates if there was any reason service was not provided, such as a blocked bin.

Additionally, CR&R can create detailed reports using the information stored in CR&R's Customer Relationship Management and Routing System. This information includes data such as route collection days, container sizes, violations, type of service, street names, driver's name, etc. This data is readily accessible through electronic format and can be made available upon request by CR&R's contracted cities. Proper steps are taken to ensure the integrity of the Company's data systems. To protect this information from loss or corruption, all system data is updated at the end of each day onto a back-up system and stored off-site and in the Cloud.

Our goal is to address inquiries at the initial point of contact while the customer is on the phone. When customers contact us with a request, the CSR's enter a work order into our CRM system to initiate the action that needs to be taken. This work order is used by Operations to perform the requested action and then routed to Data Entry to update the account with the service that has been completed and to close out the Work Order.

Furthermore, in compliance with Section 8.03.J., CR&R proposes the use of BinMaxx Air Weigh On-Board Scales for weighing containers at the point of collection. BinMaxx offers in-motion sensors that are mounted on to the vehicle's lift arms. Containers are weighed automatically, and the weight is displayed on the in-cab mounted display unit as well as being transmitted via Bluetooth to our CRM system in real-time. Additional information regarding this technology is provided in Form 11.

Additionally, to continue fulfilling the requirements of Section 8.03.J., CR&R will install Perkins D6064 pneumatic controlled dual lifters for our front-end vehicles in order to service carts alongside bins. CR&R currently operates this model and can confirm compatibility and lift capacity.

CR&R also proposes the use of Sensonea Smart Sensors for compliance with Section 8.04.G. These ultrasonic bin sensors provide an analytics module with a detailed report covering collections, measurements, average fill rates, diversion rates, and collection frequencies, which helps CR&R evaluate the effectiveness of these performance metrics, including recommendations adjustments, and process optimization. Additional information regarding this technology is provided in Form 25.

Lastly, in compliance with 8.03.F, CR&R is proud to state that all new vehicles will be equipped with Amrep's OEM Hydraulic Low Oil Level Warning System configured to custom CR&R

specifications. The low oil level warning system will be configured to send both low warning audible alarms and visual lights to the driver. In addition, a warning message will display on the existing display within all vehicle units. Amrep's OEM Hydraulic Low Oil Level Warning System will monitor three main points:

1. Hydraulic oil level below full point
2. Auto Pac Cycle – During the packing of trash it will monitor oil level during arm and packer operation and will send an alarm if it falls below a preset level, providing advance notice of any potential leak.
3. Auto Dump Cycle – During the dumping of material, the unit will monitor oil level during packer and dump blade operations and will send an alarm if it falls below a preset level, providing advance notice of any potential leak.

Collection References

City of Laguna Niguel

Compliance Rates:

AB 341: 99%

AB 1826: 98%

SB 1383: 97%

Start of Contract: 1999 (Restated Agreement in 2019)

Services: Residential, Multi-Family, and Commercial

- Residential 3-Cart automated service with waste, recycling and organics collection
- Multi-Family and Commercial service including source separated recycling, food and green waste
- Bulky Waste, Electronic Waste, Universal Waste and Household Hazardous Waste Collection

Representative:

Kevin O'Connor, Management Assistant

30111 Crown Valley Parkway, Laguna Niguel CA 92677

Phone: (949) 362-4384

Email: kocconor@cityoflagunaniguel.org

City of Orange

Compliance Rates:

AB 341: 100%

AB 1826: 99%

SB 1383: 99%

Start of Contract: 2010

Services: Residential, Multi-Family, and Commercial

- Residential 3-Cart automated service with waste, recycling and organics collection
- Multi-Family and Commercial service including source separated recycling, food and green waste
- Bulky Waste, Electronic Waste, and Universal Waste Collection

Representative:

Christopher Cash, Director of Public Works

300 East Chapman Avenue, Orange CA 92866

Phone: (714) 744-5525

Email: ccash@cityoforange.org

CITY OF DANA POINT

Start of Contract: 2006

Services: Residential, Multi-Family, and Commercial

- Residential 3-Cart automated service with waste, recycling, and organics collection
- Multifamily and Commercial service including source separated recycling, food, and green waste
- Bulky Waste, Electronic Waste, Universal Waste and Household Hazardous Waste Collection

Compliance Rates:

AB 341: 96%

AB 1826: 98%

SB 1383: 88%

Representative:

Jennifer Anderson, Senior Management Analyst

33282 Golden Lantern, Dana Point CA 92629

Phone: (949) 248-3571

Email: janderson@danapoint.org

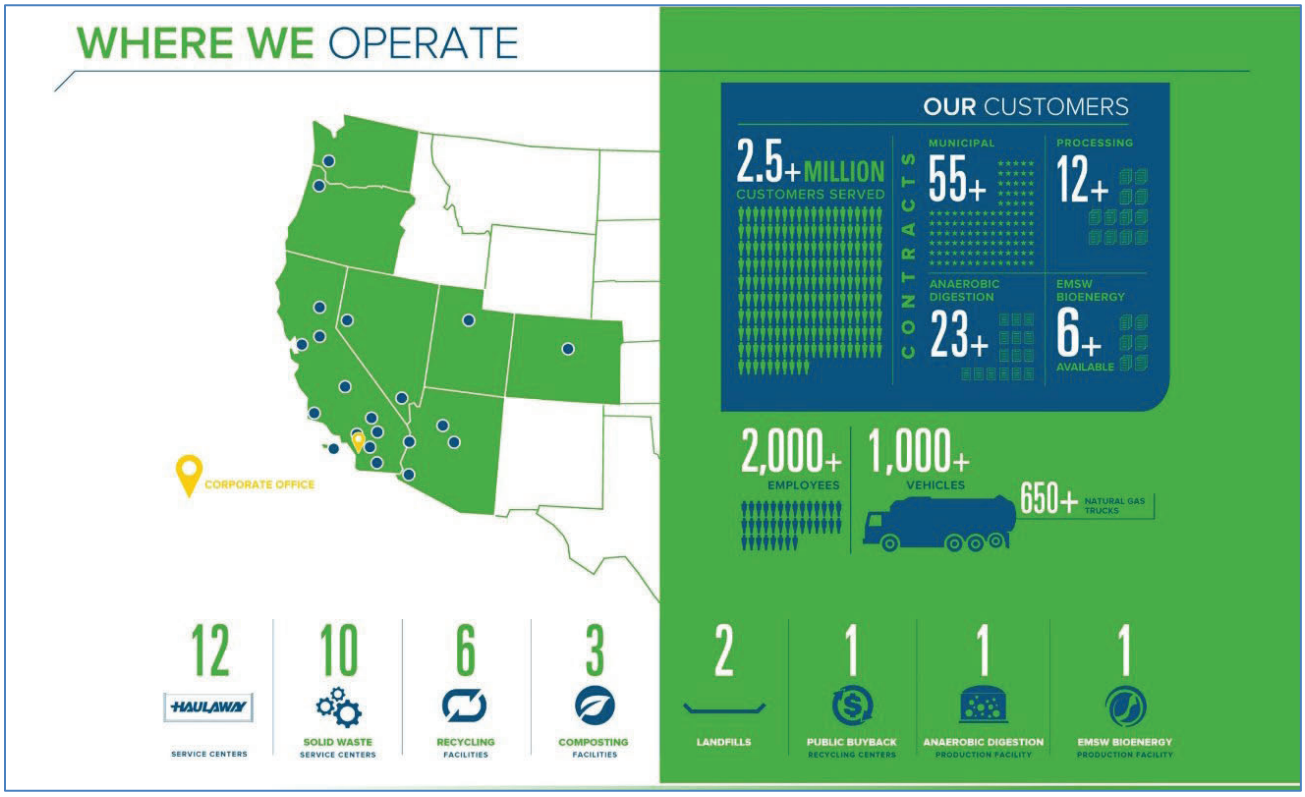

Complete Reference List

MUNICIPALITY	CONTACT	TITLE	ADDRESS	PHONE	EMAIL
ORANGE COUNTY					
Aliso Viejo	Mr. Shaun Pelletier	City Engineer	12 Journey Suite 100 Aliso Viejo CA 92656	(949) 425-2512	spelletier@avcity.org
Costa Mesa	Mr. Raja Sethuraman	Public Service Director	77 Fair Drive Costa Mesa CA 92628	(714) 754-5303	raja.sethuraman@costamesaca.gov
Costa Mesa Sanitary District	Mr. Scott Carroll	District Manager	628 W 19th St Costa Mesa CA 92627	(714) 754-5043	scarroll@cmsdca.gov
County of Orange	Ms. JoAnn Taylor	Admin. Manager II	330 N Flower St, Suite 400 Santa Ana CA 92703	(714) 834-5513	joanne.taylor@ocwr.ocgov.com
Dana Point	Ms. Jennifer Anderson	Senior Mgmt. Analyst	33282 Golden Lantern Dana Point CA 92629	(949) 248-3571	janderson@danapoint.org
Irvine	Mr. Ryan Tenney	Senior Mgmt. Analyst	#1 Civic Center Plaza Irvine CA 92623	(949) 724-6379	rtenney@cityofirvine.org
La Habra	Mr. Elias Saykali	Director of Public Works	621 W. Lambert Rd La Habra, CA 90631	(562) 383-4170	esaykali@lahabraca.gov
Laguna Hills	Mr. David Reynolds	Deputy City Manager	25201 Paseo Del Alicia #150 Laguna Hills CA 92653	(949) 707-2610	dreynolds@lagunahillsca.gov
Laguna Niguel	Mr. Kevin O'Connor	Management Assistant	30111 Crown Valley Pkwy	(949) 362-4384	koconnor@cityoflagunaniguel.org
Laguna Woods	Mr. Chris Macon	City Manager	24264 El Toro Rd, Laguna Woods CA 92637	(949) 639-0525	cmacon@cityoflagunawoods.org

MUNICIPALITY	CONTACT	TITLE	ADDRESS	PHONE	EMAIL
ORANGE COUNTY (CONT.)					
Lake Forest	Mr. Thomas Wheeler	Director of Public Works	100 Civic Center Drive Lake Forest CA 92630	(949) 461-3400	twheeler@lakeforestca.gov
Midway City Sanitary District	Mr. Robert Housley	General Manager	14451 Cedarwood St Westminster CA 92683	(714) 893-3553	rhousley@ midwaycitysanitaryca.gov
Newport Beach	Mr. Dave Webb	Public Works Director	100 Civic Center Dr. Newport Beach CA 92660	(949) 644-3311	dawebb@newportbeachca.gov
Orange	Mr. Christopher Cash	Public Works Director	300 East Chapman Ave Orange CA 92866	(714) 744-5525	ccash@cityoforange.org
Rancho Santa Margarita	Ms. Jennifer Cervantez	City Manager	22112 El Paseo Rancho Santa Margarita CA 92688	(949) 635-1800	jcervantez@cityofrsm.org
San Clemente	Ms. Danna McIntosh	Environmental Services Coordinator	910 Calle Negocio San Clemente, CA 92673	(949) 498-9436	mcintoshd@san-clemente.org
San Juan Capistrano	Mr. Charlie View	Assistant City Manager	32400 Paseo Adelanto San Juan Capistrano CA 92675	(949) 493-1171	cview@sanjuancapistrano.org
Stanton	Ms. Hannah Shin-Heydorn	City Manager	7800 Katella Av Stanton CA 90680	(714) 890-4277	hshinheydorn@stantonca.gov
Tustin	Mr. Michael Grisso	Acting Director of Public Works	300 Centennial Way Tustin CA 92780	(714) 573-3153	mgrisso@tustinca.org

MUNICIPALITY	CONTACT	TITLE	ADDRESS	PHONE	EMAIL
LOS ANGELES COUNTY					
Artesia	Ms. Karen Lee	Management Analyst	18747 Clarkdale Ave Artesia, CA 90701	(562) 865-6262	klee@cityofartesia.us
Avalon	Mr. Dave Maistros	City Manager	410 Avalon Canyon Road Avalon CA 90704	(310) 510-0220	dmaistros@cityofavalon.com
Bellflower	Mr. Len Gorecki	Public Works Director	16600 Civic Center Dr Bellflower CA 90760	(562) 804-1424	lgorecki@bellflower.org
County of Los Angeles	Ms. Willa Zheng	Department of Public Works	1100 N Eastern Ave Los Angeles CA 90063	(626) 458-5100	wzheng@dpw.lacounty.gov
Long Beach	Ms. Erin Rowland	Environmental Services Bureau	2929 E. Willow Street Long Beach CA 90680	(562) 570-2851	erin.rowland@longbeach.gov
Santa Fe Springs	Ms. Maribel Garcia	Senior Management Assistant	11710 Telegraph Santa Fe Springs CA 90670	(562) 868-0511	maribelgarcia@ santafesprings.org

MUNICIPALITY	CONTACT	TITLE	ADDRESS	PHONE	EMAIL
RIVERSIDE COUNTY					
Blythe	Ms. Mallory Sutterfield	Interim City Manager	235 N. Broadway Blythe, CA 92225	(760) 922-6161	msutterfield@cityofblythe.ca.gov
Calimesa	Ms. Bonnie Johnson	City Manager	908 Park Ave Calimesa CA 92320	(909) 795-9801	bjohnson@cityofcalimesa.net
Canyon Lake	Mr. Chris Mann	City Manager	31532 Railroad Cyn. #101Canyon Lake CA 92587	(951) 244-2955	chrismann@cityofcanyonlake.com
City of Riverside	Mr. Archie Washington	Sr. Administrative Analyst	3900 Main Street Riverside CA 92522	(951) 826-5120	awashington@riversideca.gov
County of Riverside	Mr. Greg Reyes	Deputy Director	14310 Fredrick St Moreno Valley CA 92553	(951) 358-6635	gjreyes@rivco.org
De Luz Community Service District	Mr. Jim Emmons	General Manager	41606 Date St., Ste 205 Murrieta, CA 92562	(951) 696-0060	jemmons@deluzcsd.org
Hemet	Mr. Charles Russell	Public Works Supervisor	445 E. Florida Ave. Hemet, CA 92543	(951) 765-3823	crussell@cityofhemet.org
Lake Elsinore	Mr. Jason Simpson	City Manager	130 S. Main Street Lake Elsinore CA 92530	(951) 674-3124	jsimpson@lake-elsinore.org
Perris	Ms. Clara Miramontes	City Manager	101 North D Street Perris CA 92570	(951) 943-6100	cmiramontes@cityofperris.org
San Jacinto	Mr. Rob Johnson	City Manager	201 E. Main St. San Jacinto CA 92583	(951) 654-7337	rjohnson@sanjacintoca.us
Temecula	Mr. Aaron Adams	City Manager	P.O. Box 9033 Temecula CA 92589	(951) 694-1989	aaron.adams@cityoftemecula.org
Wildomar	Mr. Dan York	City Manager	23873 Clinton Keith Rd., Suite 201 Wildomar, CA	(951) 677-7751	dyork@cityofwildomar.org

MUNICIPALITY	CONTACT	TITLE	ADDRESS	PHONE	EMAIL
SAN BERNARDINO COUNTY					
County of San Bernardino	Darren Meeka	Public Works Deputy Director	222 W. Hospitality 2nd floor San Bernardino CA 92415	800-722-8004	darren.meeka@dpw.sbcounty.gov
Colton	Mr. Bill Smith	City Manager	650 N. La Cadena Colton, CA 92324	(909) 370-5051	bsmith@coltonca.gov
Loma Linda	Mr. T. Jarb Thaipejr	City Manager / Public Works Director	25541 Barton Road Loma Linda, CA 92354	(909) 799-2800	jthaipejr@lomalinda-ca.gov
Phelan Pinon Hills CSD	Mr. Don Bartz	General Manager	4176 Warbler Road Phelan, CA 92329	(760) 868-1212	dbartz@pphcsd.org
Wrightwood CSD	Lori Golden	General Manager	PO Box 218 Wrightwood, CA 92397	760-220-8378	lori@wrightwoodcsd.org
IMPERIAL COUNTY					
Calipatria	Ms. Laura Gutierrez	City Manager	125 North Park St. Calipatria CA 92233	(760) 348-4141	l_gutierrez@calipatria.com
El Centro	Mr. Abraham Campos	Public Works Director	1275 Main Street El Centro CA 92243	(760) 337-5182	acampos@cityofelcentro.org
Heber Utility District	Ms. Madeline Dessert	General Manager	1078 Dogwood Ste 103 Heber CA 92249	(760) 482-2440	mdessert@heber.ca.gov
Holtville	Mr. Nicholas Wells	City Manager	121 W. 5th Street Holtville CA 92250	(760) 356-2912	nwells@holtville.ca.gov
Westmorland	Ms. Laura Fischer	City Manager	355 S. Center Street Westmorland CA 92281	(760) 344-3411	lfischer@cityofwestmorland.net

This page is intentionally left blank.

100% post-consumer recycled content

Processing References

Midway City Sanitary District

Start of Contract: 1992

Services: Residential Disposal and Processing, Multifamily and Commercial Collection

- Midway City Sanitary District collects a Residential 3-Cart automated service with waste, recycling, and organics collection.
- The District brings all three waste streams to CR&R's facilities for processing and disposal.
- CR&R provides Multifamily and Commercial service including source separated recycling, food, and green waste.

Contact:

Robert Housley, General Manager

14451 Cedarwood Street, Westminster CA 92683

Phone: (714) 893-3553

Email: rhousley@midwaycitysanitaryca.gov

CR&R's three processing references, Midway City Sanitary District, Costa Mesa Sanitary District and the City of Temecula, were among the first jurisdictions to send their organic materials to CR&R's industry-leading Anaerobic Digestion facility. Information regarding this industry-leading facility is provided on Form 14.

CR&R INCORPORATED environmental services

100% post-consumer recycled content

Costa Mesa Sanitary District

Start of Contract: 1991

Services: Residential Collection, Disposal and Processing

- Residential Cart automated service with mixed waste (trash and recycle) and source separated organics collection and processing.

Contact:

Scott Carroll, General Manager

290 Paularino Avenue, Costa Mesa CA 92626

Phone: (714) 754-5043

Email: scarroll@cmsdca.gov

City of Temecula

Start of Contract: 1991

Services: Residential, Multifamily, Commercial, and Industrial Collection and Processing Services

- Residential 3-Cart automated service with waste, recycling, and organics collection and processing.
- Multifamily and Commercial service including source separated recycling, and organics collection and processing.

Contact:

Aaron Adams, City Manager

P.O. Box 9033, Temecula CA 92589

Phone: (951) 694-1989

Email: aaron.adams@cityoftemecula.org

Office and Management Headcount (Number of FTE)

Position Description	Name	FTE Lake Forest	FTE Laguna Hills	FTE Combined
General Manager	Royden Fujimori	0.050	0.050	0.100
Operations Manager	Norma Zarate	0.240	0.120	
Contractor's Representative for Legal and Official Notices and Contacts	Chrystal Denning	0.017	0.017	0.033
Manager of Recycling Coordinator(s)	Mike Carey	0.040	0.040	0.080
Recycling Coordinator(s) (Agreement Section 8.05.H)	Cheryl Miller Alissa Porras	2	-	2
Recycling Coordinator(s) (Agreement Section 8.05.H)	Angelica Galindo	-	1	1
Cities' Day-to-Day Contact Person for Customer Service Problems and Issues (Agreement Section 8.05.I) *	Angelo De Guzman	0.333	0.333	0.667
Senior Manager(s) Responsible for Marketing of Compost from Food Scraps/Yard Trimmings (Agreement Section 8.05.M) *	Mike Silva	0.017	0.017	0.033
Dedicated Route Supervisor (Agreement Section 8.05.N) *	James Laliberte	0.040	0.040	0.080
Customer Service Manager	Elisa Bene	0.017	0.017	0.033
Customer Service Representatives	TBD	1.083	0.456	1.539
Dispatchers	TBD	0.480	0.240	
Reporting and Compliance Supervisor	Angelo De Guzman	0.040	0.040	0.080
Maintenance Supervisor	Frank Alvarez	0.010	0.010	0.020
Office Manager	N/A	0.000	0.000	0.000
Billing Specialist	Idania Sapina	0.017	0.017	0.033
Route Manager	Gilbert Alvarado Rob Allen	1	1	2
Enterprise Sustainability and Regulatory Compliance	Hashem Shokair	0.017	0.017	0.033
Health and Safety Director	Dennis Maisano	0.017	0.017	0.033

CR&R Executive Leadership

Clifford R. Ronnenberg, CEO

Mr. Ronnenberg is the founder, owner, Chairman of the Board and Chief Executive Officer of CR&R. He has more than 60 years of experience in the solid waste management business. Since its inception in 1963, Mr. Ronnenberg has grown CR&R into one of the largest and most progressive privately-owned, solid waste management companies in the United States. Mr. Ronnenberg manages all aspects of the business from the corporate office in Stanton, California. His vision and leadership are the primary reasons why CR&R can offer a comprehensive package of solid waste management services for residential, commercial, and industrial collection including recycling, composting, anaerobic digestion, transfer, engineered municipal solid waste, street sweeping and disposal throughout Southern California.

David M. Ronnenberg, President

Mr. Ronnenberg is the Division President of all Solid Waste operations. In addition, Mr. Ronnenberg is also responsible for our CR Transfer, Haulaway Storage Containers and Recycling and Transportation Divisions. A graduate of the University of Southern California in Finance and Management, Mr. Ronnenberg has used his training and experience exclusively for CR&R and its subsidiaries for over 30 years which has contributed to the growth and expansion of the company. Mr. Ronnenberg is also responsible for facility management, procurement, dispatching, transportation, production management, product quality, buy-back center operations and cost controls. He presently serves on the CR&R Executive Committee, which is responsible for the overall management and direction of the Company.

Michael Zorzi, CFO

Mr. Zorzi serves as the company's Chief Financial Officer. In addition to his financial duties, he is responsible for expanding the company's technology infrastructure to improve operational efficiencies and to enhance customer communications. Mr. Zorzi has extensive experience providing strong financial, operational and system improvements to large companies across multiple industries. Michael also has broad experience in new business development, financing and acquisition.

CR&R Personnel Assigned to Lake Forest and Laguna Hills

CR&R offers the Cities of Lake Forest and Laguna Hills the most experienced solid waste management team in Orange County. Together, the senior personnel who will be involved in the transition and administration of the solid waste services on behalf of the Cities have a total of over 250 years of experience covering all facets of the solid waste industry. Individually, each manager at CR&R has extensive operating experience with a passion for world class customer service and a commitment to safety in every community we service.

Over the years, CR&R has recruited the best of the best in local industry experts. **As a result, CR&R's key personnel have more than 200 years of combined experience in direct solid waste management services for the Cities of Lake Forest and Laguna Hills.** Beyond our direct experience in both Cities, the entire team consists of industry veterans with experience ranging from effective service transitions, material processing innovation, program implementation, and CalRecycle compliance. Furthermore, all key decision-makers live and work in Southern California and are intimately familiar with the regulatory and environmental standards set by the State and have a personal stake in improving their own communities.

Julie Barreda, Senior Regional Vice President

Ms. Barreda has worked in the solid waste and recycling industry for 35 years after receiving a bachelor's in business management from the University of Phoenix. She has a long history of negotiating and managing large municipal and government contracts. Ms. Barreda oversees CR&R's Orange County municipal executive team, and our open market commercial business, including school and special district government accounts. Ms. Barreda collaborates closely with our Customer Service and Operations team to ensure we are providing the highest level of service to our customers. As the executive manager of the team, Ms. Barreda will have oversight of both agreements to ensure all deliverables are met and exceeded.

Chrystal Denning, Vice President and Contractor's Representative

Ms. Denning has extensive experience of over twenty years in the solid waste management industry. Her experience includes managing municipal waste diversion reporting, recycling outreach, state annual reporting, and AB341, AB 1826 and SB 1383 implementation for several cities. In addition, she has worked extensively in developing and implementing public education and outreach programs for municipalities. She will serve as the Contractor's Representative. Ms.

Denning earned her bachelor's in business administration and master of business administration from the University of La Verne.

Hashem Shokair, Vice President of Sustainability and Regulatory Compliance

As CR&R's Vice President of Sustainability and Regulatory Compliance, Mr. Shokair oversees enterprise-wide initiatives covering California environmental legislative compliance and the uptake and advancement of technology to further enhance CR&R's service offerings. Mr. Shokair carries an in-depth academic background with a Master of Science in Sustainable Environmental Development and Resource Management with his professional experience ranging from operations and logistics, communications, and California recycling mandates. With more than six years of waste and recycling industry experience, including contract management, public education and outreach program implementation, Mr. Shokair has a strong working knowledge of industry trends and environmental legislative requirements. A central focus is ensuring compliance with Senate Bill 1383, development of proprietary applications and the integration of cloud-based data warehousing and customer-facing dashboards for improved public education and connectivity to customer's diversion programs. Mr. Shokair works closely with CR&R's IT, Operations, Customer Service and Sustainability Departments.

Michael J. Silva, Vice President

Mr. Silva brings more than thirty-five years of senior level solid waste management experience to his role as Project Manager with CR&R. With expertise in technology development and construction management, Mr. Silva helped to design and construct the first solid waste processing facility in the country in 1992. Over the years, Mr. Silva has built several transfer stations and material recovery facilities. Most recently he completed the largest anaerobic digestion plant in the country, and the first and only Engineered Municipal Solid Waste facility in California. This facility converts trash bound for the landfill into a coal substitute, which is 75% cleaner. Mr. Silva earned bachelor's degrees in civil engineering and engineering management from University of the Pacific, and a master's in civil engineering from Stanford University.

Royden Fujimori, General Manager

Mr. Fujimori is the Regional General Manager for CR&R and is responsible for all aspects of the business including residential collections, commercial collections, roll off, dispatch, portable storage operations, and post collection. A graduate of the University of California Irvine, and with

over 20 years of industry experience, he is the senior manager for any large operational undertaking. Mr. Fujimori has successfully led more than a dozen large-scale customer transitions and has a reputation for thoroughness, leaving no small detail to chance. He also oversees the Industrial Engineering Department and will have direct responsibility for routing.

Norma Zarate, Operations Manager

Ms. Zarate is our Operations Manager for CR&R. She is responsible for all aspects of the operation that services this geographic area. Ms. Zarate currently manages a team of seven route managers that supervise over 150 route employees. Coming from a transportation family, Norma has over 14 years of industry experience which she has continued to hone her skillsets through a series of increasingly responsible roles at CR&R. Ms. Zarate also has extensive capability in the planning and execution of large and complicated service transitions. Her ability to gain commitment in building a culture of service, safety and performance has earned the reputation of a true leader.

James Laliberte, Route Supervisor

Mr. Laliberte is the Route Supervisor for CR&R. Mr. Laliberte brings over 25 years of logistics and fleet experience and has been a member of the CR&R team since 2017. He has experience in cart rollouts, bulky item collection events, and special clean up events. Mr. Laliberte manages all aspects of the South County hauling facility including supervision of route managers for over 100 route employees, and oversight of collection operations. This includes coaching, mentoring, ensuring implementation of safety programs, all to ensure consistent, efficient, and safe service delivery.

Gilbert Alvarado, Senior Route Manager

Mr. Alvarado is our Senior Route Manager. His experience includes route management in the cities of Costa Mesa, Artesia, Stanton, Orange, Newport Beach, Midway, Tustin and Irvine. He has been part of the CR&R team since 2015, and he has over 30 years of experience in the waste industry including 28 years as a route manager. Mr. Alvarado has extensive experience with vehicle operations, conducting driver training, implementing safety programs, and with contract roll-out, including the Rossmoor organic cart roll out, Costa Mesa organic cart roll out, Laguna Niguel cart exchange, Aliso Viejo cart exchange, and the Stanton organic cart roll out. His first-

hand experience gives him the ability to plan, organize and manage the work of his drivers to ensure that the service is delivered in a consistent and safe manner.

Rob Allen, Senior Route Manager

Rob Allen is our Senior Route Manager. His experience includes route management in the cities of Laguna Hills, Rancho Santa Margarita, Rancho Mission Viejo, San Juan, San Clemente, Dana Point, Laguna Niguel, and Aliso Viejo. He has been part of the CR&R team since 2019 and has over 22 years of experience in the waste and trucking industries. Mr. Allen has extensive experience with routing, vehicle operations, conducting driver training, implementing safety programs, and with contract roll-out, including Organic cart roll outs for both Rancho Santa Margarita and San Juan Capistrano, and the city-wide cart exchange in Laguna Niguel for SB 1383 compliance. His first-hand experience gives him the ability to plan, organize and manage the work of his drivers to ensure that the service is delivered in a consistent and safe manner.

Frank Alvarez, Fleet Manager

Mr. Alvarez manages CR&R's fleet operations for maintenance and vehicle purchases. He oversees the shop managers for each operating site to ensure CR&R's fleet is to the highest standards with all maintenance performed on a strict schedule and in conformance with the California Highway Patrol (CHP) Terminal Inspection procedures. Mr. Alvarez oversees all aspects of CHP inspections for operational sites. Mr. Alvarez has over thirty years' experience in fleet maintenance and purchasing for CR&R. He will be responsible for vehicle procurement for each City's agreement. He works closely with operations manager Norma Zarate to be responsive to any vehicle-related matters as they arise.

Dennis Maisano, Safety Director

Mr. Maisano joined CR&R as the Corporate Health & Safety Manager in March 2018 after retiring as a Sergeant from the Irvine Police Department, serving over 29 years in law enforcement. He worked in multiple assignments as a traffic officer, commercial enforcement officer and supervised the Major Accident Investigation Team (M.A.I.T.).

Elisa Bené, Customer Service Manager

Ms. Bené is responsible for ensuring the Customer Service Department is operating efficiently and meeting or exceeding service levels, monitoring telephone calls to review the quality of the

work performed, providing feedback, and coaching the representatives on areas that need improvement and recognizing areas of excellence. In addition, Ms. Bené reviews and tracks work orders for accuracy and provides progressive training for the Customer Service Representatives on the various skill sets required. Ms. Bené also provides customer feedback or issues to senior management on a regular basis. She establishes good working relationships with City personnel and responds promptly to City requests. Ms. Bené will be part of the transition team and ongoing management for the Cities of Lake Forest and Laguna Hills.

Idania Sapina, Accounting Manager

Ms. Sapina is a seasoned accounting professional with over 20 years of experience, specializing in strategic leadership and performance-driven solutions. With a proven track record in audit coordination, problem-solving, and financial reporting, Ms. Sapina has led numerous successful initiatives in financial analysis, tax compliance, and payroll management. Fluent in both English and Spanish, Ms. Sapina brings strong technical skills in various accounting and payroll software systems, including ADP, JD Edwards, Paycom, Intuit Payroll, and QuickBooks Pro. Throughout her career, she has excelled in roles such as Assistant Controller, Accounting Manager, and Staff Accountant/Billing Specialist, demonstrating her ability to streamline processes, resolve discrepancies, and drive organizational success. Ms. Sapina holds a BBA in business administration & accounting from National University.

Mike Carey, Manager of Sustainability

Mr. Carey is our Manager of the Sustainability Department and his extensive background in sustainability provides the team with knowledge, coaching, and guidance to ensure compliance with state regulations, including AB 341, AB 1826, and SB 1383. Prior to joining the CR&R team, he was the manager of the award-winning community nonprofit recycling center at Orange Coast College consisting of thirty-five employees. In addition to managing the day-to-day operations, Mr. Carey was instrumental in implementing numerous sustainability programs at Coast Community College such as the Green Office Certification Program, and large-scale water conservation and energy programs. His recognized leadership experience in the industry includes Advisory Board member for the U.S. Green Building Council, Board Member for CRRA, and instructor of Environmental Studies.

Angelo De Guzman, Senior Sustainability Lead

Mr. De Guzman serves as one of our Senior Sustainability Leads within the department. He has a proven track record in implementing recycling and organics programs in alignment with SB 1383 in the City of Lake Forest. With three years of solid waste and recycling industry experience, Mr. De Guzman excels in mentoring new sustainability team members to seamlessly integrate them into their respective jurisdictions' solid waste and recycling initiatives. His duties include generating compliance reports to monitor progress and optimizing program implementations for CR&R services across multiple cities through training and outreach efforts.

Mr. De Guzman's profound understanding of SB 1383 and his adeptness in executing successful programs inspires commercial business owners, property managers, and customers to actively participate in recycling and organics programs. Leveraging his extensive customer service background and knowledge of state legislature, Mr. De Guzman consistently delivers exceptional service to the City of Lake Forest and its community.

Mr. De Guzman holds a Certificate in Resource and Recycling Management from Santa Monica College, a Bachelor of Science in Psychobiology from the University of California, Los Angeles (UCLA), and a Master of Science in Environmental Science from California State University Dominguez Hills (CSUDH). Prior to joining the CR&R team, Mr. De Guzman served as a dedicated Zero Waste Intern at CSUDH, where he played a pivotal role in spearheading campus-wide zero waste initiatives.

Angelica Galindo, Sustainability Specialist – Laguna Hills

Angelica Galindo is the Sustainability Specialist for the City of Laguna Hills. She has been part of the CR&R team since July of 2023, and has over five years of experience in the solid waste along with a bachelor’s degree in Sustainability. Ms. Galindo has extensive experience with creating reports, conducting waste audits, waste characterization reports, presentations, outreach, and training for tenants at multi-family dwellings, and staff at commercial businesses. Her first-hand experience gives her the ability to meet deadlines, make meaningful connections with industry professionals and customers, and keep our customers in compliance with State and local mandates.

Cheryl Miller, Sustainability Specialist II – Lake Forest

Cheryl Miller is currently one of the Sustainability Specialists in the City of Lake Forest. Cheryl Miller holds a Bachelor of Science in Environmental Studies from the University of California, Santa Cruz. Ms. Miller has played a pivotal role in supporting the City of Lake Forest in meeting compliance with AB 341, AB 1826, and SB 1383. She has been a part of the CR&R team since 2020 and has over 3 years of experience in the solid waste and recycling industry. Ms. Miller's track record showcases her effectiveness in program implementation. Ms. Miller has extensive experience with conducting waste audits, training team members, and providing educational outreach. Her ability to maintain positive relationships with community stakeholders and engagement with the community showcases her commitment to promoting environmental awareness and driving environmental initiatives forward.

Alissa Porras, Sustainability Specialist II – Lake Forest

Alissa Porras will serve as one of the Sustainability Specialists in the City of Lake Forest. She is a dedicated professional with a background in sustainability, community development, and program implementation. Alissa holds a bachelor’s degree in environmental science and policy from California State University Long Beach. Having worked with non-profit organizations, Alissa has experience promoting sustainable practices. She has been a part of the sustainability team since 2022. Her career at CR&R began as an intern, and quickly progressed into the role of Sustainability Specialist. In her current position, Alissa has been instrumental in the successful implementation of food waste programs in the City of Tustin. Her efforts have not only contributed to reducing food waste, but also include educational outreach initiatives with over 7,000 residents. With her experience, background, and dedication to environmental causes, Alissa continues to drive change and promote sustainable practices in her role.

ORGANIZATIONAL CHART

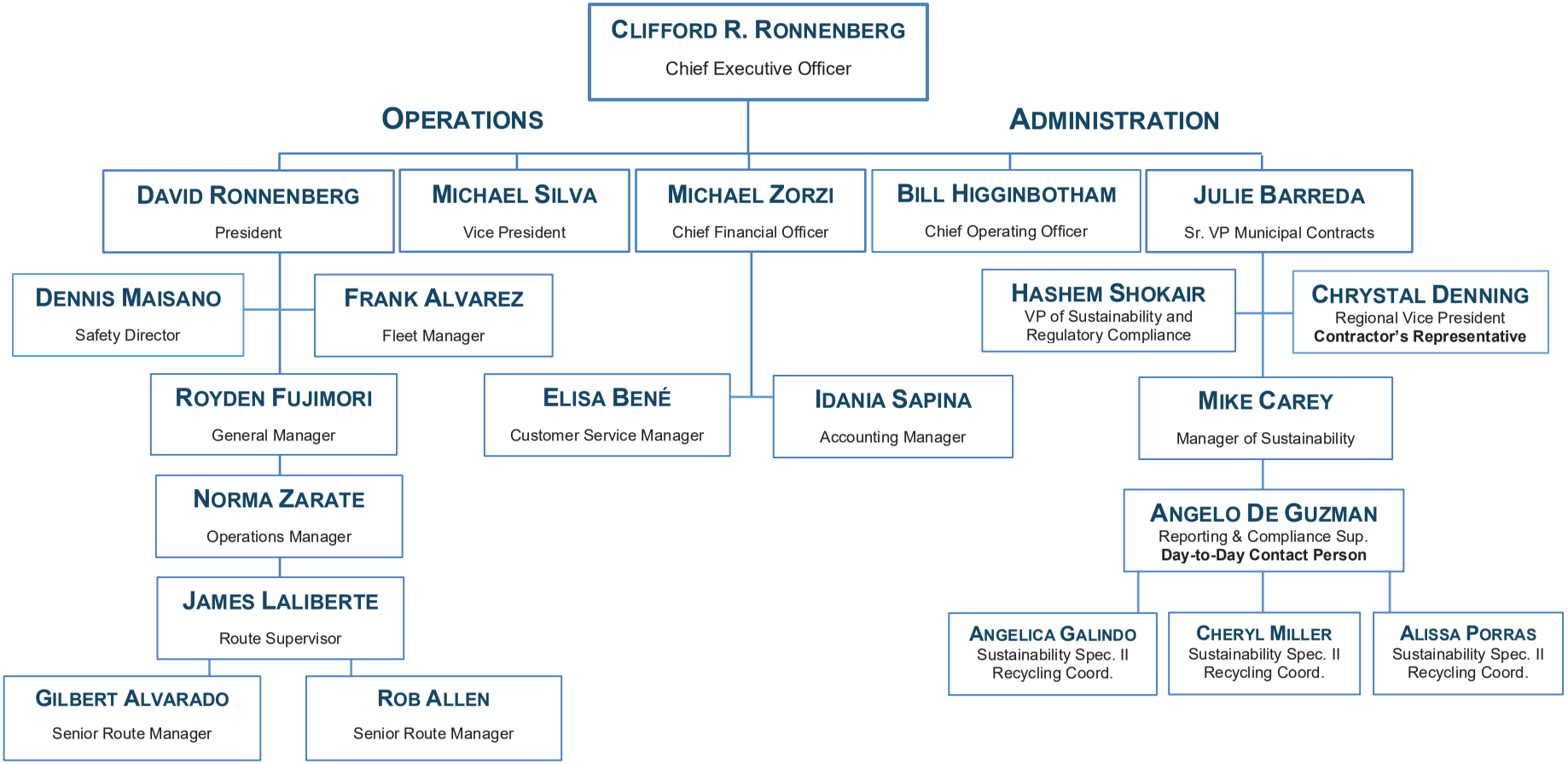

PROPOSAL FORM 7: LIST OF CONTRACTOR-FURNISHED PERSONNEL

Labor Category: Collection and Transportation Headcount	FTE (LF):	FTE (LH):	FTE (Total):
Residential Collection			
MSW Drivers	3.75	1.75	5.50
Recycling Drivers	3.50	1.75	5.25
Co-collection Food Scraps and Yard Trimmings Drivers	2.75	1.50	4.25
Residential Route Manager(s)	0.64	0.32	0.95
Other Residential Driver:			
Other Residential Driver:			
TOTAL RESIDENTIAL DRIVERS	**10.00**	**5.00**	**15.00**
Commercial and Multi-Family Collection			
MSW Drivers	5.75	3.00	8.75
MSW Helpers			
Recycling Drivers (Single Stream)	4.00	1.10	5.10
Recycling Helpers (Single Stream)			
Source-Separated Food Scraps Drivers	0.25	0.10	0.35
Source-Separated Food Scraps Helpers			
Co-collection Food Scraps and Yard Trimmings Driver(s)			
Source-Separated Yard Trimmings Driver(s)			
Commercial/Multi-Family Route Manager(s)	0.64	0.27	0.90
Other Com/MF Driver:			
Other Com/MF Driver:			
TOTAL COMMERCIAL/MULTI-FAMILY DRIVERS	**10.00**	**4.20**	**14.20**
Roll-Off Collection			
Roll-Off Driver(s)	1.50	0.75	2.25
Roll-Off Route Manager(s)	0.10	0.05	0.14
Other Roll-Off Drivers:			
TOTAL ROLL-OFF DRIVERS	**1.50**	**0.75**	**2.25**
Miscellaneous Drivers and Support			
Relief Drivers & Spares	1.65	0.77	2.42
Box Truck Drivers	0.31	0.19	0.50
Bulky Route Driver(s)	0.81	0.49	1.30
HHW Route Driver(s)	0.13	0.08	0.20
Container Delivery Driver(s)	0.25	0.25	0.50
Scout Service Driver(s)	0.25	0.25	0.50
Mechanics	1.00	0.75	1.75
Mechanics Helpers	0.25	0.19	0.44
Other Misc. and Support:			
TOTAL MISC AND SUPPORT	**4.65**	**2.95**	**7.61**
TOTAL PROPOSED COLLECTION/TRANSPORTATION HEADCOUNT	**27.52**	**13.54**	**41.06**

This Proposal Form 7 will become Attachment G to the final Agreement.

This page is intentionally left blank.

CR&R INCORPORATED environmental services

100% post-consumer recycled content

Proposed Collection Vehicle Vendor Contact Information

- **AmRep/WasteQuip**
  Rob Strange
  1555 S. Cucamonga Avenue, Ontario, CA 91761
  (909) 215-2259
  (909) 923-0430
  rstrange@amrepinc.com

- **Rush Truck Centers of California**
  Ray Gamez
  8830 East Slauson Avenue, Pico Rivera, CA. 90660
  (949) 355-4382
  (562) 566-1865
  gamezr@rushenterprises.com

Noise Monitoring and Compliance

In compliance with Section 5.09.B, CR&R will work with a third party to ensure that all noise levels during the stationary compaction process shall not exceed 75 decibels as stated within the draft franchise agreement. Please refer to letter of intent provided by Yorke Engineering, LLC at the end of this form.

Table 8.1. Vehicle Allocation Assuming Cross-Jurisdictional Routing Efficiencies between Lake Forest and Laguna Hills

Vehicle Type	Manufacturer		Model Year	Route	Type of Fuel	Cost	FTE Driver
	Truck	Body					
Side-loader	Peterbilt	Amrep	2025	Resi MSW	RNG	$407,880	1
Side-loader	Peterbilt	Amrep	2025	Resi MSW	RNG	$407,880	1
Side-loader	Peterbilt	Amrep	2025	Resi MSW	RNG	$407,880	1
Side-loader	Peterbilt	Amrep	2025	Resi MSW/Recy	RNG	$407,880	1
Side-loader	Peterbilt	Amrep	2025	Resi Recy	RNG	$407,880	1
Side-loader	Peterbilt	Amrep	2025	Resi Recy	RNG	$407,880	1
Side-loader	Peterbilt	Amrep	2025	Resi Recy	RNG	$407,880	1
Side-loader	Peterbilt	Amrep	2025	Resi Org	RNG	$407,880	1
Side-loader	Peterbilt	Amrep	2025	Resi Org	RNG	$407,880	1
Side-loader	Peterbilt	Amrep	2025	Resi Org	RNG	$407,880	1
Side-loader	Peterbilt	Amrep	2025	Resi MSW	RNG	$407,880	1
Side-loader	Peterbilt	Amrep	2025	Resi MSW	RNG	$407,880	1
Side-loader	Peterbilt	Amrep	2025	Resi Recy	RNG	$407,880	1
Side-loader	Peterbilt	Amrep	2025	Resi Recy/Org	RNG	$407,880	1
Side-loader	Peterbilt	Amrep	2025	Resi Org	RNG	$407,880	1
Front-loader	Peterbilt	Amrep	2025	Comm MSW	RNG	$408,807	1
Front-loader	Peterbilt	Amrep	2025	Comm MSW	RNG	$408,807	1
Front-loader	Peterbilt	Amrep	2025	Comm MSW	RNG	$408,807	1
Front-loader	Peterbilt	Amrep	2025	Comm MSW	RNG	$408,807	1
Front-loader	Peterbilt	Amrep	2025	Comm MSW	RNG	$408,807	1
Front-loader	Peterbilt	Amrep	2025	Comm MSW	RNG	$408,807	1
Front-loader	Peterbilt Lightweight	Amrep	2025	Comm Recy	RNG	$394,807	1
Front-loader	Peterbilt Lightweight	Amrep	2025	Comm Recy	RNG	$394,807	1
Front-loader	Peterbilt Lightweight	Amrep	2025	Comm Recy	RNG	$394,807	1
Front-loader	Peterbilt Lightweight	Amrep	2025	Comm Recy	RNG	$394,807	1

Table 8.1. Vehicle Allocation Assuming Cross-Jurisdictional Routing Efficiencies between Lake Forest and Laguna Hills (Cont.)

Vehicle Type	Manufacturer		Model Year	Route	Type of Fuel	Cost	FTE Driver
	Truck	Body					
Front-loader	Peterbilt	Amrep	2025	Comm MSW	RNG	$408,807	1
Front-loader	Peterbilt	Amrep	2025	Comm MSW	RNG	$408,807	1
Front-loader	Peterbilt	Amrep	2025	Comm MSW/Recy	RNG	$408,807	1
Front-loader	Peterbilt Lightweight	Amrep	2025	Comm Recy	RNG	$394,807	1
Front-loader	Peterbilt	Amrep	2025	Comm Organics	RNG	$408,807	27% - Other Cities
Front-loader	Peterbilt	Amrep	2025	Comm Organics	RNG	$408,807	9% - Other Cities
Rolloff	Peterbilt	NA	2025	Rolloff	RNG	$362,250	1
Rolloff	Peterbilt	NA	2025	Rolloff	RNG	$362,250	1
Rolloff	Peterbilt	NA	2025	Rolloff	RNG	$362,250	25% - Other Cities
Bin Delivery	International eMV	NA	2025	Bin Delivery	Electric	$250,000	10% - Other Cities
Box	International eMV	NA	2025	HHW Collection	Electric	$250,000	5% - Other Cities
Scout	Chevy	NA	2025	Scout	Gasoline	$75,000	10% - Other Cities
Route Manager	Chevy	NA	2025	Pickup	Gasoline	$55,000	1

This Table 8.1 in Proposal Form 8 will become Attachment F-1.1 to the final Agreement.

Table 8.2. Vehicle Allocation Needed to Service <u>Lake Forest</u> Only (assuming *<u>No</u>* Cross-Jurisdictional Routing Efficiencies between Lake Forest and Laguna Hills)

Vehicle Type	Manufacturer		Model Year	Route	Type of Fuel	Cost	FTE Driver
	Truck	Body					
Side-loader	Peterbilt	Amrep	2025	Resi MSW	RNG	$407,880	1
Side-loader	Peterbilt	Amrep	2025	Resi MSW	RNG	$407,880	1
Side-loader	Peterbilt	Amrep	2025	Resi MSW	RNG	$407,880	1
Side-loader	Peterbilt	Amrep	2025	Resi MSW/Recy	RNG	$407,880	1
Side-loader	Peterbilt	Amrep	2025	Resi Recy	RNG	$407,880	1
Side-loader	Peterbilt	Amrep	2025	Resi Recy	RNG	$407,880	1
Side-loader	Peterbilt	Amrep	2025	Resi Recy	RNG	$407,880	1
Side-loader	Peterbilt	Amrep	2025	Resi Org	RNG	$407,880	1
Side-loader	Peterbilt	Amrep	2025	Resi Org	RNG	$407,880	1
Side-loader	Peterbilt	Amrep	2025	Resi Org	RNG	$407,880	1
Front-loader	Peterbilt	Amrep	2025	Comm MSW	RNG	$408,807	1
Front-loader	Peterbilt	Amrep	2025	Comm MSW	RNG	$408,807	1
Front-loader	Peterbilt	Amrep	2025	Comm MSW	RNG	$408,807	1
Front-loader	Peterbilt	Amrep	2025	Comm MSW	RNG	$408,807	1
Front-loader	Peterbilt	Amrep	2025	Comm MSW	RNG	$408,807	1
Front-loader	Peterbilt	Amrep	2025	Comm MSW	RNG	$408,807	1
Front-loader	Peterbilt Lightweight	Amrep	2025	Comm Recy	RNG	$394,807	1
Front-loader	Peterbilt Lightweight	Amrep	2025	Comm Recy	RNG	$394,807	1
Front-loader	Peterbilt Lightweight	Amrep	2025	Comm Recy	RNG	$394,807	1
Front-loader	Peterbilt Lightweight	Amrep	2025	Comm Recy	RNG	$394,807	1

Table 8.2. Vehicle Allocation Needed to Service Lake Forest Only (assuming *No* Cross-Jurisdictional Routing Efficiencies between Lake Forest and Laguna Hills) (Cont.)

Vehicle Type	Manufacturer		Model Year	Route	Type of Fuel	Cost	FTE Driver
	Truck	Body					
Front-loader	Peterbilt	Amrep	2025	Comm Organics	RNG	$408,807	27% -Other Cities
Rolloff	Peterbilt	NA	2025	Rolloff	RNG	$362,250	1
Rolloff	Peterbilt	NA	2025	Rolloff	RNG	$362,250	50% - Laguna Hills
Bin Delivery	International eMV	NA	2025	Bin Delivery	Electric	$250,000	7.5% - Other Cities
Box	International eMV	NA	2025	HHW Collection	Electric	$250,000	3.8% - Other Cities
Scout	Chevy	NA	2025	Scout	Gasoline	$75,000	7.5% - Other Cities
Route Mgr.	Chevy	NA	2025	Pickup	Gasoline	$55,000	75% - Laguna Hills

This Table 8.2 in Proposal Form 8 will become Attachment F-1.2 to the final Agreement.

Table 8.3. Vehicle Allocation Needed to Service <u>Laguna Hills</u> Only (assuming *<u>No</u>* Cross-Jurisdictional Routing Efficiencies between Lake Forest and Laguna Hills)

Vehicle Type	Manufacturer		Model Year	Route	Type of Fuel	Cost	FTE Driver
	Truck	Body					
Rolloff	Peterbilt	NA	2025	Rolloff	RNG	$362,250	1
Side-loader	Peterbilt	Amrep	2025	Resi MSW	RNG	$407,880	1
Side-loader	Peterbilt	Amrep	2025	Resi MSW	RNG	$407,880	1
Side-loader	Peterbilt	Amrep	2025	Resi Recy	RNG	$407,880	1
Side-loader	Peterbilt	Amrep	2025	Resi Recy/Org	RNG	$407,880	1
Side-loader	Peterbilt	Amrep	2025	Resi Org	RNG	$407,880	1
Front-loader	Peterbilt	Amrep	2025	Comm MSW	RNG	$408,807	1
Front-loader	Peterbilt	Amrep	2025	Comm MSW	RNG	$408,807	1
Front-loader	Peterbilt	Amrep	2025	Comm MSW/Recy	RNG	$408,807	1
Front-loader	Peterbilt Lightweight	Amrep	2025	Comm Recy	RNG	$394,807	1
Front-loader	Peterbilt	Amrep	2025	Comm Organics	RNG	$408,807	9% - Other Cities
Rolloff	Peterbilt	NA	2025	Rolloff	RNG	$362,250	50%- Lake Forest
Rolloff	Peterbilt	NA	2025	Rolloff	RNG	$362,250	25% - Other Cities
Bin Delivery	International eMV	NA	2025	Bin Delivery	Electric	$250,000	2.5% - Other Cities
Box	International eMV	NA	2025	HHW Collection	Electric	$250,000	1.3% - Other Cities
Scout	Chevy	NA	2025	Scout	Gasoline	$75,000	2.5% - Other Cities
Route Mgr.	Chevy	NA	2025	Pickup	Gasoline	$55,000	25%- Lake Forest

This Table 8.3 in Proposal Form 8 will become Attachment F-1.3 to the final Agreement.

Yorke
ENGINEERING, LLC
www.YorkeEngr.com

January 30, 2024

Mr. Dennis Maisano
Director of Health and Safety
CR&R Environmental Services
11292 Western Avenue
Stanton, CA 90680
Work: (714) 890-6300 x2237
Cell: (714) 398-5001
E-mail: DennisM@CRRMail.com

Subject: Proposal – Industrial Hygiene Support – Noise Monitoring and Evaluation

Dear Mr. Maisano:

Thank you for this opportunity to assist CR&R Environmental Services (CR&R) by providing industrial hygiene noise monitoring services.

YORKE ENGINEERING, LLC COMPANY BACKGROUND

Yorke Engineering, LLC (Yorke) was founded in 1996 to provide environmental, health, and safety (EH&S) services, including industrial hygiene, safety, air quality, water, and hazardous waste services, to clients in government and industry. We have 12 offices across the State of California, including one near your facility in Los Angeles. Since our founding, we have served over 1,850 clients, including waste management and recycling organizations, cities, counties, manufacturing companies, power generation facilities, utilities, hospitals, large industrial facilities, petroleum distribution and refining operations, chemical manufacturing companies, and special districts, among others. We have created client EH&S programs, acted as on-site support for EH&S departments, supported project design with air and noise surveys and modeling, performed qualitative and quantitative industrial hygiene assessments, audited facilities for program completeness and compliance, and investigated indoor air quality issues. We routinely work with and are well respected by various agency staff, such as the federal Occupational Safety and Health Administration and the California Division of Occupational Safety and Health (OSHA and Cal/OSHA), Region IX of the United States Environmental Protection Agency (U.S. EPA), local Certified Unified Program Agencies (CUPAs), California Air Resources Board (CARB), and local California air districts.

INDUSTRIAL HYGIENE AND SAFETY QUALIFICATIONS

Yorke has completed over 7,500 EH&S projects that encompass a wide variety of industrial hygiene and safety areas, including air monitoring and indoor air quality investigations, compliance audits, Health and Safety Plans, ergonomics evaluations, Hazard Communication Plans, laboratory safety, Personal Protective Equipment (PPE) evaluations, workplace safety training modules, and noise exposure evaluations, among many others. All of Yorke's projects completed by our team of safety and industrial hygiene specialists are overseen by a Certified Industrial Hygienist (CIH) or Certified Safety Professional (CSP). Staff members at Yorke come from various occupational health and safety, science, and engineering academic backgrounds.

LOS ANGELES/ORANGE COUNTY/RIVERSIDE/VENTURA/SAN DIEGO/FRESNO/BERKELEY/BAKERSFIELD
31726 Rancho Viejo Road, Suite 218 ▼ San Juan Capistrano, CA 92675 ▼ Tel: (949) 248-8490 ▼ Fax: (949) 248-8499

CR&R INCORPORATED environmental services
100% post-consumer recycled content

Yorke staff understand the OSHA and Cal/OSHA regulations and how they specifically relate to industrial, construction, or office environments.

Specifically for this proposal, Yorke staff have completed hundreds of noise monitoring projects, both with personal and area noise evaluations, and air monitoring and air sampling projects for a wide array of workplace hazards, including metals (e.g., welding fumes, aluminum, manganese, beryllium, copper, lead, total and hexavalent chromium, etc.), volatile organic chemicals (e.g., toluene, benzene, acetone, methyl ethyl ketone, alcohols, mineral spirits, etc.), silica and other particulate types, specialized manufacturing-related contaminants (e.g., oil mist, acid mists, ozone, nitrogen oxides, isocyanates, and aldehydes), office environment chemicals, etc. Yorke is also familiar with a wide range of field monitoring instruments and techniques, keeping abreast of emerging technologies to provide accurate and expedient solutions to difficult sampling problems. Yorke understands exactly which OSHA-compliant test and sampling methods to use for each of the various chemicals and/or environments, so the results will be valid and accepted by OSHA or Cal/OSHA.

QUALITY ASSURANCE/QUALITY CONTROL

All project documents/deliverables, regulatory analysis, methodology and calculations, and agency submittals undergo a quality review by a technical expert to ensure completeness and accuracy. All Yorke deliverables also go through an internal review by a Technical Editor, who edits documents for formatting, grammar, spelling, and consistency. Finally, all industrial hygiene and safety project deliverables are reviewed by a CIH or CSP to assure they provide a record of compliance.

For more information on Yorke, please visit our website at www.YorkeEngr.com.

BACKGROUND

We understand CR&R is currently seeking area noise sampling services to document and evaluate noise levels generated from trash pickup trucks during trash collection in two neighborhoods. CR&R is anticipating entering into a contract with the Cities of Laguna Hills and Lake Forest (the Cities). Conducting annual noise testing is part of their contract with the Cities and must be performed on an annual basis in the months of March and April. The noise testing is estimated to start in 2026 and continue for a total of 5 years.

SCOPE OF WORK

The scope of work includes the effort to determine noise levels generated from each trash truck within CR&R's fleet on an annual basis for 5 years starting in 2026. Trash trucks operate in the field between the hours of 7 a.m. and 7 p.m. to collect trash in two neighborhoods. The sampling would encompass noise level readings during collection only, not during dumping at the landfill.

We will perform the following tasks as necessary on an annual basis:

Task 1 – Preparation for Site Visit and Finalizing Sampling Plan

Yorke will evaluate the information provided by CR&R to create a detailed sampling plan. The sampling plan will include the trucks to be evaluated, locations, and appropriate methodology to meet the Cities' requirements. Yorke will calibrate the sampling equipment per the manufacturers'

recommendations and in accordance with best industry practices. We will also prepare the appropriate survey paperwork required to document and analyze the collected noise exposure data.

Yorke will coordinate the field visits with CR&R's designated company representative in order to prepare for the sampling event. Yorke may request the collection route schedule, fleet information, timing, and duration of collection and will provide information on the equipment placement, what the employees can expect, etc., which can be passed on to the employees to orient them.

Task 2 – On-Site Noise Sampling and Data Preparation

Yorke proposes to collect area noise data from no more than 30 trash pickup trucks to evaluate noise levels generated during trash collection. A sound level meter will be utilized to collect sound level readings on the A-scale, slow response setting, at a distance of 25 feet from the vehicle at an elevation of 5 feet above ground level during the compaction process. We would expect to be on-site for approximately 8 hours per day for up to 5 business days to collect the necessary data. In order to have quality survey results and interpretation, while on-site, we will be observing other operational sources of noise, and other activities that could contribute to the overall noise levels in the environment.

After the site visit, the data collected by the sound level meter will be tabulated and compared with the Lake Forest and Laguna Hills noise ordinance of 75 decibels, A-scale (dBA). The table below lists the proposed sampling plan.

Table 1: Noise Sample Analyses

Location/Tasks	Analyte	Test Method	Monitoring Method	# of Samples
Trash Collection Vehicles Within the City Boundaries of Lake Forest and Laguna Hills	Noise	Direct Reading Instrument	A-Scale, Slow Response: Max, Average, and Peak Values	30 Trash Collection Vehicles per Year

Task 3 – Cover Letter and Certificates with Noise Data Results

Yorke will provide a certificate for each tested collection vehicle with information identifying the vehicle that was tested, the test results, and whether the test results met or failed to meet the Laguna Hills and Lake Forest noise ordinance of 75 dBA. In addition, the certificates will be accompanied by a cover letter that details the sampling methodology, tabulated results with comments regarding other noise sources in the environment, and calibration certificates for the sampling equipment.

If requested, Yorke will review the results in a conference to answer questions and discuss any concerns.

Deliverable: Cover Letter and Certificates for 30 Trash Collection Vehicles

COST ESTIMATE

We propose to perform this effort on a fixed price basis for 5 years beginning in 2026.

Table 2: Project Cost Estimate for 2026

Task	Description	Cost Estimate
1	Preparation for Site Visit and Finalizing Sampling Plan	$1,475.00
2	On-Site Noise Sampling and Data Preparation	$6,025.00
3	Cover Letter and Certificates with Noise Data Results	$2,511.00
	Labor Subtotal	**$10,011.00**
	Equipment/Sampling Subtotal	**$400.00**
	ODCs (Mileage) Subtotal	**$254.00**
	Total Estimate for 2026	**$10,665.00**

The estimated cost of noise monitoring for 4 subsequent years is provided in Table 3 below.

Table 3: Cost Estimate for 4 Additional Years of Noise Monitoring*

Year	Cost Estimate
2027	$11,015.00
2028	$11,380.00
2029	$11,755.00
2030	$12,140.00

*Includes 3.5% annual escalation of labor costs.

Assumptions

In preparation of our estimate, we have made the following assumptions:

- CR&R will complete and return any information requested in a timely manner;
- Yorke will provide all monitoring equipment needed to perform the outlined analysis;
- The sampling date can be scheduled at least 1 week in advance to allow for preparation and procurement of the required rental sampling equipment;
- Inclement weather conditions may cause a delay in scheduling;
- Yorke will provide five (8-hour) business days per year for the annual on-site data collection as outlined within this proposal; additional charges may apply based on the above hourly rate for additional time; and
- One consolidated set of comments will be incorporated into the final report.

AUTHORIZATION TO PROCEED

If you concur with our proposal, you may simply fax [(949) 248-8499] or e-mail back this signed contract for us to begin, or if you prefer you may incorporate this proposal into your own purchase order or contract. The terms and conditions for performing this effort are contained in Attachment A.

Thank you again for this opportunity to assist in this project, and we look forward to working with you. If you have any questions, please call me at (949) 248-8490.

Sincerely,

Brian A. Yorke
Director of Operations & Marketing
Contracts@YorkeEngr.com

Yorke
ENGINEERING, LLC
www.YorkeEngr.com

ATTACHMENT A

Yorke Engineering, LLC Terms and Conditions

Scope of Services

Yorke Engineering, LLC ("Yorke") agrees to perform the services particularly described in the agreement to which these terms are attached. The services are to be performed by Yorke as a consultant to CR&R Environmental Services (CLIENT).

Compensation

CLIENT agrees to pay, and Yorke agrees to accept, compensation in accordance with the agreement to which these terms are attached. Payment will be made Net 30 days.

Responsibility of Yorke Engineering

Yorke is an independent contractor. CLIENT shall not direct the services or the means for accomplishment of the services to be performed. CLIENT, however, retains the right to require the services provided by Yorke to meet specific standards and requirements of the project without regard to the manner and means of accomplishment thereof.

Termination

CLIENT may terminate this contract for its convenience. Yorke shall be compensated for services provided to the date of termination. If Yorke persistently fails to provide the services in a manner satisfactory to CLIENT, then CLIENT may terminate this contract. Yorke shall be compensated for completed and useful services provided to the date of termination.

Choice of Law/Jurisdiction

This contract shall be subject to the laws of the State of California. Jurisdiction of litigation shall be in that state.

Severability

If any part of this contract is found to conflict with applicable laws, such part shall be null and void, but the remainder of this contract shall be in full force and effect.

Limitation of Liability

It is specifically agreed by and between Yorke and CLIENT, as a reasonable allocation of risks hereunder, that in no event shall Yorke's liability (including Yorke's employees, subcontractors, and consultants) to CLIENT exceed:

A. As to liabilities relating to defects of design, remedial action, failure to render services, ordinary negligence, errors and omissions, permitting, and other similar actions arising under any individual project, not more than the dollar value of the applicable project; or

B. As to all other remaining liabilities of every kind or nature, the sum of $5,000.00 in aggregate for all such liabilities under this contract.

CLIENT agrees that any claim for damages filed against Yorke by CLIENT or any contractor or subcontractor hired directly or indirectly by CLIENT will be filed solely against Yorke or its

LOS ANGELES/ORANGE COUNTY/RIVERSIDE/VENTURA/SAN DIEGO/FRESNO/BERKELEY/BAKERSFIELD
31726 Rancho Viejo Road, Suite 218 ▼ San Juan Capistrano, CA 92675 ▼ Tel: (949) 248-8490 ▼ Fax: (949) 248-8499

CR&R INCORPORATED environmental services
100% post-consumer recycled content

successors or assigns and that no individual person shall be made personally liable for damages, in whole or in part.

All claims by CLIENT shall be deemed relinquished unless filed within one (1) year after substantial completion of the services.

Consequential Damages

Yorke shall not be liable to CLIENT for any incidental, indirect, special, or consequential damages (including but not limited to damages for loss of use, power, business good will, revenue, or profit, nor for increased expenses or business interruption) arising out of or related to the performance or non-performance of this contract and related project.

Non-Solicitation and Recruiting Fees

During the term of this agreement and for 2 years from the date the agreement is terminated, CLIENT will not directly or indirectly, on their own behalf or on behalf of or in conjunction with any person or legal entity, recruit, solicit, or induce, or attempt to recruit, solicit, or induce, any Yorke employee for employment.

If a violation of the Non-Solicitation portion of this agreement is discovered, or the CLIENT chooses to hire the aforementioned Yorke employee, the CLIENT agrees to pay Yorke a fee equal to an amount of 75% of the Yorke employee's current salary within 10 business days as a recruiting fee.

Indemnity

Yorke agrees to indemnify CLIENT, its directors, employees, and officers, from and against only those direct claims, causes of action, liabilities, costs, or expenses, including reasonable attorneys' fees (excluding consequential and indirect damages) finally awarded and attributable directly to bodily injury, death, or property damage that CLIENT incurs as a result of actions and that arises directly out of and to the extent of Yorke's negligent acts or willful misconduct in and occurring during the performance of this contract. CLIENT shall provide Yorke reasonable assistance in defense or settlement of such claims. All of the indemnity and other provisions of this paragraph shall also reciprocally apply so that CLIENT is the indemnitor and Yorke is the indemnitee in a corresponding indemnity by CLIENT in favor of Yorke. In the event any liability to a third party results from the joint, concurrent, or combined negligence of Yorke and CLIENT, then Yorke and CLIENT will only indemnify, defend, and hold each other harmless to the extent of the indemnitor's allocable portion of such joint, concurrent, or combined negligence. Yorke shall not be responsible for any damages, costs, or other liability arising out of precontract or site environmental problems or for any liabilities that may arise from the non-negligent performance by Yorke of the work.

Integration

The terms and the agreement to which they are attached represent the entire understanding of the parties as to those matters contained herein. No prior oral or written understanding shall be of any force or effect with respect to those matters. This contract may not be modified except in writing, signed by both parties.

Revision 3, 5/23/2023

CR&R 's commitment to innovation in service delivery includes the use of lighter weight collection vehicles. At CR&R, we not only designed a lightweight collection vehicle, but we also specified the desired requirements with our suppliers and put them into production. CR&R's innovation did not stop here, as our newest proprietary design will produce an even lighter version that weighs 5,000 pounds less than our current stock vehicles. The schematic of this vehicle is shown in the image below.

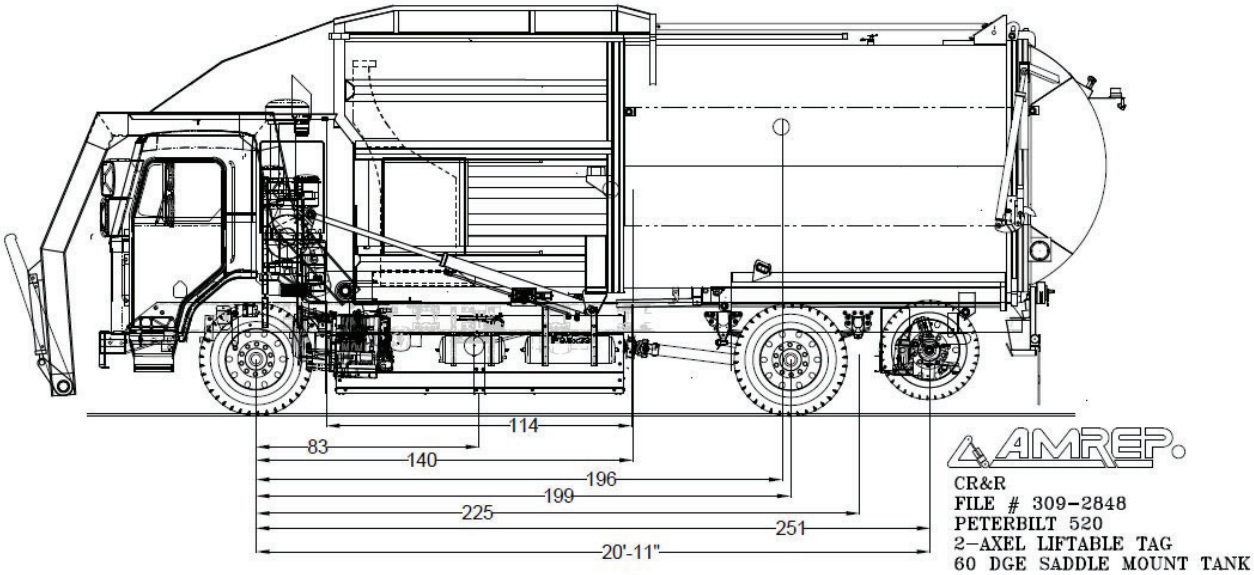

Currently, CR&R has three (3) lightweight vehicles in use in Orange County, with two (2) in the City of Tustin and one (1) in the City of Lake Forest. An additional lightweight vehicle will be added in the City of Laguna Beach on July 1, 2024.

By July 1, 2025, CR&R will deploy five (5) lightweight trucks, with four (4) serving the Commercial Recycling Routes in Lake Forest and one (1) serving the Commercial Recycling Routes in Laguna Hills. Reducing truck weights benefits the City and its rate payers through reduced road repair and maintenance expense. Additionally, we modeled the expected cost savings in terms of capital purchase expense, annual state licensing, and fuel efficiency savings.

Those savings are forecast over the initial eight-year contract period as follows:

- Purchase Price: $14,000
- License Fee: $880
- Fuel: $24,000

This cost savings of $38,880 over the course of the initial contract period have been incorporated into our pro forma and is reflected in the proposed rates.

Vehicle	Gross Weight of Vehicle	List of Additional Required Equipment Components	Aggregate Weight of all Additional Equipment Components	Net Weight of Vehicle Without Additional Components
Vehicle 1	33,700 lbs.	Cart Grippers On-Board Scale Collision Avoidance Hardware	700 lbs.	33,000 lbs.

This Proposal Form 9 will become Attachment F-2 to the final Agreement.

ZERO EMISSIONS COLLECTION VEHICLE TO BE PROVIDED

Provide the following information regarding the proposed use of a zero emission collection vehicle (ZEV) in the Cities, the proposed vehicle, and the proposed charging or fueling station infrastructure:

1. **The Proposer's experience using zero emission collection vehicles in other cities (if any).**

CR&R carries decades of experience in the research and development of low emission vehicles, including actively participating in State and Federal funding initiatives, as well as establishing partnerships with universities (a letter of intent from UC Riverside, one of the nation's premier research institutions in air quality and emissions testing, can be found at the end of this form) to further analyze fleet efficiencies. CR&R's first zero emission collections vehicle will be deployed in 2024 within the City of Laguna Beach.

In addition to the vehicles listed below, CR&R is planning to also demonstrate one of the first hydrogen fuel cell refuse collection trucks expected to commence in the next few years. Please refer to the attached letter of intent from Hyzon, which is included at the end of this form. CR&R's use of Hyzon's hydrogen fueled collection vehicle would be second only to the currently fully operational Hyzon hydrogen fuel cell truck servicing within Australia.

2. **The proposed make and model of the zero emission collection vehicle chassis and cab.**

CR&R is proposing to utilize the International® Electric MV™ Series (MV60E) for both Flatbed and Box Truck configurations. These vehicles feature electrified powertrains which are entirely integrated ensuring all components are optimized with the 210kWh Lithium Iron Phosphate batteries that are also fully enclosed inside the frame rails. In addition, the custom vehicles will have state-of-the-art driver displays, highlighting propulsion and regenerative load, start of charge indicator and regenerative braking indicator. CR&R understands the importance of effective regenerative braking technology, as collection trucks stop and start hundreds of times per day, therefore capturing all of the energy is seen as crucial.

3. **The make of the compaction system (if applicable).**

Not applicable with the MV60E, however the Hyzon hydrogen fuel collection vehicle would have a body and compaction system made by New Way.

4. **The storage capacity of the proposed battery system, in kilowatt hours (if applicable).**

The International® Electric MV™ Series utilizes a high voltage - 210kWh lithium iron phosphate with Diamond Logic® Electrical System and an auxiliary battery system consisting of two (2) AGM 12-volt batteries, recharged through a high voltage system (608 operating voltage).

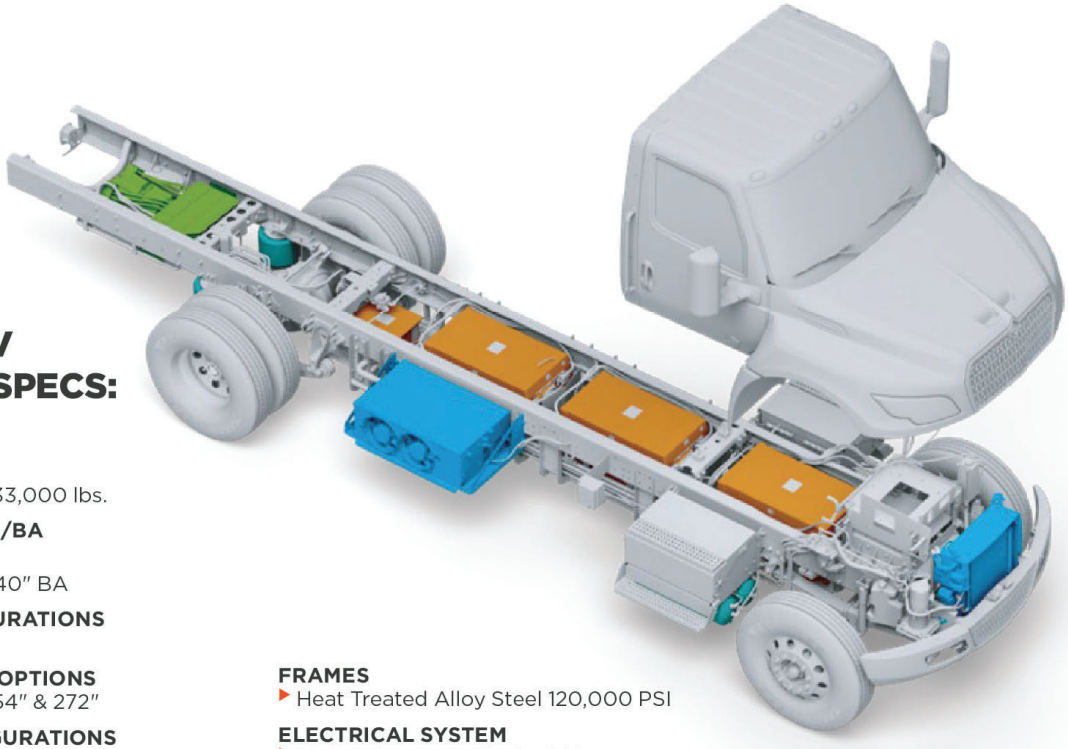

KEY eMV SERIES SPECS:

GVWR
- 25,999 and 33,000 lbs.

MODELS/BBC/BA
- MV60E
- 107.9″ BBC, 40″ BA

CAB CONFIGURATIONS
- Day Cab

WHEELBASE OPTIONS
- 217″, 236″, 254″ & 272″

AXLE CONFIGURATIONS
- 4x2

REAR AXLE
- Single Rear Axle (4x2)
  - Dana Spicer 23,000 lb.

REAR SUSPENSION
- 21,000 lb single axle with shocks
- IROS Air Suspension

FRONT AXLE
- Dana Spicer I-Beam 12,000 lb.

FRONT SUSPENSION
- Spring, Parabolic Taper Leaf: 12,000 lbs.

FRAMES
- Heat Treated Alloy Steel 120,000 PSI

ELECTRICAL SYSTEM
- High Voltage - 210kWh Lithium Iron Phosphate with dedicated HVAC system
- Diamond Logic® Electrical System
- Auxiliary Battery System
  - 12 volt, 2 AGM Batteries- Recharged through high voltage system
- 608 volt operating voltage
- LED Headlights

BRAKES
- Air Brakes with ABS, 4 channel Electronic Stability Program with Traction Control

STEERING
- TRW/Ross Power

MOTOR
- Direct Drive Electric Motor
- Peak Motor Torque - 1,700 ft-lbs
- Continuous Motor Torque - 738 ft-lbs

TIRES
- Continental

RAR (REAR AXLE RATIO)
- 6.83

5. **The payload amount of the proposed vehicle in tons and cubic yards.**

The gross vehicle weight rating is 33,000 pounds with an approximate payload capacity of 6,000 pounds. Further, a standard box truck is approximately 30-35 cubic yards.

6. **The estimated range, in miles, of the collection vehicle as well as the number of containers or stops the vehicle is able to service during a single charge or a single re-fueling.**

Vehicle performance is estimated at 335 horsepower with a battery driving capacity of 135 miles. The truck is designed to operate all day on single charge, or approximately 10-12 hours.

7. **The capital cost of procuring the zero-emission collection vehicle, including itemized costs for the chassis, the body, and the cab.**

The estimated cost of the MV60E cab and chassis is $225,000 with the body approximately $25,000.

8. **The projected timeline for procuring the zero emission vehicle, including when the vehicle will be ready for collection service in the Cities.**

CR&R will procure the vehicles required upon award of the contract with collection service to commence prior to the start of the agreement. It is CR&R's intention to utilize these vehicles during the exchanging of equipment before the start of service on July 1, 2025.

9. **If the Proposer already has a charging or fueling station that will be used to charge or refuel the zero emission vehicle describe the location, type, make, model, month and year installed and charging capacity of the station. If hydrogen or other fuel is proposed, describe the time required for re-fueling and the quantity of fuel dispensed for a full 'tank'. Describe what other vehicles are using the station.**

CR&R has procured a Peterbilt Model 520EV for use in the City of Laguna Beach. Please see below for specifications on the charging station to be installed at our Stanton facility. In addition, CR&R is planning on installing additional charging stations, including future hydrogen fueling at our Sout County Campus facility.

10. **If the Proposer will procure and install a charging or re-fueling station provide the following information:**

    a. **The cost of permitting and installing a charging or refueling station and the location where the charging station will be located.**

CR&R has identified Shell Recharge Solutions as the vendor with an estimated cost of $77,000 for installation at CR&R's Stanton facility located at 11292 Western Avenue, Stanton CA.

    b. **The make and model of the proposed charging or refueling station.**

Shell's DS180, 180kW Dual, 2001 CCS. Please see below for additional specifications.

    c. **The projected timeline for permitting and installing the charging or refueling station.**

As part of the recently awarded Laguna Beach franchise agreement, CR&R will install an electric vehicle charging station within city limits and in line with CR&R's enterprise program for compliance with California's Air Resources Board Advanced Clean Trucks initiative, CR&R will have a charging station installed at our Stanton hauling facility. It is estimated that installation will occur in 2024 for both locations.

    d. **The number of charging or fueling terminals available at the proposed station and if the cost of installing the charging/fueling station will be defrayed by other ZEV refuse (or other) vehicles in use in other cities.**

There will be two charging terminals available at the proposed station with the cost of installing the charging station born by CR&R as an internal operating expenditure.

    e. **Impact on rates, if any, related to charging/fueling station.**

No impact on rates.

11. **Grant funding the Proposer plans to pursue for procurement of the zero emission collection vehicle and/or the charging/refueling station (if any).**

Please see below for a list of grant applications CR&R has pursued or is planning on pursuing:

Agency	Grant Name	Estimated Funding	Application
CalStart	EnergIIze	$750,000	EV Jump Start
CalStart	EnergIIze	$750,000	EV Fast Track
CalStart	EnergIIze	$4,000,000	Hydrogen fueling station
DOE	"WASTE"	Not released	Organic waste to fuel
EPA	Clean Ports	Not released	BEV trucks
SCAQMD	Carl Moyer Truck Grant	$850,000	10 trucks at $85,000 each
SCAQMD	HVIP Vouchers	$1,220,000	Battery Electric and Hydrogen Fuel Cell - up to $244,000 per truck
SCAQMD	VW Settlement Fund	$3,000,000	Low NOx replacement trucks
US DOT	Clean Ports	Not released	BEV trucks

12. **A plan for the use of spare vehicle(s) to service the route(s) in case the zero emission collection vehicle is non-operational and/or the electric grid goes down, or the alternative fuel being used (e.g. hydrogen) is not available.**

CR&R operates one of Southern California's largest collection vehicle fleets and has sufficient inventory of spare vehicles to service open routes in case the zero emission collection vehicle is non-operational and/or the electric grid goes down.

13. **A plan for how to collect containers or complete the services/routes planned for the ZEV until the vehicle is in service, if any delays in delivery of the ZEV vehicle prior to July 1, 2025 are anticipated.**

As aforementioned, CR&R operates one of Southern California's largest collection vehicle fleets and has sufficient inventory of spare vehicles to service open routes caused by any delay in procurement of a zero emissions vehicle.

This Proposal Form 10 will become Attachment F-3 to the final Agreement.

UC RIVERSIDE | College of Engineering – Center for Environmental Research and Technology

1084 Columbia Ave.
Riverside, CA 92507
951-827-8509
www.cert.ucr.edu

January 23, 2024

RE: Cost estimates for performance comparison between a battery electric and fuel cell refuse truck

Mr. Mike Silva
Civil Engineer
CR&R Incorporated

Dear Mr. Silva:

The following is a preliminary cost estimate for a performance comparison between a battery electric and fuel cell refuse truck to be performed by the University of California at Riverside's (UCR's) College of Engineering – Center for Environmental Research and Technology (CE-CERT).

UCR CE-CERT will evaluate and compare the performances of a battery electric (BE) and a fuel cell (FC) refuse truck over activity profiles representative of typical refuse truck operation. The evaluation will be carried out on a chassis dynamometer at the CE-CERT facility. The two refuse trucks will be tested for one day each on the chassis dynamometer. The refuse trucks will be tested over two test cycles in triplicate. This will include a standard Urban Dynamometer Driving Schedule (UDDS) cycle and a cycle representative of refuse operations, such as the modified South Coast Air Quality Management District (SCAQMD) Refuse Truck cycle. The performance of the vehicles will be characterized based on energy use (electricity or hydrogen) per mile of operation, and state of charge (SOC) change or fuel tank capacity will be monitored. From this information, the range and useful hours of operation between refills can be determined.

The cost of this project will be $28,000. The scope of the project will include up to 8 hours of testing on the dynamometer for each of the two refuse trucks. The test time will include time for the daily calibrations and system check for the facilities equipment, actual testing to be conducted on the vehicles, and preparatory work with the vehicle on the dynamometer prior to the actual testing. This testing will only evaluate operational performance, and will not include emissions. The scope of this program includes personnel time for program management, analysis of the testing results, reporting of the test results, nominal funds for miscellaneous expenses, and associated facilities and university overhead charges. The budget assumes that the refuse trucks will be delivered to the CE-CERT facility by CR&R or an associated third party.

Please feel free to contact me at (951) 827-8513 with any questions relating to the testing program or testing costs.

Sincerely,

Thomas Durbin, Ph. D.
Research Engineer

HYZON

February 16, 2024

To Whom It May Concern,

This letter affirms that CR&R Environmental has entered into a Letter of Intent with Hyzon Motors USA Inc. ("Hyzon Motors") for the purchase of zero emission hydrogen fuel cell refuse trucks.

Hyzon Motors was founded in 2020 and develops zero-emissions, hydrogen-powered fuel cells based on leading proprietary technology and heavy-duty fuel cell powered commercial vehicles. With state-of-the-art fuel cell production facility currently in Bolingbrook, IL, Hyzon Motors has deployed six (6) hydrogen fuel cell-powered Class 8 heavy-duty trucks in sales to 3 customers in the greater Los Angeles area.
Hyzon Motors is a supporting industry member in the $1.2 Billion U.S. Department of Energy funded ARCHES Hydrogen Hub project. Hyzon Motors strongly supports CR&R on their new business pursuits which require zero emissions operation.

Sincerely,

Steve Boyer
VP Commercial
Hyzon Motors USA Inc.

Accelerating the *Energy Transition* 599 S. Schmidt Road Bolingbrook, IL 60440 hyzonmotors.com

INNOVATION IN FLEET TECHNOLOGY AND SERVICE DELIVERY

All vehicles to be operated by CR&R within the Cities of Lake Forest and Laguna Hills per the draft franchise agreement shall be equipped with a system that provides surveillance, monitoring, auditing, recording, and tracking including video and still photo equipment. Further, collection vehicles will be equipped with GPS systems, backup cameras, on-board modules for operational customer relationship management (CRM) functionality, truck telematics systems that provide real-time truck data, location, video and monitoring, and communications systems for contact with Dispatch, Route Managers, Customer Service Representatives, and other persons as needed.

The on-board operational CRM module is available to the driver via in-cab functionality and accessible via a tablet in the cab of the vehicle. The operational CRM system also captures driver, route, and service confirmation in real-time, and the on-board operation CRM system allows drivers to view and scroll through route listings, confirm service completions, note service exceptions (i.e., contamination, non-containerization, blocked cart access, non-set out, etc.), as well as receiving additional dispatched work in real-time.

Additionally, the on-board operational CRM system is accessible to the driver via electronic communication that can be transmitted to customer service and/or dispatch, who also use the operational CRM platform. The tablets hosting the on-board operational CRM system is dismountable by the driver for mobility purposes which will allow the driver to use the tablet as a digital camera to photo-document service exceptions, link the exception to the Customers' account, and report serious operational issues to CR&R in real-time. The operational CRM system allows CR&R to note overloaded carts, blocked access, non-containerization, and contamination events and document them on the Customer's account.

Lastly, the on-board vehicle telemetrics system is connected to a network using wireless data and is also connected to each collection vehicle's on-board computer. The on-board vehicle telemetrics system includes the GPS, video surveillance, driver behavior, hours of service, and maintenance integration to provide increased safety, service, and efficiency to vehicle operations. This on-board vehicle telemetrics system allows CR&R to monitor driver behavior, such as speeding, hard braking, hard acceleration, and area violations. The Route Supervisor and other responsible parties receive notifications if events occur so they may be addressed with the driver. The video capture component of the on-board system can be viewed in real-time or stored to review past safety or service events. Video capture includes in-cab, front, rear, and side-views.

Please refer to the following paragraphs for further information on CR&R's on-board technology designed to increase safety and efficiency, assist with contamination monitoring, and achieve legislative compliance.

On-Board Technology

CR&R has been the technological vanguard for years and has embraced proven systems to provide the highest standard for digital in-cab operations. This investment has benefited our customers by providing real-time service information and boosted our drivers' experience by providing an uncomplicated process which enhances their defensive driving abilities and eases the dynamic working environment. CR&R has integrated two systems into our digital in-cab operations: ***Mobile-Pak™ and FleetMind™.***

MobilePak™ is the onboard module for our operational CRM software *I-Pak*™. This system appears as a tablet in the cab of the truck that captures driver, route, tonnage, and service

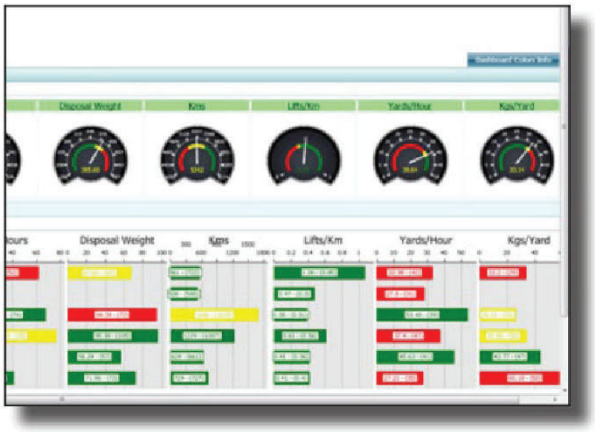

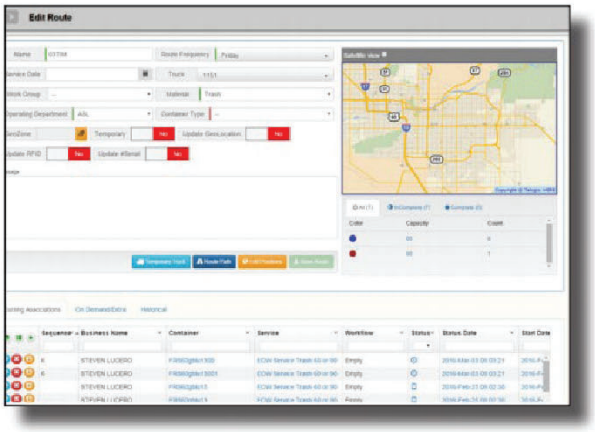

CR&R INCORPORATED environmental services

100% post-consumer recycled content

confirmation in real-time which is available to our Customer Service and Dispatch groups. Through seamless integration with our CRM software, CR&R drivers can easily view and scroll through their route list, confirm service completion, note an exception (e.g., contamination, blocked container, container not available), and receive additional dispatched work in real-time. Route information is easily entered via a drop-down selection that instantly transmits back to customer service and/or dispatch who utilize the same CRM operational software. All computable route statistics are captured in real-time with back-office functions like route productivity, work orders, billing, and route follow up completed instantly.

The *FleetMind*™ portion of the system is a truck telematics solution that provides real-time truck data, location, and video monitoring. This system can also provide RFID scanning, which would be used for monitoring any RFID-equipped automated carts. FleetMind offers CR&R an integrated solution to provide safe, efficient service to the Cities of Lake Forest and Laguna Hills, and establishes a foundation for additional innovative products.

Through our technological integration of platforms, numerous processes are functional whenever the truck is on, such as communicating with a web base tool through wireless data, including a DVIR, and direct connection to the vehicle computer. These functions include GPS, RFID data, video surveillance, driver behavior, hours of service (HOS), and maintenance integration, and work in conjunction to provide increased safety, service, and efficiency to vehicle operations. In addition to the standard GPS tracking, the system also provides the CR&R managers event alerts to driver behavior so they can be addressed with each driver. The HOS option will keep drivers within hours of compliance. The video capture with the on-board DVIR can be viewed in real-time or stored for past safety or service events.

CR&R can also capture images of contamination upon occurrence. When observed, the driver can capture the contamination image in real-time. The image is logged, sent to through the back-office system, and documented on the customer's account. This system allows for real-time feedback of contamination documentation and eliminates any dispute regarding the correction action tag notice. Contamination notices are directly logged and noted as the driver completes the route to document the occurrence and identify areas for customers that may need further program assistance with direct outreach.

The use of *Mobile-Pak*™ and *FleetMind*™ throughout CR&R vehicles ensures that all compliance requirements are met with increased safety, service, and efficiency. Moreover, the benefits of our digital in-cab technology to the rate payer include higher customer engagement through service confirmation in real-time, measurable service metrics, and enhanced defensive driving practices.

On-Board Scales

CR&R proposes the use of BinMaxx Air Weigh On-Board Scales for weighing containers at the point of collection. BinMaxx offers in-motion sensors that are mounted on to the lift arms. Containers are weighed automatically, and the weight is displayed on the in-cab mounted display unit. Additional information regarding this technology is provided as an attachment at the end of this Form.

Customer Service Software

CR&R is equipped with Soft-Pak, a premier, industry specific CRM software program which allows ease of operation by CSR's, operations, and management personnel. This real-time Windows based system is used company-wide and provides current information allowing CSR's and operations personnel to respond quickly to requests for service. It also allows for the prompt resolution of customer concerns in a timely manner. These programs are fully integrated throughout CR&R at all operating sites. In addition, we have custom software that applies City specific business rules to changes and orders being entered to ensure accuracy.

Collision Avoidance System

CR&R is proud to utilize *Mobileeye*™, an AI-powered fleet safety solution in our collection vehicles. *Mobileeye*™ prevents or mitigates collisions by providing drivers with audio and visual warnings of potential hazards on the road. Evidence shows real-time alerts help instill safer driving habits, and further, having access to analytics assists fleet and route managers with safety improvements. *Mobileeye*™ offers Forward Collision Warnings, Lane Departure Warnings, Pedestrian and Cyclist Collision Warning, Headway

Monitoring and Warnings, and Speed Limit Indications. Powered by Intel's latest processor and an improved camera, *Mobileeye*™ offers state-of-the-art collision avoidance technology with night detection, AI recognition and detection of potential hazards at greater distances and a wider field of vision.

Mobile Applications – Audit Pro

CR&R's propriety mobile application *Audit Pro* adds another layer of enhanced public education, customer communication, legislative compliance assurance and contamination monitoring. Audit Pro is a proprietary application currently in development by CR&R to allow drivers, auditors, and other company staff to document, photograph and communicate instances of contamination, overloaded containers, and container audit results during SB 1383 route reviews. It is estimated to be fully operational by the end of Q2, 2024. This custom designed cloud-based software suite allows CR&R to continuously upload customer information and provide our Drivers, Sustainability Specialists and Field Auditors a user-friendly tool to document instances of non-conformance with state laws and franchise agreement requirements.

Whether utilizing the mobile application to document route reviews for SB 1383, document instances of contamination, or overloaded bins, *Audit Pro* is one step of many that CR&R is taking to increase our ability to effectively communicate and educate customers with the ultimate objective of aligning disposal behaviors with City goals.

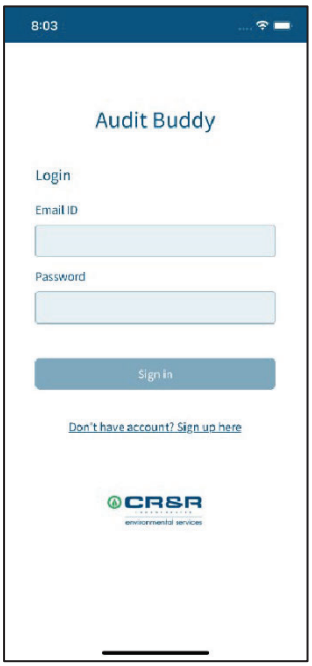

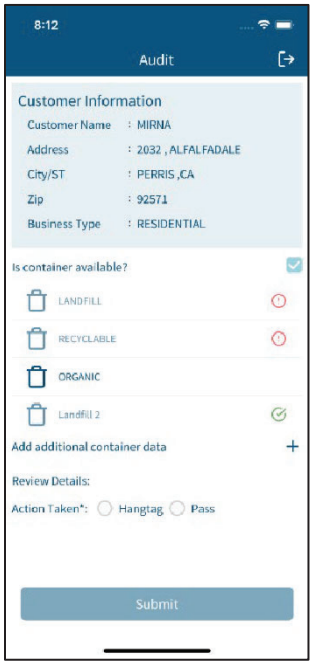

An example situation where "non-conformance with state law or franchise agreement requirements" is a customer not disposing of an item in the correct bin or placing hazardous waste within a container. Audit Pro is being developed to communicate with SoftPak. It can also be used via mobile phone and connected to a cloud-based database. CR&R employees, City Staff and CR&R customers will be able to obtain access to custom Dashboards providing varying levels of details based on the user profile of the captured instance including accessing support and educational resources.

The application is being developed for alerts to be customizable, however CR&R customers would be initially contacted via hang tag, communicating the nature of the auditor's or driver's findings. A "QR code" and website will be available for customers to view further information, including photos, state and city mandates, and access to educational resources. Resolution of the issue would be based on follow-up education and further communication via CR&R staff, but dependent on the specific situation and cause for the driver or auditor's findings. One primary goal of Audit Pro is to provide information in real-time, allowing Customer Service, Sustainability Specialists, and CR&R customers to access the event as soon as the driver or auditor documents using the application. A second primary goal of Audit Pro is to maintain a database and ensure information is easily accessible in one location and available to the City for SB 1383 reporting and record keeping requirements.

This Proposal Form 11 will become Attachment F-4 to the final Agreement.

CR&R is proposing to use new automated carts for the collection of solid waste, recyclables, and organics. Further, the carts provided by CR&R shall meet all the design and performance requirements. CR&R proposes the use of Toter (or similar), two-wheel carts for curbside residential services. CR&R will fully comply with the City's requirement that all carts contain at least 10% Post-Consumer Recycled Content and at least 50% Post Industrial Recycled Content. Toter carts are manufactured using medium density polyethylene with the company's Advanced Rotational Molding™ process. This provides a superior strength-to-weight ratio not found in standard injection-molded carts and boasts the industry's lowest warranty claim rate.

Toter is now offering a *100% recycled cart* that has not been deployed in California at this time. The only cart body color available is black. If the City is interested in this 100% recycled residential cart, CR&R would be happy to order and deliver these containers with the appropriate lid color in accordance with SB 1383 Regulations at no additional charge.

CR&R will include serial numbers as the main compliance mechanism for Attachment E-1. Serial numbers are tied to the CR&R CRM system (SoftPak), which allows the recording of cart service events. Additionally, our cart inventory department utilizes the serial numbers for cart inventory tracking.

AUTOMATED CART SPECIFICATIONS

35 Gallon Cart	Approximately 25" deep x 20" wide x 39" tall Load Rating: 112 lbs. Wheel Diameter: 10"
65 Gallon Cart	Approximately 32" deep x 25" wide x 42" tall Load Rating: 224 lbs. Wheel Diameter: 10"
95 Gallon Cart	Approximately 35" deep x 29" wide x 43" tall Load Rating: 335 lbs. Wheel Diameter: 10"

Cart Colors

Carts will be provided in distinct colors to designate the appropriate material placement: green for organic material, blue for recyclable material, and black for material to be disposed at the landfill.

Images of the proposed cart lids and cart bodies are shown below.

Commercial and Multifamily Bins

CR&R proposes all new bins for the Cities of Lake Forest and Laguna Hills. These bins will feature graffiti-resistant paint and will fully comply with the CalRecycle color requirements of SB 1383. CR&R's proposed rates include the provision of reflective fluorescent taping on all commercial and multi-family bins in service within the City, as required by SB 1111.

Split Bins will also be made available for commercial and multifamily customers where space constraints would otherwise preclude their participation in a recycling program.

Roll-Off Boxes

CR&R proposes to offer 10 cubic-yard and 40 cubic-yard roll-off boxes for the Cities. All roll-off boxes will be new and unused as specified in the RFP.

Inventory Management

CR&R is aware of disruptions over the past few years on bin, cart, and roll-off inventory. In anticipation of the franchise award, CR&R currently has in place with our container vendor a "just-in-time" inventory agreement with thousands of containers on hand, which are being stored directly with our vendor. Additionally, over 50,000 square feet of warehouse space is also available in Stanton for storage of anticipated early container production and delivery. CR&R will also work with the City to begin container delivery ahead of the franchise agreement start date.

Manufacturer and Fabrication Information

- Steel Container Manufacturer: Consolidated Fabricators located at 4600 South Santa Fe, Vernon, CA 90058
- CR&R Fabrication Department, located at Orangewood, Stanton, CA 90680

MSW, Recycling, Food Scraps/Yard Trimmings and Stable Bedding/Manure Containers for Residential Premises	Quantity Lake Forest	Quantity Laguna Hills	Unit Price
Item: MSW			
35-gallon wheeled cart with hinged lid	1,213	651	$40.87
65-gallon wheeled cart with hinged lid	5,094	5,095	$45.45
95-gallon wheeled cart with hinged lid	15,816	3,561	$64.48
Item: Recycling			
35-gallon wheeled cart with hinged lid	1,202	744	$40.87
65-gallon wheeled cart with hinged lid	5,165	5,440	$45.45
95-gallon wheeled cart with hinged lid	15,639	3,179	$64.48
Item: Yard Trimmings/Food Scraps			
35-gallon wheeled cart with hinged lid	5,087	524	$40.87
65-gallon wheeled cart with hinged lid	2,756	4,690	$45.45
95-gallon wheeled cart with hinged lid	14,287	3,710	$64.48
Item: Stable Bedding and Manure			
35-gallon wheeled cart with hinged lid		0	$40.87
65-gallon wheeled cart with hinged lid		38	$45.45
95-gallon wheeled cart with hinged lid		116	$64.48

MSW Containers for Commercial and Multi-Family Customers	Quantity Lake Forest	Quantity Laguna Hills	Unit Price
35-gallon wheeled cart with hinged lid	4	4	$40.87
65-gallon wheeled cart with hinged lid	158	16	$45.45
95-gallon wheeled cart with hinged lid	8	35	$64.48
1-cubic yard bin			
1.5-cubic yard bin			
2-cubic yard bin	62	26	$853.84
Split 2-cubic yard bin*	3		$922.15
3-cubic yard bin	1029	425	$948.48
Split 3-cubic yard bin*	156		$1,024.36
4-cubic yard bin	261	95	$1,043.12
Split 4-cubic yard bin*			
6-cubic yard bin	6		$1,232.40
Split 6 cubic yard bin*			
10-cubic yard roll-off			
20-cubic yard roll-off			
30-cubic yard roll-off			
40-cubic yard roll-off			

*Report number of split bins *only* in the MSW table to avoid double counting.

Recycling Containers for Commercial and Multi-Family Customers	Quantity: Lake Forest	Quantity: Laguna Hills	Unit Price
35-gallon wheeled cart with hinged lid	10	5	$40.87
65-gallon wheeled cart with hinged lid	14	13	$45.45
95-gallon wheeled cart with hinged lid	15	30	$64.48
1-cubic yard bin			$0.00
2-cubic yard bin	103	19	$853.84
3-cubic yard bin	767	213	$948.48
4-cubic yard bin	111	30	$1,043.12
6-cubic yard bin			$1,232.40
10-cubic yard roll-off			$1,024.36
20-cubic yard roll-off			$1,043.12
30-cubic yard roll-off			$0.00
40-cubic yard roll-off			$1,232.40

Food Scraps Containers for Commercial and Multi-Family Customers	Quantity: Lake Forest	Quantity: Laguna Hills	Unit Price
35-gallon wheeled cart with hinged lid	336	1	$40.87
65-gallon wheeled cart with hinged lid	226	74	$45.45
2-cubic yard bin	43	13	$853.84

Co-Collected Food Scraps and Yard Trimmings Containers for Commercial and Multi- Family Customers	Quantity: Lake Forest	Quantity: Laguna Hills	Unit Price
35-gallon wheeled cart with hinged lid	7	0	$40.87
65-gallon wheeled cart with hinged lid	5	1	$45.45
2-cubic yard bin	1	0	$853.84

Yard Trimmings Containers for Commercial and Multi-Family Customers	Quantity: Lake Forest	Quantity: Laguna Hills	Unit Price
35-gallon wheeled cart with hinged lid	34	0	$40.87
65-gallon wheeled cart with hinged lid	23	7	$45.45
2-cubic yard bin	4	1	$853.84

Compactors and Roll-Off Boxes	Quantity: Lake Forest	Quantity: Laguna Hills	Unit Price
2-cubic yard compactors		2	$15k-$25k
3-cubic yard compactors		1	$15k-$25k
4-cubic yard compactors			
6-cubic yard compactors			
10-yard compactors			
20-yard compactors			
30-yard compactors	2		$25k-$35k
Other compactors (indicate size)	19 (40 yard)	3 (40 yard)	$25k-$35k
10-yard roll-off boxes	5	5	$5,500.00
20-yard roll-off boxes			
25-yard roll-off boxes			
30-yard roll-off boxes	5	2	$7,800.00
40-yard roll-off boxes	20	10	$8,600.00
Other			

This Proposal Form 12 will become Attachment E-2 to the final Agreement.

The team of professionals at CR&R is ready to serve the Cities of Lake Forest and Laguna Hills. We offer the benefit of our extensive experience and the outstanding compliance results achieved in each City. Our team is well-versed in the unique service and safety needs of the Lake Forest and Laguna Hills communities. We also have seen firsthand the City's commitment to leadership in ensuring exceptional services, state regulatory compliance, and continuous improvement to benefit the residents and business community. As noted in the City of Lake Forest's 2023 Community Survey, among the services provided by the Public Works Department, garbage collection ranked 95% as the most important service.

We recognize the importance of building upon the existing services and taking them to the next level with the expansion of technology, introduction of electric vehicles, and engaging residents and businesses to impact overall quality of program participation through a shift in sorting behavior, ultimately leading to a reduction in contamination to support City and State goals. From a review of the Lake Forest community survey and our experience serving both cities, it's evident we have more work to do, and our team is ready for the challenge.

From CR&R's Sustainability Team to the members of our Operations and Implementation team, CR&R is committed to serving the Cities of Lake Forest and Laguna Hills. We understand the complexities of service delivery, and the importance of our number one priority - safety - for all employees, residents, and community members. Our team members have exceptional experience from roll-out to contract administration, billing set-up, to content generation. We are ready to continue our partnership, and CR&R is ready to continue service in both Cities.

Over the past 60 years, CR&R has implemented numerous refuse, recycling, and organics management programs. CR&R has successfully transitioned services in sixteen (16) municipalities over the last ten (10) years. In each City, we completed a comprehensive implementation process, with a focus on communication with municipal staff, community engagement and developed robust outreach and education programs. These efforts, along with the support of our experienced team and the benefit of our expansive infrastructure, have resulted in a seamless, proven process.

Implementation Chart with Weekly Plan

Included in the Appendix is an overview of the comprehensive week-by-week implementation timeline starting with the award of the contract and continuing through 90 days after the commencement of services. A detailed narrative description of this timeline is provided on the pages that follow the timeline.

Status Meetings with the City

CR&R proposes to begin implementation meetings with City staff as soon as City Council approves the new Franchise Agreement. Initial meetings would include CR&R's Regional Vice President, City Liaison, Senior Sustainability Manager, City Sustainability Coordinators, and Operations staff. Together we will review the developed informational material, the anticipated delivery schedules, as well as any concerns that may be anticipated for the start-up.

Proposed Meeting Frequency

We propose bi-weekly meetings with City staff starting immediately upon award of the new Franchise Agreement. Three months prior to commencement, we propose increasing the meeting frequency to weekly. CR&R proposes continuing weekly meetings for the first three months of the new contract, then bi-weekly meetings until the City is comfortable with transitioning to the standard monthly meetings.

Public Information and Consumer Education

CR&R has many valuable years of experience in designing, implementing, and administrating highly effective public outreach campaigns that encourage community members to learn about reducing waste and preserving natural resources. As a company dedicated to promoting recycling, CR&R understands that public education and outreach plays an important part in the process of any solid waste management program to continually inform segments of the community about recycling programs and changes in legislation.

Through our public outreach, we provide residents, businesses, and community stakeholders with specific recycling programs and activities that serve to inform and encourage participation in source separated recycling programs to support SB 1383 program compliance. CalRecycle staff continually monitors and tracks City program progress year over year to evaluate effectiveness and if enhancements are needed to increase participation. CR&R stands ready to be your resource and ally in developing solutions that are business-friendly and effective.

CR&R has more than a decade of experience with an in-house team of more than 20 Sustainability Coordinators who engage and inform customers of the programs and services available to them. We found that with appropriate staffing and in person customer contact obstacles to implementing recycling programs can be eliminated and goals met.

Materials such as custom newsletters, inserts, print advertisement, and visual materials (signs, posters, charts, and pictures) will serve to carry specific messages and images that will help deliver the overall messaging for community-wide sustainability. Outreach materials are tailored for specific target audiences such as residential, commercial, and multifamily. Additionally, the dedicated Sustainability Team will provide supplemental training materials during individual customer program implementation.

CR&R recognizes the critical importance of communication with the public throughout this transition process and to support continued participation and engagement in recycling and organics programs. Customers will need information about CR&R's service delivery as well as education about new programs. CR&R will fully comply with all requirements described in Attachment B Scope of Work, including the following:

- Conducting ongoing public outreach to familiarize customers with the benefits of Diversion
    - Providing data on Diversion activities to the city
    - Explaining services and programs available to customers
    - Publicizing materials to be collected for diversion.
    - Program monitoring and field surveys to evaluate contamination and participation.
    - How-to videos to supplement print and social media
    - Distribution of pails to promote organics collection, public education, and provide a tool to engage participation.
- Providing professionally designed and produced public outreach materials.
    - Developing attractive, easy to read, and well-designed content
    - Submitting all content to the City for review and approval a minimum of thirty (30) days prior to printing/production, or within requirements specified.
- Providing an annual presentation to the City Council regarding programs, services, and diversion matters

- Developing effective Residential Public Education and Outreach Materials
    - Creating and updating an Annual Residential Recycling Guide as described in Section 5.4.1 of the Scope of Work
    - Preparing and distributing Semi-Annual Residential Special Programs Notifications as described in Section 5.4.2 of the Scope of Work
    - Producing a How-To Video for the Residential Program as described in Section 5.4.3 of the Scope of Work
    - Conducting Residential Outreach regarding the implementation of new routing as described in Section 5.4.4 of the Scope of Work
- Preparing City News Articles
- Conducting HOA and Property Manager Outreach
    - Completing the notice process as described in Section 5.6 of the Scope of Work
    - Meeting with every property manager of Multi-Family Premises at least twice each year and attending Multi-Family related community meetings as described in Section 5.6 of the Scope of Work
- Preparing an annual brochure for Multi-Family Commercial, HOA's and Gated Communities regarding Yard Trimmings as described in Section 5.7 of the Scope of Work
- Preparing an annual brochure for Commercial and Business establishments regarding services, rates, diversion programs, the Bin Sensor Program, and other topics as described in Section 5.8 of the Scope of Work
- Preparing an annual brochure for Commercial and Business establishments regarding SB 1383 as described in Section 5.9 of the Scope of Work
- Developing an AB 827 Food Scraps brochure and associated training materials to assist food-serving Commercial and Business Establishments as described in Section 5.10 of the Scope of Work
- Developing an SB 1383 Commercial Restaurants Food Scrap Brochure, Training Materials and Signage as described in Section 5.11 of the Scope of Work
- Providing Diversion Program brochures, signs, table tents and information sheets for the high number of seasonal renters as described in Section 5.12 of the Scope of Work
- Developing an Edible Food donation brochure outlining the SB 1383 and other requirements for Tier 1 and Tier 2 generators as described in Section 5.13 of the Scope of Work

- Developing special events brochures, training materials and signage as described in Section 5.14 of the Scope of Work
- Producing a how-to video to education Businesses and Commercial Establishments, and using the footage to create two (2) commercials to promote the video as described in Section 5.15 of the Scope of Work
- Producing Social Media posts to promote the City's Diversion Programs as described in Section 5.16 of the Scope of Work
- Developing bin sensor brochures and training materials for Business and Commercial Establishments and Multi-Family Commercial customers as described in Section 5.17 of the Scope of Work
- Completing additional outreach and education activities described in Sections 5.18-5.23 of the Scope of Work, including the provision of a classroom education curriculum, the development of a Corrective Action Notice, cooperating in the joint-jurisdiction public education campaigns conducted by the City, developing and maintaining a website, attending seminars, workshops, presentations, and meetings, and creating and maintaining non-bill mailing lists.

AUTOMATED CARTS

CR&R is proposing new carts for the collection of solid waste, recyclables, green waste, and organics as required in the RFP and as described in Form 12. Carts will be uniform in appearance using the specified color for each waste stream consisting of black for refuse, blue for recycling, and green for green waste and organics. These containers are stackable, which allows for an efficient delivery process, and they are similar to the containers currently utilized by the City. CR&R has an excellent, long-standing relationship with automated cart manufacturers. The carts will be ordered upon award of contract, and CR&R will work diligently to have any required carts ready for distribution to customers as early as three months prior to the start of the new services. As the incumbent, it is our intent to complete any necessary cart deliveries incrementally, finishing well before the start of the new contract. CR&R will coordinate with the Cities all necessary aspects to ensure a smooth and seamless transition.

Survey of Residential Customers

CR&R will survey Residential Customers to determine the size of the cart they prefer for each material prior to the distribution of carts. Once CR&R confirms the anticipated delivery date of the carts, the timing of the two-part postcard or mailer will be confirmed. Customers will be asked to mail back the postcard portion of the mailer, or use an online survey program, to indicate their

choice of carts and any additional carts. CR&R will complete this process as described in Section 1.4.1.1 of the Scope of Work.

Charges for Extra Residential Carts and Non-Containerization

In conjunction with the residential survey, CR&R will provide direct mail a targeted notice to all Single-Family Residential Premises with extra carts to allow for the opportunity to make any changes prior to commencement on July 1, 2025. Customers will have the option of having extra carts removed. CR&R will also notify Single Family Customers regarding the prohibition against non-containerization, notifying them that as of October 1, 2025, all customers are required to containerize all materials.

Bins

In addition to meeting the RFP's requirement for carts, CR&R is also proposing new bins. CR&R also has an excellent, long-standing relationship with bin manufacturers and will have bins ready for delivery prior to the implementation date. CR&R will also order Bin Sensors and initiate installation as early as 30 days prior to the start of the new contract. All required bin exchanges will occur prior to the start of the new contract.

Container Maintenance

CR&R's container maintenance program is managed by our shop and maintenance personnel daily. We do not subcontract our container maintenance to third party vendors. We also maintain daily inventories of each container size and color to be able to address our customers' needs.

Our container delivery personnel are required to notify management if any inventory category reaches a certain minimum level. This serves as a second layer of protection against shortages. If a customer requests an exchange of their container, it is performed on the next scheduled collection day. If the customer states that there is a safety issue with the container, then an emergency ticket is submitted, and the container is switched out within 24 hours.

Vehicles

CR&R is proposing the use of RNG-fueled collection vehicles as well as the deployment of lightweight and electric vehicles as required in the RFP and as noted in Form 9. All vehicles will be ordered immediately upon awarding the contract. Beginning four-to-six weeks prior to the commencement of the new contract, the vehicles will be painted and licensed.

Electric Vehicle Charging Stations

CR&R plans to install an EV charging station at our facility in Stanton and used for overnight charging. The process of permitting and installing the Stanton EV charging station is currently in process.

Residential Curbside Collection

CR&R proposes a three-cart collection program, including a refuse cart for materials that can only be sent to the landfill, a recyclables cart for commingled recyclable materials, and an organics cart for commingled yard trimmings, food waste, and manure/stable bedding.

Additional Services

CR&R will provide the following additional components as part of the Residential service program, in full compliance with the requirements described in the Agreement and Scope of Work:

- In-Home Kitchen Pails
- Bulky Item Collection
- Special Events Collection
- Holiday Greenery Collection and Recycling
- Household Hazardous Waste Collection
- Household Hazardous Waste Drop Off
- Bulky Item Drop Off
- Sharps Mail-in Service
- Composting Workshops
- Compost Giveaway Events

Commercial and Multifamily Collection

CR&R will provide bin collection services including refuse, source separated recyclables, green waste, and organic waste. We will also offer Internal Organics Collection Containers to commercial organics customers at cost and offer In-Home Kitchen Pails to multifamily customers at no additional charge.

Split Bin Recycling Program

Some commercial and multifamily customers have barriers to participating in recycling programs due to space constraints. To address these concerns, CR&R has split bins available and in use in both cities of Lake Forest and Laguna Hills for commercial and multifamily customers with commercial bin service. The split bin utilizes either a 3-yard or 4-yard bin which is partitioned down the middle providing collection of trash on one side and recycling on the other. Customers have the option to lock one or both sides of the bin. The special lid on the recycle side of the bin minimizes contamination and encourages participants to break down items, such as cardboard, before tossing them in the recycle side of the bin. The special lid also deters scavenging from occurring. The split bin is ideal for properties with space constraints. CR&R will continue to offer this option to multi-family and commercial customers to ensure appropriate capacity for the recycling program within the collection space available.

100% post-consumer recycled content

Additional Services

CR&R will provide the following additional components as part of the Commercial and Multifamily service program, in full compliance with the requirements described in the Agreement:

- Roll-Off Box and Compactor Collection
- Temporary Bin Service
- Exclusive C&D Services for Lake Forest
- Bin Push-Out Service or Scout Services
- Locking Bins
- Bin Sensors

Customer Service

CR&R's tremendous service transition experience gives our team essential expertise in managing customer growth that comes with the award of a new franchise agreement. Using our continual call volume monitoring, call volumes are used to project staffing for both steady state and transition periods.

Training and preparing existing and any newly hired staff will occur to ensure a comprehensive knowledge of the new contract services. As a result of these activities, our Customer Service Representatives (CSR's) will be well prepared to handle customer calls during the transition and throughout the term of the franchise.

Training will include extensive involvement by Operational staff, who will be overseeing cart and bin exchanges, and implementing the routing transition. Any updates in routing details will also be incorporated into the training and setup in the Customer Relationship Management (CRM) system prior to service initiation date for the Cities of Lake Forest and Laguna Hills. As a result of these activities, our CSR's will be well prepared to handle customer calls during service initiation and throughout the term of the agreement.

These resources are in addition to the increase in permanent staff that is planned for handling the steady state of call inquiries that are anticipated as a regular course of business.

Billing System Implementation

CR&R has extensive experience integrating customer information into its computer database and will be able to do so seamlessly for the Cities of Lake Forest and Laguna Hills. CR&R will meet all timeline requirements for the data request, data analysis and reporting as specified in the Scope of Work. CR&R will also fully comply with the preparation and distribution of the 1st and 2nd Direct Mail pieces to both Single Family Dwellings and Multi-Plex Property Owners and Residents related to direct billing, as described in Sections 1.1 and 1.2 of the Scope of Work. In addition, CR&R will complete the Social Media and Website Page postings as described in the Scope of Work.

CR&R will meet all requirements for Residential, Commercial, Multi-Family and Roll-Off Billing as described in Section 1.1 of the Scope of Work. This includes the requirements for audits, the maintaining of billing records, access to records by the City and the process for billing shared containers.

Routing Implementation

CR&R has a routing system complete with the following structure to ensure that our drivers are monitored and remain on route throughout the day.

- Automated and paper routes with designated start times and end times along with tracking of each stop and the service time.
- CR&R will develop a target completion time for each route and hold the driver accountable. This will ensure that we can meet the City's service window as outlined in the collection agreement and/or ordinance.

Route Managers will meet each morning with their designated drivers to hold a tailgate safety meeting and to discuss any special route requirements for the day.

- Route Managers will be available throughout the day to supervise the routes to ensure compliance with the collection time window and take care of any customer issues that occur throughout the day.

- At the completion of the workday, all routes are turned into our Industrial Engineering Department where they are uploaded into the computer system and a daily routing report is generated.

- The following day, the route managers review the report and discuss any inconsistencies with the appropriate driver.

- At the end of the month, a monthly report is prepared to review the percentage (%) of service delivery for each route to ensure that the company is meeting our internal goal of 95%.

SAFETY PROGRAM IMPLEMENTATION

CR&R understands the unique safety needs of Lake Forest and Laguna Hills. CR&R strives to provide a culture of safety in all aspects of our operations. CR&R is especially proud of its safety record and works daily to ensure that our employees make the right decision in every element of their job. We recognize that safety is everyone's responsibility. It starts at the top with our Executive Team which sets the expectation and culture that nothing is more important than safety and reinforces this commitment by hosting a monthly safety review with the executive staff, senior managers, operation managers and route managers in attendance.

We recognize that our most important and valuable asset is our people. For them to be successful, our Senior Management Team continues to provide its leadership and guidance when it comes to Health and Safety. The Safety Director has provided all departments with a framework that details the safe way each employee is to conduct their responsibilities and is encouraged to speak up if conditions interfere with the safe way. CR&R believes that State and Federal (e.g., OSHA and DOT) regulations represent the minimum standard, and actively solicits input from its employees on how to minimize risk and maximize employee safety.

Driver Safety Training

All CR&R drivers are placed through a thorough Safety Training Program beginning with our comprehensive Driver Training and Orientation Program. The following is a brief and condensed outline of our Safety Training Program.

Training Goals

- Ensure compliance of required training as directed by 49CFR regulations
- Ensure compliance of required training as directed by Federal and California OSHA regulations
- Ensure all requirements of Section 8.05.E are fully addressed, including but not limited to the following:
  - Pedestrian safety and driving while other vehicles are present
  - School safety
  - Hazardous Waste handling and identifiication
  - On-board fires and fires in all types of containers
  - Protocols for handling leaks and spills
  - Dangers of all types of impaired driving
  - Dangers of distracted driving
- Ensure drivers receive required information on company policies and benefits
- Ensure drivers receive as understanding of their vehicles, preventive maintenance responsibilities, and an ability to detect when problems arise with their vehicles
- Ensure drivers receive an understanding of their responsibilities for best safe practices when operating a vehicle and performing their job duties
- Ensure drivers receive an understanding of safety rules and procedures at disposal facilities
- Perform reviews of all drivers periodically and as needed to ensure company standards are being met

Employee Safety Training

- All new CR&R employees will undergo a training and orientation program and verify that they have received the proper training
- Current employees will undergo training as needed based on performance and incidents

Safety Training Coordinator Responsibilities

- Implement and update training program as required and ensure all requirements of Section 8.05.E of the agreement are fully addressed
- Perform required training and verify understanding of material presented
- Perform periodic evaluations of all drivers to ensure standards are met and recommend to the appropriate manager any follow up training required
- Perform as needed evaluations on drivers deemed at risk

Management Responsibilities

- Provide support and guidance as needed
- Review program and ensure driver compliance
- All work will be performed in accordance with the highest safety standards as outlined in our Safety Training curriculum

SUSTAINABILITY TEAM

When it comes to sustainability program implementation, CR&R knows that a **"Boots on the Ground"** approach is required. As such, dedicated Sustainability Specialists are a vital tool for our strategy to achieve compliance with CalRecycle requirements and maximize program participation, reduce contamination, and increase diversion rates. The success of any implementation plan begins and ends with the professionals who are responsible for making it happen.

CR&R will dedicate two Sustainability Specialists to the City of Lake Forest and one Sustainability Specialist to Laguna Hills. Additionally, CR&R is proud to state the inclusion of an additional full-time dedicated Sustainability Specialist to assist contract deliverables and customer communication and outreach for the first two (2) years of contract implementation. With CR&R's current team already in place serving both cities, CR&R is able to begin critical transition and implementation activities such as field surveys and multi-family enclosure surveys prior to the start of the agreement.

The Sustainability Specialists will be responsible for all aspects of diversion program implementation. They will conduct Residential outreach and education and Multi-Family and Commercial site visits. CR&R will fully comply with all Diversion Program outreach and education, compliance and reporting requirements as described in the Franchise Agreement and Scope of Work.

CR&R hosts the largest team of Sustainability Specialists in Orange County. Our highly trained experts are qualified with degrees in Environmental Sciences or the equivalent. Our Sustainability Specialists are known as "The Face of a Greener Generation" and are shown above with CR&R's Green Fleet.

Recognizing the vital importance of our sustainability team, CR&R continually reviews the recruitment process, training, and development of all sustainability team members to ensure we have highly qualified coordinators and a path for career development and progression.

The following are examples of materials developed by the CR&R Sustainability Team. All materials developed for Lake Forest and Laguna Hills will be customized for each respective City and compliant with the requirements of the Franchise Agreement and Scope of Work.

23APR-85-R-BE-FT

CITY OF LAGUNA HILLS

Bulky Items Drop-Off Event

May 6, 2023

8:00 AM to 12:00 PM

EVENT IS FOR LAGUNA HILLS RESIDENTS ONLY

ITEMS ACCEPTED:

FURNITURE: sofa beds, couches, tables, chairs, mattresses, box springs, pa furniture, etc.

LARGE APPLIANCES: washing machines, dryers, refrigerators, stoves, wa heaters, dishwashers, air conditioners, etc.

E-WASTE: televisions, computers/laptops, microwaves, printers, copiers, machines.

Items should not exceed 12 feet in length

ITEMS NOT ACCEPTED:

Vehicle Batteries • Drums • Construction Materials • Concrete Rock • Dirt • Liquids • Oil • Chemicals • Camper Shells Tree Stumps • Car Bodies • Asphalt • Engine Blocks • Tires • Paint Business Waste • Aerosols • Propane Tanks • Landscape Material

NO HAZARDOUS MATERIALS or liquids of any kind will be accepted

CR&R Environmental Services and the City of Laguna Hills will staff a provide large containers at Laguna Hills High School on the above list date and time. Residents of the city may bring items that cannot be pick up on regular collection days. Bulky items intended for donation will not accepted.

Location:
Laguna Hills H
Staff Parking L
25401 Paseo d
Laguna Hills,

*Entrance is loc off Paseo de V

CR&R INCORPORATED environmental services

100% post-consumer recycled content

What Materials Can I Place In The Organics Cart?

YARD
- Grass Clippings
- Leaves
- Weeds
- Prunings
- Flowers
- Wood Scraps/Chips

KITCHEN
- Fruit
- Bread
- Fish
- Meat
- Vegetables
- Dairy
- Coffee + Filter
- Compostable Bags
- Food Soiled Paper

NO
- Pet Waste
- Palm Fronds
- Plastic
- Glass
- Metal

Frequently Asked Questions

How do I collect food scraps from my kitchen?
The easiest way to collect your food scraps is with a countertop container. You can use a small pail with a lid, paper bag, or a bowl. Add food scraps as you prepare meals and when full, empty it in your green organics cart.

Can I put meat, fish, and spoiled food in my green organic
Yes. These items a
your green organi

Can I put crustac in my green orga
No. These items sh
your landfill cart.

Where can I find the residential Or
Please visit the City
information about
www.lakeforestca.

24JAN-70-R-OG-BK

Tips For Using Your Organics Cart
- Place yard trimmings, such as leaves or grass clippings, at the
- Alternate layering of food scraps and yard trimmings will hel
- Keep your organics cart dry and out of direct sunlight to red
- Compostable bags are optional and available at local reta
  Other types of bags are not accepted.

Preventing Odor From Your Organic
- Keep your food scraps in the freezer or re
- Sprinkle baking soda in your organics car
- Place a layer of yard materials, cardboa
  at the bottom of your organics cart befo

Holiday Schedule:
New Year's Day
If the holiday falls on a
collection day with no
collection for the rema
If Independence Day
Thursday, your pickup

Christmas Tree & Holiday Greenery Collection

Will begin on **December 26** for a two week period through **January 8, 2024**

CR&R INCORPORATED
environmental services
the face of a greener generation

12/2023

CHRISTMAS TREE and HOLIDAY GREENERY COLLECTION

DECEMBER 26 2023 *THRU* **JANUARY 8 2024**

HOW THE PROGRAM WORKS
- *Remove all ornaments, tinsel, lights and stand.*
- *"Flocked" trees are accepted however, not compostable.*
- *Cut your tree in half if it is over 6 feet tall.*
- *Place your tree in your organics cart, bottom first and upright. Or, you may place it next to your waste and recycling carts on your collection day.*
- *CR&R will also provide a Christmas tree drop-off site in the parking lot of the Lake Forest Sports Park. We will be there from 8 am to 2 pm on 12/30/2023 and 1/6/2024 to collect your trees.*
- *Residents who miss the tree collection period or drop-off can use their bulky item service.*

crrinc.com
www.lakeforestca.gov
949.625.6735

CR&R INCORPORATED environmental services
100% post-consumer recycled content

CR&R INCORPORATED
environmental services

April 15, 2020

Niguel Clubhouse LLC
31271 Niguel Rd.
Laguna Niguel, CA

Re: Food Waste Recycling (AB 1826)

Dear Howard,

Assembly Bill 1826 requires all businesses in the State of California that generate 4 or more yards of waste per week to recycle organics. The City of Laguna Niguel is looking to businesses such as yours to divert as much waste as possible from your site located at *31271 Niguel Rd. Laguna Niguel, CA 92677*. Please review the table below for recommended updates and compliance with AB 1826.

Regular Service: account # - 45905

Enclosure	Bin Quantity	Bin Size	Bin Type	Service Days	Yards/Week	Cost/Month
1, 3	2	3 yard	Trash	4	24	$691.68
4	1	3 yard	Trash	5	15	$1,657.69
2	1	3 yard	Trash	3	9	$310.57
1, 4	2	3 yard	Recycle	3	18	$310.86
3	1	3 yard	Recycle	2	6	$115.05
2	1	2 yard	Green Waste	1	2	$42.94
1	1	95 gal.	Green Waste	1	0.5	$14.41
	Total				74.5	$2,048.05

Proposed Service: addition of 2-yd Food Waste bin (decrease of $37.74 per month)

Enclosure	Bin Quantity	Bin Size	Bin Type	Service Days	Yards/Week	Cost/Month
1, 3, 4	3	3 yard	Trash	4	36	$1,173.54
2	1	3 yard	Trash	3	9	$310.57
1, 4	2	3 yard	Recycle	3	18	$310.86
3	1	3 yard	Recycle	2	6	$115.05
2	1	2 yard	Green Waste	1	2	$42.94
1	1	95 gal.	Green Waste	1	0.5	$14.41
4	1	2 yard	Food Waste	2	2	$42.94
	Total				73.5	$2,010.31

SURVEY

CR&R REP: _____
OFFICE PHONE: _____
CELL PHONE: _____
EMAIL ADDRESS: _____
DATE: _____

☐ Organic Food Waste
☐ Organic Green Waste
☐ Explain: _____

MORe – Mandatory Commercial Organics Recycling
☐ Compliant
☐ Noncompliant
☐ MORe container not being used.
☐ Incorrect material inside container.
☐ Trash
☐ Recyclable Material
☐ Contaminated Material
☐ Explain: _____

Trash Container
☐ Compliant
☐ Noncompliant
☐ Incorrect material inside container.
☐ Recyclable Material
☐ Organics Material
☐ Hazardous Waste
☐ Other Material
☐ Explain: _____

☐ Please call us to help you be compliant with your trash and recycling service

This Proposal Form 13 will become Attachment C to the final Agreement.

CR&R INCORPORATED environmental services
100% post-consumer recycled content

CR&R Anaerobic Digestion Facility

Location: 1706 Goetz Road, Perris CA

SWIS: 33-AA-0239

Facility Manager and Contact: Michael Silva, michaels@crrmail.com, 714-883-3777

Processing Equipment: High Solid Anaerobic Digestor

Permitted Capacity: 500 tons per day

Capacity Guarantee: Guaranteed by CR&R

Tonnage Reserved for the Cities: Unlimited

Materials to be Processed: Yard Trimmings, Food Scraps, and Co-Collected Yard Trimmings/Food Scraps

Compostable Plastic: Accepted; Percentage of Feedstock not limited. Material is not treated as residual.

Food-Soiled Paper: Accepted; Percentage of Feedstock not limited. Material is not treated as residual.

Plastic Bags: Plastic bags are not acceptable however CR&R understands customer desire the continued use of compostable bags and will allow the continued acceptance of compostable bags as stated in Section 7.04.4 of the franchise agreement.

Capacity

CR&R's AD Facility is permitted to process 500 tons per day of organic materials. Capacity is used for cities CR&R serves, and there is sufficient permitted capacity to accommodate the tons from Lake Forst and Laguna Hills.

CR&R confirms that the minimum capacity required to be reserved for the Cities pursuant to Agreement Section 7.01 is reserved for the Cities beginning July 1, 2025 and continuing through the entire 8-year term of the Agreement, plus the potential two 1-year extensions.

Digestate

Residual digestate is used as organic soil amendment. Tests are conducted according to regulation and meet all requirements. Test Methods for the Examination of Composting and compost (TMECC) have been completed, showing levels of pesticides, herbicides, carbon-to-nitrogen (C:N) ratio, organic matter content, salinity total nitrogen, total phosphorus, stability, phytotoxicity, pH, maturing, boron, chloride, sodium, particle sizes, heavy metal concentrations, and pathogen concentrations. The test summary is provided at the end of this Form 14.

Public Funding and Incentives

CR&R utilized grant funding to offset some of the cost of the anaerobic digestion facility, however the majority of the cost was funded by the company. Additionally, the use of state and federal incentives for renewable natural gas generated by the facility helps to further offset operational and maintenance costs. The rates proposed by CR&R reflect the best possible value for this premium service. The figure on the right provides an overview of the types of incentives associated with the CR&R Anaerobic Digestion Facility.

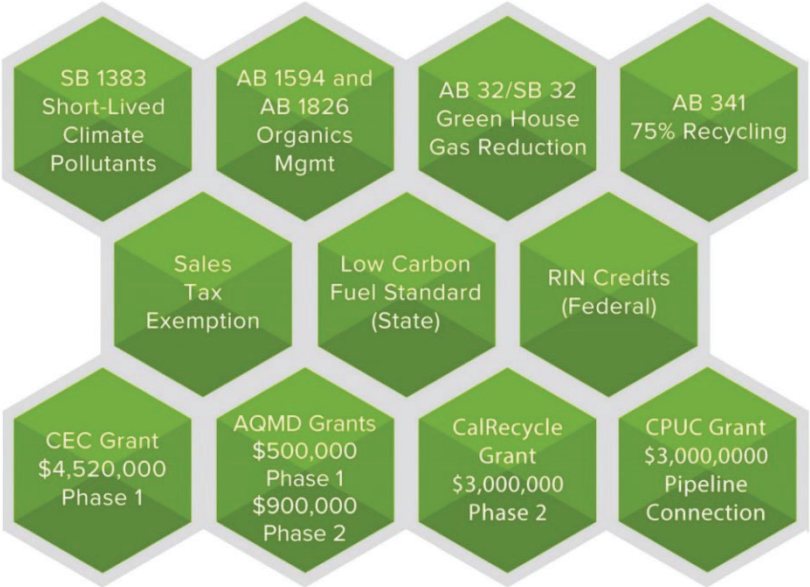

Flow Diagram

The following diagram shows the flow of organic materials into the digestor, the byproducts including liquid and solid digestate and biomethane, how byproducts are handled and processed.

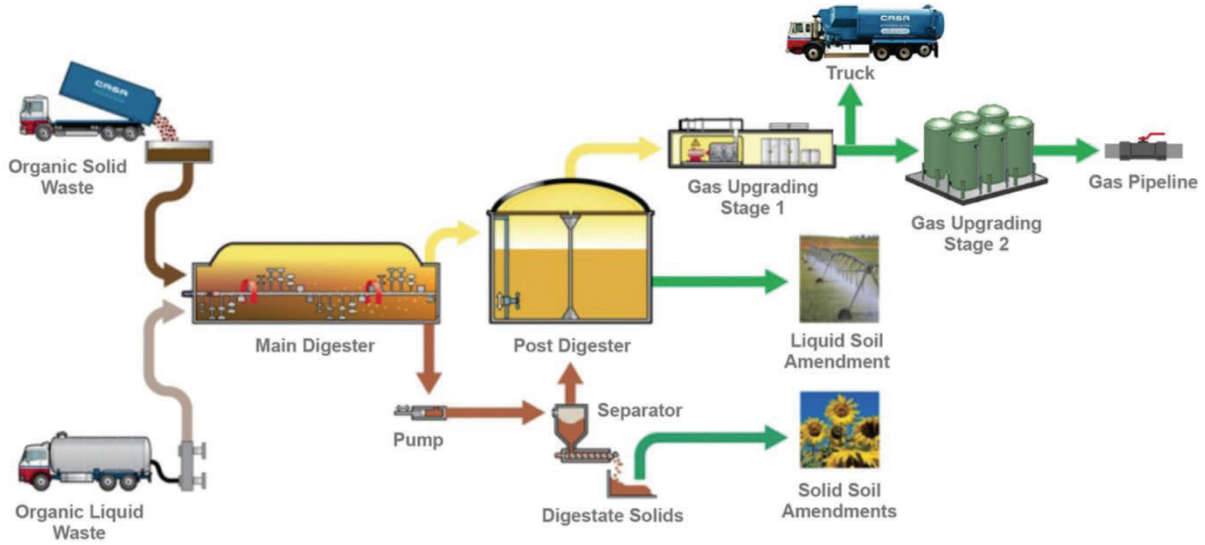

Carbon Intensity

The benefits of using the RNG generated through the CR&R Anaerobic Digestion Facility are numerous. CR&R's RNG emits significantly less greenhouse gas of any other available fueling option listed below, including electricity.

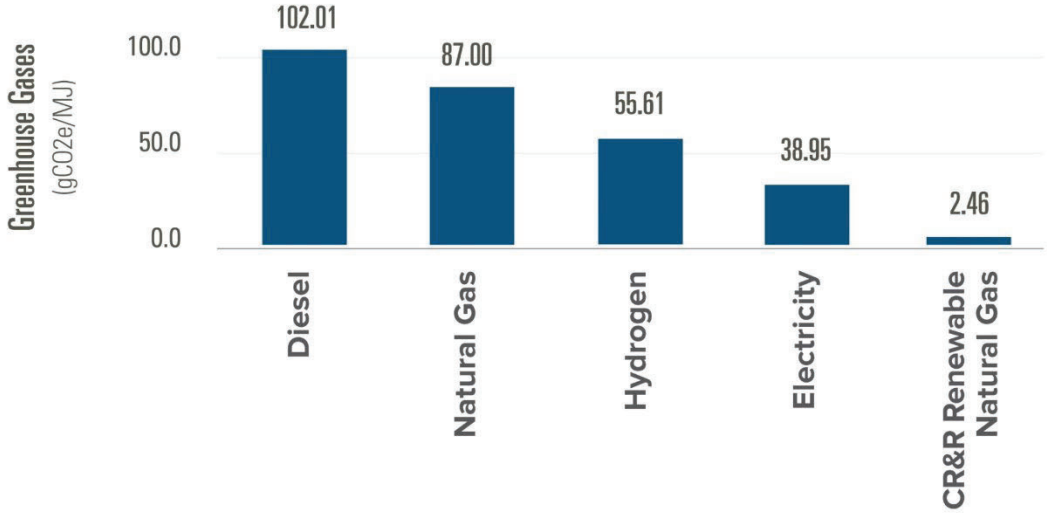

Source: California Air Resources Board Low Carbon Fuel Standard Program Q2 2020 Data (1: Lookup table CI values; 2: Average CI values for prior 12 months; 3: CARB certified CI value); CI values EER adjusted for HD truck applications.

Cost per ton to transport materials from last stop on route to transfer station (if using transfer station):	$3.56
Cost per ton to transport materials from last stop on route to AD facility (if direct hauling from route to facility):	N/A
Cost per ton to transport materials from transfer station to AD facility (if using transfer station):	$7.25
Provide the cost per ton for processing of Yard Trimmings and/or Food Scraps at the AD facility:	$118.15
Identify final products generated from proposed facility (RNG, compost):	RNG, Compost
Identify range of revenue streams, per ton or per cubic yard, for final products:	$20-$30

CR&R confirms that the Cities, their agents and representatives shall be granted access to the facility as required by Sections 7.10, 11.04 and Attachment N of the Agreement to observe operations and to observe and participate in characterizations required to be conducted by Contractor pursuant to Section 11.07 of the Agreement.

This Proposal Form 14 will become Attachment R to the Contract.

ANALYTICAL CHEMISTS
and
BACTERIOLOGISTS
Approved by State of California

SOIL CONTROL LAB

42 HANGAR WAY
WATSONVILLE
CALIFORNIA
95076
USA

TEL: 831-724-5422
FAX: 831-724-3188
www.controllabs.com

Account #: 4010370-1/1-9496
Group: Jan24C #45
Reporting Date: January 31, 2024

CR&R Environmental Services
1706 Goetz Road
Perris, CA 92570
Attn: Eddie Espinoza

Date Received: 19 Jan. 24
Sample Identification: GRS Solids January
Sample ID #: 4010370 - 1/1

Nutrients	Dry wt.	As Rcvd.	units
Total Nitrogen:	1.5	0.83	%
Ammonia (NH_4-N):	240	140	mg/kg
Nitrate (NO_3-N):	14	7.8	mg/kg
Org. Nitrogen (Org.-N):	1.5	0.82	%
Phosphorus (as P_2O_5):	0.60	0.34	%
Phosphorus (P):	2600	1500	mg/kg
Potassium (as K_2O):	1.2	0.70	%
Potassium (K):	10000	5800	mg/kg
Calcium (Ca):	2.5	1.4	%
Magnesium (Mg):	0.47	0.27	%
Sulfate (SO_4-S):	140	76	mg/kg
Boron (Total B):	48	27	mg/kg
Moisture:	0	44.0	%
Sodium (Na):	0.21	0.12	%
Chloride (Cl):	0.33	0.19	%
pH Value:	NA	8.63	unit
Bulk Density:	21	38	lb/cu ft
Carbonates ($CaCO_3$):	44	25	lb/ton
Conductivity (EC5):	3.6	NA	mmhos/cm
Organic Matter:	46.7	26.1	%
Organic Carbon:	24.0	13.0	%
Ash:	53.3	29.8	%
C/N Ratio	16	16	ratio
AgIndex	6	6	ratio

Stability Indicator:	
CO2 Evolution	Respirometery
mg CO_2-C/g OM/day	2.2
mg CO_2-C/g TS/day	1.0
Stability Rating	*stable*

Maturity Indicator: Cucumber Bioassay	
Compost:Vermiculite (v:v)	1:2
Emergence (%)	100
Seedling Vigor (%)	100
Description of Plants	*healthy*

Pathogens	Results	Units	Rating
Fecal Coliform	21	MPN/g	*pass*
Salmonella	< 3	MPN/4g	*pass*

Date Tested: 19 Jan. 24

Physical Contaminants**	% by dry wt
Total Plastic	0.28
Film Plastic	0.16
Glass	< 0.1
Metal	< 0.1
Sharps	ND
Total	< 0.5

Metals	Dry wt.	EPA Limit	units
Aluminum (Al):	5000	-	mg/kg
Arsenic (As):	2.4	41	mg/kg
Cadmium (Cd):	1.4	39	mg/kg
Chromium (Cr):	16	-	mg/kg
Cobalt (Co)	3.9	-	mg/kg
Copper (Cu):	84	1500	mg/kg
Iron (Fe):	10000	-	mg/kg
Lead (Pb):	15	300	mg/kg
Manganese (Mn):	210	-	mg/kg
Mercury (Hg):	< 1.0	17	mg/kg
Molybdenum (Mo):	2.6	75	mg/kg
Nickel (Ni):	8.7	420	mg/kg
Selenium (Se):	< 1.0	100	mg/kg
Zinc (Zn):	240	2800	mg/kg

Size Distribution	
MM	% by weight
> 50	0.0
25 to 50	0.0
16 to 25	0.0
9.5 to 16	4.5
6.3 to 9.5	7.5
4.0 to 6.3	12.2
2.0 to 4.0	18.3
< 2.0	57.6

**Greater than 4mm in size (Sharps greater than 2mm)

Analyst: Assaf Sadeh

*Sample was received and handled in accordance with TMECC procedures.

This page is intentionally left blank.

CR&R INCORPORATED environmental services

100% post-consumer recycled content

CR&R Western MRF

Location: 11292 Western Ave, Stanton, CA

SWIS: 30-AB-0013

Facility Manager: Michael Silva

michaels@crrmail.com, 714-883-3777

Capacity Guarantee: Guaranteed by CR&R

Processing Capacity Reserved for Cities: Unlimited

Total Permitted Tons: 1,800 Tons Per Day

Cost Per Ton of Processing: $115.44

Cost Per Ton for Transportation from the Cities: $6.61

Equipment Details: In the early 1980s, CR&R acquired an open-air transfer station in the City of Stanton, which provided the opportunity to establish a regional processing and recycling facility to manage material from surrounding areas. After significant research and development, including extensive studies of international best-in-class technologies, CR&R decided to build the first mixed solid waste processing facility in the United States. CR&R's Materials Recovery Facility (MRF) employs a network of machinery, processing lines, and other features that sort recyclables out of the waste stream to provide customers with cost-effective and efficient recycling programs.

The original facility was constructed in 1992 and has since been updated numerous times. The processing line equipment includes:

- Heil Trommel
- Mayfran Conveyors
- Loggeman Baler
- Keith Walking Floors in all bunkers
- Eriez overhead magnets and eddy current separators

CR&R confirms that the capacity is reserved for the Cities beginning July 1, 2025, and continuing through the entire 8-year term of the Agreement, plus the potential two 1-year extensions. The Cities, its agents and representatives shall be granted access to the facility as required by Sections 7.10, 11.04 and Attachment N of the Agreement to observe operations and to observe and participate in characterizations required to be conducted by Contractor pursuant to Section 11.07 of the Agreement.

This Proposal Form 15 will become Attachment O to the final Agreement.

CR&R Yuma Composting Facility

Location: 19536 South Avenue 1E, Yuma AZ

SWIS Number: N/A

Manager and Contact Information: Michael Silva, michaels@crrmail.com, 714-883-3777

Capacity Guarantee: Guaranteed by CR&R

Tonnage Reserved for the Cities: Unlimited

Materials to be Processed: Yard Trimmings, Food Waste, and Co-Collected Yard Trimmings/Food Scraps

Compostable Plastic: Accepted; Percentage of Feedstock not limited. Material is not treated as residual.

Food-Soiled Paper: Accepted; Percentage of Feedstock not limited, Material is not treated as residual.

Plastic Bags: Plastic bags are not acceptable however CR&R understands customer desire the continued use of compostable bags and will allow the continued acceptance of compostable bags as stated in Section 7.04.4 of the franchise agreement.

CR&R's Yuma Composting Facility will be used for yard trimmings, food scraps, and co-collected yard trimmings and food scraps. This facility accepts food-soiled paper and does not limit the percentage of incoming feedstock that can be food-soiled paper. CR&R's facility also accepts compostable plastics and does not limit the percentage of incoming feedstock that can be compostable plastic. The Yuma Composting Facility offers unlimited capacity, ensuring that all Lake Forest and Laguna Hills organics will be accepted through December 2025. CR&R intends to move all organic processing to our South County Campus in San Juan Capistrano beginning January 1, 2026. A description of this facility is provided in Section 3.6 of Form 3.

Cost per ton to transport materials from last stop on route to transfer station (if using transfer station):	$3.56
Cost per ton to transport materials from last stop on route to facility (if direct hauling from route to facility):	$3.56
Cost per ton to transport materials from transfer station to composting facility (if using transfer station):	N/A
Provide the cost per ton for processing of Yard Trimmings and/or Food Scraps at the facility:	$25.00
Identify final products generated from proposed facility (mulch, compost, wood chips, etc.):	Mulch, compost, wood chips
Identify range of revenue streams, per ton or per cubic yard, for final products:	$20-$30

This Proposal Form 16 will become Attachment P to the final Agreement.

This Form Not Used.

This Proposal Form 17 will become Attachment BB to the final Agreement.

CRT C&D MRF

Location: 11232 Knott Ave, Stanton, CA

SWIS: 30-AB-0462

Manager and Contact Information: Michael Silva, michaels@crrmail.com, 714-883-3777

Capacity Guarantee: Guaranteed by CR&R

Tonnage Reserved for Cities: 100%

Materials to be Processed: C&D Materials

Diversion Rate: 75-99%

Cost per Ton: $82.69

SOUTH ORANGE COUNTY C&D MRF

Location: 31643 Ortega Highway, San Juan Capistrano, CA

SWIS: 30-AB-0395

Manager and Contact Information: Michael Silva, michaels@crrmail.com, 714-883-3777

Capacity Guarantee: Guaranteed by CR&R

Tonnage Reserved for Cities: 100%

Materials to be Processed: C&D Materials

Diversion Rate: 75-99%

Cost per Ton: $82.69

CR&R is fully prepared and able to meet and exceed CalGreen's anticipated increased C&D diversion requirements at both facilities listed above.

This Proposal Form 18 will become Attachment Q to the final Agreement.

Neither CR&R, nor any person or entity directly or indirectly owning an interest in or having an affiliation with CR&R, nor any of CR&R's owners, officers, and key personnel identified in Form 5 of this Proposal have any past or pending criminal actions.

CR&R has one auto related civil action matter consisting of consolidated cases. The outcome of this civil pending litigation will not affect CR&R's ability to complete all requirements of this proposal and each City's draft agreement.

Case Name	Court or Government Agency	Case No.	Amount at Issue
Calimesa Fire – Civil Actions	Consolidated Cases in Riverside County Superior Court	RIC 1905395	Auto Incident related to load fire in the City of Calimesa-Auto and Excess Policy Limits. $50M consolidated amount at issue.
Maxwell et al. v. CR&R Incorporated, et al.		RIC 1905395	
Barragun, et al. v. CR&R Incorporated, et al.		RIC1905687	
Kellison, et al. v. CR&R Incorporated, et al.		RIC2000165	
Piercey, et al. v. CR&R Incorporated, et al.		RIC 2000424	
Curtis Boaz, et al. v. CR&R Incorporated, et al.		RIC 2001593	
Mullins, et al. v. CR&R Incorporated, et al.		CVRI2103171	
Robinson, et al. v. CR&R Incorporated, et al.		CVRI2100384	
Weiler, et al. v. CR&R Incorporated, et al.		RIC 2001681	
Schmidt-Reynolds v. CR&R, Incorporated et al.		CVRI2103693	
Fort v. CR&R Incorporated et al.		CVRI2105349	
McGee v. CR&R Incorporated, et al.		RIC 2000639	
Villa Calimesa Mobile Home Park, LLC v. CR&R Incorporated, et al.		RIC 1905607	
American Modern Property and Casualty Company v. CR&R Incorporated, et al.		RIC2001870	
Fire Insurance Exchange, et al. v. CR&R Incorporated, et al.		RIC 2002620	
State Farm Insurance Company et al., v. CR&R Incorporated et al.		R1C 2003790	
Axis Insurance Company v. CR&R Incorporated et al.		RIC 2004397	

Aegis Security Insurance Company v. CR&R Incorporated et al.	CVR12100489	Filed in subrogation, in settlement discussions
Calif. Dept. of Forestry & Fire Protection v. CR&R Incorporated, et al.	CVRI2104620	Representative fire agency seeking to recover costs and expenses

Please see below a list of any liquidated damages assessed in the last three (3) years. All assessments were service related and have since been resolved with respective City staff. Each occurrence was carefully reviewed by the CR&R Management Team to identify any training or operational opportunities to mitigate future occurrences.

City	Notice Date	Amount
Lake Forest	8/31/2022	$6,200
Tustin	10/4/2022	$21,000
Newport Beach*	12/8/2022	$180,400
Laguna Woods	11/30/2022	$800
Laguna Woods	1/26/2023	$200
Laguna Woods	4/4/2023	$200
Laguna Woods	5/10/2023	$150

* A new agreement was finalized and implemented during the height of the COVID-19 pandemic which included nationwide labor and equipment shortages. This severely impacted the initial contract deliverables.

CR&R does not take any exceptions to the terms of the Lake Forest and Laguna Hills Agreements as they are written.

The two most recent audited annual financial statements and reports for CR&R are considered confidential, business proprietary and trade secret information. As such, the financial statements are not a public record and are not to be disclosed to the public. The required financial statements and reports are subsequently submitted in a separate, sealed envelope with the original unbound proposal.

CR&R authorizes the City to contact the financial institutions listed below and to use information provided by them to evaluate the financial and business capability and responsibility of our company.

1. **Banking Reference**

   Brian Dosher
   Director and Senior Relationship Manager
   BMO Bank N.A.
   4400 MacArthur Blvd., Suite 600, Newport Beach, CA 92660
   Direct (949) 797-1898 Mobile (657) 744-8744
   brian.dosher@bmo.com

2. **Surety Reference**

   Margareta T. Thorsen
   Senior Vice President, Surety
   115 N. El Molino Avenue, Pasadena, CA 91101
   Direct (626) 583-2439 Mobile (626) 437-0489
   margareta.thorsen@epicbrokers.com

3. **Insurance References**

   A) General Liability
   Marsh & McLennan Ins. Agency LLC
   1 Polaris Way #300, Aliso Viejo, CA 92656
   Contact: RJ Simmons, 800-321-4696

   B) Workers' Compensation
   Marsh & McLennan Ins. Agency LLC
   1 Polaris Way #300, Aliso Viejo, CA 92656
   Contact: RJ Simmons, 800-321-4696

CR&R has reviewed *SB 1669 (California Labor Code Chapter 4.6, Division 2, Part 3, Section 1070 et seq.)* and the text in Section 7.05.I of the Agreement. As the current contractor for both Lake Forest and Laguna Hills, CR&R fully commits to retaining our current employees.

This page is intentionally left blank.

CR&R INCORPORATED environmental services

100% post-consumer recycled content

Residential Kitchen Food Scraps Container Specifications:

CR&R proposes the use of Sure-Close Food Scrap Pails for kitchen food scraps.

Specification of Container:

Volume:	1.9 gallons (7.1 liters)
Weight:	1.1 lbs. (0.5 kg)
Dimensions:	Width 11” Height 9.5“ Depth 8.5”
Lid:	Aerated
Dishwasher Safe:	Yes
Label:	Yes – will include images of acceptable and non-acceptable items, including a QR code and weblink for educational video.
Unit Price:	$5.46
Shipping Price Per Unit:	Included

Odor and Pest Mitigation Features and Labeling Detail for the Proposed Containers:

Sure-Close Food Scrap Pails are made with recycled content and UV protected material with a hinged, “stay-open” ventilated lid and odor, fruit-fly and insect mitigating seals. Further, customized decals will be created, highlighting acceptable and non-acceptable items, including a QR code and weblink for educational videos. Please see the below for further details.

One handed, single motion open and close with audible latch feedback.

Positive stop (90 degree) lid – durable molded stop points allow lid to stay open and open flush to the rear.

Rim and lid easy to clean – smooth top edge and removable lid allows easy cleaning in dishwasher or sink.

Letterbox style opening - wide top opening facilitates easy scraping of food scraps into the container.

Multiple means to carry - can be transported using the folding handle, under the lip grip or back grip.

Shape / Smaller footprint - well suited for corner placement and lid can be opened under most upper cabinets.

Multiple means to grip when emptying - smooth top edge and removable lid allows easy cleaning in dishwasher or sink.

Quick release lid - interlocking seal and superior lid clasp ensure positive lid closure.

Feet - four feet lift the container off the counter surface for increased hygiene.

Kitchen Food Scraps Container Public Education and Distribution

CR&R's dedicated Sustainability Specialist will distribute kitchen pails door to door with customized public education and outreach that highlights best practices for in-home use. Additionally, a customized video will be created that is accessible via QR code or weblink that will demonstrate how to use and answer frequently asked questions. Examples of the flyers are found on the next page for reference.

Customers may request replacements to be delivered to their home via emailing the dedicated Sustainability Specialist email address for Lake Forest or Laguna Hills or by placing a request for a replacement via our Customer Service Department.

Examples of CR&R's Kitchen Food Scrap Pail educational materials are shown below.

CR&R INCORPORATED environmental services

Organics Recycling Program

How to use your Kitchen Food Scrap Pail

1 Keep your kitchen food scrap pail in a convenient location in your kitchen, such as on your counter or under the sink. Placing your pail in a visible area serves as a visual reminder to recycle your organics.

2 The kitchen food scrap pail can be used as is or lined with newspaper, paper bags or a compostable bag. Look for the BPI logo or the term "compostable" on certified products at local retailers. Lining the pail can help make cleaning it easier. **Please note your pail is dishwasher safe.**

3 Collect food scraps in your kitchen food scrap pail. Scrape food prep scraps and leftovers from your plate or cutting board into your pail. Spoiled or stale food from your fridge and cupboards can also be placed in the pail.

Liquids can speed up the decomposition of food and weaken compostable bags. To avoid this, be sure to drain excess liquids before placing food scraps in your pail. Newspaper can be placed at the bottom of your pail to absorb liquids.

4 When the kitchen food scrap pail is full, empty your organics in your green lid organics cart. Your cart will be collected on a weekly basis on your normal collection day. **DO NOT place the kitchen food scrap pail outside for collection.**

Acceptable Items Include:

Fruits & Vegetables

Meat • Fish • Dairy

Fats, Oils, Grease and Food Soiled Paper

Plant Tri

Please do not put plastic, glass, metal, or polystyrene in your kitchen food

Frequently Asked Questions

What is organic waste and why is it important to recycle?

Organic waste is any material that is biodegradable and comes from either a plant or animal. Please note that pet waste is not biodegradable and should not be placed in the kitchen food scrap pail or green lid organics cart. Some examples of organic waste include yard trimmings (grass, leaves, flowers), food scraps (fruits, vegetables, meat, fish), and food-soiled paper (napkins and paper towels). When organic waste commingles with your trash and is sent to a landfill, it results in the production of methane. Methane is a greenhouse gas 25x more potent than carbon dioxide. Therefore, by separating organic waste, it can reduce the amount of methane emitted into the atmosphere.

How do you properly dispose of fats, oils, and grease?

Allow for your fats, oils, and grease to cool down and solidify. Once they are cooled, scrape the contents into a compostable bag, paper bag, or container to store in your freezer or fridge. If using a compostable bag or paper bag, you may dispose of both bags with its contents into your green lid organics cart. If you are using a recyclable container, dispose of the fats, oils, and grease into your green lid organics cart and either reuse the container or thoroughly clean the container before disposing of it in your blue lid recycle cart.

What is food-soiled paper?

Food soiled paper are paper products that have been in contact with liquid or solid food waste and cannot be recycled into other paper products. Examples of food-soiled paper includes napkins, paper plates and cups, stained pizza boxes, and used coffee filters.

What happens to your organic waste once it leaves your home?

Organic waste is sent to one of CR&R's composting facilities or an Anaerobic Digestion facility where the organic waste is converted into high quality fertilizer or renewable natural gas to fuel our collection fleet.

Tips for using your Kitchen Food Scrap Pail

- Keep your pail inside the fridge or freezer, then once it is collection day, empty your pail into your green lid organics cart.
- Keep your pail out of direct sunlight.
- To absorb moisture, line the bottom of your kitchen food scrap pail and green lid organics cart with a layer of newspaper, yard trimmings, or baking soda.

Reminders for Newport Beach Residents

- In general, try to reduce food waste by only buying what you need, creating new meals from leftovers, and storing your food correctly.
- If you have excess shelf-stable non-perishable food, please consider donating to a local food pantry.
- To find a food pantry near you, please visit the City website or go to www.foodpantries.org.

Watch a demonstration: To view a short video on proper organics recycling and use of the kitchen pail, scan the QR code.

For general information visit www.newportbeachca.gov/recycle.

This Proposal Form 23 will become Attachment GG to the final Agreement.

TOTER 13 GALLON COMMERCIAL FOOD SCRAPS CONTAINER

Specification of Container

Width:	12 Inches
Depth:	14 Inches
Height:	30 Inches
Capacity:	13 Gallon
Color:	Green
Lid Type:	Hinged
Material:	High Density Polyethylene (HDPE)
Shape:	Rectangle
Unit Price:	$28.80
Ship Price:	$30.80 ($28.80 + $2.00)

CR&R proposes the use of Toter's Organics Bins to make it easy to collect and transport organics materials within commercial facilities. Made with durable high-density polyethylene (HDPE), they are built to last. The 13-Gallon Organics Bin is designed for collection with large handles at a comfortable height and heavy-duty wheels for easy transport to the curb. Featuring a latch and animal lock, it keeps away annoying predators.

TOTER 32 GALLON COMMERCIAL FOOD SCRAPS CONTAINER

Specification of Container

Width:	19 Inches
Depth:	24 Inches
Height:	40 Inches
Capacity:	32 Gallon
Color:	Green
Lid Type:	Hinged
Material:	Recycled Plastic with Antibacterial Lining
Shape:	Rectangle
Unit Price:	$48.33
Ship Price:	$50.33 ($48.33 + $2.00)

CR&R proposes the use of Toter's custom 32-gallon cart to consolidate and transport organic waste which comes with a lid and 4-wheels; two casters and two heavy-duty rear wheels on a molded-in axel to facilitate maneuvering over most surfaces. The wheels are made with a quiet cap design to reduce noise during transport. The lid is designed to stay in place for safe, secure transport, and it opens fully when desired for complete access to the container when adding or removing.

The cart is constructed to securely contain wet, heavy organic waste and is made with Toter's Advanced Rotational Molding™ technology. Designed for curbside collection, this organic waste container can easily be rolled to the curb on collection day.

Features:

- Toter Organics trash can come with a molded, sealed stop-bar that prevents leakage.
- Constructed using Toter's Advanced Rotational Molding, the containers are built for toughness and maximum impact resistance.
- Gasketed lid and thumb turn latch help contain odors and waste within the cart.
- Toter durable organics carts are equipped with two smooth rubber wheels on a molded-in axle and two casters that make transporting waste easy.
- Rugged Rim technology and reinforced material in critical wear areas adds rigidity and extends the service life of our 2-wheel carts.

Commercial Internal Food Scrap Container Public Education and Distribution

CR&R's dedicated Sustainability Specialists alongside our Operational staff will distribute the containers with customized public education and outreach that highlights best practices for use. Additionally, a customized video will be created that is accessible via QR code or weblink that will demonstrate use and answer frequently asked questions.

Customers may request replacements to be delivered via emailing the dedicated Sustainability Specialist email address for Lake Forest or Laguna Hills or can place a request for a replacement via our Customer Service Department.

This Proposal Form 24 will become Attachment HH to the final Agreement.

CR&R will provide Sensoneo Smart sensors that measure fill-levels in bins via ultrasonic beams. Sensoneo Smart sensors can monitor any type of waste in bins and containers of various types and sizes. Sensors will be provided at a subsidized cost for all interested customers at $50 per month per sensor. This includes installation, cost of hardware and the monthly licensing fee. CR&R has been partnering with Sensoneo since 2018 and currently operates previous models in the City of Tustin. Please see below for further information regarding specifications on the proposed type of sensor to be provided.

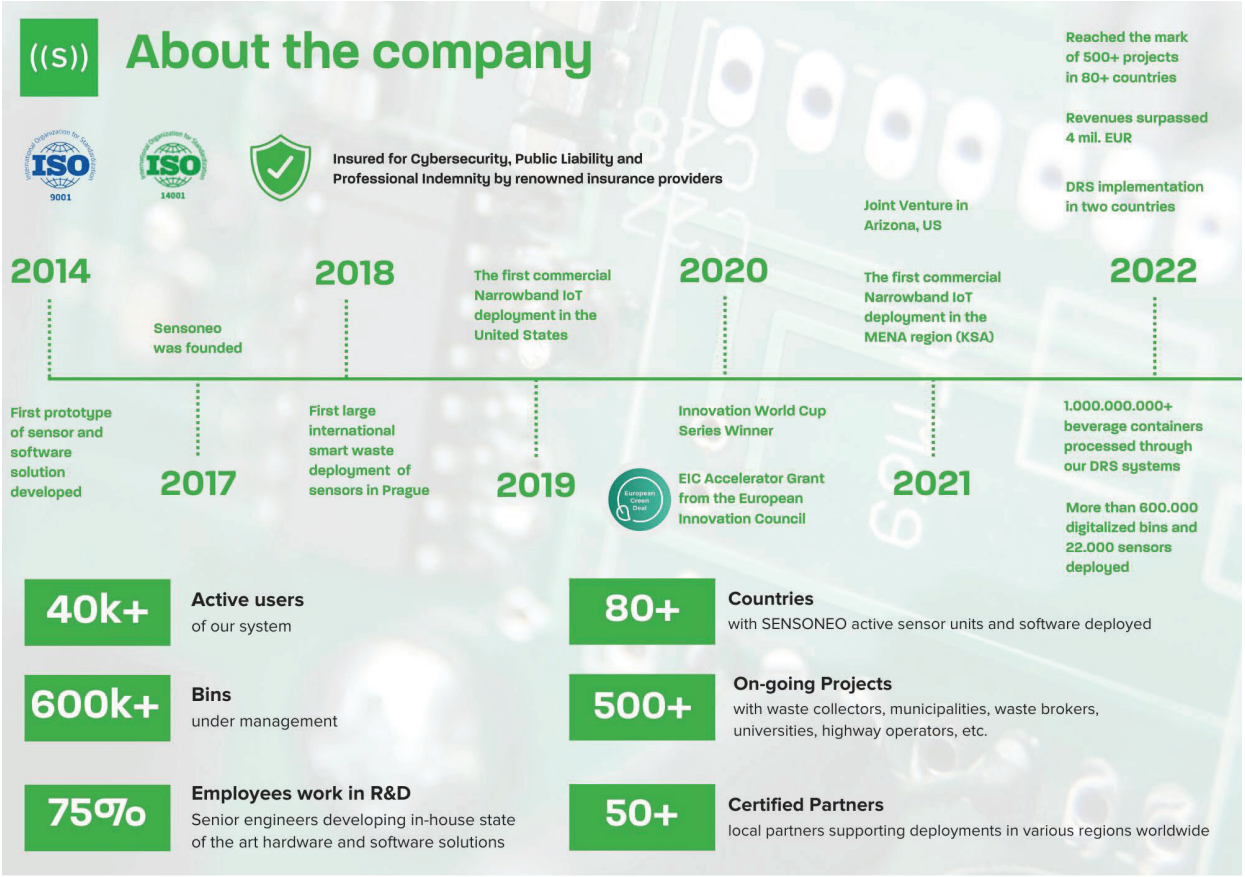

Sensoneo Sensors have built-in motion detection to monitor fill levels and recognize when bins are emptied. Further, sensors are controlled through Sensoneo Bin Management - a smart, enterprise-grade bin management dashboard solution for cities and businesses to digitalize bin fill levels, cost-efficiently manage service levels and make data-driven decisions.

Sensoneo Sensors provides an analytics module with a detailed PowerBI report covering **collections, measurements, average fill rates, diversion rates, and collection frequencies,** which helps CR&R evaluate the effectiveness of all these performance metrics, including recommendations adjustments, and process optimization.

Single Sensor 3.0 Specifications:

Measurement:	Single ultrasonic beam
Measuring range (cm):	3 – 255
Connectivity:	LoRaWAN / Sigfox / NB-IoT
Measurement times:	From once a day to every 2 minutes
Configuration:	Mobile App via BLE or Downlink
Emptying recognition:	Accelerometer. Advanced tilt recognition algorithm.
Replaceable batteries:	Yes
Temperature measurement:	Microcontroller thermostat
Dimensions in mm (h/w/d):	50 / 120 / 54
Weight (incl. batteries):	215 g
Casing:	IP69
Protection against external mechanical impacts:	IK10 rating
Material:	Recyclable, glass fiber reinforced polyamide
Mounting options:	Screws / Clench / Rails

INLAND EMPIRE REGIONAL COMPOSTING FACILITY

Location: 12645 Sixth Street, Rancho Cucamonga, CA 91739

SWIS: 36-AA-0423

Manager and Contact Information: Jeff Ziegenbein, CRL, CMRP, CCOM; Phone: 909-993-1500

Capacity Guarantee: Administratively reoccurring one-year contract

Tonnage Reserved for Cities: 100%

Materials to be Processed: Stable Bedding and Manure

Annual Capacity: 60,000 Tons/Year

Inland Empire Regional Composting Authority was created as a public entity in 2002 and provides composting of biosolids with stable bedding and manure using the aerated static pile process. CR&R currently utilizes this facility for processing stable bedding and manure.

CR&R anticipates commencing onsite organic processing of stable bedding and manure at our SC South Campus upon completion of the site. This facility is described in Section 3.6 of Form 3. CR&R guarantees adequate capacity for the City of Lake Forest and the City of Laguna Hills through the term of the franchise agreement as this site is owned and operated by CR&R.

Flow Diagram

The following diagram shows the flow of organic materials at Inland Empire Regional Composting Facility and the resulting product, which is Class A Exceptional Quality compost.

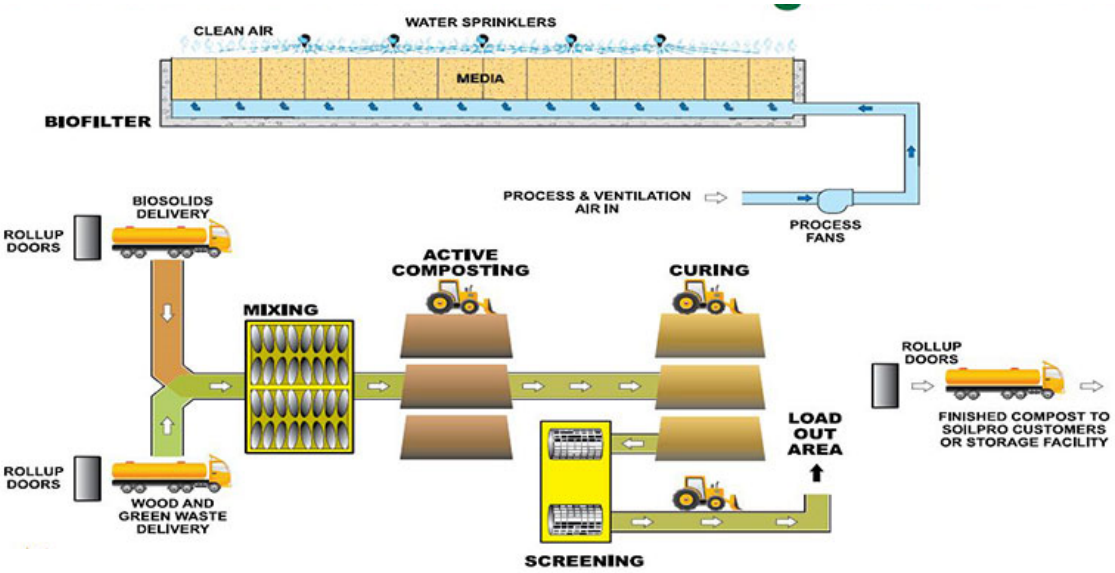

Cost per ton to transport materials from last stop on route to transfer station (if using transfer station):	$3.56
Cost per ton to transport materials from last stop on route to facility (if direct hauling from route to facility):	N/A
Cost per ton to transport materials from transfer station to facility (if using transfer station):	$32.66
Identify final products generated from proposed facility (vermicompost, RNG, compost, etc.):	Class A Exceptional Quality Compost
Identify range of revenue streams, per ton or per cubic yard, for final products:	N/A (third party)

This Proposal Form 26 will become Attachment BB to the final Agreement.

CR&R INCORPORATED environmental services
100% post-consumer recycled content

Residential Collection Efficiencies

1. **Does the Proposer propose to eliminate any current residential curbside collection routes or partial routes (i.e., MSW, recycling, or co-collected food scraps and yard trimmings) as a result of cross-jurisdictional collection efficiencies?**

CR&R has run several routing models using state-of-the-art optimization technology and has found limited scenarios where it is feasible to eliminate an existing residential route from either Laguna Hills or Lake Forest through cross-jurisdictional collection. Further, CR&R has identified some opportunities to reduce route hours from certain existing routes if changes to service days and street sweeping schedules are considered. If the Cities elect to proceed in this regard, CR&R is willing to reroute and initiate the required changes.

2. **If yes, describe specifics of which routes, or partial routes, will be consolidated, the composite number of routes (full or partial) that will be consolidated, the reduction in vehicles needed, and if fewer drivers would be needed.**

CR&R has identified efficiency opportunities from existing routes that will eliminate 24 route hours per week if service days are altered. In addition, if the Cities elect to also change street sweeping days, CR&R can reroute both Cities, but this will not eliminate an existing full-time route. At the most, CR&R identified savings of 43 route hours per week if changes to street sweeping schedules and collection service days are approved.

3. **If yes, what are the cost savings, including capital cost savings over the term of the contract, capital financing cost savings over the term of the contract, anticipated labor cost reductions, anticipated fuel cost reductions, and other cost savings?**

The reduction of 24 route hours results in monthly savings of $8,500 and a residential rate decrease of $.31 or 1.2% which is reflected in proposal form 29a. If the Cities elect to change street sweeping schedules, CR&R can eliminate an additional $6,746 and lower the residential rates an additional $.24 per month.

4. **If no, describe why there are no residential cross-jurisdictional routing efficiencies.**

There are efficiency opportunities as described above and as reflected in the rates proposed.

5. **How will the residential cost reductions reduce rates? Provide specific aggregate cost reductions for residential route consolidations and how these cost-savings will be used to reduce residential rates.**

As noted above and illustrated below:

	Efficiency Gains Included in 29a Proposed Rate	Additional Savings With Street Sweep Routing Changes
Hours per Week Savings	24	43
$/hour	$82.00	$82.00
Monthly Savings	$8,521	$15,268
Proposed rate revenue without savings	$709,944	$709,944
Proposed rate revenue with savings	$701,422	$694,676
Rate Impact %	1.20%	2.15%
Rate Impact $	$0.31	$0.55
Annual Savings	$102,257	$183,211

6. **Does the Proposer propose to consolidate or optimize special service routes (i.e., HHW, bulky items, e-waste, u-waste, etc.) based on cross-jurisdictional routing efficiencies?**

Yes.

7. **If yes, describe specifics of which routes, or partial routes, will be consolidated, the composite number of routes (full or partial) that will be consolidated, the reduction in vehicles needed, and if fewer drivers would be needed.**

CR&R is projecting a decrease of ten (10) route hours per week. CR&R believes that with the expanded multi-family bulky program as described within the franchise agreement, including CR&R's partnership with the Goodwill of Orange County and program proposal regarding the annual cleanup and donation events within each city, that there are synergies available to operate CR&R's electric flatbed and box truck jointly between both municipalities. By combining vehicle usage and driver time, routing will be maximized, and all variable service requests accounted for

during “high seasonal demands” for special services (e.g., donation and disposal requests for bulky items, including e-waste).

Furthermore, the same synergies will be available for the HHW and U-waste requests between the two cities versus operating separate routing for each individual franchise agreement.

8. **If yes, what are the cost savings, including capital cost savings over the term of the contract, capital financing cost savings over the term of the contract, anticipated labor cost reductions, anticipated fuel cost reductions, and other cost savings?**

With the reduction of ten (10) route hours per week there are no savings in capital costs as CR&R plans to add two (2) electric ancillary vehicles supporting both cities. However, the reduction in ten (10) hours results in monthly vehicle operating saving of $4,633.

Please see below for further information:

Efficiency Gains

Hours per Week Savings	10
$/hour	$82.00
Monthly Savings	$3,551

9. **If no, describe why there are no cross-jurisdictional routing efficiencies for special collection services.**

Not applicable.

COMMERCIAL and MULTI-FAMILY COLLECTION EFFICIENCIES

10. **Does the Proposer propose to eliminate any current commercial collection routes (i.e., commercial MSW, commercial recycling, or commercial food scraps, commercial yard trimmings, commercial co-collected food scraps and yard trimmings, etc.) or partial routes as a result of cross-jurisdictional collection efficiencies?**

CR&R will not be eliminating any routes but will be reducing route hours as a result of cross-jurisdictional collection efficiencies.

11. If yes, describe specifics of which routes, or partial routes, will be consolidated, the composite number of routes (full or partial) that will be consolidated, the reduction in vehicles needed, and if fewer drivers would be needed.

As with residential collection service, CR&R has run several routing models using state-of-the-art optimization technology and identified synergies on Tuesday, Wednesday and Thursday route days for trash collection and Tuesday and Thursdays being identified as options for recycling collection. Both Mondays and Fridays are currently full routes, and very limited routing opportunities currently exist.

12. If yes, what are the cost savings, including capital cost savings over the term of the contract, capital financing cost savings over the term of the contract, anticipated labor cost reductions, anticipated fuel cost reductions, and other cost savings?

CR&R has identified efficiency opportunities from existing routes and will eliminate 26 route hours per week. As there are no route reductions, only collection hours, there is no capital or financing cost savings. The cost savings through efficiencies is calculated at $82/hour or $9,200 per month. The savings per cost category is outlined below:

Labor Related	$49.67
Fuel	$12.47
Maintenance	$18.00
Other Variable Costs	$1.86
	$82.00

13. If no, describe why there are no commercial cross-jurisdictional routing efficiencies.

Not applicable.

14. How will the commercial cost reductions reduce rates? Provide specific aggregate cost reductions for commercial route consolidations and how these cost-savings will be used to reduce commercial rates.

The reduction in route hours results in a rate reduction of .78% as illustrated below and reflected in proposal form 29a rates:

Efficiency Gains Included in 29a: Proposed Rate

Hours per Week Savings	26
$/hour	$82.00
Monthly Savings	$9,232
Proposed rate revenue without savings	$1,182,168
Proposed rate revenue with savings	$1,172,936
Rate Impact %	0.78%
Annual Savings	$110,779

15. Does the Proposer propose to consolidate or optimize commercial special service routes (i.e., HHW, bulky items, e-waste, u-waste, etc.) based on the cross-jurisdictional routing efficiencies?

Yes.

16. If yes, describe specifics of which routes, or partial routes, will be consolidated, the composite number of routes (full or partial) that will be consolidated, the reduction in vehicles needed, and if fewer drivers would be needed.

CR&R believes that with the expanded multi-family bulky program as described within the franchise agreement, including CR&R's partnership with the Goodwill of Orange County and program proposal regarding the annual cleanup and donation events within each city, that there are synergies available to operate CR&R's electric flatbed and box truck jointly between both municipalities. By combining vehicle usage and driver time, routing will be maximized, and all variable service requests accounted for during "high seasonal demands" for special services (e.g., donation and disposal requests for bulky items, including e-waste).

Furthermore, the same synergies will be available for the HHW and U-waste requests between the two cities versus operating separate routing for each individual franchise agreement.

17. **If yes, what are the cost savings, including capital cost savings over the term of the contract, capital financing cost savings over the term of the contract, anticipated labor cost reductions, anticipated fuel cost reductions, and other cost savings?**

As CR&R anticipates a significant increase in bulky items with the expanded multi-family bulky item program, CR&R does not project a decrease in overall support route hours. Further, due to the efficiency savings gained from cross-jurisdictional routing, CR&R will not be adding route hours to collect the expected increase in bulky items.

18. **If no, describe why there are no cross-jurisdictional routing efficiencies for commercial special services.**

Not applicable.

19. **How many front-end loaders will be equipped with cart grippers on the collection fork to allow for the collection of both Commercial/Multi-family Bins and Carts on the same collection route?**

Three. CR&R has analyzed service levels for all three material streams (trash, recycling, and organics) and have determined that the combination of cross-jurisdictional collection and use of cart grippers will provide efficient provision of service for commercial and multi-family customers. One front-end load vehicle for each material stream will be equipped with cart grippers.

The service day and customer makeup of Laguna Hills cart and bin customers compliments the service days with the lightest densities within Lake Forest, allowing for customers to retain their current service levels while eliminating the need for any split-body or specialty vehicle to service the cart customers throughout each City.

Staffing Efficiencies

20. **Does the Proposer anticipate any reduction in administrative staffing as a result of the cross-jurisdictional approach? If so, please describe which specific staff functions can be consolidated or reduced and the expected cost savings resulting from these reductions.**

CR&R believes that efficiencies in administration of the contract are available when consolidating staff functions of the cities' day-to-day liaison (CR&R Team Lead) and Route Manager positions. As contractual requirements are mirrored, synergistic aspects of management allow for one full-time employee to successfully administer each of the aforementioned roles and responsibilities. A reduction of one FTE results in an approximate savings of $108k annually.

This Proposal Form 27 will become Attachment X to the final Agreement.

Number of Call Centers Operated by Proposer	One (1)
Location(s) of Call Center(s) that Will be Used to Field Customer Calls in Lake Forest and Laguna Hills	Our CR&R Customer Service Call Center is centrally located at the corporate headquarters in Stanton and will be used to field customer calls in Lake Forest and Laguna Hills.
Number of Cities the Proposed Call Center Currently Services	56 municipal contracts, including Cities, County Areas, and Service Districts
Aggregate Residential Population of All of the Cities Serviced by the Proposed Call Center	Approximately 3,100,000

	FTE Lake Forest	**FTE Laguna Hills**	**Total FTE**
Total Number of Customer Service **Representatives** at each Call Center and Number of Customer Service Representatives Allocated to the Cities (in FTE)	1.083	0.456	1.539
Total Number of Customer Service **Managers** at each Call Center and Number of Managers Allocated to the Cities (in FTE)	0.017	0.017	0.033
Total Number of Customer Service **Supervisors** at each Call Center and Number of Supervisors Allocated to the Cities (in FTE)	.069	.069	.138

Proposed Telephone System

Our CR&R Customer Service Call Center will continue to service the Cities of Lake Forest and Laguna Hills out of our **Orange County Call Center**. CR&R is able to meet all of the requirements of the Franchise Agreement. CR&R uses the NICE CXone Expert system, a cloud native system that optimizes City-specific information to improve the customer experience for each City we serve. This customization enhances the customer's ability to conduct effortless self-service, if preferred, for most callers.

Customers with complex needs, or who prefer to speak directly with a customer service representative (CSR) are able to access representatives more quickly. As a result, all customers have a much faster, easier and more successful customer service experience. Additional information regarding the NICE CXone Expert system is attached at the end of this Form 28.

CR&R Customer Service Team

Our Customer Service Staff are critical members of our service team, and their importance to the company is demonstrated by the location of the Customer Service Department, which is situated within the CR&R Corporate Office in Stanton, directly across from the Executive Team. Our Customer Service Team is available on regular collection days (Monday through Friday) from 8:00 a.m. until 5:00 p.m. and on Saturdays from 8:00 a.m. until 12:00 p.m. CR&R will have a local number available for Cities of Lake Forest and Laguna Hills as well as a toll-free number for customer service.

CR&R's Commitment to Our Customers

- ✓ Orange County-based call center.
- ✓ Multi-language customer service representatives.
- ✓ Ability to monitor all required metrics.
- ✓ Ability to monitor response time to complete a work order from time of request.
- ✓ Proven ability to provide accurate, City-specific information.
- ✓ Commitment to satisfy the customer at any cost.

CR&R CSR's celebrate Customer Service Week.

The CR&R Customer Service team is overseen and led by Elisa Bené, our Customer Service Manager. As Manager, Ms. Bené is responsible for policy development and deployment, employee training and development, and customer relations, ensuring effective and long-term problem resolution. Additionally, Ms. Bené is responsible for overseeing the customer service department and trains, mentors, and coaches our employees, ensuring the company delivers the highest level of customer service possible.

An attitude of respect and concern for our customer is the benchmark used to develop our customer service protocols. It is our shared commitment at CR&R and results in excellent customer feedback achieved in customer service satisfaction surveys. This passion for "**Excellence in Customer Service"** is a core value. Our Customer Service Department is managed with a pledge to **"Satisfy the Customer at any Cost."**

CR&R understands that customer service is of utmost importance to the Cities. When residents and businesses have a request regarding solid waste and recycling services, the CR&R Call Center serves as their first point of contact. Our team is committed to continue providing a timely response, accurate information, and reliable service to our City of Lake Forest and City of Laguna Hills customers.

Timely Response: A prompt answer, with minimal hold times

Accurate Information: Correct answers, provided on the first call

Reliable Service: Dependable completion of work order

Each component of our customer service system and approach is designed to achieve these key objectives. Combined, this timely, accurate and reliable service facilitates our performance and enhances customer satisfaction. Additionally, effective customer service systems will result in decreased use of City staff time and resources. Customers can easily communicate with CR&R, and our system ensures accurate and reliable follow through by our Customer Service and Operations team, while minimizing the amount of time staff would need to follow up on hauler service issues.

JURISDICTION CLOUD-BASED LIBRARIES

Our Call Center uses Microsoft SharePoint as our electronic knowledge center to house information such as policies, rates, and procedure documentation which provides quick, easy, and controlled access for our CSR's. This same tool is used to store customer communications such as new customer brochures, billing inserts, flyers, marketing letters, and special events. Each CSR has dual monitors so that our CRM software and SharePoint library with the City-specific folder can be displayed simultaneously.

CR&R also can create detailed reports using the information stored in CR&R's Customer Relationship Management and Routing System. This information includes data such as route, container size, violations, type of service, street names, driver's name, etc. This data is readily accessible through electronic format and can be made available upon request by CR&R's contracted cities. Proper steps are taken to ensure the integrity of the Company's data systems. To protect this information from loss or corruption, all system data is updated at the end of each day onto a back-up system and stored in an off-site fireproof electronic safe and in the cloud.

Any information from our billing management or telephone system may be downloaded into Excel or Word documents for review by each City. All information tracking requests for service, missed collection, complaints, and billing inquiries are stored in real-time. Standard reports include a customer service list of accounts with service and billing information, complaint log, missed collection log, requests for additional service, and other valuable tracking information. Customized reports may be produced upon request by each City.

INFORMATION CATEGORIES

- Name, account number, service address, and billing location of each account.
- Service notes pertaining to specifics of a customer account, including the time and date of phone calls, items discussed during the phone conversations, and the CSR's who responded to the calls.
- Dates of bulky item pickups, missed pickups, and types of driver or CSR notifications.
- Container identification numbers linked to the service address where container was assigned.
- Customer billing history, type of service, and scheduled collection days.

Customer Service Software

CR&R is equipped with Soft-Pak, a premier, industry specific CRM software program which allows ease of operation by CSR's, operations, and management personnel. This real-time Windows-based system is used company-wide and provides current information allowing CSR's and operations personnel to respond quickly to requests for service. It also allows for the prompt resolution of customer concerns in a timely manner. These programs are fully integrated throughout the CR&R organization at all operating sites. In addition, we have custom software that applies City-specific business rules to changes and orders being entered to ensure accuracy.

Reliable Service

The Soft-Pak program allows Customer Service Representatives and Operations personnel to respond quickly to requests for service, promptly resolve complaints, and address the concerns in a timely manner.

Procedures

Communication and the use of technology are vital to resolving customer inquiries, requests, and complaints that may arise. As such our systems allow for communication between departments accurately and in real-time. Operations personnel, CSR's and Management may access account information with the most up to date service and note information. This system provides access to a multitude of information as it relates to CR&R's service and our customers.

For example, notes are added into the CRM system which automatically generates emails to the Operations team for research and to Customer Service with the answers. This process enables us to document each customer account with any issues and the resolutions while eliminating the need to also send manual emails to communicate those issues. Once the responses are received by Customer Service, the customer is contacted and provided with the update.

Real-time data is also provided through our On Board Computers (OBC) for our commercial and temporary services routes, with drivers using tablets to provide service updates which are

available in our CRM system as another tool for CSR's to reference. This data provides date and time the location of service by route and indicates if there was any reason service was not provided, such as a blocked bin.

Our goal is to address inquiries at the initial point of contact while the customer is on the phone. If research is needed, the CSR turns the issue over to a lead representative for resolution. When customers contact us with a request, the CSR's enter a work order into our CRM system to initiate the action that needs to be taken. This work order is used by Operations to perform the requested action and then routed to Data Entry to update the account with the service that has been requested and to close out the Work Order

WORK ORDER SYSTEM

The Work Order system is essential to daily operations at CR&R. All jobs performed by Operations are dispatched, tracked, and billed by Work Orders except for scheduled services. The following sections cover a brief and condensed outline of our Work Order System.

Work Order Flow

1. Service requested by customer.
2. Work Order created by CSR.
3. Dispatch prints/downloads Work Order.
4. Dispatch routes Work Order to driver.
5. Driver performs job and updates/returns Work Order to Dispatch.
6. Dispatch reviews and forwards the work orders to Data Entry.
7. Data Entry updates and posts all completed Work Orders.
8. If Driver does NOT complete the job, driver either.
    a. Returns Work Order to Dispatch for Rerouting.
    b. Returns Work Order to Dispatch with explanation of why job could not be completed.
    c. In each of these scenarios, the work order is noted, and customer service is notified to contact customer of change in service date.
9. Data Entry closes the Work Order.
10. Completed Work Order is filed by Data Entry.
11. Operations forwards incomplete Work Orders to Customer Service.
12. Customer Service contacts customer to reschedule job with new Work Order if needed.

The work order process is used for a variety of action related items such as requests for cart exchanges, bulky item collection, e-waste collection, report of missed collection, courtesy pickups, bin exchanges and other items requiring an operation action.

Complaint Resolution - Satisfy the Customer at Any Cost

At CR&R customer complaints receive the highest level of attention from customer service, operations, and management staff. Complaints are noted on the customer's account and sent to the responsible department by email. The department that receives the email also notes the customer's account with the action taken to resolve the complaint. Customers with unusual circumstances are always managed with consideration to meet their individual needs. Complaints and missed collections are reported weekly to management so that any unusual problems or trends can be identified, reviewed, and addressed. The Customer Service Manager and Director review and sign off the reports prior to sending it to senior management each week.

Quality Assurance Process

CR&R understands that the quality of our customer service program not only impacts residents and businesses, but also City staff. When we provide professional, courteous service that is accurate and dependable, customers do not feel the need to contact staff or officials with questions or concerns.

To ensure that our team of CSR's is providing the highest level of service, the Customer Service Manager and Leads conduct monitoring, which includes the following:

- Three monitoring/coaching sessions per month per agent.
- CSR's are expected to achieve a monthly score of 91% and above.
- Customer Service Leads rotate their monitoring team monthly.
- Customer Service Manager conduct the quarterly sessions.
- CSR's and Leads receive Quality Assurance Monitoring for on-going training process.
- Any CSR with a monthly score below 85% is placed on a Performance Improvement Action Plan.

CR&R Website

CR&R's website serves as an educational portal for all communities we service. The website, **www.crrinc.com**, is designed to offer a range of educational information for our customers including instructions on proper usage of containers and holiday schedules as well as the ability to contact customer service through emails. Emails received are routed and managed through the same Cisco CJP system. The website also provides the ability for customers to make a payment or set up recurring payment options and chat online to live customer service agents. In addition, CR&R has created on-line videos to inform customers about recycling and showcase the process needed to conserve resources. These videos are also accessible by QR codes and printed on our materials distributed for ease of access.

100% post-consumer recycled content

For each community we serve, CR&R provides a dedicated page providing information about services, cart reminders, what is acceptable in the carts, links to residential and commercial program guides for downloading as well as information about any unique jurisdictional programs such as hazardous waste events or sharps services. The community page also provides a link to the designated City page about environmental programs. CR&R's skilled informational technical staff ensures the site is continually updated and maintains its ease of use.

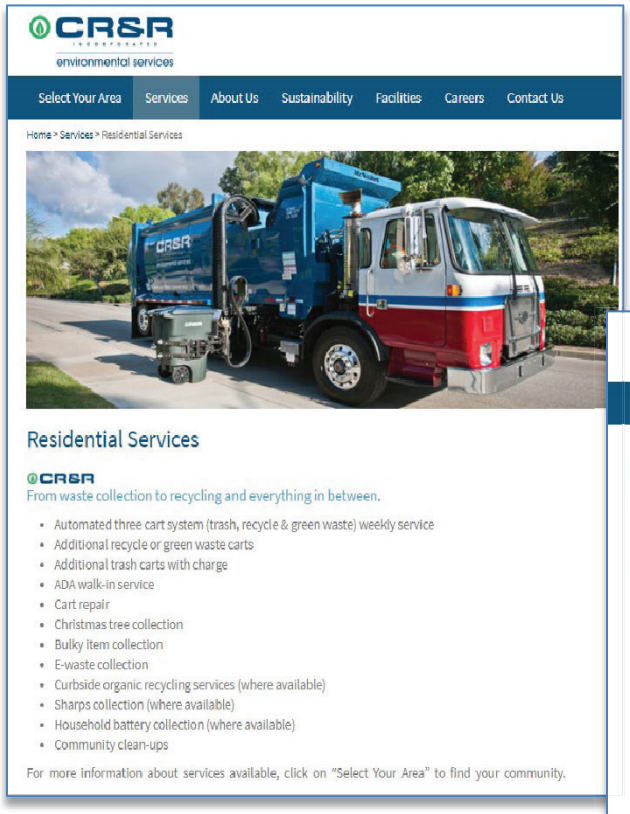

CR&R INCORPORATED environmental services

Select Your Area | Services | About Us | Sustainability | Facilities | Careers | Contact Us

Home > Services > Residential Services

Residential Services

CR&R
From waste collection to recycling and everything in between.

- Automated three cart system (trash, recycle & green waste) weekly service
- Additional recycle or green waste carts
- Additional trash carts with charge
- ADA walk-in service
- Cart repair
- Christmas tree collection
- Bulky item collection
- E-waste collection
- Curbside organic recycling services (where available)
- Sharps collection (where available)
- Household battery collection (where available)
- Community clean-ups

For more information about services available, click on "Select Your Area" to find your community.

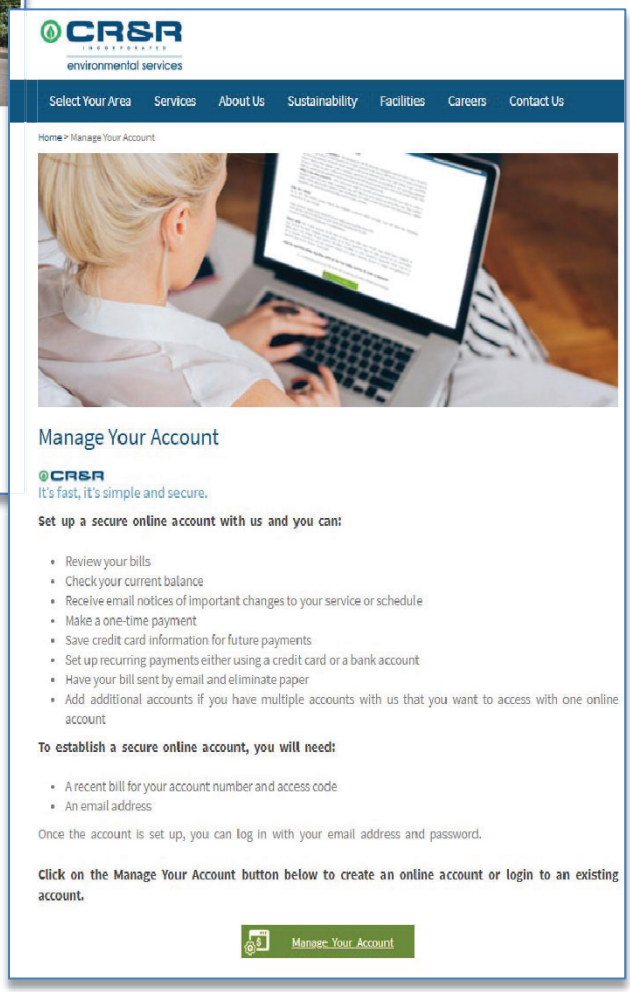

CR&R INCORPORATED environmental services

Select Your Area | Services | About Us | Sustainability | Facilities | Careers | Contact Us

Home > Manage Your Account

Manage Your Account

CR&R
It's fast, it's simple and secure.

Set up a secure online account with us and you can:

- Review your bills
- Check your current balance
- Receive email notices of important changes to your service or schedule
- Make a one-time payment
- Save credit card information for future payments
- Set up recurring payments either using a credit card or a bank account
- Have your bill sent by email and eliminate paper
- Add additional accounts if you have multiple accounts with us that you want to access with one online account

To establish a secure online account, you will need:

- A recent bill for your account number and access code
- An email address

Once the account is set up, you can log in with your email address and password.

Click on the Manage Your Account button below to create an online account or login to an existing account.

Manage Your Account

Monthly Reports

CR&R is able to fully comply with all reporting required in the Franchise Agreement, including average hold time for the month, number of abandoned calls, and other metrics. An example of our current monthly report template is shown below.

Start Time	Total Number of Calls	Total Number of Calls Answered	Longest Wait Time (seconds)	Average Wait Time (seconds)	
-	-	-	-	-	
Total Number of Calls Abandoned	% of Calls Abandoned	Average Abandon Time (s)	Abandoned Call <=5 secs	% Adjusted Abandoned Calls	
-	-	-	-	-	
Average Talk Time (s)	% Service Level	Working Days	Average Calls/ Day	FTE	Avg. Calls/ FTE
-	-	-	-	-	-

Data is available in real-time and allows for immediate adjustments to ensure customer service requirements are met. Daily, weekly and monthly reports can be generated to monitor and track key metrics. An example of the dashboard provided through CR&R's NICE CXone Expert system is shown in the graphic below.

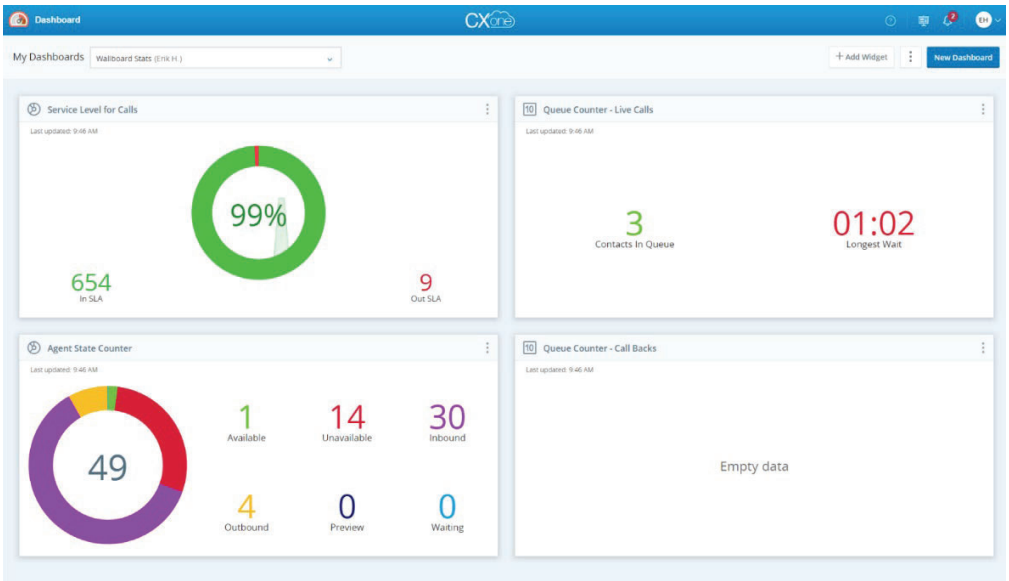

This Proposal Form 28 will become Attachment OO to the final Agreement.

CR&R INCORPORATED environmental services
100% post-consumer recycled content

NICE · CXone

Expert

Elevate customer experience with knowledge everywhere.

- Learn more
- Talk to a specialist
  1-866-965-7227
- Contact us

NICE CXone Expert is smart knowledge management that meets consumers at their point of need and makes the right self-service answers easy to find. As part of the CXone cloud native platform, Expert optimizes your organization's content to improve the customer journey with effortless self-service, starting at internet search and extending across web pages, bots, and digital channels.

Empower your customers with the most relevant content for self-service success and faster, more accurate agent-assisted answers without need for transfers and call-backs. Boost your brand engagement with the power of Expert knowledge for unrivaled experiences that make every customer journey a success.

BETTER SELF-SERVICE EXPERIENCE

Make your customers feel like experts

- Eliminate the frustration with today's self-service experience: Deliver knowledge and convenience to customers on their preferred channels and devices. Turn bots into smart AI-based agents.
- Deliver knowledge (or answers) on demand, in product or at their fingertips allows customers to self-solve or self-diagnose before reaching out to an agent.
- Create customers for life: Positive customer engagement with product (or service) leads to more successful product adoption. More adoption and less churn lead to more upsell and overall higher customer lifetime value (CLTV).
- Boost CX for less: Improve customer experience with self-service through low-cost automated channels vs. high-cost human channels.

THE TRUE START OF MOST JOURNEYS

Meet customers at their Internet search.

- Manage customer journeys where they really start and boost organic SEO: Accelerate indexing by search engines to serve up content quickly to customers in search.
- Deliver the content customers need no matter where they are (company website, Internet search, etc.), or what device they're using (mobile, desktop, etc.).
- Let customers decide when, where, and how: Bring low-effort self-service experiences to mobile devices and search engines, web and chatbots. Give customers an immediate, on-demand option so they don't need to call for help or waiting for an agent to help.

Extend knowledge wherever needed—from search engines, to CRMs, to web pages and bots—to ensure customers can find the answers they are seeking.

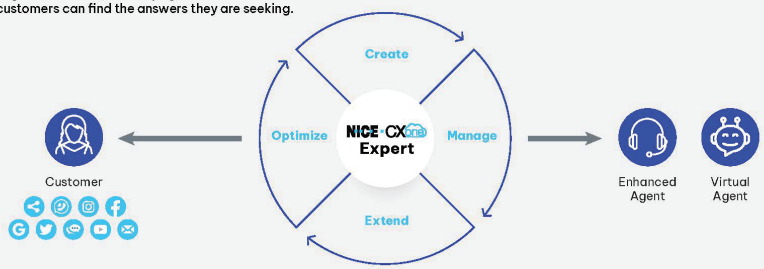

BENEFITS

- **Boost self-service success rates**: Engage customers with relevant product and service knowledge—right from their search
- **Improve CX and reduce customer effort** with a branded self-service experience
- **Improve first contact resolution rates**: Know more about what the customer has been searching for prior to even talking to them
- **Reduce costs through ticket deflection**: It's lower-cost, low-effort support that empowers customers to become product experts in their own right
- **Save time**: Rapid development of a self-service knowledge base or support site and always-current content that's available immediately are the building blocks of customer experience excellence

KEY FEATURES

- **Smart knowledge self-service** that makes the right self-service answers easy to find
- **Extend product and service knowledge and content** to all self-service experiences that customers turn to in moments of need—from search engines, social and digital channels, to chatbots, websites, and community forums
- **Unify existing product, service, and knowledge content** into one self-service experience
- **Enterprise scalability**: Built to support even the largest contact centers, Expert automatically scales up or down based on site traffic, content, and resource needs without impacting overall performance
- **Optimize customer experience based on actual user demand**: ID areas of opportunity for improvements to the customer journey, product, or service

Help Customers Find Answers

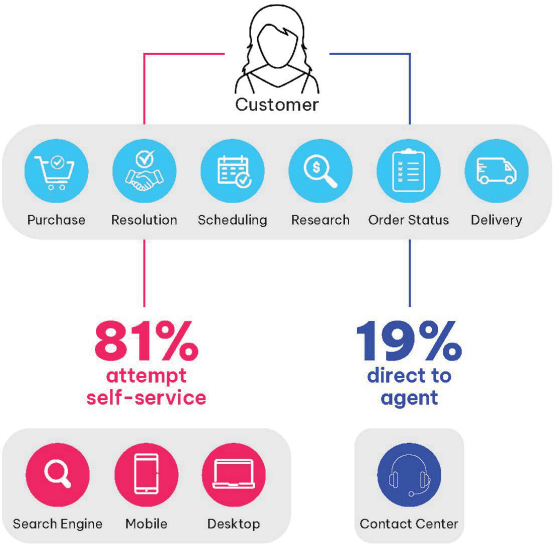

Help customers succeed at finding answers on their own, through the channel of their choice, whenever and wherever they may be.

FRUSTRATION OUT, KNOWLEDGE IN

Any channel, always available.

- Smart Knowledge Management self-service simplifies content for the contact center, making agents happy and customers happier. Structured content practices optimize site speed and performance for improved SEO ranking.
- Global knowledge: Provide one source of truth for agents and customers on all of your sites, brands, locales, languages, and product lines.
- Real-time capture and publishing: Create, manage, extend, and optimize knowledge that is immediately available to customers, agents and self-service bots.
- Optimize high-value content across channels and devices: Identify content gaps, inform product improvements, and map your knowledge management objectives to important business outcomes.

WHEN YOUR AGENTS SHINE, YOUR CUSTOMER EXPERIENCE DOES TOO

Keep agents two steps ahead.

- Reduce customer effort and frustration with well-equipped agents ready to assist your customers at the very first interaction. Customers don't have to repeat their problem and agents have more information which results in faster case resolution.
- Screen pops give agents the power to see what customers have searched for and seen prior to submitting a case, as well as suggested solutions based on the case subject line.
- Desktop integration: Extend your most important knowledge content right to the agents' workspace:
  - Contextual search based on ticket information
  - Customer context, including what they searched for and articles they've already viewed
  - Articles that have helped solve similar cases in the past

About NICE

With NICE (Nasdaq: NICE), it's never been easier for organizations of all sizes around the globe to create extraordinary customer experiences while meeting key business metrics. Featuring the world's #1 cloud native customer experience platform, CXone, NICE is a worldwide leader in AI-powered self-service and agent-assisted CX software for the contact center—and beyond. Over 25,000 organizations in more than 150 countries, including over 85 of the Fortune 100 companies, partner with NICE to transform—and elevate—every customer interaction.

www.nice.com

Waterfront Corporate Center III
221 River St, 10th & 11th Floors
Hoboken, New Jersey 07030

Visit nice.com

Contact us
www.nice.com/contact-us

Copyright © 2022, NICE Ltd. All rights reserved.

NICE
Make experiences flow

Desktop & Mobile

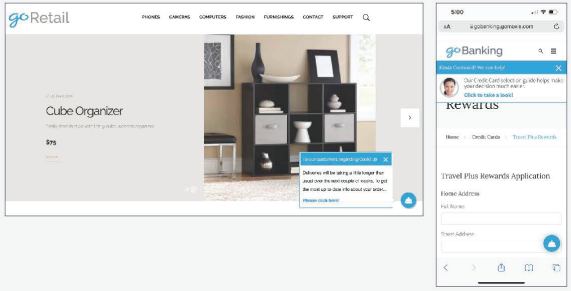

Engagement Mapper



Dashboard

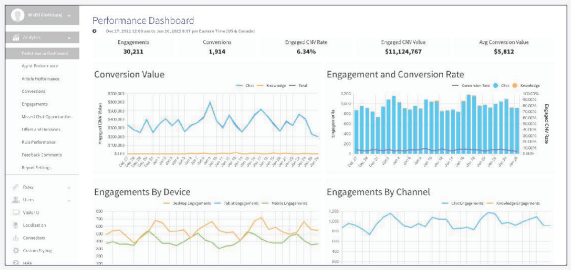

NO CODE SOLUTION BUILT FOR BUSINESS

- The patented Engagement Mapper enables business users to create engagement strategies without any assistance from IT. All you need to do is identify the customer struggle online and then, using a point and click interface, define the appropriate engagement to guide the customer through the struggle to a successful outcome.
- Mapped page elements and engagement rules can be re-used to engage customers across multiple web pages and even across multiple web properties to minimize effort and maximize portability. No coding skills or technical help needed!
- Engagement decisions can evaluate a wide assortment of criteria, including campaign data, journey data, page data, customer profile data, visit criteria, customer behavior including form elements, error messages triggered and even custom data from third-party systems of record.
- Publishing the rule deploys the engagement instantly at cloud scale across devices and mobile apps
- Integrated analytics give you near real-time insights into performance.

PERFORMANCE ANALYTICS

Integrated analytics highlight performance of engagement strategies within minutes of going live. Leverage A/B testing tools to evaluate the overall impact and use built-in analytics to slice and dice data by Rule, Device, Web Page, Articles, Agents, and a variety of other dimensions.

- Interactive dashboards display up to date KPIs (Key Performance Indicators) for snapshot views.
- Preconfigured reports detail engagements, conversions, conversion value, and uplift—the change in conversion value that occurs as result of the engagement.
- Performance-based reports evaluate agent performance, knowledge article performance and engagement rule performance.
- Cross-channel reports compare and combine Chat, Email and Knowledge channel performance.
- Cross-device reports demonstrate data specific to mobile, tablet and desktop users.
- Pipe data to feed in-house analytics and output in popular formats such as CSV.

About NICE

With NICE (Nasdaq: NICE), it's never been easier for organizations of all sizes around the globe to create extraordinary customer experiences while meeting key business metrics. Featuring the world's #1 cloud native customer experience platform, CXone, NICE is a worldwide leader in AI-powered self-service and agent-assisted CX software for the contact center—and beyond. Over 25,000 organizations in more than 150 countries, including over 85 of the Fortune 100 companies, partner with NICE to transform—and elevate—every customer interaction.

Waterfront Corporate Center III
221 River St, 10th & 11th Floors
Hoboken, New Jersey 07030

Visit nice.com

Contact us
www.nice.com/contact-us

Copyright © 2022, NICE Ltd. All rights reserved.

NICE Make experiences flow

NICE · CXone

CXone Guide

Real-time proactive guidance for web and in-app experiences

- Learn more
- Talk to a specialist 1-866-965-7227
- Contact us

CXone Guide provides proactive, contextual self-service guidance for Web and Mobile experiences. Guide removes friction along the digital customer journey by proactively delivering the right guidance at the right time. Guidance can be in the form of knowledge articles, bots and Intelligent Virtual Assistants (IVAs), or connect with an agent via chat or messaging.

Delivering the right information while the customer engages on web or mobile ensures they can get answers faster, where and when they need them, increasing conversions without consuming agent resources. CXone Guide is designed to be managed by business users without any involvement from IT.

CXone Guide has proven ROI with a Forrester Total Economic Impact study across customers highlighting a 701% ROI with a payback in less than three months.

PROACTIVE DIGITAL ENGAGEMENT

- CXone Guide engages customers proactively with the relevant and most appropriate offer of assistance which may be content from the knowledge base, a bot, an invitation to chat with a live agent, a hyperlink, or an offer to leave a message.
- CXone Guide is responsive and works across all form factors including mobile, tablet and desktop. Leverage the Guide Mobile SDK (Software Development Kit) to embed native functionality within iOS and Android apps.
- Digital engagement offers might be proactive or reactive. Reactive engagements are customer initiated while proactive engagements are automatically initiated by the platform based on business logic. Engagement channels include:
  - **Knowledge**: Automatically offers contextually relevant knowledge articles from CXone Expert delivered inline. Guide also allows customers to browse or search for additional content that might be relevant. This allows you to promote the content you created at the point of need with zero customer effort.
  - **Bot or Virtual Agent**: Proactively nudge the customer with contextually relevant offers to engage with a chatbot that can guide the customer through self-service.
  - **Live Chat**: Proactive chat enables your online agents to provide the same level of service as in-store representatives and assist visitors based on their behavior as they browse your site.
  - **Email**: Enables your visitors to send messages and ask questions so that representatives can respond in a timely manner.
  - **Hyperlink**: Redirect your customers to web pages that contain the answers they need.

KEY FEATURES

- Remove friction from the digital journey by proactively engaging customers across all devices
- Engage using knowledge articles, bots, chat/messaging, hyperlinks, or email
- Deploy Guide on your web site and on your mobile app in days. Zero code tools allow business users the flexibility to make updates without the need for IT involvement
- Analytics to understand performance and drive continuous optimization
- Mobile SDK allows native Guide functionality within iOS and Android apps. Choose from a preconfigured package or build your own experience

BENEFITS

- Increase customer acquisition and conversion rates by up to 6% points while increasing transaction value between 50% and 100% by providing struggling customers with answers proactively
- Reduce contact volume by 30% by proactively delivering answers to customers before they need to call or chat with customer service
- Increase self-service by up to 89% by proactively delivering contextually relevant content
- Business flexibility and agility tools that allow for constant iteration without any coding or IT assistance

Rate sheets on following pages.

This page is intentionally left blank.

100% post-consumer recycled content

Attachment D.1 - Maximum Rates to be Charged Assuming Cross-Jurisdictional Efficiencies between Lake Forest and Laguna Hills
Proposer Cost Assumptions

Instructions: Fill in the cost and productivity assumptions used to develop proposed rates as listed in Tables 1 - 4 below. Failure to provide the requested assumption data will be counted against proposers in the RFP evaluation. Cells shaded in yellow require proposer input.

Table 1: Residential Assumptions

Enter cost assumptions into yellow-shaded area below		
Density of Residential Curbside MSW	88.46	lbs. per cubic yard
Density of Residential Curbside Recyclable Materials	25.34	lbs. per cubic yard
Density of Residential Curbside Co-collected Yard Trimmings and Food Scraps	39.35	lbs. per cubic yard
Fully Burdened Cost per Hour to Operate Residential Side Loader	$ 130.00	$ per hour
Time to service 1 residential cart (includes time on and off route)	0.011	hours
Cost per ton for disposal	$ 42.76	$ per ton
Cost per ton for processing single-stream recyclables	$ 116.87	$ per ton
Composite revenue per ton for sale of single-stream recyclable materials	$ 110.27	$ per ton
Residue percentage of residential single-stream recyclables	29.85%	percent
Gate fee per ton for residential organics taken to a **composting** facility	$ 75.00	per ton
Transfer costs, per ton of residential organics, for transferring materials to proposed composting facility (leave blank if proposer is planning on direct-hauling from collection route to composting facility)		per ton
Revenue per ton for finished compost	$0-$15	per ton
Gate fee per ton for residential organics taken to an **anaerobic digestion (AD)** facility.	$ 102.75	per ton
Transfer costs, per ton of residential organics, for transferring materials to proposed AD facility (leave blank if proposer is planning on direct-hauling from collection route to AD facility)	$ 14.49	per ton
Revenue, including LCFS and RIN credits and revenue from sale of composted digestate, per ton for AD	$20-$30	per ton
Transfer costs, per ton of residential organics, for **transferring** materials to Orange County Waste and Recycling (OCW&R) **Bee Canyon Greenery (11002 Bee Canyon Access Road, Irvine, Ca) composting facility** should this facility accept co-collected organics during the term of the agreement	$ 3.61	per ton
Additional cost (or cost reduction) per ton of residential organics, for **direct-hauling** materials from collection routes directly to OCW&R composting facility **Bee Canyon Greenery** composting facility should this facility accept co-collected organics during the term of the agreement	$ 4.79	per ton
Transfer costs, per ton of residential organics, for **transferring** materials to OCW&R **Capistrano Greenery (32250 Avenida la Pata, SJC, Ca) composting facility** should this facility accept co-collected organics during the term of the agreement	$0.00 since CRR facility is in SJC. Will Direct Haul	per ton
Additional cost (or cost reduction) per ton of residential organics, for **direct-hauling** materials from collection routes directly to **OCW&R Capistrano Greenery** composting facility should this facility accept co-collected organics during the term of the agreement	$0.00 since CRR facility is also in SJC.	per ton
Transfer costs, per ton of residential organics, for **transferring** materials to OCW&R **Valencia Greenery (1942 N. Valencia Ave, Brea) composting facility** should this facility accept co-collected organics during the term of the agreement	$ 11.46	per ton
Additional cost (or cost reduction) per ton of residential organics, for **direct-hauling** materials from collection routes directly to **OCW&R Valencia Greenery** composting facility should this facility accept co-collected organics during the term of the agreement	$ 15.24	per ton

Table 2: Commercial and Multi-family Assumptions

Enter cost assumptions into yellow shaded area below		
Density of Commercial MSW	80.3	lbs. per cubic yard
Density of Commercial Recyclable Materials	24.49	lbs. per cubic yard
Density of Commercial Yard Trimmings	100	lbs. per cubic yard
Density of Commercial Food Scraps	200	lbs. per cubic yard
Density of Commercial Co-collected Food Scraps and Yard Trimmings	104.78	lbs. per cubic yard
Density of Multi-family MSW	80.3	lbs. per cubic yard
Density of Multi-family Recyclable Materials	24.49	lbs. per cubic yard
Density of Multi-family Yard Trimmings	100	lbs. per cubic yard
Density of Multi-family Food Scraps	200	lbs. per cubic yard

Density of Multi-family Co-collected Food Scraps and Yard Trimmings	104.78	lbs. per cubic yard
Time to service commercial/multi-family **CART** (includes time on and off route)	0.083	hours
Time to service commercial/multi-family BIN (includes time on and off route)	0.086	hours
Fully Burdened Cost per Hour to Operate Commercial Cart Collection Vehicle (CNG Vehicle) -	$ 130.00	$ per hour
Fully Burdened Cost per Hour to Operate CNG Commercial Front Loader	$ 130.00	$ per hour
Cost per ton for Residue disposal	$ 42.76	$ per ton
Cost per ton for processing commercial/multi-family single-stream recyclables	$ 116.87	$ per ton
Composite revenue per ton for sale of mixed commercial recyclable materials	$ 110.27	$ per ton
Residue percentage of commercial mixed recyclables	40%	$ per ton
Gate fee per ton for **composting** (exclude transportation)	$ 75.00	$ per ton
Transfer cost per ton of commercial organics taken to proposers' **composting** facility (if the proposer is proposing to transship commercial organics to a composting facility)	$ -	$ per ton
Cost per ton of transporting commercial organics to proposer's **composting** facility if it is direct-hauled to the facility off the collection route	$ 3.38	$ per ton
Revenue per ton for finished compost	$0-$15	$ per ton
Gate fee per ton for **co-digestion** (exclude transportation)	NA	$ per ton
Transfer cost per ton of commercial organics taken to proposer's **co-digestion** facility (if the proposer is proposing to transship commercial organics to a co-digestion facility)	NA	$ per ton
Cost per ton of transporting commercial organics to proposer's **co-digestion** facility if it is direct-hauled to the facility off the collection route	NA	$ per ton
Revenue, including LCFS and RIN credits and revenue from sale of composted digestate, per ton for co-digestion	NA	$ per ton
Gate fee per ton for **anaerobic digestion** (exclude transportation).	$ 139.00	$ per ton
Transfer cost per ton of commercial organics taken to proposer's **anaerobic digestion** facility (if the proposer is proposing to transship commercial organics to an AD facility)	$ 14.49	$ per ton
Cost per ton of transporting commercial organics to proposer's **anaerobic digestion** facility if it is direct-hauled to the facility off the collection route	NA	$ per ton
Revenue, including LCFS and RIN credits and revenue from sale of composted digestate, per ton for AD	$20-$30	$ per ton
Transfer costs, per ton of commercial organics, for **transferring** materials to Orange County Waste and Recycling (OCW&R) **Bee Canyon Greenery (11002 Bee Canyon Access Road, Irvine, Ca) composting facility** should this facility accept co-collected organics during the term of the agreement	$ 3.61	$ per ton
Additional cost (or cost reduction) per ton of commercial organics, for **direct-hauling** materials from collection routes directly to OCW&R composting facility **Bee Canyon Greenery** composting facility should this facility accept co-collected organics during the term of the agreement	$ 4.79	$ per ton
Transfer costs, per ton of commercial organics, for **transferring** materials to OCW&R **Capistrano Greenery (32250 Avenida la Pata, SJC, Ca) composting facility** should this facility accept co-collected organics during the term of the agreement	$0.00 since CRR facility is in SJC. Will Direct Haul	$ per ton
Additional cost (or cost reduction) per ton of commercial organics, for **direct-hauling** materials from collection routes directly to **OCW&R Capistrano Greenery** composting facility should this facility accept co-collected organics during the term of the agreement	$0.00 since CRR facility is also in SJC.	$ per ton
Transfer costs, per ton of commercial organics, for **transferring** materials to OCW&R **Valencia Greenery (1942 N. Valencia Ave, Brea) composting facility** should this facility accept co-collected organics during the term of the agreement	$ 11.46	$ per ton
Additional cost (or cost reduction) per ton of commercial organics, for **direct-hauling** materials from collection routes directly to **OCW&R Valencia Greenery** composting facility should this facility accept co-collected organics during the term of the agreement	$ 15.24	$ per ton
Cost per ton to transfer single-stream recyclables	$ 16.02	$ per ton
Cost per ton to transfer source-separated food scraps	$ 14.49	$ per ton
Cost per ton to transfer MSW	$ 5.41	$ per ton

Table 3. Cost Assumptions for Providing Core Special Services - Residential

	Number of Households in Lake Forest	Number of Households in Laguna Hills	Total Number of Households in Service Area (Laguna Hills and Lake Forest)	Projected Monthly Household Participation Percentage	Expected Number of Monthly Participating Households	Monthly Cost of Providing Service at Projected Participation Levels
Curbside collection of bulky items (includes white goods)	19,563	8,201	27,764	5.000%	1,388.20	$ 13,882.00
Mail-back collection of sharps for all SFH and MFH				0.150%	41.65	$ 1,245.22
Curbside collection of e-waste/u-waste (2 per household per year)				0.250%	69.41	$ 694.10
Curbside collection of HHW (2 per household per year)				0.250%	69.41	$ 694.10

	Number of Households in Lake Forest	Number of Households in Laguna Hills	Total Number of Households in Service Area (Laguna Hills and Lake Forest)	Projected **Annual** Household Participation Percentage	Annual Cost of Providing Annual HHW Collection Event at Projected Participation Levels
Annual HHW Collection Event	19,653	8,201	27,764	1.8%	59,970.24

Table 4: Assumed Weights for Temporary Bins, Roll-offs, and Compactors (used for rate items 7 - 17)

Container Size	Single Stream Recyclables	MSW to Landfill	Source-separated Food Scraps	Source-separated Yard Trimmings	Co-collected Food Scraps and Yard Trimmings	Mixed C&D
Temporary - 2 Cubic Yard Bin	0.0500	0.1000	0.3000	0.0950	0.0950	0.4000
Temporary - 3 Cubic Yard Bin	0.0750	0.1500	0.4500	0.1425	0.1425	0.6000
Temporary - 4 Cubic Yard Bin	0.1000	0.2000	0.6000	0.1900	0.1900	0.8000
Temporary - 6 Cubic Yard Bin	0.1500	0.3000	0.9000	0.2850	0.2850	1.2000
Temporary/Permanent - 10 Cubic Yard Roll-off	7.0000	7.0000	7.0000	7.0000	7.0000	7.0000
Temporary/Permanent - 20 Cubic Yard Roll-off	7.0000	7.0000	7.0000	7.0000	7.0000	7.0000
Temporary/Permanent - 25 Cubic Yard Roll-off	7.0000	7.0000	7.0000	7.0000	7.0000	7.0000
Temporary/Permanent - 30 Cubic Yard Roll-off	7.0000	7.0000	7.0000	7.0000	7.0000	7.0000
Temporary/Permanent - 40 Cubic Yard Roll-off	7.0000	7.0000	7.0000	7.0000	7.0000	7.0000
Permanent - 3 Cubic Yard Compactor	0.2250	0.4500	1.3500	0.4275	0.4275	
Permanent - 4 Cubic Yard Compactor	0.3000	0.6000	1.8000	0.5700	0.5700	
Permanent - 6 Cubic Yard Compactor	0.4500	0.9000	2.7000	0.8550	0.8550	
Permanent - 10 Cubic Yard Compactor	10.0000	10.0000	10.0000	10.0000	10.0000	
Permanent - 20 Cubic Yard Compactor	10.0000	10.0000	10.0000	10.0000	10.0000	
Permanent - 25 Cubic Yard Compactor	10.0000	10.0000	10.0000	10.0000	10.0000	
Permanent - 30 Cubic Yard Compactor	10.0000	10.0000	10.0000	10.0000	10.0000	
Permanent - 40 Cubic Yard Compactor	10.0000	10.0000	10.0000	10.0000	10.0000	

Attachment D.1 - Maximum Rates to be Charged Assuming Cross-Jurisdictional Efficiencies between Lake Forest and Laguna Hills

Fill in the rates proposed as the maximum rates to customers below for each level of service assuming cross-jurisdictional routing efficiencies between the two cities (Laguna Hills and Lake Forest). Rates must be broken down to show the collection cost, processing cost, disposal cost and capital costs (the capital component will not be escalated using the methodologies described in Attachment J). The procedure for adjusting costs throughout the term of the contract appears in **Article 14** of the Agreement. A sample calculation is shown in **Attachment J**. The disposal portion will only be adjusted as that cost actually changes. Disposal costs are a pass through cost and cannot include any mark up, overhead or administrative costs.

Rates must be submitted in 2025 dollars.

This form will become part of Attachment D.1 to the final Agreement.

1. Residential Basic Level of Service (weekly collection service unless otherwise stated)

#	Sector/Stream	Description	Size	Collection Component (85% Labor and 15% Fuel)			Processing Component	Disposal Component	Non-escalating Capital Component	Total Base Rate	Laguna Hills Regulatory Compliance Cost Component	Laguna Hills Procurement Cost Component	Laguna Hills Pavement Impact Cost Component	Total Laguna Hills Rate	Lake Forest Regulatory Compliance Cost	Lake Forest Procurement Cost	Lake Forest Pavement Impact Cost Component	Total Lake Forest Rate
				Labor	Fuel	Collection	Composting											
1a	Residential Curbside Organics	Co-collected Food scraps and Yard Trimmings Processed at a **Composting** Facility	30-35, 60-70, or 90-96 gallon	$ 3.43	$ 0.60	$ 4.03	$ 2.63	$ 0.46	$ 0.79	$ 7.91	$ 0.21	$ 0.04	$ 0.17	$ 8.33	$ 0.25	$ 0.04	$ 0.13	$ 8.33
1a	Residential Curbside Organics	Each **additional** Co-collected Food Scraps and Yard Trimmings - Compost	30-35, 60-70, or 90-96 gallon cart	$ 2.29	$ 0.40	$ 2.69	$ 2.63	$ 0.46	$ 0.64	$ 6.42	$ 0.17	$ 0.03	$ 0.14	$ 6.76	$ 0.20	$ 0.03	$ 0.11	$ 6.76
#	Sector/Stream	Description	Size	Collection Component (85% Labor and 15% Fuel)			Processing Component	Disposal Component	Non-escalating Capital Component	Total Base Rate	Laguna Hills Regulatory Compliance Cost Component	Laguna Hills Procurement Cost Component	Laguna Hills Pavement Impact Cost Component	Total Laguna Hills Rate	Lake Forest Regulatory Compliance Cost	Lake Forest Procurement Cost	Lake Forest Pavement Impact Cost Component	Total Lake Forest Rate
				Labor	Fuel	Collection	Anaerobic Digestion											
1b	Residential Curbside Organics	Co-collected Food scraps and Yard Trimmings Processed at an **Anaerobic Digestion** Facility	30-35, 60-70, or 90-96 gallon	$ 3.43	$ 0.60	$ 4.03	$ 4.54	$ 0.80	$ 1.04	$ 10.42	$ 0.28	$ 0.05	$ 0.22	$ 10.97	$ 0.33	$ 0.05	$ 0.18	$ 10.97
1b	Residential Curbside Organics	Each **additional** Co-collected Food Scraps and Yard Trimmings - Anaerobic Digestion	30-35, 60-70, or 90-96 gallon cart	$ 2.29	$ 0.40	$ 2.69	$ 4.54	$ 0.80	$ 0.89	$ 8.92	$ 0.24	$ 0.04	$ 0.19	$ 9.40	$ 0.28	$ 0.04	$ 0.15	$ 9.40
#	Sector/Stream	Description	Size	Collection Component (85% Labor and 15% Fuel)			Processing Component	Disposal Component	Non-escalating Capital Component	Total Base Rate	Laguna Hills Regulatory Compliance Cost Component	Laguna Hills Procurement Cost Component	Laguna Hills Pavement Impact Cost Component	Total Laguna Hills Rate	Lake Forest Regulatory Compliance Cost	Lake Forest Procurement Cost	Lake Forest Pavement Impact Cost Component	Total Lake Forest Rate
				Labor	Fuel	Collection	Clean MRF											
1c	Residential Curbside Recycling	Single-stream recycling cart (up to 2 per household)	30-35, 60-70, or 90-96 gallon	$ 4.29	$ 0.76	$ 5.04	$ (0.15)	$ 0.02	$ 0.55	$ 5.46	$ 0.15	$ 0.03	$ 0.12	$ 5.75	$ 0.17	$ 0.03	$ 0.09	$ 5.75
1c	Residential Curbside Recycling	A third, and additional, single-stream recycling cart	30-35, 60-70, or 90-96 gallon cart	$ 2.86	$ 0.50	$ 3.36	$ (0.15)	$ 0.02	$ 0.36	$ 3.59	$ 0.10	$ 0.02	$ 0.08	$ 3.78	$ 0.11	$ 0.02	$ 0.06	$ 3.78
#	Sector/Stream	Description	Size	Collection Component (85% Labor and 15% Fuel)			Disposal Component		Non-escalating Capital Component	Total Base Rate	Laguna Hills Regulatory Compliance Cost Component	Laguna Hills Procurement Cost Component	Laguna Hills Pavement Impact Cost Component	Total Laguna Hills Rate	Lake Forest Regulatory Compliance Cost	Lake Forest Procurement Cost	Lake Forest Pavement Impact Cost Component	Total Lake Forest Rate
1d	Residential Curbside MSW	MSW Cart to Landfill - Part of Residential Bundle	30-35 gallon cart	$ 4.51	$ 0.80	$ 5.31	$ 1.57		$ 0.76	$ 7.64	$ 0.20	$ 0.04	$ 0.16	$ 8.05	$ 0.24	$ 0.04	$ 0.13	$ 8.05
1d	Residential Curbside MSW	MSW Cart to Landfill - Part of Residential Bundle	60-70 gallon cart	$ 4.51	$ 0.80	$ 5.31	$ 2.92		$ 0.91	$ 9.14	$ 0.24	$ 0.04	$ 0.20	$ 9.63	$ 0.29	$ 0.04	$ 0.16	$ 9.63
1d	Residential Curbside MSW	MSW Cart to Landfill - Part of Residential Bundle	90-95 gallon cart	$ 4.51	$ 0.80	$ 5.31	$ 4.04		$ 1.04	$ 10.39	$ 0.28	$ 0.05	$ 0.22	$ 10.94	$ 0.33	$ 0.05	$ 0.18	$ 10.94
1d	Residential Curbside MSW	Each additional MSW cart to Landfill	30-35 gallon cart	$ 3.01	$ 0.53	$ 3.54	$ 1.57		$ 0.57	$ 5.68	$ 0.11	$ 0.16	$ 0.03	$ 5.98	$ 0.11	$ 0.16	$ 0.03	$ 5.98
1d	Residential Curbside MSW	Each additional MSW cart to Landfill	60-70 gallon cart	$ 3.01	$ 0.53	$ 3.54	$ 2.92		$ 0.72	$ 7.17	$ 0.14	$ 0.21	$ 0.04	$ 7.56	$ 0.14	$ 0.21	$ 0.04	$ 7.56
1d	Residential Curbside MSW	Each additional MSW cart to Landfill	90-95 gallon cart	$ 3.01	$ 0.53	$ 3.54	$ 4.04		$ 0.84	$ 8.42	$ 0.16	$ 0.24	$ 0.04	$ 8.87	$ 0.16	$ 0.24	$ 0.04	$ 8.87
#	Sector	Description	Summary of Service Configuration								Total Laguna Hills Residential 3-cart Rate				Total Lake Forest Residential 3-cart Rate			
1e	Residential 3-cart bundle	30-35 gal MSW, organics to **composting** facility	Residential Option 1e - 30-35 gal MSW Cart: One (1) 30-35 gal MSW; one (1) co-collected food scraps and yard trimmings of any size to **composting** facility; and up to two (2) recycling cart of any size (automatically calculated).								$ 22.13				$ 22.13			
2e	Residential 3-cart bundle	60-70-gal MSW, organics to **composting** facility	Residential Option 2e - 60-70-gal MSW Cart: One (1) 60-70 gal MSW; one (1) co-collected food scraps and yard trimmings of any size to **composting** facility; and up to two (2) recycling carts of any size (automatically calculated).								$ 23.71				$ 23.71			
3e	Residential 3-cart bundle	90-95-gal MSW, organics to **composting** facility	Residential Option 3e - 90-95-gal MSW Cart: One (1) 90-95-gal MSW; one (1) co-collected food scraps and yard trimmings of any size to **composting** facility; and up to two (2) recycling carts of any size (automatically calculated).								$ 25.02				$ 25.02			
1f	Residential 3-cart bundle	30-35 gal MSW, organics to **AD** facility	Residential Option 1f - 30-35 gal MSW Cart: One (1) 30-35 gal MSW; one (1) co-collected food scraps and yard trimmings of any size to **AD** facility; and up to two (2) recycling cart of any size (automatically calculated).								$ 24.77				$ 24.77			
2f	Residential 3-cart bundle	60-70-gal MSW, organics to **AD** facility	Residential Option 2f - 60-70-gal MSW Cart: One (1) 60-70 gal MSW; one (1) co-collected food scraps and yard trimmings of any size to **AD** facility; and up to two (2) recycling carts of any size (automatically calculated).								$ 26.34				$ 26.34			
3f	Residential 3-cart bundle	90-95-gal MSW, organics to **AD** facility	Residential Option 3f - 90-95-gal MSW Cart: One (1) 90-95-gal MSW; one (1) co-collected food scraps and yard trimmings of any size to **AD** facility; and up to two (2) recycling carts of any size (automatically calculated).								$ 27.66				$ 27.66			
#	Sector/Stream	Description	Size	Collection Component (85% Labor and 15% Fuel)			Processing Component	Disposal Component	Non-escalating Capital Component	Total Base Rate	Laguna Hills Regulatory Compliance Cost Component	Laguna Hills Procurement Cost Component	Laguna Hills Pavement Impact Cost Component	Total Laguna Hills Rate	Lake Forest Regulatory Compliance Cost Component	Lake Forest Procurement Cost Component	Lake Forest Pavement Impact Cost Component	Total Lake Forest Rate
				Labor	Fuel	Collection	Stable Bedding Processing Facility Selected in Proposal Form 26											
1g	Residential stable bedding cart service	Curbside residential cart service for stable bedding generated by equestrian households in residential areas. Stable bedding may be co-collected with Yard Trimmings and Food Scraps.	30-35, 60-70, or 90-96 gallon	$ 3.48	$ 0.61	$ 4.09	$ 34.42	$ 6.07	$ 4.95	$ 49.54	$ 1.33	$ 0.24	$ 1.07	$ 52.17	$ 1.55	$ 0.24	$ 0.84	$ 52.17
1g	Residential stable bedding bin service	Bin service for stable bedding generated by equestrian households in residential areas	3-yard bin	$ 12.43	$ 2.19	$ 14.62	$ 137.67	$ 24.29	$ 19.62	$ 196.20	$ 5.26	$ 0.95	$ 4.23	$ 206.64	$ 6.15	$ 0.95	$ 3.33	$ 206.64

Attachment D.1 - Maximum Rates to be Charged Assuming Cross-Jurisdictional Efficiencies between Lake Forest and Laguna Hills

Fill in the rates proposed as the maximum rates to customers below for each level of service assuming cross-jurisdictional routing efficiencies between the two cities (Laguna Hills and Lake Forest). Rates must be broken down to show the collection cost, processing cost, disposal cost and capital costs (the capital component will not be escalated). The procedure for adjusting costs throughout the term of the contract appears in **Article 14** of the Agreement. A sample calculation is shown in **Attachment J**. The disposal portion will only be adjusted as that cost actually changes. Disposal costs are a pass through cost and cannot include any mark up, overhead or administrative costs. As the amount of material being collected and handled is increasingly shifting into diversion, providing diversion services at no charge is no longer feasible and therefore is not permitted in this form. Best practices have identified that a Divertible materials collection rate that is 50% of the MSW rate obtains optimal generator participation. As noted in Section 6. MSW Rate Sheet commercial MSW rates may include any costs that are not recovered by offering Divertible Materials collection programs at 50% the rate for MSW. The rate proposed for collection of commercial, multi-family, temporary bin, temporary roll off, permanent roll off and compactor customers for divertible materials must be 50% lower than the rate proposed for collection of MSW materials.

Rates must be submitted in 2025 dollars.

Indicate the selected commercial and multi-family source-separated food scrap processing technology using the drop down:	**Composting**	<– the selected processing methodology will be shown in the Processing Component cell for the corresponding rate item in **Section 3** below. Proposers shall provide further details re: their proposed processing facility for this service line in the corresponding proposal form.
Indicate the selected commercial and multi-family source-separated yard trimmings processing technology using the drop down:	**Composting**	<– the selected processing methodology will be shown in the Processing Component cell for the corresponding rate item in **Section 4** below. Proposers shall provide further details re: their proposed processing facility for this service line in the corresponding proposal form.
Indicate the selected commercial and multi-family co-collected food scraps and yard trimmings processing technology using the drop down:	**Composting**	<– the selected processing methodology will be shown in the Processing Component cell for the corresponding rate item in **Section 5** below. Proposers shall provide further details re: their proposed processing facility for this service line in the corresponding proposal form.

This form will become part of Attachment D.1 to the final Agreement.

2. Commercial and Multi-Family Single-Material and Single-Stream Recyclables

#	Sector/Stream	Description	Size	Frequency of Collection	Collection Component (85% Labor and 15% Fuel)			Processing Component	Disposal Component	Non-escalating Capital Component	Total Base Rate	Laguna Hills Regulatory Compliance Cost Component	Laguna Hills Procurement Cost Component	Laguna Hills Pavement Impact Cost Component	Total Laguna Hills Rate	Lake Forest Regulatory Compliance Cost Component	Lake Forest Procurement Cost Component	Lake Forest Pavement Impact Cost Component	Total Lake Forest Rate
					Labor	Fuel	Collection	Clean MRF											
2a	Commercial and Multi-family Recyclables	Single-stream and Single-stream Recyclables Service	35-gallon Cart	1 pick-up per week	$ 25.90	$ 4.57	$ 30.48	$ 1.96	$ 0.35	$ 3.64	$ 36.43	$ 3.14	$ 0.65	$ 2.74	$ 42.96	$ 2.14	$ 0.38	$ 1.24	$ 40.18
2a	Commercial and Multi-family Recyclables	Single-stream and Single-stream Recyclables Service	35-gallon Cart	2 pick-up per week	$ 34.82	$ 6.14	$ 40.96	$ 3.92	$ 0.69	$ 5.06	$ 50.64	$ 4.36	$ 0.91	$ 3.81	$ 59.72	$ 2.97	$ 0.52	$ 1.72	$ 55.85
2a	Commercial and Multi-family Recyclables	Single-stream and Single-stream Recyclables Service	35-gallon Cart	3 pick-up per week	$ 39.79	$ 7.02	$ 46.81	$ 5.89	$ 1.04	$ 5.97	$ 59.71	$ 5.14	$ 1.07	$ 4.50	$ 70.41	$ 3.50	$ 0.61	$ 2.03	$ 65.85
2a	Commercial and Multi-family Recyclables	Single-stream and Single-stream Recyclables Service	35-gallon Cart	4 pick-up per week	$ 48.08	$ 8.48	$ 56.56	$ 7.85	$ 1.38	$ 7.31	$ 73.11	$ 6.29	$ 1.31	$ 5.51	$ 86.22	$ 4.29	$ 0.75	$ 2.48	$ 80.63
2a	Commercial and Multi-family Recyclables	Single-stream and Single-stream Recyclables Service	35-gallon Cart	5 pick-up per week	$ 55.95	$ 9.87	$ 65.83	$ 9.81	$ 1.73	$ 8.60	$ 85.97	$ 7.40	$ 1.54	$ 6.47	$ 101.38	$ 5.05	$ 0.89	$ 2.92	$ 94.82
2a	Commercial and Multi-family Recyclables	Single-stream and Single-stream Recyclables Service	35-gallon Cart	6 pick-up per week	$ 63.41	$ 11.19	$ 74.60	$ 11.77	$ 2.08	$ 9.83	$ 98.28	$ 8.46	$ 1.76	$ 7.40	$ 115.91	$ 5.77	$ 1.01	$ 3.34	$ 108.40
2b	Commercial and Multi-family Recyclables	Single-stream and Single-stream Recyclables Service	65-gallon Cart	1 pick-up per week	$ 25.90	$ 4.57	$ 30.48	$ 3.64	$ 0.64	$ 3.86	$ 38.63	$ 3.32	$ 0.69	$ 2.91	$ 45.55	$ 2.27	$ 0.40	$ 1.31	$ 42.60
2b	Commercial and Multi-family Recyclables	Single-stream and Single-stream Recyclables Service	65-gallon Cart	2 pick-up per week	$ 34.82	$ 6.14	$ 40.96	$ 7.29	$ 1.29	$ 5.50	$ 55.04	$ 4.74	$ 0.99	$ 4.15	$ 64.91	$ 3.23	$ 0.57	$ 1.87	$ 60.70
2b	Commercial and Multi-family Recyclables	Single-stream and Single-stream Recyclables Service	65-gallon Cart	3 pick-up per week	$ 39.79	$ 7.02	$ 46.81	$ 10.93	$ 1.93	$ 6.63	$ 66.30	$ 5.71	$ 1.19	$ 4.99	$ 78.19	$ 3.89	$ 0.68	$ 2.25	$ 73.13
2b	Commercial and Multi-family Recyclables	Single-stream and Single-stream Recyclables Service	65-gallon Cart	4 pick-up per week	$ 48.08	$ 8.48	$ 56.56	$ 14.58	$ 2.57	$ 8.19	$ 81.90	$ 7.05	$ 1.47	$ 6.17	$ 96.59	$ 4.81	$ 0.84	$ 2.78	$ 90.33
2b	Commercial and Multi-family Recyclables	Single-stream and Single-stream Recyclables Service	65-gallon Cart	5 pick-up per week	$ 55.95	$ 9.87	$ 65.83	$ 18.22	$ 3.22	$ 9.70	$ 96.96	$ 8.35	$ 1.74	$ 7.30	$ 114.34	$ 5.69	$ 1.00	$ 3.29	$ 106.94
2b	Commercial and Multi-family Recyclables	Single-stream and Single-stream Recyclables Service	65-gallon Cart	6 pick-up per week	$ 63.41	$ 11.19	$ 74.60	$ 21.86	$ 3.86	$ 11.15	$ 111.47	$ 9.60	$ 2.00	$ 8.40	$ 131.46	$ 6.54	$ 1.15	$ 3.79	$ 122.95
2c	Commercial and Multi-family Recyclables	Single-stream and Single-stream Recyclables Service	95-gallon Cart	1 pick-up per week	$ 25.90	$ 4.57	$ 30.48	$ 5.33	$ 0.94	$ 4.08	$ 40.82	$ 3.51	$ 0.73	$ 3.07	$ 48.14	$ 2.40	$ 0.42	$ 1.39	$ 45.03
2c	Commercial and Multi-family Recyclables	Single-stream and Single-stream Recyclables Service	95-gallon Cart	2 pick-up per week	$ 34.82	$ 6.14	$ 40.96	$ 10.65	$ 1.88	$ 5.94	$ 59.43	$ 5.12	$ 1.07	$ 4.48	$ 70.09	$ 3.49	$ 0.61	$ 2.02	$ 65.55
2c	Commercial and Multi-family Recyclables	Single-stream and Single-stream Recyclables Service	95-gallon Cart	3 pick-up per week	$ 39.79	$ 7.02	$ 46.81	$ 15.98	$ 2.82	$ 7.29	$ 72.90	$ 6.27	$ 1.31	$ 5.49	$ 85.97	$ 4.28	$ 0.75	$ 2.48	$ 80.40
2c	Commercial and Multi-family Recyclables	Single-stream and Single-stream Recyclables Service	95-gallon Cart	4 pick-up per week	$ 48.08	$ 8.48	$ 56.56	$ 21.30	$ 3.76	$ 9.07	$ 90.69	$ 7.81	$ 1.63	$ 6.83	$ 106.96	$ 5.32	$ 0.93	$ 3.08	$ 100.03
2c	Commercial and Multi-family Recyclables	Single-stream and Single-stream Recyclables Service	95-gallon Cart	5 pick-up per week	$ 55.95	$ 9.87	$ 65.83	$ 26.63	$ 4.70	$ 10.79	$ 107.95	$ 9.29	$ 1.94	$ 8.13	$ 127.31	$ 6.34	$ 1.11	$ 3.67	$ 119.06
2c	Commercial and Multi-family Recyclables	Single-stream and Single-stream Recyclables Service	95-gallon Cart	6 pick-up per week	$ 63.41	$ 11.19	$ 74.60	$ 31.95	$ 5.64	$ 12.47	$ 124.66	$ 10.73	$ 2.24	$ 9.39	$ 147.02	$ 7.32	$ 1.28	$ 4.24	$ 137.50
2d	Commercial and Multi-family Recyclables	Single-stream and Single-stream Recyclables Service	1 Cubic Yard Bin (standalone or half of 2-yard split bin)	1 pick-up per week	$ 20.72	$ 3.66	$ 24.38	$ 11.32	$ 2.00	$ 4.19	$ 41.89	$ 3.61	$ 0.75	$ 3.16	$ 49.40	$ 2.46	$ 0.43	$ 1.42	$ 46.21
2d	Commercial and Multi-family Recyclables	Single-stream and Single-stream Recyclables Service	1 Cubic Yard Bin (standalone or half of 2-yard split bin)	2 pick-up per week	$ 27.85	$ 4.92	$ 32.77	$ 22.65	$ 4.00	$ 6.60	$ 66.01	$ 5.68	$ 1.18	$ 4.97	$ 77.85	$ 3.87	$ 0.68	$ 2.24	$ 72.81
2d	Commercial and Multi-family Recyclables	Single-stream and Single-stream Recyclables Service	1 Cubic Yard Bin (standalone or half of 2-yard split bin)	3 pick-up per week	$ 31.83	$ 5.62	$ 37.45	$ 33.97	$ 5.99	$ 8.60	$ 86.02	$ 7.40	$ 1.54	$ 6.48	$ 101.44	$ 5.05	$ 0.89	$ 2.92	$ 94.87
2d	Commercial and Multi-family Recyclables	Single-stream and Single-stream Recyclables Service	1 Cubic Yard Bin (standalone or half of 2-yard split bin)	4 pick-up per week	$ 38.46	$ 6.79	$ 45.25	$ 45.29	$ 7.99	$ 10.95	$ 109.49	$ 9.42	$ 1.96	$ 8.25	$ 129.12	$ 6.43	$ 1.13	$ 3.72	$ 120.76
2d	Commercial and Multi-family Recyclables	Single-stream and Single-stream Recyclables Service	1 Cubic Yard Bin (standalone or half of 2-yard split bin)	5 pick-up per week	$ 44.76	$ 7.90	$ 52.66	$ 56.62	$ 9.99	$ 13.25	$ 132.52	$ 11.41	$ 2.38	$ 9.98	$ 156.29	$ 7.78	$ 1.36	$ 4.50	$ 146.17
2d	Commercial and Multi-family Recyclables	Single-stream and Single-stream Recyclables Service	1 Cubic Yard Bin (standalone or half of 2-yard split bin)	6 pick-up per week	$ 50.73	$ 8.95	$ 59.68	$ 67.94	$ 11.99	$ 15.51	$ 155.13	$ 13.35	$ 2.78	$ 11.68	$ 182.95	$ 9.11	$ 1.60	$ 5.27	$ 171.10
2e	Commercial and Multi-family Recyclables	Single-stream and Single-stream Recyclables Service	1.5 Cubic Yard Bin (standalone or half of 3-yard split bin)	1 pick-up per week	$ 20.72	$ 3.66	$ 24.38	$ 16.99	$ 3.00	$ 4.93	$ 49.29	$ 4.24	$ 0.88	$ 3.71	$ 58.13	$ 2.89	$ 0.51	$ 1.68	$ 54.37
2e	Commercial and Multi-family Recyclables	Single-stream and Single-stream Recyclables Service	1.5 Cubic Yard Bin (standalone or half of 3-yard split bin)	2 pick-up per week	$ 27.85	$ 4.92	$ 32.77	$ 33.97	$ 5.99	$ 8.08	$ 80.81	$ 6.96	$ 1.45	$ 6.09	$ 95.31	$ 4.74	$ 0.83	$ 2.75	$ 89.14
2e	Commercial and Multi-family Recyclables	Single-stream and Single-stream Recyclables Service	1.5 Cubic Yard Bin (standalone or half of 3-yard split bin)	3 pick-up per week	$ 31.83	$ 5.62	$ 37.45	$ 50.96	$ 8.99	$ 10.82	$ 108.22	$ 9.32	$ 1.94	$ 8.15	$ 127.63	$ 6.35	$ 1.11	$ 3.68	$ 119.36
2e	Commercial and Multi-family Recyclables	Single-stream and Single-stream Recyclables Service	1.5 Cubic Yard Bin (standalone or half of 3-yard split bin)	4 pick-up per week	$ 38.46	$ 6.79	$ 45.25	$ 67.94	$ 11.99	$ 13.91	$ 139.09	$ 11.97	$ 2.49	$ 10.48	$ 164.03	$ 8.16	$ 1.43	$ 4.73	$ 153.41
2e	Commercial and Multi-family Recyclables	Single-stream and Single-stream Recyclables Service	1.5 Cubic Yard Bin (standalone or half of 3-yard split bin)	5 pick-up per week	$ 44.76	$ 7.90	$ 52.66	$ 84.93	$ 14.99	$ 16.95	$ 169.53	$ 14.59	$ 3.04	$ 12.77	$ 199.93	$ 9.95	$ 1.75	$ 5.76	$ 186.99
2e	Commercial and Multi-family Recyclables	Single-stream and Single-stream Recyclables Service	1.5 Cubic Yard Bin (standalone or half of 3-yard split bin)	6 pick-up per week	$ 50.73	$ 8.95	$ 59.68	$ 101.91	$ 17.98	$ 19.95	$ 199.53	$ 17.18	$ 3.58	$ 15.03	$ 235.32	$ 11.71	$ 2.05	$ 6.78	$ 220.08
2f	Commercial and Multi-family Recyclables	Single-stream and Single-stream Recyclables Service	2 Cubic Yard Bin (standalone or half of 4-yard split bin)	1 pick-up per week	$ 20.72	$ 3.66	$ 24.38	$ 22.65	$ 4.00	$ 5.67	$ 56.69	$ 4.88	$ 1.02	$ 4.27	$ 66.86	$ 3.33	$ 0.58	$ 1.93	$ 62.53
2f	Commercial and Multi-family Recyclables	Single-stream and Single-stream Recyclables Service	2 Cubic Yard Bin (standalone or half of 4-yard split bin)	2 pick-up per week	$ 27.85	$ 4.92	$ 32.77	$ 45.29	$ 7.99	$ 9.56	$ 95.62	$ 8.23	$ 1.71	$ 7.20	$ 112.76	$ 5.61	$ 0.98	$ 3.25	$ 105.46
2f	Commercial and Multi-family Recyclables	Single-stream and Single-stream Recyclables Service	2 Cubic Yard Bin (standalone or half of 4-yard split bin)	3 pick-up per week	$ 31.83	$ 5.62	$ 37.45	$ 67.94	$ 11.99	$ 13.04	$ 130.42	$ 11.23	$ 2.34	$ 9.82	$ 153.81	$ 7.66	$ 1.34	$ 4.43	$ 143.85
2f	Commercial and Multi-family Recyclables	Single-stream and Single-stream Recyclables Service	2 Cubic Yard Bin (standalone or half of 4-yard split bin)	4 pick-up per week	$ 38.46	$ 6.79	$ 45.25	$ 90.59	$ 15.99	$ 16.87	$ 168.70	$ 14.52	$ 3.03	$ 12.71	$ 198.95	$ 9.90	$ 1.74	$ 5.73	$ 186.07
2f	Commercial and Multi-family Recyclables	Single-stream and Single-stream Recyclables Service	2 Cubic Yard Bin (standalone or half of 4-yard split bin)	5 pick-up per week	$ 44.76	$ 7.90	$ 52.66	$ 113.24	$ 19.98	$ 20.65	$ 206.54	$ 17.78	$ 3.70	$ 15.56	$ 243.57	$ 12.12	$ 2.13	$ 7.02	$ 227.80
2f	Commercial and Multi-family Recyclables	Single-stream and Single-stream Recyclables Service	2 Cubic Yard Bin (standalone or half of 4-yard split bin)	6 pick-up per week	$ 50.73	$ 8.95	$ 59.68	$ 135.88	$ 23.98	$ 24.39	$ 243.94	$ 21.00	$ 4.37	$ 18.37	$ 287.69	$ 14.32	$ 2.51	$ 8.29	$ 269.06
2g	Commercial and Multi-family Recyclables	Single-stream and Single-stream Recyclables Service	3 Cubic Yard Bin	1 pick-up per week	$ 26.64	$ 4.70	$ 31.35	$ 33.97	$ 5.99	$ 7.92	$ 79.24	$ 6.82	$ 1.42	$ 5.97	$ 93.45	$ 4.65	$ 0.82	$ 2.69	$ 87.40
2g	Commercial and Multi-family Recyclables	Single-stream and Single-stream Recyclables Service	3 Cubic Yard Bin	2 pick-up per week	$ 35.81	$ 6.32	$ 42.13	$ 67.94	$ 11.99	$ 13.56	$ 135.62	$ 11.67	$ 2.43	$ 10.21	$ 159.95	$ 7.96	$ 1.40	$ 4.61	$ 149.59
2g	Commercial and Multi-family Recyclables	Single-stream and Single-stream Recyclables Service	3 Cubic Yard Bin	3 pick-up per week	$ 40.93	$ 7.22	$ 48.15	$ 101.91	$ 17.98	$ 18.67	$ 186.72	$ 16.07	$ 3.35	$ 14.06	$ 220.20	$ 10.96	$ 1.92	$ 6.34	$ 205.94
2g	Commercial and Multi-family Recyclables	Single-stream and Single-stream Recyclables Service	3 Cubic Yard Bin	4 pick-up per week	$ 49.45	$ 8.73	$ 58.18	$ 135.88	$ 23.98	$ 24.23	$ 242.27	$ 20.85	$ 4.34	$ 18.25	$ 285.72	$ 14.22	$ 2.49	$ 8.23	$ 267.22

2. Commercial and Multi-Family Single-Material and Single-Stream Recyclables

					Collection Component (85% Labor and 15% Fuel)			Processing Component	Disposal Component	Non-escalating Capital Component	Total Base Rate				Total Laguna Hills Rate	Lake Forest Regulatory	Lake Forest		Total Lake Forest Rate
2g	Commercial and Multi-family Recyclables	Single-stream and Single-stream Recyclables Service	3 Cubic Yard Bin	5 pick-up per week	$ 57.55	$ 10.16	$ 67.71	$ 169.86	$ 29.97	$ 29.73	$ 297.26	$ 25.59	$ 5.33	$ 22.39	$ 350.57	$ 17.45	$ 3.06	$ 10.10	$ 327.87
2g	Commercial and Multi-family Recyclables	Single-stream and Single-stream Recyclables Service	3 Cubic Yard Bin	6 pick-up per week	$ 65.23	$ 11.51	$ 76.74	$ 203.83	$ 35.97	$ 35.17	$ 351.70	$ 30.27	$ 6.31	$ 26.49	$ 414.77	$ 20.64	$ 3.62	$ 11.95	$ 387.92
2h	Commercial and Multi-family Recyclables	Single-stream and Single-stream Recyclables Service	4 Cubic Yard Bin	1 pick-up per week	$ 35.53	$ 6.27	$ 41.80	$ 45.29	$ 7.99	$ 10.56	$ 105.65	$ 9.09	$ 1.89	$ 7.96	$ 124.59	$ 6.20	$ 1.09	$ 3.59	$ 116.53
2h	Commercial and Multi-family Recyclables	Single-stream and Single-stream Recyclables Service	4 Cubic Yard Bin	2 pick-up per week	$ 47.75	$ 8.43	$ 56.17	$ 90.59	$ 15.99	$ 18.08	$ 180.83	$ 15.57	$ 3.24	$ 13.62	$ 213.26	$ 10.61	$ 1.86	$ 6.14	$ 199.45
2h	Commercial and Multi-family Recyclables	Single-stream and Single-stream Recyclables Service	4 Cubic Yard Bin	3 pick-up per week	$ 54.57	$ 9.63	$ 64.20	$ 135.88	$ 23.98	$ 24.90	$ 248.96	$ 21.43	$ 4.46	$ 18.75	$ 293.60	$ 14.61	$ 2.56	$ 8.46	$ 274.59
2h	Commercial and Multi-family Recyclables	Single-stream and Single-stream Recyclables Service	4 Cubic Yard Bin	4 pick-up per week	$ 65.94	$ 11.64	$ 77.57	$ 181.18	$ 31.97	$ 32.30	$ 323.03	$ 27.81	$ 5.79	$ 24.33	$ 380.95	$ 18.96	$ 3.33	$ 10.98	$ 356.29
2h	Commercial and Multi-family Recyclables	Single-stream and Single-stream Recyclables Service	4 Cubic Yard Bin	5 pick-up per week	$ 76.74	$ 13.54	$ 90.28	$ 226.47	$ 39.97	$ 39.64	$ 396.35	$ 34.12	$ 7.11	$ 29.85	$ 467.43	$ 23.26	$ 4.08	$ 13.47	$ 437.17
2h	Commercial and Multi-family Recyclables	Single-stream and Single-stream Recyclables Service	4 Cubic Yard Bin	6 pick-up per week	$ 86.97	$ 15.35	$ 102.32	$ 271.77	$ 47.96	$ 46.89	$ 468.94	$ 40.36	$ 8.41	$ 35.32	$ 553.03	$ 27.52	$ 4.83	$ 15.94	$ 517.22
2i	Commercial and Multi-family Recyclables	Single-stream and Single-stream Recyclables Service	6 Cubic Yard Bin	1 pick-up per week	$ 53.29	$ 9.40	$ 62.69	$ 67.94	$ 11.99	$ 15.85	$ 158.47	$ 13.64	$ 2.84	$ 11.94	$ 186.89	$ 9.30	$ 1.63	$ 5.39	$ 174.79
2i	Commercial and Multi-family Recyclables	Single-stream and Single-stream Recyclables Service	6 Cubic Yard Bin	2 pick-up per week	$ 71.62	$ 12.64	$ 84.26	$ 135.88	$ 23.98	$ 27.12	$ 271.25	$ 23.35	$ 4.86	$ 20.43	$ 319.89	$ 15.92	$ 2.79	$ 9.22	$ 299.18
2i	Commercial and Multi-family Recyclables	Single-stream and Single-stream Recyclables Service	6 Cubic Yard Bin	3 pick-up per week	$ 81.85	$ 14.44	$ 96.30	$ 203.83	$ 35.97	$ 37.34	$ 373.44	$ 32.14	$ 6.70	$ 28.13	$ 440.40	$ 21.92	$ 3.85	$ 12.69	$ 411.89
2i	Commercial and Multi-family Recyclables	Single-stream and Single-stream Recyclables Service	6 Cubic Yard Bin	4 pick-up per week	$ 98.90	$ 17.45	$ 116.36	$ 271.77	$ 47.96	$ 48.45	$ 484.54	$ 41.71	$ 8.69	$ 36.49	$ 571.43	$ 28.44	$ 4.99	$ 16.47	$ 534.43
2i	Commercial and Multi-family Recyclables	Single-stream and Single-stream Recyclables Service	6 Cubic Yard Bin	5 pick-up per week	$ 115.10	$ 20.31	$ 135.42	$ 339.71	$ 59.95	$ 59.45	$ 594.53	$ 51.18	$ 10.66	$ 44.78	$ 701.14	$ 34.90	$ 6.12	$ 20.20	$ 655.75
2i	Commercial and Multi-family Recyclables	Single-stream and Single-stream Recyclables Service	6 Cubic Yard Bin	6 pick-up per week	$ 130.45	$ 23.02	$ 153.47	$ 407.65	$ 71.94	$ 70.34	$ 703.40	$ 60.55	$ 12.61	$ 52.98	$ 829.54	$ 41.29	$ 7.24	$ 23.90	$ 775.84

3. Commercial and Multi-Family Source-separated Food Scraps

*Note: Food scraps will only be collected in 35-gal, 65-gal, 1-yard, 1.5 yard, and 2-yard containers. Food scraps will **not** be collected as part of split bin service.*

#	Sector/Stream	Description	Size	Frequency of Collection	Collection Component (85% Labor and 15% Fuel)			Processing Component	Disposal Component	Non-escalating Capital Component	Total Base Rate	Laguna Hills Regulatory Compliance Cost Component	Laguna Hills Procurement Cost Component	Laguna Hills Pavement Impact Cost Component	Total Laguna Hills Rate	Compliance Cost Component	Procurement Cost Component	Lake Forest Pavement Impact Cost Component	Total Lake Forest Rate
					Labor	Fuel	Collection	Composting											
3a	Commercial and Multi-family Food Scraps	Source-separated Food Scraps	35-gallon Cart	1 pick-up per week	$ 25.90	$ 4.57	$ 30.48	$ 1.96	$ 0.35	$ 3.64	$ 36.43	$ 3.14	$ 0.65	$ 2.74	$ 42.96	$ 2.14	$ 0.38	$ 1.24	$ 40.18
3a	Commercial and Multi-family Food Scraps	Source-separated Food Scraps	35-gallon Cart	2 pick-up per week	$ 34.82	$ 6.14	$ 40.96	$ 3.92	$ 0.69	$ 5.06	$ 50.64	$ 4.36	$ 0.91	$ 3.81	$ 59.72	$ 2.97	$ 0.52	$ 1.72	$ 55.85
3a	Commercial and Multi-family Food Scraps	Source-separated Food Scraps	35-gallon Cart	3 pick-up per week	$ 39.79	$ 7.02	$ 46.81	$ 5.89	$ 1.04	$ 5.97	$ 59.71	$ 5.14	$ 1.07	$ 4.50	$ 70.41	$ 3.50	$ 0.61	$ 2.03	$ 65.85
3a	Commercial and Multi-family Food Scraps	Source-separated Food Scraps	35-gallon Cart	4 pick-up per week	$ 48.08	$ 8.48	$ 56.56	$ 7.85	$ 1.38	$ 7.31	$ 73.11	$ 6.29	$ 1.31	$ 5.51	$ 86.22	$ 4.29	$ 0.75	$ 2.48	$ 80.63
3a	Commercial and Multi-family Food Scraps	Source-separated Food Scraps	35-gallon Cart	5 pick-up per week	$ 55.95	$ 9.87	$ 65.83	$ 9.81	$ 1.73	$ 8.60	$ 85.97	$ 7.40	$ 1.54	$ 6.47	$ 101.38	$ 5.05	$ 0.89	$ 2.92	$ 94.82
3a	Commercial and Multi-family Food Scraps	Source-separated Food Scraps	35-gallon Cart	6 pick-up per week	$ 63.41	$ 11.19	$ 74.60	$ 11.77	$ 2.08	$ 9.83	$ 98.28	$ 8.46	$ 1.76	$ 7.40	$ 115.91	$ 5.77	$ 1.01	$ 3.34	$ 108.40
3b	Commercial and Multi-family Food Scraps	Source-separated Food Scraps	65-gallon Cart	1 pick-up per week	$ 25.90	$ 4.57	$ 30.48	$ 3.64	$ 0.64	$ 3.86	$ 38.63	$ 3.32	$ 0.69	$ 2.91	$ 45.55	$ 2.27	$ 0.40	$ 1.31	$ 42.60
3b	Commercial and Multi-family Food Scraps	Source-separated Food Scraps	65-gallon Cart	2 pick-up per week	$ 34.82	$ 6.14	$ 40.96	$ 7.29	$ 1.29	$ 5.50	$ 55.04	$ 4.74	$ 0.99	$ 4.15	$ 64.91	$ 3.23	$ 0.57	$ 1.87	$ 60.70
3b	Commercial and Multi-family Food Scraps	Source-separated Food Scraps	65-gallon Cart	3 pick-up per week	$ 39.79	$ 7.02	$ 46.81	$ 10.93	$ 1.93	$ 6.63	$ 66.30	$ 5.71	$ 1.19	$ 4.99	$ 78.19	$ 3.89	$ 0.68	$ 2.25	$ 73.13
3b	Commercial and Multi-family Food Scraps	Source-separated Food Scraps	65-gallon Cart	4 pick-up per week	$ 48.08	$ 8.48	$ 56.56	$ 14.58	$ 2.57	$ 8.19	$ 81.90	$ 7.05	$ 1.47	$ 6.17	$ 96.59	$ 4.81	$ 0.84	$ 2.78	$ 90.33
3b	Commercial and Multi-family Food Scraps	Source-separated Food Scraps	65-gallon Cart	5 pick-up per week	$ 55.95	$ 9.87	$ 65.83	$ 18.22	$ 3.22	$ 9.70	$ 96.96	$ 8.35	$ 1.74	$ 7.30	$ 114.34	$ 5.69	$ 1.00	$ 3.29	$ 106.94
3b	Commercial and Multi-family Food Scraps	Source-separated Food Scraps	65-gallon Cart	6 pick-up per week	$ 63.41	$ 11.19	$ 74.60	$ 21.86	$ 3.86	$ 11.15	$ 111.47	$ 9.60	$ 2.00	$ 8.40	$ 131.46	$ 6.54	$ 1.15	$ 3.79	$ 122.95
3c	Commercial and Multi-family Food Scraps	Source-separated Food Scraps	1 Cubic Yard Bin	1 pick-up per week	$ 25.90	$ 4.57	$ 30.48	$ 5.33	$ 0.94	$ 4.08	$ 40.82	$ 3.51	$ 0.73	$ 3.07	$ 48.14	$ 2.40	$ 0.42	$ 1.39	$ 45.03
3c	Commercial and Multi-family Food Scraps	Source-separated Food Scraps	1 Cubic Yard Bin	2 pick-up per week	$ 34.82	$ 6.14	$ 40.96	$ 10.65	$ 1.88	$ 5.94	$ 59.43	$ 5.12	$ 1.07	$ 4.48	$ 70.09	$ 3.49	$ 0.61	$ 2.02	$ 65.55
3c	Commercial and Multi-family Food Scraps	Source-separated Food Scraps	1 Cubic Yard Bin	3 pick-up per week	$ 39.79	$ 7.02	$ 46.81	$ 15.98	$ 2.82	$ 7.29	$ 72.90	$ 6.27	$ 1.31	$ 5.49	$ 85.97	$ 4.28	$ 0.75	$ 2.48	$ 80.40
3c	Commercial and Multi-family Food Scraps	Source-separated Food Scraps	1 Cubic Yard Bin	4 pick-up per week	$ 48.08	$ 8.48	$ 56.56	$ 21.30	$ 3.76	$ 9.07	$ 90.69	$ 7.81	$ 1.63	$ 6.83	$ 106.96	$ 5.32	$ 0.93	$ 3.08	$ 100.03
3c	Commercial and Multi-family Food Scraps	Source-separated Food Scraps	1 Cubic Yard Bin	5 pick-up per week	$ 55.95	$ 9.87	$ 65.83	$ 26.63	$ 4.70	$ 10.79	$ 107.95	$ 9.29	$ 1.94	$ 8.13	$ 127.31	$ 6.34	$ 1.11	$ 3.67	$ 119.06
3c	Commercial and Multi-family Food Scraps	Source-separated Food Scraps	1 Cubic Yard Bin	6 pick-up per week	$ 63.41	$ 11.19	$ 74.60	$ 31.95	$ 5.64	$ 12.47	$ 124.66	$ 10.73	$ 2.24	$ 9.39	$ 147.02	$ 7.32	$ 1.28	$ 4.24	$ 137.50
3d	Commercial and Multi-family Food Scraps	Source-separated Food Scraps	1.5 Cubic Yard Bin	1 pick-up per week	$ 20.72	$ 3.66	$ 24.38	$ 11.32	$ 2.00	$ 4.19	$ 41.89	$ 3.61	$ 0.75	$ 3.16	$ 49.40	$ 2.46	$ 0.43	$ 1.42	$ 46.21
3d	Commercial and Multi-family Food Scraps	Source-separated Food Scraps	1.5 Cubic Yard Bin	2 pick-up per week	$ 27.85	$ 4.92	$ 32.77	$ 22.65	$ 4.00	$ 6.60	$ 66.01	$ 5.68	$ 1.18	$ 4.97	$ 77.85	$ 3.87	$ 0.68	$ 2.24	$ 72.81
3d	Commercial and Multi-family Food Scraps	Source-separated Food Scraps	1.5 Cubic Yard Bin	3 pick-up per week	$ 31.83	$ 5.62	$ 37.45	$ 33.97	$ 5.99	$ 8.60	$ 86.02	$ 7.40	$ 1.54	$ 6.48	$ 101.44	$ 5.05	$ 0.89	$ 2.92	$ 94.87
3d	Commercial and Multi-family Food Scraps	Source-separated Food Scraps	1.5 Cubic Yard Bin	4 pick-up per week	$ 38.46	$ 6.79	$ 45.25	$ 45.29	$ 7.99	$ 10.95	$ 109.49	$ 9.42	$ 1.96	$ 8.25	$ 129.12	$ 6.43	$ 1.13	$ 3.72	$ 120.76
3d	Commercial and Multi-family Food Scraps	Source-separated Food Scraps	1.5 Cubic Yard Bin	5 pick-up per week	$ 44.76	$ 7.90	$ 52.66	$ 56.62	$ 9.99	$ 13.25	$ 132.52	$ 11.41	$ 2.38	$ 9.98	$ 156.29	$ 7.78	$ 1.36	$ 4.50	$ 146.17
3d	Commercial and Multi-family Food Scraps	Source-separated Food Scraps	1.5 Cubic Yard Bin	6 pick-up per week	$ 50.73	$ 8.95	$ 59.68	$ 67.94	$ 11.99	$ 15.51	$ 155.13	$ 13.35	$ 2.78	$ 11.68	$ 182.95	$ 9.11	$ 1.60	$ 5.27	$ 171.10
3e	Commercial and Multi-family Food Scraps	Source-separated Food Scraps	2 Cubic Yard Bin	1 pick-up per week	$ 20.72	$ 3.66	$ 24.38	$ 16.99	$ 3.00	$ 4.93	$ 49.29	$ 4.24	$ 0.88	$ 3.71	$ 58.13	$ 2.89	$ 0.51	$ 1.68	$ 54.37
3e	Commercial and Multi-family Food Scraps	Source-separated Food Scraps	2 Cubic Yard Bin	2 pick-up per week	$ 27.85	$ 4.92	$ 32.77	$ 33.97	$ 5.99	$ 8.08	$ 80.81	$ 6.96	$ 1.45	$ 6.09	$ 95.31	$ 4.74	$ 0.83	$ 2.75	$ 89.14
3e	Commercial and Multi-family Food Scraps	Source-separated Food Scraps	2 Cubic Yard Bin	3 pick-up per week	$ 31.83	$ 5.62	$ 37.45	$ 50.96	$ 8.99	$ 10.82	$ 108.22	$ 9.32	$ 1.94	$ 8.15	$ 127.63	$ 6.35	$ 1.11	$ 3.68	$ 119.36
3e	Commercial and Multi-family Food Scraps	Source-separated Food Scraps	2 Cubic Yard Bin	4 pick-up per week	$ 38.46	$ 6.79	$ 45.25	$ 67.94	$ 11.99	$ 13.91	$ 139.09	$ 11.97	$ 2.49	$ 10.48	$ 164.03	$ 8.16	$ 1.43	$ 4.73	$ 153.41
3e	Commercial and Multi-family Food Scraps	Source-separated Food Scraps	2 Cubic Yard Bin	5 pick-up per week	$ 44.76	$ 7.90	$ 52.66	$ 84.93	$ 14.99	$ 16.95	$ 169.53	$ 14.59	$ 3.04	$ 12.77	$ 199.93	$ 9.95	$ 1.75	$ 5.76	$ 186.99
3e	Commercial and Multi-family Food Scraps	Source-separated Food Scraps	2 Cubic Yard Bin	6 pick-up per week	$ 50.73	$ 8.95	$ 59.68	$ 101.91	$ 17.98	$ 19.95	$ 199.53	$ 17.18	$ 3.58	$ 15.03	$ 235.32	$ 11.71	$ 2.05	$ 6.78	$ 220.08

4. Commercial and Multi-Family Source-separated Yard Trimmings

*Note: Yard Trimmings will only be collected in 35-gal, 65-gal, 1-yard, 1.5 yard, and 2-yard containers. Food scraps will **not** be collected as part of split bin service.*

#	Sector/Stream	Description	Size	Frequency of Collection	Collection Component (85% Labor and 15% Fuel)			Processing Component	Disposal Component	Non-escalating Capital Component	Total Base Rate	Laguna Hills Regulatory Compliance Cost Component	Laguna Hills Procurement Cost Component	Laguna Hills Pavement Impact Cost Component	Total Laguna Hills Rate	Compliance Cost Component	Procurement Cost Component	Lake Forest Pavement Impact Cost Component	Total Lake Forest Rate
					Labor	Fuel	Collection	Composting											
4a	Commercial and Multi-family Yard Trimmings	Source-separated Yard Trimmings	35-gallon Cart	1 pick-up per week	$ 25.90	$ 4.57	$ 30.48	$ 1.96	$ 0.35	$ 3.64	$ 36.43	$ 3.14	$ 0.65	$ 2.74	$ 42.96	$ 2.14	$ 0.38	$ 1.24	$ 40.18
4a	Commercial and Multi-family Yard Trimmings	Source-separated Yard Trimmings	35-gallon Cart	2 pick-up per week	$ 34.82	$ 6.14	$ 40.96	$ 3.92	$ 0.69	$ 5.06	$ 50.64	$ 4.36	$ 0.91	$ 3.81	$ 59.72	$ 2.97	$ 0.52	$ 1.72	$ 55.85
4a	Commercial and Multi-family Yard Trimmings	Source-separated Yard Trimmings	35-gallon Cart	3 pick-up per week	$ 39.79	$ 7.02	$ 46.81	$ 5.89	$ 1.04	$ 5.97	$ 59.71	$ 5.14	$ 1.07	$ 4.50	$ 70.41	$ 3.50	$ 0.61	$ 2.03	$ 65.85
4a	Commercial and Multi-family Yard Trimmings	Source-separated Yard Trimmings	35-gallon Cart	4 pick-up per week	$ 48.08	$ 8.48	$ 56.56	$ 7.85	$ 1.38	$ 7.31	$ 73.11	$ 6.29	$ 1.31	$ 5.51	$ 86.22	$ 4.29	$ 0.75	$ 2.48	$ 80.63
4a	Commercial and Multi-family Yard Trimmings	Source-separated Yard Trimmings	35-gallon Cart	5 pick-up per week	$ 55.95	$ 9.87	$ 65.83	$ 9.81	$ 1.73	$ 8.60	$ 85.97	$ 7.40	$ 1.54	$ 6.47	$ 101.38	$ 5.05	$ 0.89	$ 2.92	$ 94.82
4a	Commercial and Multi-family Yard Trimmings	Source-separated Yard Trimmings	35-gallon Cart	6 pick-up per week	$ 63.41	$ 11.19	$ 74.60	$ 11.77	$ 2.08	$ 9.83	$ 98.28	$ 8.46	$ 1.76	$ 7.40	$ 115.91	$ 5.77	$ 1.01	$ 3.34	$ 108.40
4b	Commercial and Multi-family Yard Trimmings	Source-separated Yard Trimmings	65-gallon Cart	1 pick-up per week	$ 25.90	$ 4.57	$ 30.48	$ 3.64	$ 0.64	$ 3.86	$ 38.63	$ 3.32	$ 0.69	$ 2.91	$ 45.55	$ 2.27	$ 0.40	$ 1.31	$ 42.60
4b	Commercial and Multi-family Yard Trimmings	Source-separated Yard Trimmings	65-gallon Cart	2 pick-up per week	$ 34.82	$ 6.14	$ 40.96	$ 7.29	$ 1.29	$ 5.50	$ 55.04	$ 4.74	$ 0.99	$ 4.15	$ 64.91	$ 3.23	$ 0.57	$ 1.87	$ 60.70
4b	Commercial and Multi-family Yard Trimmings	Source-separated Yard Trimmings	65-gallon Cart	3 pick-up per week	$ 39.79	$ 7.02	$ 46.81	$ 10.93	$ 1.93	$ 6.63	$ 66.30	$ 5.71	$ 1.19	$ 4.99	$ 78.19	$ 3.89	$ 0.68	$ 2.25	$ 73.13
4b	Commercial and Multi-family Yard Trimmings	Source-separated Yard Trimmings	65-gallon Cart	4 pick-up per week	$ 48.08	$ 8.48	$ 56.56	$ 14.58	$ 2.57	$ 8.19	$ 81.90	$ 7.05	$ 1.47	$ 6.17	$ 96.59	$ 4.81	$ 0.84	$ 2.78	$ 90.33
4b	Commercial and Multi-family Yard Trimmings	Source-separated Yard Trimmings	65-gallon Cart	5 pick-up per week	$ 55.95	$ 9.87	$ 65.83	$ 18.22	$ 3.22	$ 9.70	$ 96.96	$ 8.35	$ 1.74	$ 7.30	$ 114.34	$ 5.69	$ 1.00	$ 3.29	$ 106.94
4b	Commercial and Multi-family Yard Trimmings	Source-separated Yard Trimmings	65-gallon Cart	6 pick-up per week	$ 63.41	$ 11.19	$ 74.60	$ 21.86	$ 3.86	$ 11.15	$ 111.47	$ 9.60	$ 2.00	$ 8.40	$ 131.46	$ 6.54	$ 1.15	$ 3.79	$ 122.95

2. Commercial and Multi-Family Single-Material and Single-Stream Recyclables

					Collection Component (85% Labor and 15% Fuel)			Processing Component		Non-escalating Capital						Lake Forest Regulatory	Lake Forest		
4c	Commercial and Multi-family Yard Trimmings	Source-separated Yard Trimmings	1 Cubic Yard Bin	1 pick-up per week	$ 25.90	$ 4.57	$ 30.48	$ 5.33	$ 0.94	$ 4.08	$ 40.82	$ 3.51	$ 0.73	$ 3.07	$ 48.14	$ 2.40	$ 0.42	$ 1.39	$ 45.03
4c	Commercial and Multi-family Yard Trimmings	Source-separated Yard Trimmings	1 Cubic Yard Bin	2 pick-up per week	$ 34.82	$ 6.14	$ 40.96	$ 10.65	$ 1.88	$ 5.94	$ 59.43	$ 5.12	$ 1.07	$ 4.48	$ 70.09	$ 3.49	$ 0.61	$ 2.02	$ 65.55
4c	Commercial and Multi-family Yard Trimmings	Source-separated Yard Trimmings	1 Cubic Yard Bin	3 pick-up per week	$ 39.79	$ 7.02	$ 46.81	$ 15.98	$ 2.82	$ 7.29	$ 72.90	$ 6.27	$ 1.31	$ 5.49	$ 85.97	$ 4.28	$ 0.75	$ 2.48	$ 80.40
4c	Commercial and Multi-family Yard Trimmings	Source-separated Yard Trimmings	1 Cubic Yard Bin	4 pick-up per week	$ 48.08	$ 8.48	$ 56.56	$ 21.30	$ 3.76	$ 9.07	$ 90.69	$ 7.81	$ 1.63	$ 6.83	$ 106.96	$ 5.32	$ 0.93	$ 3.08	$ 100.03
4c	Commercial and Multi-family Yard Trimmings	Source-separated Yard Trimmings	1 Cubic Yard Bin	5 pick-up per week	$ 55.95	$ 9.87	$ 65.83	$ 26.63	$ 4.70	$ 10.79	$ 107.95	$ 9.29	$ 1.94	$ 8.13	$ 127.31	$ 6.34	$ 1.11	$ 3.67	$ 119.06
4c	Commercial and Multi-family Yard Trimmings	Source-separated Yard Trimmings	1 Cubic Yard Bin	6 pick-up per week	$ 63.41	$ 11.19	$ 74.60	$ 31.95	$ 5.64	$ 12.47	$ 124.66	$ 10.73	$ 2.24	$ 9.39	$ 147.02	$ 7.32	$ 1.28	$ 4.24	$ 137.50
4d	Commercial and Multi-family Yard Trimmings	Source-separated Yard Trimmings	1.5 Cubic Yard Bin	1 pick-up per week	$ 20.72	$ 3.66	$ 24.38	$ 11.32	$ 2.00	$ 4.19	$ 41.89	$ 3.61	$ 0.75	$ 3.16	$ 49.40	$ 2.46	$ 0.43	$ 1.42	$ 46.21
4d	Commercial and Multi-family Yard Trimmings	Source-separated Yard Trimmings	1.5 Cubic Yard Bin	2 pick-up per week	$ 27.85	$ 4.92	$ 32.77	$ 22.65	$ 4.00	$ 6.60	$ 66.01	$ 5.68	$ 1.18	$ 4.97	$ 77.85	$ 3.87	$ 0.68	$ 2.24	$ 72.81
4d	Commercial and Multi-family Yard Trimmings	Source-separated Yard Trimmings	1.5 Cubic Yard Bin	3 pick-up per week	$ 31.83	$ 5.62	$ 37.45	$ 33.97	$ 5.99	$ 8.60	$ 86.02	$ 7.40	$ 1.54	$ 6.48	$ 101.44	$ 5.05	$ 0.89	$ 2.92	$ 94.87
4d	Commercial and Multi-family Yard Trimmings	Source-separated Yard Trimmings	1.5 Cubic Yard Bin	4 pick-up per week	$ 38.46	$ 6.79	$ 45.25	$ 45.29	$ 7.99	$ 10.95	$ 109.49	$ 9.42	$ 1.96	$ 8.25	$ 129.12	$ 6.43	$ 1.13	$ 3.72	$ 120.76
4d	Commercial and Multi-family Yard Trimmings	Source-separated Yard Trimmings	1.5 Cubic Yard Bin	5 pick-up per week	$ 44.76	$ 7.90	$ 52.66	$ 56.62	$ 9.99	$ 13.25	$ 132.52	$ 11.41	$ 2.38	$ 9.98	$ 156.29	$ 7.78	$ 1.36	$ 4.50	$ 146.17
4d	Commercial and Multi-family Yard Trimmings	Source-separated Yard Trimmings	1.5 Cubic Yard Bin	6 pick-up per week	$ 50.73	$ 8.95	$ 59.68	$ 67.94	$ 11.99	$ 15.51	$ 155.13	$ 13.35	$ 2.78	$ 11.68	$ 182.95	$ 9.11	$ 1.60	$ 5.27	$ 171.10
4e	Commercial and Multi-family Yard Trimmings	Source-separated Yard Trimmings	2 Cubic Yard Bin	1 pick-up per week	$ 20.72	$ 3.66	$ 24.38	$ 16.99	$ 3.00	$ 4.93	$ 49.29	$ 4.24	$ 0.88	$ 3.71	$ 58.13	$ 2.89	$ 0.51	$ 1.68	$ 54.37
4e	Commercial and Multi-family Yard Trimmings	Source-separated Yard Trimmings	2 Cubic Yard Bin	2 pick-up per week	$ 27.85	$ 4.92	$ 32.77	$ 33.97	$ 5.99	$ 8.08	$ 80.81	$ 6.96	$ 1.45	$ 6.09	$ 95.31	$ 4.74	$ 0.83	$ 2.75	$ 89.14
4e	Commercial and Multi-family Yard Trimmings	Source-separated Yard Trimmings	2 Cubic Yard Bin	3 pick-up per week	$ 31.83	$ 5.62	$ 37.45	$ 50.96	$ 8.99	$ 10.82	$ 108.22	$ 9.32	$ 1.94	$ 8.15	$ 127.63	$ 6.35	$ 1.11	$ 3.68	$ 119.36
4e	Commercial and Multi-family Yard Trimmings	Source-separated Yard Trimmings	2 Cubic Yard Bin	4 pick-up per week	$ 38.46	$ 6.79	$ 45.25	$ 67.94	$ 11.99	$ 13.91	$ 139.09	$ 11.97	$ 2.49	$ 10.48	$ 164.03	$ 8.16	$ 1.43	$ 4.73	$ 153.41
4e	Commercial and Multi-family Yard Trimmings	Source-separated Yard Trimmings	2 Cubic Yard Bin	5 pick-up per week	$ 44.76	$ 7.90	$ 52.66	$ 84.93	$ 14.99	$ 16.95	$ 169.53	$ 14.59	$ 3.04	$ 12.77	$ 199.93	$ 9.95	$ 1.75	$ 5.76	$ 186.99
4e	Commercial and Multi-family Yard Trimmings	Source-separated Yard Trimmings	2 Cubic Yard Bin	6 pick-up per week	$ 50.73	$ 8.95	$ 59.68	$ 101.91	$ 17.98	$ 19.95	$ 199.53	$ 17.18	$ 3.58	$ 15.03	$ 235.32	$ 11.71	$ 2.05	$ 6.78	$ 220.08
4f	Commercial and Multi-family Yard Trimmings	Source-separated Yard Trimmings	3 Cubic Yard Bin	1 pick-up per week	$ 26.64	$ 4.70	$ 31.35	$ 33.97	$ 5.99	$ 7.92	$ 79.24	$ 6.82	$ 1.42	$ 5.97	$ 93.45	$ 4.65	$ 0.82	$ 2.69	$ 87.40
4f	Commercial and Multi-family Yard Trimmings	Source-separated Yard Trimmings	3 Cubic Yard Bin	2 pick-up per week	$ 35.81	$ 6.32	$ 42.13	$ 67.94	$ 11.99	$ 13.56	$ 135.62	$ 11.67	$ 2.43	$ 10.21	$ 159.95	$ 7.96	$ 1.40	$ 4.61	$ 149.59
4f	Commercial and Multi-family Yard Trimmings	Source-separated Yard Trimmings	3 Cubic Yard Bin	3 pick-up per week	$ 40.93	$ 7.22	$ 48.15	$ 101.91	$ 17.98	$ 18.67	$ 186.72	$ 16.07	$ 3.35	$ 14.06	$ 220.20	$ 10.96	$ 1.92	$ 6.34	$ 205.94
4f	Commercial and Multi-family Yard Trimmings	Source-separated Yard Trimmings	3 Cubic Yard Bin	4 pick-up per week	$ 49.45	$ 8.73	$ 58.18	$ 135.88	$ 23.98	$ 24.23	$ 242.27	$ 20.85	$ 4.34	$ 18.25	$ 285.72	$ 14.22	$ 2.49	$ 8.23	$ 267.22
4f	Commercial and Multi-family Yard Trimmings	Source-separated Yard Trimmings	3 Cubic Yard Bin	5 pick-up per week	$ 57.55	$ 10.16	$ 67.71	$ 169.86	$ 29.97	$ 29.73	$ 297.26	$ 25.59	$ 5.33	$ 22.39	$ 350.57	$ 17.45	$ 3.06	$ 10.10	$ 327.87
4f	Commercial and Multi-family Yard Trimmings	Source-separated Yard Trimmings	3 Cubic Yard Bin	6 pick-up per week	$ 65.23	$ 11.51	$ 76.74	$ 203.83	$ 35.97	$ 35.17	$ 351.70	$ 30.27	$ 6.31	$ 26.49	$ 414.77	$ 20.64	$ 3.62	$ 11.95	$ 387.92
4g	Commercial and Multi-family Yard Trimmings	Source-separated Yard Trimmings	4 Cubic Yard Bin	1 pick-up per week	$ 35.53	$ 6.27	$ 41.80	$ 45.29	$ 7.99	$ 10.56	$ 105.65	$ 9.09	$ 1.89	$ 7.96	$ 124.59	$ 6.20	$ 1.09	$ 3.59	$ 116.53
4g	Commercial and Multi-family Yard Trimmings	Source-separated Yard Trimmings	4 Cubic Yard Bin	2 pick-up per week	$ 47.75	$ 8.43	$ 56.17	$ 90.59	$ 15.99	$ 18.08	$ 180.83	$ 15.57	$ 3.24	$ 13.62	$ 213.26	$ 10.61	$ 1.86	$ 6.14	$ 199.45
4g	Commercial and Multi-family Yard Trimmings	Source-separated Yard Trimmings	4 Cubic Yard Bin	3 pick-up per week	$ 54.57	$ 9.63	$ 64.20	$ 135.88	$ 23.98	$ 24.90	$ 248.96	$ 21.43	$ 4.46	$ 18.75	$ 293.60	$ 14.61	$ 2.56	$ 8.46	$ 274.59
4g	Commercial and Multi-family Yard Trimmings	Source-separated Yard Trimmings	4 Cubic Yard Bin	4 pick-up per week	$ 65.94	$ 11.64	$ 77.57	$ 181.18	$ 31.97	$ 32.30	$ 323.03	$ 27.81	$ 5.79	$ 24.33	$ 380.95	$ 18.96	$ 3.33	$ 10.98	$ 356.29
4g	Commercial and Multi-family Yard Trimmings	Source-separated Yard Trimmings	4 Cubic Yard Bin	5 pick-up per week	$ 76.74	$ 13.54	$ 90.28	$ 226.47	$ 39.97	$ 39.64	$ 396.35	$ 34.12	$ 7.11	$ 29.85	$ 467.43	$ 23.26	$ 4.08	$ 13.47	$ 437.17
4g	Commercial and Multi-family Yard Trimmings	Source-separated Yard Trimmings	4 Cubic Yard Bin	6 pick-up per week	$ 86.97	$ 15.35	$ 102.32	$ 271.77	$ 47.96	$ 46.89	$ 468.94	$ 40.36	$ 8.41	$ 35.32	$ 553.03	$ 27.52	$ 4.83	$ 15.94	$ 517.22

5. Commercial and Multi-Family Co-collected Food Scraps and Yard Trimmings and Stable Bedding and Manure

Note: Co-collected Food Scraps and Yard Trimmings will only be collected in 35-gal, 65-gal, 1-yard, 1.5 yard, and 2-yard containers. Co-collected Food Scraps and Yard Trimmings will not be collected as part of split bin service.

					Collection Component (85% Labor and 15% Fuel)			Processing Component										
#	Sector/Stream	Description	Size	Frequency of Collection	Labor	Fuel	Collection	Composting	Disposal Component	Non-escalating Capital Component	Total Base Rate	Laguna Hills Regulatory Compliance Cost Component	Laguna Hills Procurement Cost Component	Laguna Hills Pavement Impact Cost Component	Total Laguna Hills Rate	Lake Forest Regulatory Compliance Cost Component	Lake Forest Procurement Cost Component	Lake Forest Pavement Impact Cost Component	Total Lake Forest Rate
5a	Commercial and Multi-family Co-collected Food Scraps and Yard Trimmings	Co-collected Food Scraps and Yard Trimmings	35-gallon Cart	1 pick-up per week	$ 25.90	$ 4.57	$ 30.48	$ 1.96	$ 0.35	$ 3.64	$ 36.43	$ 3.14	$ 0.65	$ 2.74	$ 42.96	$ 2.14	$ 0.38	$ 1.24	$ 40.18
5a	Commercial and Multi-family Co-collected Food Scraps and Yard Trimmings	Co-collected Food Scraps and Yard Trimmings	35-gallon Cart	2 pick-up per week	$ 34.82	$ 6.14	$ 40.96	$ 3.92	$ 0.69	$ 5.06	$ 50.64	$ 4.36	$ 0.91	$ 3.81	$ 59.72	$ 2.97	$ 0.52	$ 1.72	$ 55.85
5a	Commercial and Multi-family Co-collected Food Scraps and Yard Trimmings	Co-collected Food Scraps and Yard Trimmings	35-gallon Cart	3 pick-up per week	$ 39.79	$ 7.02	$ 46.81	$ 5.89	$ 1.04	$ 5.97	$ 59.71	$ 5.14	$ 1.07	$ 4.50	$ 70.41	$ 3.50	$ 0.61	$ 2.03	$ 65.85
5a	Commercial and Multi-family Co-collected Food Scraps and Yard Trimmings	Co-collected Food Scraps and Yard Trimmings	35-gallon Cart	4 pick-up per week	$ 48.08	$ 8.48	$ 56.56	$ 7.85	$ 1.38	$ 7.31	$ 73.11	$ 6.29	$ 1.31	$ 5.51	$ 86.22	$ 4.29	$ 0.75	$ 2.48	$ 80.63
5a	Commercial and Multi-family Co-collected Food Scraps and Yard Trimmings	Co-collected Food Scraps and Yard Trimmings	35-gallon Cart	5 pick-up per week	$ 55.95	$ 9.87	$ 65.83	$ 9.81	$ 1.73	$ 8.60	$ 85.97	$ 7.40	$ 1.54	$ 6.47	$ 101.38	$ 5.05	$ 0.89	$ 2.92	$ 94.82
5a	Commercial and Multi-family Co-collected Food Scraps and Yard Trimmings	Co-collected Food Scraps and Yard Trimmings	35-gallon Cart	6 pick-up per week	$ 63.41	$ 11.19	$ 74.60	$ 11.77	$ 2.08	$ 9.83	$ 98.28	$ 8.46	$ 1.76	$ 7.40	$ 115.91	$ 5.77	$ 1.01	$ 3.34	$ 108.40
5b	Commercial and Multi-family Co-collected Food Scraps and Yard Trimmings	Co-collected Food Scraps and Yard Trimmings	65-gallon Cart	1 pick-up per week	$ 25.90	$ 4.57	$ 30.48	$ 3.64	$ 0.64	$ 3.86	$ 38.63	$ 3.32	$ 0.69	$ 2.91	$ 45.55	$ 2.27	$ 0.40	$ 1.31	$ 42.60
5b	Commercial and Multi-family Co-collected Food Scraps and Yard Trimmings	Co-collected Food Scraps and Yard Trimmings	65-gallon Cart	2 pick-up per week	$ 34.82	$ 6.14	$ 40.96	$ 7.29	$ 1.29	$ 5.50	$ 55.04	$ 4.74	$ 0.99	$ 4.15	$ 64.91	$ 3.23	$ 0.57	$ 1.87	$ 60.70
5b	Commercial and Multi-family Co-collected Food Scraps and Yard Trimmings	Co-collected Food Scraps and Yard Trimmings	65-gallon Cart	3 pick-up per week	$ 39.79	$ 7.02	$ 46.81	$ 10.93	$ 1.93	$ 6.63	$ 66.30	$ 5.71	$ 1.19	$ 4.99	$ 78.19	$ 3.89	$ 0.68	$ 2.25	$ 73.13
5b	Commercial and Multi-family Co-collected Food Scraps and Yard Trimmings	Co-collected Food Scraps and Yard Trimmings	65-gallon Cart	4 pick-up per week	$ 48.08	$ 8.48	$ 56.56	$ 14.58	$ 2.57	$ 8.19	$ 81.90	$ 7.05	$ 1.47	$ 6.17	$ 96.59	$ 4.81	$ 0.84	$ 2.78	$ 90.33
5b	Commercial and Multi-family Co-collected Food Scraps and Yard Trimmings	Co-collected Food Scraps and Yard Trimmings	65-gallon Cart	5 pick-up per week	$ 55.95	$ 9.87	$ 65.83	$ 18.22	$ 3.22	$ 9.70	$ 96.96	$ 8.35	$ 1.74	$ 7.30	$ 114.34	$ 5.69	$ 1.00	$ 3.29	$ 106.94
5b	Commercial and Multi-family Co-collected Food Scraps and Yard Trimmings	Co-collected Food Scraps and Yard Trimmings	65-gallon Cart	6 pick-up per week	$ 63.41	$ 11.19	$ 74.60	$ 21.86	$ 3.86	$ 11.15	$ 111.47	$ 9.60	$ 2.00	$ 8.40	$ 131.46	$ 6.54	$ 1.15	$ 3.79	$ 122.95
5c	Commercial and Multi-family Co-collected Food Scraps and Yard Trimmings	Co-collected Food Scraps and Yard Trimmings	1 Cubic Yard Bin	1 pick-up per week	$ 25.90	$ 4.57	$ 30.48	$ 5.33	$ 0.94	$ 4.08	$ 40.82	$ 3.51	$ 0.73	$ 3.07	$ 48.14	$ 2.40	$ 0.42	$ 1.39	$ 45.03
5c	Commercial and Multi-family Co-collected Food Scraps and Yard Trimmings	Co-collected Food Scraps and Yard Trimmings	1 Cubic Yard Bin	2 pick-up per week	$ 34.82	$ 6.14	$ 40.96	$ 10.65	$ 1.88	$ 5.94	$ 59.43	$ 5.12	$ 1.07	$ 4.48	$ 70.09	$ 3.49	$ 0.61	$ 2.02	$ 65.55
5c	Commercial and Multi-family Co-collected Food Scraps and Yard Trimmings	Co-collected Food Scraps and Yard Trimmings	1 Cubic Yard Bin	3 pick-up per week	$ 39.79	$ 7.02	$ 46.81	$ 15.98	$ 2.82	$ 7.29	$ 72.90	$ 6.27	$ 1.31	$ 5.49	$ 85.97	$ 4.28	$ 0.75	$ 2.48	$ 80.40
5c	Commercial and Multi-family Co-collected Food Scraps and Yard Trimmings	Co-collected Food Scraps and Yard Trimmings	1 Cubic Yard Bin	4 pick-up per week	$ 48.08	$ 8.48	$ 56.56	$ 21.30	$ 3.76	$ 9.07	$ 90.69	$ 7.81	$ 1.63	$ 6.83	$ 106.96	$ 5.32	$ 0.93	$ 3.08	$ 100.03
5c	Commercial and Multi-family Co-collected Food Scraps and Yard Trimmings	Co-collected Food Scraps and Yard Trimmings	1 Cubic Yard Bin	5 pick-up per week	$ 55.95	$ 9.87	$ 65.83	$ 26.63	$ 4.70	$ 10.79	$ 107.95	$ 9.29	$ 1.94	$ 8.13	$ 127.31	$ 6.34	$ 1.11	$ 3.67	$ 119.06
5c	Commercial and Multi-family Co-collected Food Scraps and Yard Trimmings	Co-collected Food Scraps and Yard Trimmings	1 Cubic Yard Bin	6 pick-up per week	$ 63.41	$ 11.19	$ 74.60	$ 31.95	$ 5.64	$ 12.47	$ 124.66	$ 10.73	$ 2.24	$ 9.39	$ 147.02	$ 7.32	$ 1.28	$ 4.24	$ 137.50

2. Commercial and Multi-Family Single-Material and Single-Stream Recyclables

					Collection Component (85% Labor and 15% Fuel)			Processing Component	Disposal Component	Non-escalating Capital	Total Base Rate				Total Hauler Bill Rate	Lake Forest Regulatory	Lake Forest		Total Lake Forest Rate
5d	Commercial and Multi-family Co-collected Food Scraps and Yard Trimmings	Co-collected Food Scraps and Yard Trimmings	1.5 Cubic Yard Bin	1 pick-up per week	$ 20.72	$ 3.66	$ 24.38	$ 11.32	$ 2.00	$ 4.19	$ 41.89	$ 3.61	$ 0.75	$ 3.16	$ 49.40	$ 2.46	$ 0.43	$ 1.42	$ 46.21
5d	Commercial and Multi-family Co-collected Food Scraps and Yard Trimmings	Co-collected Food Scraps and Yard Trimmings	1.5 Cubic Yard Bin	2 pick-up per week	$ 27.85	$ 4.92	$ 32.77	$ 22.65	$ 4.00	$ 6.60	$ 66.01	$ 5.68	$ 1.18	$ 4.97	$ 77.85	$ 3.87	$ 0.68	$ 2.24	$ 72.81
5d	Commercial and Multi-family Co-collected Food Scraps and Yard Trimmings	Co-collected Food Scraps and Yard Trimmings	1.5 Cubic Yard Bin	3 pick-up per week	$ 31.83	$ 5.62	$ 37.45	$ 33.97	$ 5.99	$ 8.60	$ 86.02	$ 7.40	$ 1.54	$ 6.48	$ 101.44	$ 5.05	$ 0.89	$ 2.92	$ 94.87
5d	Commercial and Multi-family Co-collected Food Scraps and Yard Trimmings	Co-collected Food Scraps and Yard Trimmings	1.5 Cubic Yard Bin	4 pick-up per week	$ 38.46	$ 6.79	$ 45.25	$ 45.29	$ 7.99	$ 10.95	$ 109.49	$ 9.42	$ 1.96	$ 8.25	$ 129.12	$ 6.43	$ 1.13	$ 3.72	$ 120.76
5d	Commercial and Multi-family Co-collected Food Scraps and Yard Trimmings	Co-collected Food Scraps and Yard Trimmings	1.5 Cubic Yard Bin	5 pick-up per week	$ 44.76	$ 7.90	$ 52.66	$ 56.62	$ 9.99	$ 13.25	$ 132.52	$ 11.41	$ 2.38	$ 9.98	$ 156.29	$ 7.78	$ 1.36	$ 4.50	$ 146.17
5d	Commercial and Multi-family Co-collected Food Scraps and Yard Trimmings	Co-collected Food Scraps and Yard Trimmings	1.5 Cubic Yard Bin	6 pick-up per week	$ 50.73	$ 8.95	$ 59.68	$ 67.94	$ 11.99	$ 15.51	$ 155.13	$ 13.35	$ 2.78	$ 11.68	$ 182.95	$ 9.11	$ 1.60	$ 5.27	$ 171.10
5e	Commercial and Multi-family Co-collected Food Scraps and Yard Trimmings	Co-collected Food Scraps and Yard Trimmings	2 Cubic Yard Bin	1 pick-up per week	$ 20.72	$ 3.66	$ 24.38	$ 16.99	$ 3.00	$ 4.93	$ 49.29	$ 4.24	$ 0.88	$ 3.71	$ 58.13	$ 2.89	$ 0.51	$ 1.68	$ 54.37
5e	Commercial and Multi-family Co-collected Food Scraps and Yard Trimmings	Co-collected Food Scraps and Yard Trimmings	2 Cubic Yard Bin	2 pick-up per week	$ 27.85	$ 4.92	$ 32.77	$ 33.97	$ 5.99	$ 8.08	$ 80.81	$ 6.96	$ 1.45	$ 6.09	$ 95.31	$ 4.74	$ 0.83	$ 2.75	$ 89.14
5e	Commercial and Multi-family Co-collected Food Scraps and Yard Trimmings	Co-collected Food Scraps and Yard Trimmings	2 Cubic Yard Bin	3 pick-up per week	$ 31.83	$ 5.62	$ 37.45	$ 50.96	$ 8.99	$ 10.82	$ 108.22	$ 9.32	$ 1.94	$ 8.15	$ 127.63	$ 6.35	$ 1.11	$ 3.68	$ 119.36
5e	Commercial and Multi-family Co-collected Food Scraps and Yard Trimmings	Co-collected Food Scraps and Yard Trimmings	2 Cubic Yard Bin	4 pick-up per week	$ 38.46	$ 6.79	$ 45.25	$ 67.94	$ 11.99	$ 13.91	$ 139.09	$ 11.97	$ 2.49	$ 10.48	$ 164.03	$ 8.16	$ 1.43	$ 4.73	$ 153.41
5e	Commercial and Multi-family Co-collected Food Scraps and Yard Trimmings	Co-collected Food Scraps and Yard Trimmings	2 Cubic Yard Bin	5 pick-up per week	$ 44.76	$ 7.90	$ 52.66	$ 84.93	$ 14.99	$ 16.95	$ 169.53	$ 14.59	$ 3.04	$ 12.77	$ 199.93	$ 9.95	$ 1.75	$ 5.76	$ 186.99
5e	Commercial and Multi-family Co-collected Food Scraps and Yard Trimmings	Co-collected Food Scraps and Yard Trimmings	2 Cubic Yard Bin	6 pick-up per week	$ 50.73	$ 8.95	$ 59.68	$ 101.91	$ 17.98	$ 19.95	$ 199.53	$ 17.18	$ 3.58	$ 15.03	$ 235.32	$ 11.71	$ 2.05	$ 6.78	$ 220.08

Attachment D.1 - Maximum Rates to be Charged Assuming Cross-Jurisdictional Efficiencies between Lake Forest and Laguna Hills

Fill in the rates proposed as the maximum rates to customers below for each level of service assuming cross-jurisdictional routing efficiencies between the two cities (Laguna Hills and Lake Forest) and assuming that all Commercial and Multi-family Divertible Materials (i.e. Single-stream Recyclables, Food Scraps and Yard Trimmings) will be provided at a collection rate that is half the cost of equivalent MSW service. MSW rates may include any costs that are not recovered by offering Divertible Materials collection programs at the 50% reduced rate as requested by the City. Rates must be broken down to show the collection cost, disposal cost and capital costs (the capital component will not be escalated). The procedure for adjusting costs throughout the term of the contract appears in **Article 14** of the Agreement. A sample calculation is shown in **Attachment J**. The disposal portion will only be adjusted as that cost actually changes. Disposal costs are a pass through cost and cannot include any mark up, overhead or administrative costs. As the amount of material being collected and handled is increasingly shifting into diversion, providing diversion services at no charge is no longer feasible and therefore is not permitted in this form. Best practices have identified that a Divertible materials collection rate that is 50% of the MSW rate obtains optimal generator participation. As noted in Section 6. MSW Rate Sheet commercial MSW rates may include any costs that are not recovered by offering Divertible Materials collection programs at 50% the rate for MSW. The rate proposed for collection of commercial, multi-family, temporary bin, temporary roll off, permanent roll off and compactor customers for divertible materials must be 50% lower than the rate proposed for collection of MSW materials.

Rates must be submitted in 2025 dollars.

This form will become part of Attachment D.1 to the final Agreement.

6. Commercial and Multi-Family MSW Route Service - MSW Hauled directly to the landfill

#	Sector/Stream	Description	Size	Frequency of Collection	Collection Component (85% Labor and 15% Fuel)			Disposal Component	Non-escalating Capital Component	Total Base Rate	Laguna Hills Regulatory Compliance Cost	Laguna Hills Procurement Cost	Laguna Hills Pavement Impact Cost Component	Total Laguna Hills Rate	Lake Forest Regulatory Compliance Cost	Lake Forest Procurement Cost	Lake Forest Pavement Impact Cost Component	Total Lake Forest Rate
					Labor	Fuel	Collection											
6a	Commercial and Multi-family MSW to Landfill	MSW Hauled to Directly to the Landfill	35-gallon Cart	1 pick-up per week	$ 51.81	$ 9.14	$ 60.95	$ 4.62	$ 7.29	$ 72.85	$ 6.27	$ 1.31	$ 5.49	$ 85.92	$ 4.28	$ 0.75	$ 2.48	$ 80.36
6a	Commercial and Multi-family MSW to Landfill	MSW Hauled to Directly to the Landfill	35-gallon Cart	2 pick-up per week	$ 69.63	$ 12.29	$ 81.92	$ 9.23	$ 10.13	$ 101.28	$ 8.72	$ 1.82	$ 7.63	$ 119.44	$ 5.94	$ 1.04	$ 3.44	$ 111.71
6a	Commercial and Multi-family MSW to Landfill	MSW Hauled to Directly to the Landfill	35-gallon Cart	3 pick-up per week	$ 79.58	$ 14.04	$ 93.62	$ 13.85	$ 11.94	$ 119.41	$ 10.28	$ 2.14	$ 8.99	$ 140.83	$ 7.01	$ 1.23	$ 4.06	$ 131.71
6a	Commercial and Multi-family MSW to Landfill	MSW Hauled to Directly to the Landfill	35-gallon Cart	4 pick-up per week	$ 96.16	$ 16.97	$ 113.13	$ 18.47	$ 14.62	$ 146.21	$ 12.59	$ 2.62	$ 11.01	$ 172.43	$ 8.58	$ 1.51	$ 4.97	$ 161.27
6a	Commercial and Multi-family MSW to Landfill	MSW Hauled to Directly to the Landfill	35-gallon Cart	5 pick-up per week	$ 111.91	$ 19.75	$ 131.66	$ 23.08	$ 17.19	$ 171.93	$ 14.80	$ 3.08	$ 12.95	$ 202.76	$ 10.09	$ 1.77	$ 5.84	$ 189.64
6a	Commercial and Multi-family MSW to Landfill	MSW Hauled to Directly to the Landfill	35-gallon Cart	6 pick-up per week	$ 126.83	$ 22.38	$ 149.21	$ 27.70	$ 19.66	$ 196.57	$ 16.92	$ 3.52	$ 14.80	$ 231.81	$ 11.54	$ 2.02	$ 6.68	$ 216.81
6b	Commercial and Multi-family MSW to Landfill	MSW Hauled to Directly to the Landfill	65-gallon Cart	1 pick-up per week	$ 51.81	$ 9.14	$ 60.95	$ 8.57	$ 7.73	$ 77.25	$ 6.65	$ 1.39	$ 5.82	$ 91.10	$ 4.53	$ 0.80	$ 2.63	$ 85.20
6b	Commercial and Multi-family MSW to Landfill	MSW Hauled to Directly to the Landfill	65-gallon Cart	2 pick-up per week	$ 69.63	$ 12.29	$ 81.92	$ 17.15	$ 11.01	$ 110.07	$ 9.47	$ 1.97	$ 8.29	$ 129.81	$ 6.46	$ 1.13	$ 3.74	$ 121.41
6b	Commercial and Multi-family MSW to Landfill	MSW Hauled to Directly to the Landfill	65-gallon Cart	3 pick-up per week	$ 79.58	$ 14.04	$ 93.62	$ 25.72	$ 13.26	$ 132.60	$ 11.41	$ 2.38	$ 9.99	$ 156.38	$ 7.78	$ 1.37	$ 4.51	$ 146.26
6b	Commercial and Multi-family MSW to Landfill	MSW Hauled to Directly to the Landfill	65-gallon Cart	4 pick-up per week	$ 96.16	$ 16.97	$ 113.13	$ 34.29	$ 16.38	$ 163.80	$ 14.10	$ 2.94	$ 12.34	$ 193.17	$ 9.61	$ 1.69	$ 5.57	$ 180.67
6b	Commercial and Multi-family MSW to Landfill	MSW Hauled to Directly to the Landfill	65-gallon Cart	5 pick-up per week	$ 111.91	$ 19.75	$ 131.66	$ 42.87	$ 19.39	$ 193.91	$ 16.69	$ 3.48	$ 14.61	$ 228.69	$ 11.38	$ 2.00	$ 6.59	$ 213.88
6b	Commercial and Multi-family MSW to Landfill	MSW Hauled to Directly to the Landfill	65-gallon Cart	6 pick-up per week	$ 126.83	$ 22.38	$ 149.21	$ 51.44	$ 22.29	$ 222.95	$ 19.19	$ 4.00	$ 16.79	$ 262.93	$ 13.09	$ 2.30	$ 7.58	$ 245.90
6c	Commercial and Multi-family MSW to Landfill	MSW Hauled to Directly to the Landfill	95-gallon Cart	1 pick-up per week	$ 51.81	$ 9.14	$ 60.95	$ 12.53	$ 8.16	$ 81.65	$ 7.03	$ 1.46	$ 6.15	$ 96.29	$ 4.79	$ 0.84	$ 2.77	$ 90.05
6c	Commercial and Multi-family MSW to Landfill	MSW Hauled to Directly to the Landfill	95-gallon Cart	2 pick-up per week	$ 69.63	$ 12.29	$ 81.92	$ 25.06	$ 11.89	$ 118.87	$ 10.23	$ 2.13	$ 8.95	$ 140.18	$ 6.98	$ 1.22	$ 4.04	$ 131.11
6c	Commercial and Multi-family MSW to Landfill	MSW Hauled to Directly to the Landfill	95-gallon Cart	3 pick-up per week	$ 79.58	$ 14.04	$ 93.62	$ 37.59	$ 14.58	$ 145.79	$ 12.55	$ 2.61	$ 10.98	$ 171.94	$ 8.56	$ 1.50	$ 4.95	$ 160.81
6c	Commercial and Multi-family MSW to Landfill	MSW Hauled to Directly to the Landfill	95-gallon Cart	4 pick-up per week	$ 96.16	$ 16.97	$ 113.13	$ 50.12	$ 18.14	$ 181.39	$ 15.61	$ 3.25	$ 13.66	$ 213.91	$ 10.65	$ 1.87	$ 6.16	$ 200.07
6c	Commercial and Multi-family MSW to Landfill	MSW Hauled to Directly to the Landfill	95-gallon Cart	5 pick-up per week	$ 111.91	$ 19.75	$ 131.66	$ 62.65	$ 21.59	$ 215.90	$ 18.58	$ 3.87	$ 16.26	$ 254.61	$ 12.67	$ 2.22	$ 7.34	$ 238.13
6c	Commercial and Multi-family MSW to Landfill	MSW Hauled to Directly to the Landfill	95-gallon Cart	6 pick-up per week	$ 126.83	$ 22.38	$ 149.21	$ 75.18	$ 24.93	$ 249.33	$ 21.46	$ 4.47	$ 18.78	$ 294.04	$ 14.63	$ 2.57	$ 8.47	$ 275.00
6d	Commercial and Multi-family MSW to Landfill	MSW Hauled to Directly to the Landfill	1 Cubic Yard Bin (standalone or half of 2-yard split bin)	1 pick-up per week	$ 41.45	$ 7.31	$ 48.76	$ 26.64	$ 8.38	$ 83.78	$ 7.21	$ 1.50	$ 6.31	$ 98.81	$ 4.92	$ 0.86	$ 2.85	$ 92.41
6d	Commercial and Multi-family MSW to Landfill	MSW Hauled to Directly to the Landfill	1 Cubic Yard Bin (standalone or half of 2-yard split bin)	2 pick-up per week	$ 55.70	$ 9.83	$ 65.54	$ 53.29	$ 13.20	$ 132.03	$ 11.36	$ 2.37	$ 9.94	$ 155.70	$ 7.75	$ 1.36	$ 4.49	$ 145.62
6d	Commercial and Multi-family MSW to Landfill	MSW Hauled to Directly to the Landfill	1 Cubic Yard Bin (standalone or half of 2-yard split bin)	3 pick-up per week	$ 63.66	$ 11.23	$ 74.90	$ 79.93	$ 17.20	$ 172.03	$ 14.81	$ 3.09	$ 12.96	$ 202.88	$ 10.10	$ 1.77	$ 5.85	$ 189.75
6d	Commercial and Multi-family MSW to Landfill	MSW Hauled to Directly to the Landfill	1 Cubic Yard Bin (standalone or half of 2-yard split bin)	4 pick-up per week	$ 76.93	$ 13.58	$ 90.50	$ 106.58	$ 21.90	$ 218.97	$ 18.85	$ 3.93	$ 16.49	$ 258.24	$ 12.85	$ 2.25	$ 7.44	$ 241.52
6d	Commercial and Multi-family MSW to Landfill	MSW Hauled to Directly to the Landfill	1 Cubic Yard Bin (standalone or half of 2-yard split bin)	5 pick-up per week	$ 89.53	$ 15.80	$ 105.32	$ 133.22	$ 26.50	$ 265.05	$ 22.81	$ 4.75	$ 19.96	$ 312.58	$ 15.56	$ 2.73	$ 9.01	$ 292.34
6d	Commercial and Multi-family MSW to Landfill	MSW Hauled to Directly to the Landfill	1 Cubic Yard Bin (standalone or half of 2-yard split bin)	6 pick-up per week	$ 101.46	$ 17.91	$ 119.37	$ 159.86	$ 31.03	$ 310.26	$ 26.71	$ 5.56	$ 23.37	$ 365.89	$ 18.21	$ 3.19	$ 10.54	$ 342.21
6e	Commercial and Multi-family MSW to Landfill	MSW Hauled to Directly to the Landfill	1.5 Cubic Yard Bin (standalone or half of 3-yard split bin)	1 pick-up per week	$ 41.45	$ 7.31	$ 48.76	$ 39.97	$ 9.86	$ 98.59	$ 8.49	$ 1.77	$ 7.43	$ 116.26	$ 5.79	$ 1.02	$ 3.35	$ 108.74
6e	Commercial and Multi-family MSW to Landfill	MSW Hauled to Directly to the Landfill	1.5 Cubic Yard Bin (standalone or half of 3-yard split bin)	2 pick-up per week	$ 55.70	$ 9.83	$ 65.54	$ 79.93	$ 16.16	$ 161.63	$ 13.91	$ 2.90	$ 12.17	$ 190.61	$ 9.49	$ 1.66	$ 5.49	$ 178.27
6e	Commercial and Multi-family MSW to Landfill	MSW Hauled to Directly to the Landfill	1.5 Cubic Yard Bin (standalone or half of 3-yard split bin)	3 pick-up per week	$ 63.66	$ 11.23	$ 74.90	$ 119.90	$ 21.64	$ 216.44	$ 18.63	$ 3.88	$ 16.30	$ 255.25	$ 12.70	$ 2.23	$ 7.35	$ 238.73
6e	Commercial and Multi-family MSW to Landfill	MSW Hauled to Directly to the Landfill	1.5 Cubic Yard Bin (standalone or half of 3-yard split bin)	4 pick-up per week	$ 76.93	$ 13.58	$ 90.50	$ 159.86	$ 27.82	$ 278.18	$ 23.95	$ 4.99	$ 20.95	$ 328.07	$ 16.33	$ 2.86	$ 9.45	$ 306.83
6e	Commercial and Multi-family MSW to Landfill	MSW Hauled to Directly to the Landfill	1.5 Cubic Yard Bin (standalone or half of 3-yard split bin)	5 pick-up per week	$ 89.53	$ 15.80	$ 105.32	$ 199.83	$ 33.91	$ 339.06	$ 29.19	$ 6.08	$ 25.54	$ 399.86	$ 19.90	$ 3.49	$ 11.52	$ 373.97
6e	Commercial and Multi-family MSW to Landfill	MSW Hauled to Directly to the Landfill	1.5 Cubic Yard Bin (standalone or half of 3-yard split bin)	6 pick-up per week	$ 101.46	$ 17.91	$ 119.37	$ 239.80	$ 39.91	$ 399.07	$ 34.35	$ 7.16	$ 30.06	$ 470.63	$ 23.42	$ 4.11	$ 13.56	$ 440.16
6f	Commercial and Multi-family MSW to Landfill	MSW Hauled to Directly to the Landfill	2 Cubic Yard Bin (standalone or half of 4-yard split bin)	1 pick-up per week	$ 41.45	$ 7.31	$ 48.76	$ 53.29	$ 11.34	$ 113.39	$ 9.76	$ 2.03	$ 8.54	$ 133.72	$ 6.66	$ 1.17	$ 3.85	$ 125.06
6f	Commercial and Multi-family MSW to Landfill	MSW Hauled to Directly to the Landfill	2 Cubic Yard Bin (standalone or half of 4-yard split bin)	2 pick-up per week	$ 55.70	$ 9.83	$ 65.54	$ 106.58	$ 19.12	$ 191.23	$ 16.46	$ 3.43	$ 14.40	$ 225.53	$ 11.22	$ 1.97	$ 6.50	$ 210.93
6f	Commercial and Multi-family MSW to Landfill	MSW Hauled to Directly to the Landfill	2 Cubic Yard Bin (standalone or half of 4-yard split bin)	3 pick-up per week	$ 63.66	$ 11.23	$ 74.90	$ 159.86	$ 26.08	$ 260.85	$ 22.45	$ 4.68	$ 19.65	$ 307.62	$ 15.31	$ 2.69	$ 8.86	$ 287.71
6f	Commercial and Multi-family MSW to Landfill	MSW Hauled to Directly to the Landfill	2 Cubic Yard Bin (standalone or half of 4-yard split bin)	4 pick-up per week	$ 76.93	$ 13.58	$ 90.50	$ 213.15	$ 33.74	$ 337.39	$ 29.04	$ 6.05	$ 25.41	$ 397.90	$ 19.80	$ 3.47	$ 11.47	$ 372.13
6f	Commercial and Multi-family MSW to Landfill	MSW Hauled to Directly to the Landfill	2 Cubic Yard Bin (standalone or half of 4-yard split bin)	5 pick-up per week	$ 89.53	$ 15.80	$ 105.32	$ 266.44	$ 41.31	$ 413.07	$ 35.56	$ 7.41	$ 31.11	$ 487.15	$ 24.25	$ 4.25	$ 14.04	$ 455.61
6f	Commercial and Multi-family MSW to Landfill	MSW Hauled to Directly to the Landfill	2 Cubic Yard Bin (standalone or half of 4-yard split bin)	6 pick-up per week	$ 101.46	$ 17.91	$ 119.37	$ 319.73	$ 48.79	$ 487.88	$ 42.00	$ 8.75	$ 36.75	$ 575.37	$ 28.64	$ 5.02	$ 16.58	$ 538.12
6g	Commercial and Multi-family MSW to Landfill	MSW Hauled to Directly to the Landfill	3 Cubic Yard Bin	1 pick-up per week	$ 53.29	$ 9.40	$ 62.69	$ 79.93	$ 15.85	$ 158.47	$ 13.64	$ 2.84	$ 11.94	$ 186.89	$ 9.30	$ 1.63	$ 5.39	$ 174.79
6g	Commercial and Multi-family MSW to Landfill	MSW Hauled to Directly to the Landfill	3 Cubic Yard Bin	2 pick-up per week	$ 71.62	$ 12.64	$ 84.26	$ 159.86	$ 27.12	$ 271.25	$ 23.35	$ 4.86	$ 20.43	$ 319.89	$ 15.92	$ 2.79	$ 9.22	$ 299.18
6g	Commercial and Multi-family MSW to Landfill	MSW Hauled to Directly to the Landfill	3 Cubic Yard Bin	3 pick-up per week	$ 81.85	$ 14.44	$ 96.30	$ 239.80	$ 37.34	$ 373.44	$ 32.14	$ 6.70	$ 28.13	$ 440.40	$ 21.92	$ 3.85	$ 12.69	$ 411.89
6g	Commercial and Multi-family MSW to Landfill	MSW Hauled to Directly to the Landfill	3 Cubic Yard Bin	4 pick-up per week	$ 98.90	$ 17.45	$ 116.36	$ 319.73	$ 48.45	$ 484.54	$ 41.71	$ 8.69	$ 36.49	$ 571.43	$ 28.44	$ 4.99	$ 16.47	$ 534.43
6g	Commercial and Multi-family MSW to Landfill	MSW Hauled to Directly to the Landfill	3 Cubic Yard Bin	5 pick-up per week	$ 115.10	$ 20.31	$ 135.42	$ 399.66	$ 59.45	$ 594.53	$ 51.18	$ 10.66	$ 44.78	$ 701.14	$ 34.90	$ 6.12	$ 20.20	$ 655.75
6g	Commercial and Multi-family MSW to Landfill	MSW Hauled to Directly to the Landfill	3 Cubic Yard Bin	6 pick-up per week	$ 130.45	$ 23.02	$ 153.47	$ 479.59	$ 70.34	$ 703.40	$ 60.55	$ 12.61	$ 52.98	$ 829.54	$ 41.29	$ 7.24	$ 23.90	$ 775.84
6h	Commercial and Multi-family MSW to Landfill	MSW Hauled to Directly to the Landfill	4 Cubic Yard Bin	1 pick-up per week	$ 71.05	$ 12.54	$ 83.59	$ 106.58	$ 21.13	$ 211.30	$ 18.19	$ 3.79	$ 15.91	$ 249.19	$ 12.40	$ 2.18	$ 7.18	$ 233.05

6. Commercial and Multi-Family MSW Route Service - MSW Hauled directly to the landfill

#	Sector/Stream	Description	Size	Frequency of Collection	Collection Component (85% Labor and 15% Fuel)			Disposal Component	Non-escalating Capital Component	Total Base Rate	Laguna Hills Regulatory Compliance Cost	Laguna Hills Procurement Cost	Laguna Hills Pavement Impact Cost Component	Total Laguna Hills Rate	Lake Forest Regulatory Compliance Cost	Lake Forest Procurement Cost	Lake Forest Pavement Impact Cost Component	Total Lake Forest Rate
					Labor	Fuel	Collection											
6h	Commercial and Multi-family MSW to Landfill	MSW Hauled to Directly to the Landfill	4 Cubic Yard Bin	2 pick-up per week	$ 95.49	$ 16.85	$ 112.35	$ 213.15	$ 36.17	$ 361.66	$ 31.13	$ 6.49	$ 27.24	$ 426.52	$ 21.23	$ 3.72	$ 12.29	$ 398.91
6h	Commercial and Multi-family MSW to Landfill	MSW Hauled to Directly to the Landfill	4 Cubic Yard Bin	3 pick-up per week	$ 109.14	$ 19.26	$ 128.40	$ 319.73	$ 49.79	$ 497.91	$ 42.86	$ 8.93	$ 37.50	$ 587.20	$ 29.23	$ 5.13	$ 16.92	$ 549.19
6h	Commercial and Multi-family MSW to Landfill	MSW Hauled to Directly to the Landfill	4 Cubic Yard Bin	4 pick-up per week	$ 131.87	$ 23.27	$ 155.14	$ 426.30	$ 64.61	$ 646.05	$ 55.61	$ 11.59	$ 48.66	$ 761.91	$ 37.92	$ 6.65	$ 21.95	$ 712.58
6h	Commercial and Multi-family MSW to Landfill	MSW Hauled to Directly to the Landfill	4 Cubic Yard Bin	5 pick-up per week	$ 153.47	$ 27.08	$ 180.56	$ 532.88	$ 79.27	$ 792.71	$ 68.23	$ 14.22	$ 59.70	$ 934.86	$ 46.53	$ 8.16	$ 26.94	$ 874.33
6h	Commercial and Multi-family MSW to Landfill	MSW Hauled to Directly to the Landfill	4 Cubic Yard Bin	6 pick-up per week	$ 173.94	$ 30.69	$ 204.63	$ 639.45	$ 93.79	$ 937.87	$ 80.73	$ 16.82	$ 70.64	$ 1,106.06	$ 55.05	$ 9.66	$ 31.87	$ 1,034.45
6i	Commercial and Multi-family MSW to Landfill	MSW Hauled to Directly to the Landfill	6 Cubic Yard Bin	1 pick-up per week	$ 106.58	$ 18.81	$ 125.39	$ 159.86	$ 31.69	$ 316.94	$ 27.28	$ 5.68	$ 23.87	$ 373.78	$ 18.60	$ 3.26	$ 10.77	$ 349.58
6i	Commercial and Multi-family MSW to Landfill	MSW Hauled to Directly to the Landfill	6 Cubic Yard Bin	2 pick-up per week	$ 143.24	$ 25.28	$ 168.52	$ 319.73	$ 54.25	$ 542.50	$ 46.70	$ 9.73	$ 40.86	$ 639.78	$ 31.84	$ 5.59	$ 18.43	$ 598.36
6i	Commercial and Multi-family MSW to Landfill	MSW Hauled to Directly to the Landfill	6 Cubic Yard Bin	3 pick-up per week	$ 163.70	$ 28.89	$ 192.59	$ 479.59	$ 74.69	$ 746.87	$ 64.29	$ 13.39	$ 56.25	$ 880.81	$ 43.84	$ 7.69	$ 25.38	$ 823.78
6i	Commercial and Multi-family MSW to Landfill	MSW Hauled to Directly to the Landfill	6 Cubic Yard Bin	4 pick-up per week	$ 197.81	$ 34.91	$ 232.72	$ 639.45	$ 96.91	$ 969.08	$ 83.42	$ 17.38	$ 72.99	$ 1,142.86	$ 56.88	$ 9.98	$ 32.93	$ 1,068.87
6i	Commercial and Multi-family MSW to Landfill	MSW Hauled to Directly to the Landfill	6 Cubic Yard Bin	5 pick-up per week	$ 230.21	$ 40.63	$ 270.83	$ 799.32	$ 118.91	$ 1,189.06	$ 102.35	$ 21.32	$ 89.56	$ 1,402.29	$ 69.79	$ 12.24	$ 40.41	$ 1,311.50
6i	Commercial and Multi-family MSW to Landfill	MSW Hauled to Directly to the Landfill	6 Cubic Yard Bin	6 pick-up per week	$ 260.90	$ 46.04	$ 306.95	$ 959.18	$ 140.68	$ 1,406.81	$ 121.09	$ 25.23	$ 105.96	$ 1,659.09	$ 82.57	$ 14.49	$ 47.81	$ 1,551.67

Attachment D.1 - Maximum Rates to be Charged Assuming Cross-Jurisdictional Efficiencies between Lake Forest and Laguna Hills

Fill in the rates proposed as the maximum rates to customers below for each level of service assuming cross-jurisdictional routing efficiencies between the two cities (Laguna Hills and Lake Forest) and assuming that all Commercial and Multi-family Divertible Materials (i.e. Single-stream Recyclables, Food Scraps and Yard Trimmings) will be provided at a collection rate that is half the cost of equivalent MSW service. MSW rates may include any costs that are not recovered by offering Divertible Materials collection programs at the 50% reduced rate as requested by the City. Rates must be broken down to show the collection cost, disposal cost and capital costs (the capital component will not be escalated). The procedure for adjusting costs throughout the term of the contract appears in **Article 14** of the Agreement. A sample calculation is shown in **Attachment J**. The disposal portion will only be adjusted as that cost actually changes. Disposal costs are a pass through cost and cannot include any mark up, overhead or administrative costs. As the amount of material being collected and handled is increasingly shifting into diversion, providing diversion services at no charge is no longer feasible and therefore is not permitted in this form. Best practices have identified that a Divertible materials collection rate that is 50% of the MSW rate obtains optimal generator participation. As noted in Section 6. MSW Rate Sheet commercial MSW rates may include any costs that are not recovered by offering Divertible Materials collection programs at 50% the rate for MSW. The rate proposed for collection of commercial, multi-family, temporary bin, temporary roll off, permanent roll off and compactor customers for divertible materials must be 50% lower than the rate proposed for collection of MSW materials.

Rates must be submitted in 2025 dollars.

Indicate the selected source-separated food scrap processing technology for permanent and temporary roll-offs and compactors using the drop down:	**Composting**	<-- the selected processing methodology will be shown in the Processing Component cell for the corresponding rate item in **Sections 8 and 13** below. Proposers will provide further details re: their proposed processing facility for this service line in the corresponding proposal form.
Indicate the selected source-separated yard trimmings processing technology for permanent and temporary roll-offs and compactors using the drop down:	**Composting**	<-- the selected processing methodology will be shown in the Processing Component cell for the corresponding rate item in **Sections 9 and 14** below. Proposers will provide further details re: their proposed processing facility for this service line in the corresponding proposal form.
Indicate the selected co-collected food scraps and yard trimmings processing technology for permanent and temporary roll-offs and compactors using the drop down:	**Composting**	<-- the selected processing methodology will be shown in the Processing Component cell for the corresponding rate item in **Sections 10 and 15** below. Proposers will provide further details re: their proposed processing facility for this service line in the corresponding proposal form.

This form will become part of Attachment D.1 to the final Agreement.

Note: In completing the rates for Sections 7-11, Proposers shall use the assumed weights for roll-off boxes and compactors listed in Table 4 of the 'Assumptions' tab.

7. Permanent Compactor and Roll-Off Box Single-Material Recycling Service or Single-stream Recycling Service

#	Sector/Stream	Description	Size	Frequency of Collection	Collection Component (85% Labor and 15% Fuel)			Processing Component	Disposal Component	Non-escalating Capital Component	Total Base Rate	Laguna Hills Regulatory Compliance Cost	Laguna Hills Procurement Cost	Laguna Hills Pavement Impact Cost Component	Total Laguna Hills Rate	Lake Forest Regulatory Compliance Cost	Lake Forest Procurement Cost	Lake Forest Pavement Impact Cost Component	Total Lake Forest Rate
					Labor	Fuel	Collection	Clean MRF											
7a	Commercial/Multi-family Single-material and Single-stream Recyclables Service	Permanent Compactor	3-yard Compactor	On-call of scheduled service (cost per collection)	$ 46.63	$ 8.23	$ 54.86	$ 135.11	$ 23.84	$ 13.87	$ 227.68	$ 19.60	$ 4.08	$ 17.15	$ 268.51	$ 13.36	$ 2.34	$ 7.74	$ 251.12
7b	Commercial/Multi-family Single-material and Single-stream Recyclables Service	Permanent Compactor	4-yard Compactor	On-call of scheduled service (cost per collection)	$ 62.17	$ 10.97	$ 73.14	$ 180.15	$ 31.79	$ 18.49	$ 303.57	$ 26.13	$ 5.44	$ 22.86	$ 358.01	$ 17.82	$ 3.13	$ 10.32	$ 334.83
7c	Commercial/Multi-family Single-material and Single-stream Recyclables Service	Permanent Compactor	6-yard Compactor	On-call of scheduled service (cost per collection)	$ 93.26	$ 16.46	$ 109.71	$ 270.22	$ 47.69	$ 27.73	$ 455.36	$ 39.20	$ 8.17	$ 34.30	$ 537.01	$ 26.73	$ 4.69	$ 15.47	$ 502.25
7d	Commercial/Multi-family Single-material and Single-stream Recyclables Service	Permanent Compactor/	10-yard compactor	On-call of scheduled service (cost per collection)	$ 164.59	$ 24.58	$ 189.17	$ 446.25	$ 78.75	$ 16.55	$ 730.72	$ 62.90	$ 13.10	$ 55.04	$ 861.75	$ 42.89	$ 7.52	$ 24.83	$ 805.96
7e	Commercial/Multi-family Single-material and Single-stream Recyclables Service	Permanent Compactor	20-yard compactor	On-call of scheduled service (cost per collection)	$ 164.59	$ 24.58	$ 189.17	$ 346.81	$ 61.20	$ 16.55	$ 613.73	$ 52.83	$ 11.01	$ 46.22	$ 723.78	$ 36.02	$ 6.32	$ 20.86	$ 676.92
7f	Commercial/Multi-family Single-material and Single-stream Recyclables Service	Permanent Compactor	25-yard Compactor	On-call of scheduled service (cost per collection)	$ 164.59	$ 24.58	$ 189.17	$ 346.81	$ 61.20	$ 16.55	$ 613.73	$ 52.83	$ 11.01	$ 46.22	$ 723.78	$ 36.02	$ 6.32	$ 20.86	$ 676.92
7g	Commercial/Multi-family Single-material and Single-stream Recyclables Service	Permanent Compactor	30-yard Compactor	On-call of scheduled service (cost per collection)	$ 164.59	$ 24.58	$ 189.17	$ 346.81	$ 61.20	$ 16.55	$ 613.73	$ 52.83	$ 11.01	$ 46.22	$ 723.78	$ 36.02	$ 6.32	$ 20.86	$ 676.92
7h	Commercial/Multi-family Single-material and Single-stream Recyclables Service	Permanent Compactor	40-yard Compactor	On-call of scheduled service (cost per collection)	$ 164.59	$ 24.58	$ 189.17	$ 346.81	$ 61.20	$ 16.55	$ 613.73	$ 52.83	$ 11.01	$ 46.22	$ 723.78	$ 36.02	$ 6.32	$ 20.86	$ 676.92
7i	Commercial/Multi-family Single-material and Single-stream Recyclables Service	Permanent Roll-off Box	10-yard Roll-off Box	On-call of scheduled service (cost per collection)	$ 126.61	$ 22.34	$ 148.95	$ 446.25	$ 78.75	$ 16.55	$ 690.50	$ 59.44	$ 12.38	$ 52.01	$ 814.33	$ 40.53	$ 7.11	$ 23.46	$ 761.60
7j	Commercial/Multi-family Single-material and Single-stream Recyclables Service	Permanent Roll-off Box	20-yard Roll-off Box	On-call of scheduled service (cost per collection)	$ 126.61	$ 22.34	$ 148.95	$ 266.77	$ 47.08	$ 16.55	$ 479.35	$ 41.26	$ 8.60	$ 36.10	$ 565.31	$ 28.14	$ 4.94	$ 16.29	$ 528.71
7k	Commercial/Multi-family Single-material and Single-stream Recyclables Service	Permanent Roll-off Box	25-yard Roll-off Box	On-call of scheduled service (cost per collection)	$ 126.61	$ 22.34	$ 148.95	$ 266.77	$ 47.08	$ 16.55	$ 479.35	$ 41.26	$ 8.60	$ 36.10	$ 565.31	$ 28.14	$ 4.94	$ 16.29	$ 528.71
7l	Commercial/Multi-family Single-material and Single-stream Recyclables Service	Permanent Roll-off Box	30-yard Roll-off Box	On-call of scheduled service (cost per collection)	$ 126.61	$ 22.34	$ 148.95	$ 266.77	$ 47.08	$ 16.55	$ 479.35	$ 41.26	$ 8.60	$ 36.10	$ 565.31	$ 28.14	$ 4.94	$ 16.29	$ 528.71
7m	Commercial/Multi-family Single-material and Single-stream Recyclables Service	Permanent Roll-off Box	40-yard Roll-off Box	On-call of scheduled service (cost per collection)	$ 126.61	$ 22.34	$ 148.95	$ 266.77	$ 47.08	$ 16.55	$ 479.35	$ 41.26	$ 8.60	$ 36.10	$ 565.31	$ 28.14	$ 4.94	$ 16.29	$ 528.71

8. Permanent Compactor and Roll-Off Box - Source Separated Food Scraps

#	Sector/Stream	Description	Size	Frequency of Collection	Collection Component (85% Labor and 15% Fuel)			Processing Component	Disposal Component	Non-escalating Capital Component	Total Base Rate	Compliance Cost Component	Procurement Cost Component	Laguna Hills Pavement Impact Cost Component	Total Laguna Hills Rate	Compliance Cost Component	Procurement Cost Component	Lake Forest Pavement Impact Cost Component	Total Lake Forest Rate
					Labor	Fuel	Collection	Composting											
8a	Commercial/Multi-family Source-separated Food Scraps	Permanent Compactor	3-yard Compactor	On-call of scheduled service (cost per collection)	$ 46.63	$ 8.23	$ 54.86	$ 304.45	$ 53.73	$ 13.87	$ 426.90	$ 36.75	$ 7.66	$ 32.15	$ 503.46	$ 25.06	$ 4.40	$ 14.51	$ 470.86
8b	Commercial/Multi-family Source-separated Food Scraps	Permanent Compactor	4-yard Compactor	On-call of scheduled service (cost per collection)	$ 62.17	$ 10.97	$ 73.14	$ 405.94	$ 71.64	$ 18.49	$ 569.20	$ 49.00	$ 10.21	$ 42.87	$ 671.28	$ 33.41	$ 5.86	$ 19.34	$ 627.82
8c	Commercial/Multi-family Source-separated Food Scraps	Permanent Compactor	6-yard Compactor	On-call of scheduled service (cost per collection)	$ 93.26	$ 16.46	$ 109.71	$ 608.90	$ 107.45	$ 27.73	$ 853.80	$ 73.49	$ 15.31	$ 64.31	$ 1,006.91	$ 50.11	$ 8.79	$ 29.01	$ 941.72
8d	Commercial/Multi-family Source-separated Food Scraps	Permanent Compactor/	10-yard compactor	On-call of scheduled service (cost per collection)	$ 164.59	$ 24.58	$ 189.17	$ 1,005.55	$ 177.45	$ 16.55	$ 1,388.72	$ 119.54	$ 24.90	$ 104.59	$ 1,637.75	$ 81.51	$ 14.30	$ 47.19	$ 1,531.72
8e	Commercial/Multi-family Source-separated Food Scraps	Permanent Compactor	20-yard compactor	On-call of scheduled service (cost per collection)	$ 164.59	$ 24.58	$ 189.17	$ 781.47	$ 137.91	$ 16.55	$ 1,125.10	$ 96.85	$ 20.18	$ 84.74	$ 1,326.86	$ 66.04	$ 11.59	$ 38.23	$ 1,240.95
8f	Commercial/Multi-family Source-separated Food Scraps	Permanent Compactor	25-yard Compactor	On-call of scheduled service (cost per collection)	$ 164.59	$ 24.58	$ 189.17	$ 781.47	$ 137.91	$ 16.55	$ 1,125.10	$ 96.85	$ 20.18	$ 84.74	$ 1,326.86	$ 66.04	$ 11.59	$ 38.23	$ 1,240.95
8g	Commercial/Multi-family Source-separated Food Scraps	Permanent Compactor	30-yard Compactor	On-call of scheduled service (cost per collection)	$ 164.59	$ 24.58	$ 189.17	$ 781.47	$ 137.91	$ 16.55	$ 1,125.10	$ 96.85	$ 20.18	$ 84.74	$ 1,326.86	$ 66.04	$ 11.59	$ 38.23	$ 1,240.95
8h	Commercial/Multi-family Source-separated Food Scraps	Permanent Compactor	40-yard Compactor	On-call of scheduled service (cost per collection)	$ 164.59	$ 24.58	$ 189.17	$ 781.47	$ 137.91	$ 16.55	$ 1,125.10	$ 96.85	$ 20.18	$ 84.74	$ 1,326.86	$ 66.04	$ 11.59	$ 38.23	$ 1,240.95
8i	Commercial/Multi-family Source-separated Food Scraps	Permanent Roll-off Box	10-yard Roll-off Box	On-call of scheduled service (cost per collection)	$ 126.61	$ 22.34	$ 148.95	$ 1,005.55	$ 177.45	$ 16.55	$ 1,348.50	$ 116.08	$ 24.18	$ 101.57	$ 1,590.32	$ 79.15	$ 13.89	$ 45.82	$ 1,487.36
8j	Commercial/Multi-family Source-separated Food Scraps	Permanent Roll-off Box	20-yard Roll-off Box	On-call of scheduled service (cost per collection)	$ 126.61	$ 22.34	$ 148.95	$ 601.13	$ 106.08	$ 16.55	$ 872.72	$ 75.12	$ 15.65	$ 65.73	$ 1,029.22	$ 51.22	$ 8.99	$ 29.66	$ 962.58
8k	Commercial/Multi-family Source-separated Food Scraps	Permanent Roll-off Box	25-yard Roll-off Box	On-call of scheduled service (cost per collection)	$ 126.61	$ 22.34	$ 148.95	$ 601.13	$ 106.08	$ 16.55	$ 872.72	$ 75.12	$ 15.65	$ 65.73	$ 1,029.22	$ 51.22	$ 8.99	$ 29.66	$ 962.58
8l	Commercial/Multi-family Source-separated Food Scraps	Permanent Roll-off Box	30-yard Roll-off Box	On-call of scheduled service (cost per collection)	$ 126.61	$ 22.34	$ 148.95	$ 601.13	$ 106.08	$ 16.55	$ 872.72	$ 75.12	$ 15.65	$ 65.73	$ 1,029.22	$ 51.22	$ 8.99	$ 29.66	$ 962.58
8m	Commercial/Multi-family Source-separated Food Scraps	Permanent Roll-off Box	40-yard Roll-off Box	On-call of scheduled service (cost per collection)	$ 126.61	$ 22.34	$ 148.95	$ 601.13	$ 106.08	$ 16.55	$ 872.72	$ 75.12	$ 15.65	$ 65.73	$ 1,029.22	$ 51.22	$ 8.99	$ 29.66	$ 962.58

9. Permanent Compactor and Roll-Off Box - Source Separated Yard Trimmings

#	Sector/Stream	Description	Size	Frequency of Collection	Collection Component (85% Labor and 15% Fuel)			Processing Component	Disposal Component	Non-escalating Capital Component	Total Base Rate	Compliance Cost Component	Procurement Cost Component	Laguna Hills Pavement Impact Cost Component	Total Laguna Hills Rate	Compliance Cost Component	Procurement Cost Component	Lake Forest Pavement Impact Cost Component	Total Lake Forest Rate
					Labor	Fuel	Collection	Composting											
9a	Commercial/Multi-family Source-separated Yard Trimmings	Permanent Compactor	3-yard Compactor	On-call of scheduled service (cost per collection)	$ 46.63	$ 8.23	$ 54.86	$ 135.11	$ 23.84	$ 13.87	$ 227.68	$ 19.60	$ 4.08	$ 17.15	$ 268.51	$ 13.36	$ 2.34	$ 7.74	$ 251.12

#	Sector/Stream	Description	Size	Frequency of Collection	Collection Component (85% Labor and 15% Fuel) Labor	Fuel	Collection	Processing Component Clean MRF	Disposal Component	Non-escalating Capital Component	Total Base Rate	Laguna Hills Regulatory Compliance Cost	Laguna Hills Procurement Cost	Laguna Hills Pavement Impact Cost Component	Total Laguna Hills Rate	Lake Forest Regulatory Compliance Cost	Lake Forest Procurement Cost	Lake Forest Pavement Impact Cost Component	Total Lake Forest Rate
9b	Commercial/Multi-family Source-separated Yard Trimmings	Permanent Compactor	4-yard Compactor	On-call of scheduled service (cost per collection)	$ 62.17	$ 10.97	$ 73.14	$ 180.15	$ 31.79	$ 18.49	$ 303.57	$ 26.13	$ 5.44	$ 22.86	$ 358.01	$ 17.82	$ 3.13	$ 10.32	$ 334.83
9c	Commercial/Multi-family Source-separated Yard Trimmings	Permanent Compactor	6-yard Compactor	On-call of scheduled service (cost per collection)	$ 93.26	$ 16.46	$ 109.71	$ 270.22	$ 47.69	$ 27.73	$ 455.36	$ 39.20	$ 8.17	$ 34.30	$ 537.01	$ 26.73	$ 4.69	$ 15.47	$ 502.25
9d	Commercial/Multi-family Source-separated Yard Trimmings	Permanent Compactor/	10-yard compactor	On-call of scheduled service (cost per collection)	$ 164.59	$ 24.58	$ 189.17	$ 446.25	$ 78.75	$ 16.55	$ 730.72	$ 62.90	$ 13.10	$ 55.04	$ 861.75	$ 42.89	$ 7.52	$ 24.83	$ 805.96
9e	Commercial/Multi-family Source-separated Yard Trimmings	Permanent Compactor	20-yard compactor	On-call of scheduled service (cost per collection)	$ 164.59	$ 24.58	$ 189.17	$ 346.81	$ 61.20	$ 16.55	$ 613.73	$ 52.83	$ 11.01	$ 46.22	$ 723.78	$ 36.02	$ 6.32	$ 20.86	$ 676.92
9f	Commercial/Multi-family Source-separated Yard Trimmings	Permanent Compactor	25-yard Compactor	On-call of scheduled service (cost per collection)	$ 164.59	$ 24.58	$ 189.17	$ 346.81	$ 61.20	$ 16.55	$ 613.73	$ 52.83	$ 11.01	$ 46.22	$ 723.78	$ 36.02	$ 6.32	$ 20.86	$ 676.92
9g	Commercial/Multi-family Source-separated Yard Trimmings	Permanent Compactor	30-yard Compactor	On-call of scheduled service (cost per collection)	$ 164.59	$ 24.58	$ 189.17	$ 346.81	$ 61.20	$ 16.55	$ 613.73	$ 52.83	$ 11.01	$ 46.22	$ 723.78	$ 36.02	$ 6.32	$ 20.86	$ 676.92
9h	Commercial/Multi-family Source-separated Yard Trimmings	Permanent Compactor	40-yard Compactor	On-call of scheduled service (cost per collection)	$ 164.59	$ 24.58	$ 189.17	$ 346.81	$ 61.20	$ 16.55	$ 613.73	$ 52.83	$ 11.01	$ 46.22	$ 723.78	$ 36.02	$ 6.32	$ 20.86	$ 676.92
9i	Commercial/Multi-family Source-separated Yard Trimmings	Permanent Roll-off Box	10-yard Roll-off Box	On-call of scheduled service (cost per collection)	$ 126.61	$ 22.34	$ 148.95	$ 446.25	$ 78.75	$ 16.55	$ 690.50	$ 59.44	$ 12.38	$ 52.01	$ 814.33	$ 40.53	$ 7.11	$ 23.46	$ 761.60
9j	Commercial/Multi-family Source-separated Yard Trimmings	Permanent Roll-off Box	20-yard Roll-off Box	On-call of scheduled service (cost per collection)	$ 126.61	$ 22.34	$ 148.95	$ 266.77	$ 47.08	$ 16.55	$ 479.35	$ 41.26	$ 8.60	$ 36.10	$ 565.31	$ 28.14	$ 4.94	$ 16.29	$ 528.71
9k	Commercial/Multi-family Source-separated Yard Trimmings	Permanent Roll-off Box	25-yard Roll-off Box	On-call of scheduled service (cost per collection)	$ 126.61	$ 22.34	$ 148.95	$ 266.77	$ 47.08	$ 16.55	$ 479.35	$ 41.26	$ 8.60	$ 36.10	$ 565.31	$ 28.14	$ 4.94	$ 16.29	$ 528.71
9l	Commercial/Multi-family Source-separated Yard Trimmings	Permanent Roll-off Box	30-yard Roll-off Box	On-call of scheduled service (cost per collection)	$ 126.61	$ 22.34	$ 148.95	$ 266.77	$ 47.08	$ 16.55	$ 479.35	$ 41.26	$ 8.60	$ 36.10	$ 565.31	$ 28.14	$ 4.94	$ 16.29	$ 528.71
9m	Commercial/Multi-family Source-separated Yard Trimmings	Permanent Roll-off Box	40-yard Roll-off Box	On-call of scheduled service (cost per collection)	$ 126.61	$ 22.34	$ 148.95	$ 266.77	$ 47.08	$ 16.55	$ 479.35	$ 41.26	$ 8.60	$ 36.10	$ 565.31	$ 28.14	$ 4.94	$ 16.29	$ 528.71

10. Permanent Compactor and Roll-Off Box - Co-collected Food Scraps and Yard Trimmings

#	Sector/Stream	Description	Size	Frequency of Collection	Collection Component (85% Labor and 15% Fuel) Labor	Fuel	Collection	Processing Component Composting	Disposal Component	Non-escalating Capital Component	Total Base Rate	Compliance Cost Component	Procurement Cost Component	Laguna Hills Pavement Impact Cost Component	Total Laguna Hills Rate	Compliance Cost Component	Procurement Cost Component	Lake Forest Pavement Impact Cost Component	Total Lake Forest Rate
10a	Commercial/Multi-family Co-collected Food Scraps and Yard Trimmings	Permanent Compactor	3-yard Compactor	On-call of scheduled service (cost per collection)	$ 46.63	$ 8.23	$ 54.86	$ 304.45	$ 53.73	$ 13.87	$ 426.90	$ 36.75	$ 7.66	$ 32.15	$ 503.46	$ 25.06	$ 4.40	$ 14.51	$ 470.86
10b	Commercial/Multi-family Co-collected Food Scraps and Yard Trimmings	Permanent Compactor	4-yard Compactor	On-call of scheduled service (cost per collection)	$ 62.17	$ 10.97	$ 73.14	$ 405.94	$ 71.64	$ 18.49	$ 569.20	$ 49.00	$ 10.21	$ 42.87	$ 671.28	$ 33.41	$ 5.86	$ 19.34	$ 627.82
10c	Commercial/Multi-family Co-collected Food Scraps and Yard Trimmings	Permanent Compactor	6-yard Compactor	On-call of scheduled service (cost per collection)	$ 93.26	$ 16.46	$ 109.71	$ 608.90	$ 107.45	$ 27.73	$ 853.80	$ 73.49	$ 15.31	$ 64.31	$ 1,006.91	$ 50.11	$ 8.79	$ 29.01	$ 941.72
10d	Commercial/Multi-family Co-collected Food Scraps and Yard Trimmings	Permanent Compactor/	10-yard compactor	On-call of scheduled service (cost per collection)	$ 164.59	$ 24.58	$ 189.17	$ 1,005.55	$ 177.45	$ 16.55	$ 1,388.72	$ 119.54	$ 24.90	$ 104.59	$ 1,637.75	$ 81.51	$ 14.30	$ 47.19	$ 1,531.72
10e	Commercial/Multi-family Co-collected Food Scraps and Yard Trimmings	Permanent Compactor	20-yard compactor	On-call of scheduled service (cost per collection)	$ 164.59	$ 24.58	$ 189.17	$ 781.47	$ 137.91	$ 16.55	$ 1,125.10	$ 96.85	$ 20.18	$ 84.74	$ 1,326.86	$ 66.04	$ 11.59	$ 38.23	$ 1,240.95
10f	Commercial/Multi-family Co-collected Food Scraps and Yard Trimmings	Permanent Compactor	25-yard Compactor	On-call of scheduled service (cost per collection)	$ 164.59	$ 24.58	$ 189.17	$ 781.47	$ 137.91	$ 16.55	$ 1,125.10	$ 96.85	$ 20.18	$ 84.74	$ 1,326.86	$ 66.04	$ 11.59	$ 38.23	$ 1,240.95
10g	Commercial/Multi-family Co-collected Food Scraps and Yard Trimmings	Permanent Compactor	30-yard Compactor	On-call of scheduled service (cost per collection)	$ 164.59	$ 24.58	$ 189.17	$ 781.47	$ 137.91	$ 16.55	$ 1,125.10	$ 96.85	$ 20.18	$ 84.74	$ 1,326.86	$ 66.04	$ 11.59	$ 38.23	$ 1,240.95
10h	Commercial/Multi-family Co-collected Food Scraps and Yard Trimmings	Permanent Compactor	40-yard Compactor	On-call of scheduled service (cost per collection)	$ 164.59	$ 24.58	$ 189.17	$ 781.47	$ 137.91	$ 16.55	$ 1,125.10	$ 96.85	$ 20.18	$ 84.74	$ 1,326.86	$ 66.04	$ 11.59	$ 38.23	$ 1,240.95
10i	Commercial/Multi-family Co-collected Food Scraps and Yard Trimmings	Permanent Roll-off Box	10-yard Roll-off Box	On-call of scheduled service (cost per collection)	$ 126.61	$ 22.34	$ 148.95	$ 1,005.55	$ 177.45	$ 16.55	$ 1,348.50	$ 116.08	$ 24.18	$ 101.57	$ 1,590.32	$ 79.15	$ 13.89	$ 45.82	$ 1,487.36
10j	Commercial/Multi-family Co-collected Food Scraps and Yard Trimmings	Permanent Roll-off Box	20-yard Roll-off Box	On-call of scheduled service (cost per collection)	$ 126.61	$ 22.34	$ 148.95	$ 601.13	$ 106.08	$ 16.55	$ 872.72	$ 75.12	$ 15.65	$ 65.73	$ 1,029.22	$ 51.22	$ 8.99	$ 29.66	$ 962.58
10k	Commercial/Multi-family Co-collected Food Scraps and Yard Trimmings	Permanent Roll-off Box	25-yard Roll-off Box	On-call of scheduled service (cost per collection)	$ 126.61	$ 22.34	$ 148.95	$ 601.13	$ 106.08	$ 16.55	$ 872.72	$ 75.12	$ 15.65	$ 65.73	$ 1,029.22	$ 51.22	$ 8.99	$ 29.66	$ 962.58
10l	Commercial/Multi-family Co-collected Food Scraps and Yard Trimmings	Permanent Roll-off Box	30-yard Roll-off Box	On-call of scheduled service (cost per collection)	$ 126.61	$ 22.34	$ 148.95	$ 601.13	$ 106.08	$ 16.55	$ 872.72	$ 75.12	$ 15.65	$ 65.73	$ 1,029.22	$ 51.22	$ 8.99	$ 29.66	$ 962.58
10m	Commercial/Multi-family Co-collected Food Scraps and Yard Trimmings	Permanent Roll-off Box	40-yard Roll-off Box	On-call of scheduled service (cost per collection)	$ 126.61	$ 22.34	$ 148.95	$ 601.13	$ 106.08	$ 16.55	$ 872.72	$ 75.12	$ 15.65	$ 65.73	$ 1,029.22	$ 51.22	$ 8.99	$ 29.66	$ 962.58

11. Permanent Compactor and Roll-Off Box - MSW Direct-hauled to the Landfill Service

#	Sector/Stream	Description	Size	Frequency of Collection	Collection Component (85% Labor and 15% Fuel) Labor	Fuel	Collection	Disposal Component	Non-escalating Capital Component	Total Base Rate	Laguna Hills Regulatory Compliance Cost	Laguna Hills Procurement Cost	Laguna Hills Pavement Impact Cost Component	Total Laguna Hills Rate	Lake Forest Regulatory Compliance Cost	Lake Forest Procurement Cost	Lake Forest Pavement Impact Cost Component	Total Lake Forest Rate
11a	Commercial/Multi-family MSW	Permanent Compactor	3-yard Compactor	On-call of scheduled service (cost per collection)	$ 93.26	$ 16.46	$ 109.71	$ 139.88	$ 27.73	$ 277.33	$ 23.87	$ 4.97	$ 20.89	$ 327.06	$ 16.28	$ 2.86	$ 9.42	$ 305.88
11b	Commercial/Multi-family MSW	Permanent Compactor	4-yard Compactor	On-call of scheduled service (cost per collection)	$ 124.34	$ 21.94	$ 146.28	$ 186.51	$ 36.98	$ 369.77	$ 31.83	$ 6.63	$ 27.85	$ 436.08	$ 21.70	$ 3.81	$ 12.57	$ 407.84
11c	Commercial/Multi-family MSW	Permanent Compactor	6-yard Compactor	On-call of scheduled service (cost per collection)	$ 186.51	$ 32.91	$ 219.43	$ 279.76	$ 55.47	$ 554.65	$ 47.74	$ 9.95	$ 41.76	$ 654.12	$ 32.56	$ 5.71	$ 18.85	$ 611.77
11d	Commercial/Multi-family MSW	Permanent Compactor/	10-yard compactor	On-call of scheduled service (cost per collection)	$ 329.18	$ 49.15	$ 378.33	$ 462.00	$ 33.10	$ 873.43	$ 75.18	$ 15.66	$ 65.78	$ 1,030.06	$ 51.27	$ 8.99	$ 29.68	$ 963.37
11e	Commercial/Multi-family MSW	Permanent Compactor	20-yard compactor	On-call of scheduled service (cost per collection)	$ 329.18	$ 49.15	$ 378.33	$ 359.05	$ 33.10	$ 770.48	$ 66.32	$ 13.82	$ 58.03	$ 908.65	$ 45.22	$ 7.93	$ 26.18	$ 849.82
11f	Commercial/Multi-family MSW	Permanent Compactor	25-yard Compactor	On-call of scheduled service (cost per collection)	$ 329.18	$ 49.15	$ 378.33	$ 359.05	$ 33.10	$ 770.48	$ 66.32	$ 13.82	$ 58.03	$ 908.65	$ 45.22	$ 7.93	$ 26.18	$ 849.82
11g	Commercial/Multi-family MSW	Permanent Compactor	30-yard Compactor	On-call of scheduled service (cost per collection)	$ 329.18	$ 49.15	$ 378.33	$ 359.05	$ 33.10	$ 770.48	$ 66.32	$ 13.82	$ 58.03	$ 908.65	$ 45.22	$ 7.93	$ 26.18	$ 849.82
11h	Commercial/Multi-family MSW	Permanent Compactor	40-yard Compactor	On-call of scheduled service (cost per collection)	$ 329.18	$ 49.15	$ 378.33	$ 359.05	$ 33.10	$ 770.48	$ 66.32	$ 13.82	$ 58.03	$ 908.65	$ 45.22	$ 7.93	$ 26.18	$ 849.82
11i	Commercial/Multi-family MSW	Permanent Roll-off Box	10-yard Roll-off Box	On-call of scheduled service (cost per collection)	$ 253.22	$ 44.69	$ 297.90	$ 462.00	$ 33.10	$ 793.00	$ 68.26	$ 14.22	$ 59.73	$ 935.21	$ 46.55	$ 8.17	$ 26.95	$ 874.66
11j	Commercial/Multi-family MSW	Permanent Roll-off Box	20-yard Roll-off Box	On-call of scheduled service (cost per collection)	$ 253.22	$ 44.69	$ 297.90	$ 276.19	$ 33.10	$ 607.19	$ 52.27	$ 10.89	$ 45.73	$ 716.08	$ 35.64	$ 6.25	$ 20.63	$ 669.72
11k	Commercial/Multi-family MSW	Permanent Roll-off Box	25-yard Roll-off Box	On-call of scheduled service (cost per collection)	$ 253.22	$ 44.69	$ 297.90	$ 276.19	$ 33.10	$ 607.19	$ 52.27	$ 10.89	$ 45.73	$ 716.08	$ 35.64	$ 6.25	$ 20.63	$ 669.72
11l	Commercial/Multi-family MSW	Permanent Roll-off Box	30-yard Roll-off Box	On-call of scheduled service (cost per collection)	$ 253.22	$ 44.69	$ 297.90	$ 276.19	$ 33.10	$ 607.19	$ 52.27	$ 10.89	$ 45.73	$ 716.08	$ 35.64	$ 6.25	$ 20.63	$ 669.72
11m	Commercial/Multi-family MSW	Permanent Roll-off Box	40-yard Roll-off Box	On-call of scheduled service (cost per collection)	$ 253.22	$ 44.69	$ 297.90	$ 276.19	$ 33.10	$ 607.19	$ 52.27	$ 10.89	$ 45.73	$ 716.08	$ 35.64	$ 6.25	$ 20.63	$ 669.72

12. Temporary Bin and Roll-Off Bin Divertible Service - Single-Material Recyclables and Single-Stream Recyclables

#	Sector/Stream	Description	Size	Frequency of Collection	Collection Component (85% Labor and 15% Fuel) Labor	Fuel	Collection	Processing Component Clean MRF	Disposal Component	Non-escalating Capital Component	Total Base Rate	Laguna Hills Regulatory Compliance Cost	Laguna Hills Procurement Cost	Laguna Hills Pavement Impact Cost Component	Total Laguna Hills Rate	Lake Forest Regulatory Compliance Cost	Lake Forest Procurement Cost	Lake Forest Pavement Impact Cost Component	Total Lake Forest Rate
12a	Commercial/Multi-family Single-material and Single-stream Recyclables Service	Temporary Bin	2-yard Bin	Same day (same day collection service - cost per collection)	$ 68.40	$ 12.07	$ 80.48	$ 8.29	$ 1.46	$ 7.28	$ 97.50	$ 8.39	$ 1.75	$ 7.34	$ 114.98	$ 5.72	$ 1.00	$ 3.31	$ 107.54
12a	Commercial/Multi-family Single-material and Single-stream Recyclables Service	Temporary Bin	2-yard Bin	Weekly (i.e. Monday collection, with the collection again on the following Monday - cost per collection)	$ 68.40	$ 12.07	$ 80.48	$ 8.29	$ 1.46	$ 7.28	$ 97.50	$ 8.39	$ 1.75	$ 7.34	$ 114.98	$ 5.72	$ 1.00	$ 3.31	$ 107.54

#	Sector/Stream	Description	Size	Frequency of Collection	Collection Component (85% Labor and 15% Fuel)			Processing Component	Disposal Component	Non-escalating Capital Component	Total Base Rate	Laguna Hills Regulatory Compliance Cost	Laguna Hills Procurement Cost	Laguna Hills Pavement Impact Cost Component	Total Laguna Hills Rate	Lake Forest Regulatory Compliance Cost	Lake Forest Procurement Cost	Lake Forest Pavement Impact Cost Component	Total Lake Forest Rate
					Labor	Fuel	Collection	Clean MRF											
12a	Commercial/Multi-family Single-material and Single-stream Recyclables Service	Temporary Bin	2-yard Bin	Weekend (i.e. collection on Saturday or Sunday - cost per collection)	$ 68.40	$ 12.07	$ 80.48	$ 8.29	$ 1.46	$ 7.28	$ 97.50	$ 8.39	$ 1.75	$ 7.34	$ 114.98	$ 5.72	$ 1.00	$ 3.31	$ 107.54
12b	Commercial/Multi-family Single-material and Single-stream Recyclables Service	Temporary Bin	3-yard Bin	Same day (same day collection service - cost per collection)	$ 68.40	$ 12.07	$ 80.48	$ 8.29	$ 1.46	$ 7.28	$ 97.50	$ 8.39	$ 1.75	$ 7.34	$ 114.98	$ 5.72	$ 1.00	$ 3.31	$ 107.54
12b	Commercial/Multi-family Single-material and Single-stream Recyclables Service	Temporary Bin	3-yard Bin	Weekly (i.e. Monday collection, with the collection again on the following Monday - cost per collection)	$ 68.40	$ 12.07	$ 80.48	$ 8.29	$ 1.46	$ 7.28	$ 97.50	$ 8.39	$ 1.75	$ 7.34	$ 114.98	$ 5.72	$ 1.00	$ 3.31	$ 107.54
12b	Commercial/Multi-family Single-material and Single-stream Recyclables Service	Temporary Bin	3-yard Bin	Weekend (i.e. collection on Saturday or Sunday - cost per collection)	$ 68.40	$ 12.07	$ 80.48	$ 8.29	$ 1.46	$ 7.28	$ 97.50	$ 8.39	$ 1.75	$ 7.34	$ 114.98	$ 5.72	$ 1.00	$ 3.31	$ 107.54
12c	Commercial/Multi-family Single-material and Single-stream Recyclables Service	Temporary Bin	4-yard Bin	Same day (same day collection service - cost per collection)	$ 70.17	$ 12.38	$ 82.55	$ 11.05	$ 1.95	$ 6.95	$ 102.50	$ 8.82	$ 1.84	$ 7.72	$ 120.88	$ 6.02	$ 1.06	$ 3.48	$ 113.05
12c	Commercial/Multi-family Single-material and Single-stream Recyclables Service	Temporary Bin	4-yard Bin	Weekly (i.e. Monday collection, with the collection again on the following Monday - cost per collection)	$ 70.17	$ 12.38	$ 82.55	$ 11.05	$ 1.95	$ 6.95	$ 102.50	$ 8.82	$ 1.84	$ 7.72	$ 120.88	$ 6.02	$ 1.06	$ 3.48	$ 113.05
12c	Commercial/Multi-family Single-material and Single-stream Recyclables Service	Temporary Bin	4-yard Bin	Weekend (i.e. collection on Saturday or Sunday - cost per collection)	$ 70.17	$ 12.38	$ 82.55	$ 11.05	$ 1.95	$ 6.95	$ 102.50	$ 8.82	$ 1.84	$ 7.72	$ 120.88	$ 6.02	$ 1.06	$ 3.48	$ 113.05
12d	Commercial/Multi-family Single-material and Single-stream Recyclables Service	Temporary Bin	6-yard Bin	Same day (same day collection service - cost per collection)	$ 73.70	$ 13.01	$ 86.70	$ 16.58	$ 2.93	$ 6.30	$ 112.50	$ 9.68	$ 2.02	$ 8.47	$ 132.67	$ 6.60	$ 1.16	$ 3.82	$ 124.08
12d	Commercial/Multi-family Single-material and Single-stream Recyclables Service	Temporary Bin	6-yard Bin	Weekly (i.e. Monday collection, with the collection again on the following Monday - cost per collection)	$ 73.70	$ 13.01	$ 86.70	$ 16.58	$ 2.93	$ 6.30	$ 112.50	$ 9.68	$ 2.02	$ 8.47	$ 132.67	$ 6.60	$ 1.16	$ 3.82	$ 124.08
12d	Commercial/Multi-family Single-material and Single-stream Recyclables Service	Temporary Bin	6-yard Bin	Weekend (i.e. collection on Saturday or Sunday - cost per collection)	$ 73.70	$ 13.01	$ 86.70	$ 16.58	$ 2.93	$ 6.30	$ 112.50	$ 9.68	$ 2.02	$ 8.47	$ 132.67	$ 6.60	$ 1.16	$ 3.82	$ 124.08
12e	Commercial/Multi-family Single-material and Single-stream Recyclables Service	Temporary Bin	10-yard Roll-off	Weekly (i.e. Monday collection, with the collection again on the following Monday - cost per collection)	$ 106.72	$ 18.83	$ 125.55	$ 255.00	$ 45.00	$ 13.95	$ 439.50	$ 37.83	$ 7.88	$ 33.10	$ 518.31	$ 25.80	$ 4.53	$ 14.93	$ 484.76
12e	Commercial/Multi-family Single-material and Single-stream Recyclables Service	Temporary Bin	10-yard Roll-off	Weekend (i.e. collection on Saturday or Sunday - cost per collection)	$ 106.72	$ 18.83	$ 125.55	$ 255.00	$ 45.00	$ 13.95	$ 439.50	$ 37.83	$ 7.88	$ 33.10	$ 518.31	$ 25.80	$ 4.53	$ 14.93	$ 484.76
12e	Commercial/Multi-family Single-material and Single-stream Recyclables Service	Temporary Bin	10-yard Roll-off	Same day (same day collection service - cost per collection)	$ 106.72	$ 18.83	$ 125.55	$ 255.00	$ 45.00	$ 13.95	$ 439.50	$ 37.83	$ 7.88	$ 33.10	$ 518.31	$ 25.80	$ 4.53	$ 14.93	$ 484.76
12f	Commercial/Multi-family Single-material and Single-stream Recyclables Service	Temporary Bin	20-yard Roll-off	Weekly (i.e. Monday collection, with the collection again on the following Monday - cost per collection)	$ 106.72	$ 18.83	$ 125.55	$ 191.25	$ 33.75	$ 13.95	$ 364.50	$ 31.38	$ 6.54	$ 27.45	$ 429.86	$ 21.39	$ 3.75	$ 12.39	$ 402.03
12f	Commercial/Multi-family Single-material and Single-stream Recyclables Service	Temporary Bin	20-yard Roll-off	Weekend (i.e. collection on Saturday or Sunday - cost per collection)	$ 106.72	$ 18.83	$ 125.55	$ 191.25	$ 33.75	$ 13.95	$ 364.50	$ 31.38	$ 6.54	$ 27.45	$ 429.86	$ 21.39	$ 3.75	$ 12.39	$ 402.03
12f	Commercial/Multi-family Single-material and Single-stream Recyclables Service	Temporary Bin	20-yard Roll-off	Same day (same day collection service - cost per collection)	$ 106.72	$ 18.83	$ 125.55	$ 191.25	$ 33.75	$ 13.95	$ 364.50	$ 31.38	$ 6.54	$ 27.45	$ 429.86	$ 21.39	$ 3.75	$ 12.39	$ 402.03
12g	Commercial/Multi-family Single-material and Single-stream Recyclables Service	Temporary Bin	25-yard Roll-off	Weekly (i.e. Monday collection, with the collection again on the following Monday - cost per collection)	$ 106.72	$ 18.83	$ 125.55	$ 191.25	$ 33.75	$ 13.95	$ 364.50	$ 31.38	$ 6.54	$ 27.45	$ 429.86	$ 21.39	$ 3.75	$ 12.39	$ 402.03
12g	Commercial/Multi-family Single-material and Single-stream Recyclables Service	Temporary Bin	25-yard Roll-off	Weekend (i.e. collection on Saturday or Sunday - cost per collection)	$ 106.72	$ 18.83	$ 125.55	$ 191.25	$ 33.75	$ 13.95	$ 364.50	$ 31.38	$ 6.54	$ 27.45	$ 429.86	$ 21.39	$ 3.75	$ 12.39	$ 402.03
12g	Commercial/Multi-family Single-material and Single-stream Recyclables Service	Temporary Bin	25-yard Roll-off	Same day (same day collection service - cost per collection)	$ 106.72	$ 18.83	$ 125.55	$ 191.25	$ 33.75	$ 13.95	$ 364.50	$ 31.38	$ 6.54	$ 27.45	$ 429.86	$ 21.39	$ 3.75	$ 12.39	$ 402.03
12h	Commercial/Multi-family Single-material and Single-stream Recyclables Service	Temporary Bin	30-yard Roll-off	Weekly (i.e. Monday collection, with the collection again on the following Monday - cost per collection)	$ 106.72	$ 18.83	$ 125.55	$ 191.25	$ 33.75	$ 13.95	$ 364.50	$ 31.38	$ 6.54	$ 27.45	$ 429.86	$ 21.39	$ 3.75	$ 12.39	$ 402.03
12h	Commercial/Multi-family Single-material and Single-stream Recyclables Service	Temporary Bin	30-yard Roll-off	Weekend (i.e. collection on Saturday or Sunday - cost per collection)	$ 106.72	$ 18.83	$ 125.55	$ 191.25	$ 33.75	$ 13.95	$ 364.50	$ 31.38	$ 6.54	$ 27.45	$ 429.86	$ 21.39	$ 3.75	$ 12.39	$ 402.03
12h	Commercial/Multi-family Single-material and Single-stream Recyclables Service	Temporary Bin	30-yard Roll-off	Same day (same day collection service - cost per collection)	$ 106.72	$ 18.83	$ 125.55	$ 191.25	$ 33.75	$ 13.95	$ 364.50	$ 31.38	$ 6.54	$ 27.45	$ 429.86	$ 21.39	$ 3.75	$ 12.39	$ 402.03
12i	Commercial/Multi-family Single-material and Single-stream Recyclables Service	Temporary Bin	40-yard Roll-off	Weekly (i.e. Monday collection, with the collection again on the following Monday - cost per collection)	$ 106.72	$ 18.83	$ 125.55	$ 159.38	$ 28.13	$ 13.95	$ 327.00	$ 28.15	$ 5.86	$ 24.63	$ 385.64	$ 19.19	$ 3.37	$ 11.11	$ 360.67
12i	Commercial/Multi-family Single-material and Single-stream Recyclables Service	Temporary Bin	40-yard Roll-off	Weekend (i.e. collection on Saturday or Sunday - cost per collection)	$ 106.72	$ 18.83	$ 125.55	$ 159.38	$ 28.13	$ 13.95	$ 327.00	$ 28.15	$ 5.86	$ 24.63	$ 385.64	$ 19.19	$ 3.37	$ 11.11	$ 360.67
12i	Commercial/Multi-family Single-material and Single-stream Recyclables Service	Temporary Bin	40-yard Roll-off	Same day (same day collection service - cost per collection)	$ 106.72	$ 18.83	$ 125.55	$ 159.38	$ 28.13	$ 13.95	$ 327.00	$ 28.15	$ 5.86	$ 24.63	$ 385.64	$ 19.19	$ 3.37	$ 11.11	$ 360.67

13. Temporary Bin and Roll-Off Bin Divertible Service - Source-separated Food Scraps

#	Sector/Stream	Description	Size	Frequency of Collection	Collection Component (85% Labor and 15% Fuel)			Processing Component	Disposal Component	Non-escalating Capital Component	Total Base Rate	Compliance Cost Component	Procurement Cost Component	Laguna Hills Pavement Impact Cost Component	Total Laguna Hills Rate	Compliance Cost Component	Procurement Cost Component	Lake Forest Pavement Impact Cost Component	Total Lake Forest Rate
					Labor	Fuel	Collection	Composting											
13a	Commercial/Multi-family Source-separated Food Scraps	Temporary Bin	2-yard Bin	Same day (same day collection service - cost per collection)	$ 68.40	$ 12.07	$ 80.48	$ 8.29	$ 1.46	$ 7.28	$ 97.50	$ 8.39	$ 1.75	$ 7.34	$ 114.98	$ 5.72	$ 1.00	$ 3.31	$ 107.54
13a	Commercial/Multi-family Source-separated Food Scraps	Temporary Bin	2-yard Bin	Weekly (i.e. Monday collection, with the collection again on the following Monday - cost per collection)	$ 68.40	$ 12.07	$ 80.48	$ 8.29	$ 1.46	$ 7.28	$ 97.50	$ 8.39	$ 1.75	$ 7.34	$ 114.98	$ 5.72	$ 1.00	$ 3.31	$ 107.54
13a	Commercial/Multi-family Source-separated Food Scraps	Temporary Bin	2-yard Bin	Weekend (i.e. collection on Saturday or Sunday - cost per collection)	$ 68.40	$ 12.07	$ 80.48	$ 8.29	$ 1.46	$ 7.28	$ 97.50	$ 8.39	$ 1.75	$ 7.34	$ 114.98	$ 5.72	$ 1.00	$ 3.31	$ 107.54
13b	Commercial/Multi-family Source-separated Food Scraps	Temporary Bin	3-yard Bin	Same day (same day collection service - cost per collection)	$ 68.40	$ 12.07	$ 80.48	$ 8.29	$ 1.46	$ 7.28	$ 97.50	$ 8.39	$ 1.75	$ 7.34	$ 114.98	$ 5.72	$ 1.00	$ 3.31	$ 107.54
13b	Commercial/Multi-family Source-separated Food Scraps	Temporary Bin	3-yard Bin	Weekly (i.e. Monday collection, with the collection again on the following Monday - cost per collection)	$ 68.40	$ 12.07	$ 80.48	$ 8.29	$ 1.46	$ 7.28	$ 97.50	$ 8.39	$ 1.75	$ 7.34	$ 114.98	$ 5.72	$ 1.00	$ 3.31	$ 107.54
13b	Commercial/Multi-family Source-separated Food Scraps	Temporary Bin	3-yard Bin	Weekend (i.e. collection on Saturday or Sunday - cost per collection)	$ 68.40	$ 12.07	$ 80.48	$ 8.29	$ 1.46	$ 7.28	$ 97.50	$ 8.39	$ 1.75	$ 7.34	$ 114.98	$ 5.72	$ 1.00	$ 3.31	$ 107.54
13c	Commercial/Multi-family Source-separated Food Scraps	Temporary Bin	4-yard Bin	Same day (same day collection service - cost per collection)	$ 70.17	$ 12.38	$ 82.55	$ 11.05	$ 1.95	$ 6.95	$ 102.50	$ 8.82	$ 1.84	$ 7.72	$ 120.88	$ 6.02	$ 1.06	$ 3.48	$ 113.05
13c	Commercial/Multi-family Source-separated Food Scraps	Temporary Bin	4-yard Bin	Weekly (i.e. Monday collection, with the collection again on the following Monday - cost per collection)	$ 70.17	$ 12.38	$ 82.55	$ 11.05	$ 1.95	$ 6.95	$ 102.50	$ 8.82	$ 1.84	$ 7.72	$ 120.88	$ 6.02	$ 1.06	$ 3.48	$ 113.05
13c	Commercial/Multi-family Source-separated Food Scraps	Temporary Bin	4-yard Bin	Weekend (i.e. collection on Saturday or Sunday - cost per collection)	$ 70.17	$ 12.38	$ 82.55	$ 11.05	$ 1.95	$ 6.95	$ 102.50	$ 8.82	$ 1.84	$ 7.72	$ 120.88	$ 6.02	$ 1.06	$ 3.48	$ 113.05
13d	Commercial/Multi-family Source-separated Food Scraps	Temporary Bin	6-yard Bin	Same day (same day collection service - cost per collection)	$ 73.70	$ 13.01	$ 86.70	$ 16.58	$ 2.93	$ 6.30	$ 112.50	$ 9.68	$ 2.02	$ 8.47	$ 132.67	$ 6.60	$ 1.16	$ 3.82	$ 124.08
13d	Commercial/Multi-family Source-separated Food Scraps	Temporary Bin	6-yard Bin	Weekly (i.e. Monday collection, with the collection again on the following Monday - cost per collection)	$ 73.70	$ 13.01	$ 86.70	$ 16.58	$ 2.93	$ 6.30	$ 112.50	$ 9.68	$ 2.02	$ 8.47	$ 132.67	$ 6.60	$ 1.16	$ 3.82	$ 124.08

#	Sector/Stream	Description	Size	Frequency of Collection	Collection Component (85% Labor and 15% Fuel)			Processing Component	Disposal Component	Non-escalating Capital Component	Total Base Rate	Laguna Hills Regulatory Compliance Cost	Laguna Hills Procurement Cost	Laguna Hills Pavement Impact Cost Component	Total Laguna Hills Rate	Lake Forest Regulatory Compliance Cost	Lake Forest Procurement Cost	Lake Forest Pavement Impact Cost Component	Total Lake Forest Rate
					Labor	Fuel	Collection	Clean MRF											
13d	Commercial/Multi-family Source-separated Food Scraps	Temporary Bin	6-yard Bin	Weekend (i.e. collection on Saturday or Sunday - cost per collection)	$ 73.70	$ 13.01	$ 86.70	$ 16.58	$ 2.93	$ 6.30	$ 112.50	$ 9.68	$ 2.02	$ 8.47	$ 132.67	$ 6.60	$ 1.16	$ 3.82	$ 124.08
13e	Commercial/Multi-family Source-separated Food Scraps	Temporary Bin	10-yard Roll-off	Weekly (i.e. Monday collection, with the collection again on the following Monday - cost per collection)	$ 106.72	$ 18.83	$ 125.55	$ 255.00	$ 45.00	$ 13.95	$ 439.50	$ 37.83	$ 7.88	$ 33.10	$ 518.31	$ 25.80	$ 4.53	$ 14.93	$ 484.76
13e	Commercial/Multi-family Source-separated Food Scraps	Temporary Bin	10-yard Roll-off	Weekend (i.e. collection on Saturday or Sunday - cost per collection)	$ 106.72	$ 18.83	$ 125.55	$ 255.00	$ 45.00	$ 13.95	$ 439.50	$ 37.83	$ 7.88	$ 33.10	$ 518.31	$ 25.80	$ 4.53	$ 14.93	$ 484.76
13e	Commercial/Multi-family Source-separated Food Scraps	Temporary Bin	10-yard Roll-off	Same day (same day collection service - cost per collection)	$ 106.72	$ 18.83	$ 125.55	$ 255.00	$ 45.00	$ 13.95	$ 439.50	$ 37.83	$ 7.88	$ 33.10	$ 518.31	$ 25.80	$ 4.53	$ 14.93	$ 484.76
13f	Commercial/Multi-family Source-separated Food Scraps	Temporary Bin	20-yard Roll-off	Weekly (i.e. Monday collection, with the collection again on the following Monday - cost per collection)	$ 106.72	$ 18.83	$ 125.55	$ 191.25	$ 33.75	$ 13.95	$ 364.50	$ 31.38	$ 6.54	$ 27.45	$ 429.86	$ 21.39	$ 3.75	$ 12.39	$ 402.03
13f	Commercial/Multi-family Source-separated Food Scraps	Temporary Bin	20-yard Roll-off	Weekend (i.e. collection on Saturday or Sunday - cost per collection)	$ 106.72	$ 18.83	$ 125.55	$ 191.25	$ 33.75	$ 13.95	$ 364.50	$ 31.38	$ 6.54	$ 27.45	$ 429.86	$ 21.39	$ 3.75	$ 12.39	$ 402.03
13f	Commercial/Multi-family Source-separated Food Scraps	Temporary Bin	20-yard Roll-off	Same day (same day collection service - cost per collection)	$ 106.72	$ 18.83	$ 125.55	$ 191.25	$ 33.75	$ 13.95	$ 364.50	$ 31.38	$ 6.54	$ 27.45	$ 429.86	$ 21.39	$ 3.75	$ 12.39	$ 402.03
13g	Commercial/Multi-family Source-separated Food Scraps	Temporary Bin	25-yard Roll-off	Weekly (i.e. Monday collection, with the collection again on the following Monday - cost per collection)	$ 106.72	$ 18.83	$ 125.55	$ 191.25	$ 33.75	$ 13.95	$ 364.50	$ 31.38	$ 6.54	$ 27.45	$ 429.86	$ 21.39	$ 3.75	$ 12.39	$ 402.03
13g	Commercial/Multi-family Source-separated Food Scraps	Temporary Bin	25-yard Roll-off	Weekend (i.e. collection on Saturday or Sunday - cost per collection)	$ 106.72	$ 18.83	$ 125.55	$ 191.25	$ 33.75	$ 13.95	$ 364.50	$ 31.38	$ 6.54	$ 27.45	$ 429.86	$ 21.39	$ 3.75	$ 12.39	$ 402.03
13g	Commercial/Multi-family Source-separated Food Scraps	Temporary Bin	25-yard Roll-off	Same day (same day collection service - cost per collection)	$ 106.72	$ 18.83	$ 125.55	$ 191.25	$ 33.75	$ 13.95	$ 364.50	$ 31.38	$ 6.54	$ 27.45	$ 429.86	$ 21.39	$ 3.75	$ 12.39	$ 402.03
13h	Commercial/Multi-family Source-separated Food Scraps	Temporary Bin	30-yard Roll-off	Weekly (i.e. Monday collection, with the collection again on the following Monday - cost per collection)	$ 106.72	$ 18.83	$ 125.55	$ 191.25	$ 33.75	$ 13.95	$ 364.50	$ 31.38	$ 6.54	$ 27.45	$ 429.86	$ 21.39	$ 3.75	$ 12.39	$ 402.03
13h	Commercial/Multi-family Source-separated Food Scraps	Temporary Bin	30-yard Roll-off	Weekend (i.e. collection on Saturday or Sunday - cost per collection)	$ 106.72	$ 18.83	$ 125.55	$ 191.25	$ 33.75	$ 13.95	$ 364.50	$ 31.38	$ 6.54	$ 27.45	$ 429.86	$ 21.39	$ 3.75	$ 12.39	$ 402.03
13h	Commercial/Multi-family Source-separated Food Scraps	Temporary Bin	30-yard Roll-off	Same day (same day collection service - cost per collection)	$ 106.72	$ 18.83	$ 125.55	$ 191.25	$ 33.75	$ 13.95	$ 364.50	$ 31.38	$ 6.54	$ 27.45	$ 429.86	$ 21.39	$ 3.75	$ 12.39	$ 402.03
13i	Commercial/Multi-family Source-separated Food Scraps	Temporary Bin	40-yard Roll-off	Weekly (i.e. Monday collection, with the collection again on the following Monday - cost per collection)	$ 106.72	$ 18.83	$ 125.55	$ 159.38	$ 28.13	$ 13.95	$ 327.00	$ 28.15	$ 5.86	$ 24.63	$ 385.64	$ 19.19	$ 3.37	$ 11.11	$ 360.67
13i	Commercial/Multi-family Source-separated Food Scraps	Temporary Bin	40-yard Roll-off	Weekend (i.e. collection on Saturday or Sunday - cost per collection)	$ 106.72	$ 18.83	$ 125.55	$ 159.38	$ 28.13	$ 13.95	$ 327.00	$ 28.15	$ 5.86	$ 24.63	$ 385.64	$ 19.19	$ 3.37	$ 11.11	$ 360.67
13i	Commercial/Multi-family Source-separated Food Scraps	Temporary Bin	40-yard Roll-off	Same day (same day collection service - cost per collection)	$ 106.72	$ 18.83	$ 125.55	$ 159.38	$ 28.13	$ 13.95	$ 327.00	$ 28.15	$ 5.86	$ 24.63	$ 385.64	$ 19.19	$ 3.37	$ 11.11	$ 360.67

14. Temporary Bin and Roll-Off Bin Divertible Service - Source-separated Yard Trimmings

#	Sector/Stream	Description	Size	Frequency of Collection	Collection Component (85% Labor and 15% Fuel)			Processing Component	Disposal Component	Non-escalating Capital Component	Total Base Rate	Compliance Cost Component	Procurement Cost Component	Laguna Hills Pavement Impact Cost Component	Total Laguna Hills Rate	Compliance Cost Component	Procurement Cost Component	Lake Forest Pavement Impact Cost Component	Total Lake Forest Rate
					Labor	Fuel	Collection	Composting											
14a	Commercial/Multi-family Source-separated Yard Trimmings	Temporary Bin	2-yard Bin	Same day (same day collection service - cost per collection)	$ 68.40	$ 12.07	$ 80.48	$ 8.29	$ 1.46	$ 7.28	$ 97.50	$ 8.39	$ 1.75	$ 7.34	$ 114.98	$ 5.72	$ 1.00	$ 3.31	$ 107.54
14a	Commercial/Multi-family Source-separated Yard Trimmings	Temporary Bin	2-yard Bin	Weekly (i.e. Monday collection, with the collection again on the following Monday - cost per collection)	$ 68.40	$ 12.07	$ 80.48	$ 8.29	$ 1.46	$ 7.28	$ 97.50	$ 8.39	$ 1.75	$ 7.34	$ 114.98	$ 5.72	$ 1.00	$ 3.31	$ 107.54
14a	Commercial/Multi-family Source-separated Yard Trimmings	Temporary Bin	2-yard Bin	Weekend (i.e. collection on Saturday or Sunday - cost per collection)	$ 68.40	$ 12.07	$ 80.48	$ 8.29	$ 1.46	$ 7.28	$ 97.50	$ 8.39	$ 1.75	$ 7.34	$ 114.98	$ 5.72	$ 1.00	$ 3.31	$ 107.54
14b	Commercial/Multi-family Source-separated Yard Trimmings	Temporary Bin	3-yard Bin	Same day (same day collection service - cost per collection)	$ 68.40	$ 12.07	$ 80.48	$ 8.29	$ 1.46	$ 7.28	$ 97.50	$ 8.39	$ 1.75	$ 7.34	$ 114.98	$ 5.72	$ 1.00	$ 3.31	$ 107.54
14b	Commercial/Multi-family Source-separated Yard Trimmings	Temporary Bin	3-yard Bin	Weekly (i.e. Monday collection, with the collection again on the following Monday - cost per collection)	$ 68.40	$ 12.07	$ 80.48	$ 8.29	$ 1.46	$ 7.28	$ 97.50	$ 8.39	$ 1.75	$ 7.34	$ 114.98	$ 5.72	$ 1.00	$ 3.31	$ 107.54
14b	Commercial/Multi-family Source-separated Yard Trimmings	Temporary Bin	3-yard Bin	Weekend (i.e. collection on Saturday or Sunday - cost per collection)	$ 68.40	$ 12.07	$ 80.48	$ 8.29	$ 1.46	$ 7.28	$ 97.50	$ 8.39	$ 1.75	$ 7.34	$ 114.98	$ 5.72	$ 1.00	$ 3.31	$ 107.54
14c	Commercial/Multi-family Source-separated Yard Trimmings	Temporary Bin	4-yard Bin	Same day (same day collection service - cost per collection)	$ 70.17	$ 12.38	$ 82.55	$ 11.05	$ 1.95	$ 6.95	$ 102.50	$ 8.82	$ 1.84	$ 7.72	$ 120.88	$ 6.02	$ 1.06	$ 3.48	$ 113.05
14c	Commercial/Multi-family Source-separated Yard Trimmings	Temporary Bin	4-yard Bin	Weekly (i.e. Monday collection, with the collection again on the following Monday - cost per collection)	$ 70.17	$ 12.38	$ 82.55	$ 11.05	$ 1.95	$ 6.95	$ 102.50	$ 8.82	$ 1.84	$ 7.72	$ 120.88	$ 6.02	$ 1.06	$ 3.48	$ 113.05
14c	Commercial/Multi-family Source-separated Yard Trimmings	Temporary Bin	4-yard Bin	Weekend (i.e. collection on Saturday or Sunday - cost per collection)	$ 70.17	$ 12.38	$ 82.55	$ 11.05	$ 1.95	$ 6.95	$ 102.50	$ 8.82	$ 1.84	$ 7.72	$ 120.88	$ 6.02	$ 1.06	$ 3.48	$ 113.05
14d	Commercial/Multi-family Source-separated Yard Trimmings	Temporary Bin	6-yard Bin	Same day (same day collection service - cost per collection)	$ 73.70	$ 13.01	$ 86.70	$ 16.58	$ 2.93	$ 6.30	$ 112.50	$ 9.68	$ 2.02	$ 8.47	$ 132.67	$ 6.60	$ 1.16	$ 3.82	$ 124.08
14d	Commercial/Multi-family Source-separated Yard Trimmings	Temporary Bin	6-yard Bin	Weekly (i.e. Monday collection, with the collection again on the following Monday - cost per collection)	$ 73.70	$ 13.01	$ 86.70	$ 16.58	$ 2.93	$ 6.30	$ 112.50	$ 9.68	$ 2.02	$ 8.47	$ 132.67	$ 6.60	$ 1.16	$ 3.82	$ 124.08
14d	Commercial/Multi-family Source-separated Yard Trimmings	Temporary Bin	6-yard Bin	Weekend (i.e. collection on Saturday or Sunday - cost per collection)	$ 73.70	$ 13.01	$ 86.70	$ 16.58	$ 2.93	$ 6.30	$ 112.50	$ 9.68	$ 2.02	$ 8.47	$ 132.67	$ 6.60	$ 1.16	$ 3.82	$ 124.08
14e	Commercial/Multi-family Source-separated Yard Trimmings	Temporary Bin	10-yard Roll-off	Weekly (i.e. Monday collection, with the collection again on the following Monday - cost per collection)	$ 106.72	$ 18.83	$ 125.55	$ 255.00	$ 45.00	$ 13.95	$ 439.50	$ 37.83	$ 7.88	$ 33.10	$ 518.31	$ 25.80	$ 4.53	$ 14.93	$ 484.76
14e	Commercial/Multi-family Source-separated Yard Trimmings	Temporary Bin	10-yard Roll-off	Weekend (i.e. collection on Saturday or Sunday - cost per collection)	$ 106.72	$ 18.83	$ 125.55	$ 255.00	$ 45.00	$ 13.95	$ 439.50	$ 37.83	$ 7.88	$ 33.10	$ 518.31	$ 25.80	$ 4.53	$ 14.93	$ 484.76
14e	Commercial/Multi-family Source-separated Yard Trimmings	Temporary Bin	10-yard Roll-off	Same day (same day collection service - cost per collection)	$ 106.72	$ 18.83	$ 125.55	$ 255.00	$ 45.00	$ 13.95	$ 439.50	$ 37.83	$ 7.88	$ 33.10	$ 518.31	$ 25.80	$ 4.53	$ 14.93	$ 484.76
14f	Commercial/Multi-family Source-separated Yard Trimmings	Temporary Bin	20-yard Roll-off	Weekly (i.e. Monday collection, with the collection again on the following Monday - cost per collection)	$ 106.72	$ 18.83	$ 125.55	$ 191.25	$ 33.75	$ 13.95	$ 364.50	$ 31.38	$ 6.54	$ 27.45	$ 429.86	$ 21.39	$ 3.75	$ 12.39	$ 402.03
14f	Commercial/Multi-family Source-separated Yard Trimmings	Temporary Bin	20-yard Roll-off	Weekend (i.e. collection on Saturday or Sunday - cost per collection)	$ 106.72	$ 18.83	$ 125.55	$ 191.25	$ 33.75	$ 13.95	$ 364.50	$ 31.38	$ 6.54	$ 27.45	$ 429.86	$ 21.39	$ 3.75	$ 12.39	$ 402.03
14f	Commercial/Multi-family Source-separated Yard Trimmings	Temporary Bin	20-yard Roll-off	Same day (same day collection service - cost per collection)	$ 106.72	$ 18.83	$ 125.55	$ 191.25	$ 33.75	$ 13.95	$ 364.50	$ 31.38	$ 6.54	$ 27.45	$ 429.86	$ 21.39	$ 3.75	$ 12.39	$ 402.03
14g	Commercial/Multi-family Source-separated Yard Trimmings	Temporary Bin	25-yard Roll-off	Weekly (i.e. Monday collection, with the collection again on the following Monday - cost per collection)	$ 106.72	$ 18.83	$ 125.55	$ 191.25	$ 33.75	$ 13.95	$ 364.50	$ 31.38	$ 6.54	$ 27.45	$ 429.86	$ 21.39	$ 3.75	$ 12.39	$ 402.03
14g	Commercial/Multi-family Source-separated Yard Trimmings	Temporary Bin	25-yard Roll-off	Weekend (i.e. collection on Saturday or Sunday - cost per collection)	$ 106.72	$ 18.83	$ 125.55	$ 191.25	$ 33.75	$ 13.95	$ 364.50	$ 31.38	$ 6.54	$ 27.45	$ 429.86	$ 21.39	$ 3.75	$ 12.39	$ 402.03

#	Sector/Stream	Description	Size	Frequency of Collection	Collection Component (85% Labor and 15% Fuel) Labor	Fuel	Collection	Processing Component Clean MRF	Disposal Component	Non-escalating Capital Component	Total Base Rate	Laguna Hills Regulatory Compliance Cost	Laguna Hills Procurement Cost	Laguna Hills Pavement Impact Cost Component	Total Laguna Hills Rate	Lake Forest Regulatory Compliance Cost	Lake Forest Procurement Cost	Lake Forest Pavement Impact Cost Component	Total Lake Forest Rate
14g	Commercial/Multi-family Source-separated Yard Trimmings	Temporary Bin	25-yard Roll-off	Same day (same day collection service - cost per collection)	$ 106.72	$ 18.83	$ 125.55	$ 191.25	$ 33.75	$ 13.95	$ 364.50	$ 31.38	$ 6.54	$ 27.45	$ 429.86	$ 21.39	$ 3.75	$ 12.39	$ 402.03
14h	Commercial/Multi-family Source-separated Yard Trimmings	Temporary Bin	30-yard Roll-off	Weekly (i.e. Monday collection, with the collection again on the following Monday - cost per collection)	$ 106.72	$ 18.83	$ 125.55	$ 191.25	$ 33.75	$ 13.95	$ 364.50	$ 31.38	$ 6.54	$ 27.45	$ 429.86	$ 21.39	$ 3.75	$ 12.39	$ 402.03
14h	Commercial/Multi-family Source-separated Yard Trimmings	Temporary Bin	30-yard Roll-off	Weekend (i.e. collection on Saturday or Sunday - cost per collection)	$ 106.72	$ 18.83	$ 125.55	$ 191.25	$ 33.75	$ 13.95	$ 364.50	$ 31.38	$ 6.54	$ 27.45	$ 429.86	$ 21.39	$ 3.75	$ 12.39	$ 402.03
14h	Commercial/Multi-family Source-separated Yard Trimmings	Temporary Bin	30-yard Roll-off	Same day (same day collection service - cost per collection)	$ 106.72	$ 18.83	$ 125.55	$ 191.25	$ 33.75	$ 13.95	$ 364.50	$ 31.38	$ 6.54	$ 27.45	$ 429.86	$ 21.39	$ 3.75	$ 12.39	$ 402.03
14i	Commercial/Multi-family Source-separated Yard Trimmings	Temporary Bin	40-yard Roll-off	Weekly (i.e. Monday collection, with the collection again on the following Monday - cost per collection)	$ 106.72	$ 18.83	$ 125.55	$ 159.38	$ 28.13	$ 13.95	$ 327.00	$ 28.15	$ 5.86	$ 24.63	$ 385.64	$ 19.19	$ 3.37	$ 11.11	$ 360.67
14i	Commercial/Multi-family Source-separated Yard Trimmings	Temporary Bin	40-yard Roll-off	Weekend (i.e. collection on Saturday or Sunday - cost per collection)	$ 106.72	$ 18.83	$ 125.55	$ 159.38	$ 28.13	$ 13.95	$ 327.00	$ 28.15	$ 5.86	$ 24.63	$ 385.64	$ 19.19	$ 3.37	$ 11.11	$ 360.67
14i	Commercial/Multi-family Source-separated Yard Trimmings	Temporary Bin	40-yard Roll-off	Same day (same day collection service - cost per collection)	$ 106.72	$ 18.83	$ 125.55	$ 159.38	$ 28.13	$ 13.95	$ 327.00	$ 28.15	$ 5.86	$ 24.63	$ 385.64	$ 19.19	$ 3.37	$ 11.11	$ 360.67

15. Temporary Bin and Roll-Off Bin Divertible Service - Co-collected Food Scraps and Yard Trimmings

#	Sector/Stream	Description	Size	Frequency of Collection	Collection Component (85% Labor and 15% Fuel) Labor	Fuel	Collection	Processing Component Composting	Disposal Component	Non-escalating Capital Component	Total Base Rate	Compliance Cost Component	Procurement Cost Component	Laguna Hills Pavement Impact Cost Component	Total Laguna Hills Rate	Compliance Cost Component	Procurement Cost Component	Lake Forest Pavement Impact Cost Component	Total Lake Forest Rate
15a	Commercial/Multi-family Co-collected Food Scraps and Yard Trimmings	Temporary Bin	2-yard Bin	Same day (same day collection service - cost per collection)	$ 68.40	$ 12.07	$ 80.48	$ 8.29	$ 1.46	$ 7.28	$ 97.50	$ 8.39	$ 1.75	$ 7.34	$ 114.98	$ 5.72	$ 1.00	$ 3.31	$ 107.54
15a	Commercial/Multi-family Co-collected Food Scraps and Yard Trimmings	Temporary Bin	2-yard Bin	Weekly (i.e. Monday collection, with the collection again on the following Monday - cost per collection)	$ 68.40	$ 12.07	$ 80.48	$ 8.29	$ 1.46	$ 7.28	$ 97.50	$ 8.39	$ 1.75	$ 7.34	$ 114.98	$ 5.72	$ 1.00	$ 3.31	$ 107.54
15a	Commercial/Multi-family Co-collected Food Scraps and Yard Trimmings	Temporary Bin	2-yard Bin	Weekend (i.e. collection on Saturday or Sunday - cost per collection)	$ 68.40	$ 12.07	$ 80.48	$ 8.29	$ 1.46	$ 7.28	$ 97.50	$ 8.39	$ 1.75	$ 7.34	$ 114.98	$ 5.72	$ 1.00	$ 3.31	$ 107.54
15b	Commercial/Multi-family Co-collected Food Scraps and Yard Trimmings	Temporary Bin	3-yard Bin	Same day (same day collection service - cost per collection)	$ 68.40	$ 12.07	$ 80.48	$ 8.29	$ 1.46	$ 7.28	$ 97.50	$ 8.39	$ 1.75	$ 7.34	$ 114.98	$ 5.72	$ 1.00	$ 3.31	$ 107.54
15b	Commercial/Multi-family Co-collected Food Scraps and Yard Trimmings	Temporary Bin	3-yard Bin	Weekly (i.e. Monday collection, with the collection again on the following Monday - cost per collection)	$ 68.40	$ 12.07	$ 80.48	$ 8.29	$ 1.46	$ 7.28	$ 97.50	$ 8.39	$ 1.75	$ 7.34	$ 114.98	$ 5.72	$ 1.00	$ 3.31	$ 107.54
15b	Commercial/Multi-family Co-collected Food Scraps and Yard Trimmings	Temporary Bin	3-yard Bin	Weekend (i.e. collection on Saturday or Sunday - cost per collection)	$ 68.40	$ 12.07	$ 80.48	$ 8.29	$ 1.46	$ 7.28	$ 97.50	$ 8.39	$ 1.75	$ 7.34	$ 114.98	$ 5.72	$ 1.00	$ 3.31	$ 107.54
15c	Commercial/Multi-family Co-collected Food Scraps and Yard Trimmings	Temporary Bin	4-yard Bin	Same day (same day collection service - cost per collection)	$ 70.17	$ 12.38	$ 82.55	$ 11.05	$ 1.95	$ 6.95	$ 102.50	$ 8.82	$ 1.84	$ 7.72	$ 120.88	$ 6.02	$ 1.06	$ 3.48	$ 113.05
15c	Commercial/Multi-family Co-collected Food Scraps and Yard Trimmings	Temporary Bin	4-yard Bin	Weekly (i.e. Monday collection, with the collection again on the following Monday - cost per collection)	$ 70.17	$ 12.38	$ 82.55	$ 11.05	$ 1.95	$ 6.95	$ 102.50	$ 8.82	$ 1.84	$ 7.72	$ 120.88	$ 6.02	$ 1.06	$ 3.48	$ 113.05
15c	Commercial/Multi-family Co-collected Food Scraps and Yard Trimmings	Temporary Bin	4-yard Bin	Weekend (i.e. collection on Saturday or Sunday - cost per collection)	$ 70.17	$ 12.38	$ 82.55	$ 11.05	$ 1.95	$ 6.95	$ 102.50	$ 8.82	$ 1.84	$ 7.72	$ 120.88	$ 6.02	$ 1.06	$ 3.48	$ 113.05
15d	Commercial/Multi-family Co-collected Food Scraps and Yard Trimmings	Temporary Bin	6-yard Bin	Same day (same day collection service - cost per collection)	$ 73.70	$ 13.01	$ 86.70	$ 16.58	$ 2.93	$ 6.30	$ 112.50	$ 9.68	$ 2.02	$ 8.47	$ 132.67	$ 6.60	$ 1.16	$ 3.82	$ 124.08
15d	Commercial/Multi-family Co-collected Food Scraps and Yard Trimmings	Temporary Bin	6-yard Bin	Weekly (i.e. Monday collection, with the collection again on the following Monday - cost per collection)	$ 73.70	$ 13.01	$ 86.70	$ 16.58	$ 2.93	$ 6.30	$ 112.50	$ 9.68	$ 2.02	$ 8.47	$ 132.67	$ 6.60	$ 1.16	$ 3.82	$ 124.08
15d	Commercial/Multi-family Co-collected Food Scraps and Yard Trimmings	Temporary Bin	6-yard Bin	Weekend (i.e. collection on Saturday or Sunday - cost per collection)	$ 73.70	$ 13.01	$ 86.70	$ 16.58	$ 2.93	$ 6.30	$ 112.50	$ 9.68	$ 2.02	$ 8.47	$ 132.67	$ 6.60	$ 1.16	$ 3.82	$ 124.08
15e	Commercial/Multi-family Co-collected Food Scraps and Yard Trimmings	Temporary Bin	10-yard Roll-off	Weekly (i.e. Monday collection, with the collection again on the following Monday - cost per collection)	$ 106.72	$ 18.83	$ 125.55	$ 255.00	$ 45.00	$ 13.95	$ 439.50	$ 37.83	$ 7.88	$ 33.10	$ 518.31	$ 25.80	$ 4.53	$ 14.93	$ 484.76
15e	Commercial/Multi-family Co-collected Food Scraps and Yard Trimmings	Temporary Bin	10-yard Roll-off	Weekend (i.e. collection on Saturday or Sunday - cost per collection)	$ 106.72	$ 18.83	$ 125.55	$ 255.00	$ 45.00	$ 13.95	$ 439.50	$ 37.83	$ 7.88	$ 33.10	$ 518.31	$ 25.80	$ 4.53	$ 14.93	$ 484.76
15e	Commercial/Multi-family Co-collected Food Scraps and Yard Trimmings	Temporary Bin	10-yard Roll-off	Same day (same day collection service - cost per collection)	$ 106.72	$ 18.83	$ 125.55	$ 255.00	$ 45.00	$ 13.95	$ 439.50	$ 37.83	$ 7.88	$ 33.10	$ 518.31	$ 25.80	$ 4.53	$ 14.93	$ 484.76
15f	Commercial/Multi-family Co-collected Food Scraps and Yard Trimmings	Temporary Bin	20-yard Roll-off	Weekly (i.e. Monday collection, with the collection again on the following Monday - cost per collection)	$ 106.72	$ 18.83	$ 125.55	$ 191.25	$ 33.75	$ 13.95	$ 364.50	$ 31.38	$ 6.54	$ 27.45	$ 429.86	$ 21.39	$ 3.75	$ 12.39	$ 402.03
15f	Commercial/Multi-family Co-collected Food Scraps and Yard Trimmings	Temporary Bin	20-yard Roll-off	Weekend (i.e. collection on Saturday or Sunday - cost per collection)	$ 106.72	$ 18.83	$ 125.55	$ 191.25	$ 33.75	$ 13.95	$ 364.50	$ 31.38	$ 6.54	$ 27.45	$ 429.86	$ 21.39	$ 3.75	$ 12.39	$ 402.03
15f	Commercial/Multi-family Co-collected Food Scraps and Yard Trimmings	Temporary Bin	20-yard Roll-off	Same day (same day collection service - cost per collection)	$ 106.72	$ 18.83	$ 125.55	$ 191.25	$ 33.75	$ 13.95	$ 364.50	$ 31.38	$ 6.54	$ 27.45	$ 429.86	$ 21.39	$ 3.75	$ 12.39	$ 402.03
15g	Commercial/Multi-family Co-collected Food Scraps and Yard Trimmings	Temporary Bin	25-yard Roll-off	Weekly (i.e. Monday collection, with the collection again on the following Monday - cost per collection)	$ 106.72	$ 18.83	$ 125.55	$ 191.25	$ 33.75	$ 13.95	$ 364.50	$ 31.38	$ 6.54	$ 27.45	$ 429.86	$ 21.39	$ 3.75	$ 12.39	$ 402.03
15g	Commercial/Multi-family Co-collected Food Scraps and Yard Trimmings	Temporary Bin	25-yard Roll-off	Weekend (i.e. collection on Saturday or Sunday - cost per collection)	$ 106.72	$ 18.83	$ 125.55	$ 191.25	$ 33.75	$ 13.95	$ 364.50	$ 31.38	$ 6.54	$ 27.45	$ 429.86	$ 21.39	$ 3.75	$ 12.39	$ 402.03
15g	Commercial/Multi-family Co-collected Food Scraps and Yard Trimmings	Temporary Bin	25-yard Roll-off	Same day (same day collection service - cost per collection)	$ 106.72	$ 18.83	$ 125.55	$ 191.25	$ 33.75	$ 13.95	$ 364.50	$ 31.38	$ 6.54	$ 27.45	$ 429.86	$ 21.39	$ 3.75	$ 12.39	$ 402.03
15h	Commercial/Multi-family Co-collected Food Scraps and Yard Trimmings	Temporary Bin	30-yard Roll-off	Weekly (i.e. Monday collection, with the collection again on the following Monday - cost per collection)	$ 106.72	$ 18.83	$ 125.55	$ 191.25	$ 33.75	$ 13.95	$ 364.50	$ 31.38	$ 6.54	$ 27.45	$ 429.86	$ 21.39	$ 3.75	$ 12.39	$ 402.03
15h	Commercial/Multi-family Co-collected Food Scraps and Yard Trimmings	Temporary Bin	30-yard Roll-off	Weekend (i.e. collection on Saturday or Sunday - cost per collection)	$ 106.72	$ 18.83	$ 125.55	$ 191.25	$ 33.75	$ 13.95	$ 364.50	$ 31.38	$ 6.54	$ 27.45	$ 429.86	$ 21.39	$ 3.75	$ 12.39	$ 402.03
15h	Commercial/Multi-family Co-collected Food Scraps and Yard Trimmings	Temporary Bin	30-yard Roll-off	Same day (same day collection service - cost per collection)	$ 106.72	$ 18.83	$ 125.55	$ 191.25	$ 33.75	$ 13.95	$ 364.50	$ 31.38	$ 6.54	$ 27.45	$ 429.86	$ 21.39	$ 3.75	$ 12.39	$ 402.03
15i	Commercial/Multi-family Co-collected Food Scraps and Yard Trimmings	Temporary Bin	40-yard Roll-off	Weekly (i.e. Monday collection, with the collection again on the following Monday - cost per collection)	$ 106.72	$ 18.83	$ 125.55	$ 159.38	$ 28.13	$ 13.95	$ 327.00	$ 28.15	$ 5.86	$ 24.63	$ 385.64	$ 19.19	$ 3.37	$ 11.11	$ 360.67
15i	Commercial/Multi-family Co-collected Food Scraps and Yard Trimmings	Temporary Bin	40-yard Roll-off	Weekend (i.e. collection on Saturday or Sunday - cost per collection)	$ 106.72	$ 18.83	$ 125.55	$ 159.38	$ 28.13	$ 13.95	$ 327.00	$ 28.15	$ 5.86	$ 24.63	$ 385.64	$ 19.19	$ 3.37	$ 11.11	$ 360.67
15i	Commercial/Multi-family Co-collected Food Scraps and Yard Trimmings	Temporary Bin	40-yard Roll-off	Same day (same day collection service - cost per collection)	$ 106.72	$ 18.83	$ 125.55	$ 159.38	$ 28.13	$ 13.95	$ 327.00	$ 28.15	$ 5.86	$ 24.63	$ 385.64	$ 19.19	$ 3.37	$ 11.11	$ 360.67

16. Temporary Bin and Roll-Off Box Service - Including 2, 3, 4, and 6 yard Bin Service - Mixed C&D Processing

#	Sector/Stream	Description	Size	Frequency of Collection	Collection Component (85% Labor and 15% Fuel) Labor	Fuel	Collection	Processing Component Mixed C&D	Disposal Component	Non-escalating Capital Component	Total Base Rate	Laguna Hills Regulatory Compliance Cost	Laguna Hills Procurement Cost	Laguna Hills Pavement Impact Cost Component	Total Laguna Hills Rate	Lake Forest Regulatory Compliance Cost	Lake Forest Procurement Cost	Lake Forest Pavement Impact Cost Component	Total Lake Forest Rate

#	Sector/Stream	Description	Size	Frequency of Collection	Collection Component (85% Labor and 15% Fuel)			Processing Component	Disposal Component	Non-escalating Capital Component	Total Base Rate	Laguna Hills Regulatory Compliance Cost	Laguna Hills Procurement Cost	Laguna Hills Pavement Impact Cost Component	Total Laguna Hills Rate	Lake Forest Regulatory Compliance Cost	Lake Forest Procurement Cost	Lake Forest Pavement Impact Cost Component	Total Lake Forest Rate
					Labor	Fuel	Collection	Clean MRF											
16a	Mixed C&D	Temporary Bin	2-yard Bin	Same day (same day collection service - cost per collection)	$ 110.16	$ 19.44	$ 129.60	$ 54.00	$ 6.00	$ 17.10	$ 206.70	$ 17.79	$ 3.71	$ 15.57	$ 243.77	$ 12.13	$ 2.13	$ 7.02	$ 227.98
16a	Mixed C&D	Temporary Bin	2-yard Bin	Weekly (i.e. Monday collection, with the collection again on the following Monday - cost per collection)	$ 110.16	$ 19.44	$ 129.60	$ 54.00	$ 6.00	$ 17.10	$ 206.70	$ 17.79	$ 3.71	$ 15.57	$ 243.77	$ 12.13	$ 2.13	$ 7.02	$ 227.98
16a	Mixed C&D	Temporary Bin	2-yard Bin	Weekend (i.e. collection on Saturday or Sunday - cost per collection)	$ 110.16	$ 19.44	$ 129.60	$ 54.00	$ 6.00	$ 17.10	$ 206.70	$ 17.79	$ 3.71	$ 15.57	$ 243.77	$ 12.13	$ 2.13	$ 7.02	$ 227.98
16b	Mixed C&D	Temporary Bin	3-yard Bin	Same day (same day collection service - cost per collection)	$ 110.16	$ 19.44	$ 129.60	$ 81.00	$ 9.00	$ 14.40	$ 234.00	$ 20.14	$ 4.20	$ 17.62	$ 275.96	$ 13.73	$ 2.41	$ 7.95	$ 258.10
16b	Mixed C&D	Temporary Bin	3-yard Bin	Weekly (i.e. Monday collection, with the collection again on the following Monday - cost per collection)	$ 110.16	$ 19.44	$ 129.60	$ 81.00	$ 9.00	$ 14.40	$ 234.00	$ 20.14	$ 4.20	$ 17.62	$ 275.96	$ 13.73	$ 2.41	$ 7.95	$ 258.10
16b	Mixed C&D	Temporary Bin	3-yard Bin	Weekend (i.e. collection on Saturday or Sunday - cost per collection)	$ 110.16	$ 19.44	$ 129.60	$ 81.00	$ 9.00	$ 14.40	$ 234.00	$ 20.14	$ 4.20	$ 17.62	$ 275.96	$ 13.73	$ 2.41	$ 7.95	$ 258.10
16c	Mixed C&D	Temporary Bin	4-yard Bin	Same day (same day collection service - cost per collection)	$ 110.16	$ 19.44	$ 129.60	$ 108.00	$ 12.00	$ 11.70	$ 261.30	$ 22.49	$ 4.69	$ 19.68	$ 308.16	$ 15.34	$ 2.69	$ 8.88	$ 288.21
16c	Mixed C&D	Temporary Bin	4-yard Bin	Weekly (i.e. Monday collection, with the collection again on the following Monday - cost per collection)	$ 110.16	$ 19.44	$ 129.60	$ 108.00	$ 12.00	$ 11.70	$ 261.30	$ 22.49	$ 4.69	$ 19.68	$ 308.16	$ 15.34	$ 2.69	$ 8.88	$ 288.21
16c	Mixed C&D	Temporary Bin	4-yard Bin	Weekend (i.e. collection on Saturday or Sunday - cost per collection)	$ 110.16	$ 19.44	$ 129.60	$ 108.00	$ 12.00	$ 11.70	$ 261.30	$ 22.49	$ 4.69	$ 19.68	$ 308.16	$ 15.34	$ 2.69	$ 8.88	$ 288.21
16d	Mixed C&D	Temporary Bin	6-yard Bin	Same day (same day collection service - cost per collection)	$ 110.16	$ 19.44	$ 129.60	$ 162.00	$ 18.00	$ 6.30	$ 315.90	$ 27.19	$ 5.66	$ 23.79	$ 372.55	$ 18.54	$ 3.25	$ 10.73	$ 348.43
16d	Mixed C&D	Temporary Bin	6-yard Bin	Weekly (i.e. Monday collection, with the collection again on the following Monday - cost per collection)	$ 110.16	$ 19.44	$ 129.60	$ 162.00	$ 18.00	$ 6.30	$ 315.90	$ 27.19	$ 5.66	$ 23.79	$ 372.55	$ 18.54	$ 3.25	$ 10.73	$ 348.43
16d	Mixed C&D	Temporary Bin	6-yard Bin	Weekend (i.e. collection on Saturday or Sunday - cost per collection)	$ 110.16	$ 19.44	$ 129.60	$ 162.00	$ 18.00	$ 6.30	$ 315.90	$ 27.19	$ 5.66	$ 23.79	$ 372.55	$ 18.54	$ 3.25	$ 10.73	$ 348.43
16e	Mixed C&D	Temporary Bin	10-yard Roll-off	Weekly (i.e. Monday collection, with the collection again on the following Monday - cost per collection)	$ 213.44	$ 37.67	$ 251.10	$ 540.00	$ 60.00	$ 27.90	$ 879.00	$ 75.66	$ 15.76	$ 66.20	$ 1,036.63	$ 51.59	$ 9.05	$ 29.87	$ 969.51
16e	Mixed C&D	Temporary Bin	10-yard Roll-off	Weekend (i.e. collection on Saturday or Sunday - cost per collection)	$ 213.44	$ 37.67	$ 251.10	$ 540.00	$ 60.00	$ 27.90	$ 879.00	$ 75.66	$ 15.76	$ 66.20	$ 1,036.63	$ 51.59	$ 9.05	$ 29.87	$ 969.51
16e	Mixed C&D	Temporary Bin	10-yard Roll-off	Same day (same day collection service - cost per collection)	$ 213.44	$ 37.67	$ 251.10	$ 540.00	$ 60.00	$ 27.90	$ 879.00	$ 75.66	$ 15.76	$ 66.20	$ 1,036.63	$ 51.59	$ 9.05	$ 29.87	$ 969.51
16f	Mixed C&D	Temporary Bin	20-yard Roll-off	Weekly (i.e. Monday collection, with the collection again on the following Monday - cost per collection)	$ 213.44	$ 37.67	$ 251.10	$ 540.00	$ 60.00	$ 27.90	$ 879.00	$ 75.66	$ 15.76	$ 66.20	$ 1,036.63	$ 51.59	$ 9.05	$ 29.87	$ 969.51
16f	Mixed C&D	Temporary Bin	20-yard Roll-off	Weekend (i.e. collection on Saturday or Sunday - cost per collection)	$ 213.44	$ 37.67	$ 251.10	$ 540.00	$ 60.00	$ 27.90	$ 879.00	$ 75.66	$ 15.76	$ 66.20	$ 1,036.63	$ 51.59	$ 9.05	$ 29.87	$ 969.51
16f	Mixed C&D	Temporary Bin	20-yard Roll-off	Same day (same day collection service - cost per collection)	$ 213.44	$ 37.67	$ 251.10	$ 540.00	$ 60.00	$ 27.90	$ 879.00	$ 75.66	$ 15.76	$ 66.20	$ 1,036.63	$ 51.59	$ 9.05	$ 29.87	$ 969.51
16g	Mixed C&D	Temporary Bin	25-yard Roll-off	Weekly (i.e. Monday collection, with the collection again on the following Monday - cost per collection)	$ 213.44	$ 37.67	$ 251.10	$ 540.00	$ 60.00	$ 27.90	$ 879.00	$ 75.66	$ 15.76	$ 66.20	$ 1,036.63	$ 51.59	$ 9.05	$ 29.87	$ 969.51
16g	Mixed C&D	Temporary Bin	25-yard Roll-off	Weekend (i.e. collection on Saturday or Sunday - cost per collection)	$ 213.44	$ 37.67	$ 251.10	$ 540.00	$ 60.00	$ 27.90	$ 879.00	$ 75.66	$ 15.76	$ 66.20	$ 1,036.63	$ 51.59	$ 9.05	$ 29.87	$ 969.51
16g	Mixed C&D	Temporary Bin	25-yard Roll-off	Same day (same day collection service - cost per collection)	$ 213.44	$ 37.67	$ 251.10	$ 540.00	$ 60.00	$ 27.90	$ 879.00	$ 75.66	$ 15.76	$ 66.20	$ 1,036.63	$ 51.59	$ 9.05	$ 29.87	$ 969.51
16h	Mixed C&D	Temporary Bin	30-yard Roll-off	Weekly (i.e. Monday collection, with the collection again on the following Monday - cost per collection)	$ 213.44	$ 37.67	$ 251.10	$ 540.00	$ 60.00	$ 27.90	$ 879.00	$ 75.66	$ 15.76	$ 66.20	$ 1,036.63	$ 51.59	$ 9.05	$ 29.87	$ 969.51
16h	Mixed C&D	Temporary Bin	30-yard Roll-off	Weekend (i.e. collection on Saturday or Sunday - cost per collection)	$ 213.44	$ 37.67	$ 251.10	$ 540.00	$ 60.00	$ 27.90	$ 879.00	$ 75.66	$ 15.76	$ 66.20	$ 1,036.63	$ 51.59	$ 9.05	$ 29.87	$ 969.51
16h	Mixed C&D	Temporary Bin	30-yard Roll-off	Same day (same day collection service - cost per collection)	$ 213.44	$ 37.67	$ 251.10	$ 540.00	$ 60.00	$ 27.90	$ 879.00	$ 75.66	$ 15.76	$ 66.20	$ 1,036.63	$ 51.59	$ 9.05	$ 29.87	$ 969.51
16i	Mixed C&D	Temporary Bin	40-yard Roll-off	Weekly (i.e. Monday collection, with the collection again on the following Monday - cost per collection)	$ 213.44	$ 37.67	$ 251.10	$ 540.00	$ 60.00	$ 27.90	$ 879.00	$ 75.66	$ 15.76	$ 66.20	$ 1,036.63	$ 51.59	$ 9.05	$ 29.87	$ 969.51
16i	Mixed C&D	Temporary Bin	40-yard Roll-off	Weekend (i.e. collection on Saturday or Sunday - cost per collection)	$ 213.44	$ 37.67	$ 251.10	$ 540.00	$ 60.00	$ 27.90	$ 879.00	$ 75.66	$ 15.76	$ 66.20	$ 1,036.63	$ 51.59	$ 9.05	$ 29.87	$ 969.51
16i	Mixed C&D	Temporary Bin	40-yard Roll-off	Same day (same day collection service - cost per collection)	$ 213.44	$ 37.67	$ 251.10	$ 540.00	$ 60.00	$ 27.90	$ 879.00	$ 75.66	$ 15.76	$ 66.20	$ 1,036.63	$ 51.59	$ 9.05	$ 29.87	$ 969.51

17. Temporary Bin & Roll Off Box Service - Including 2, 3, 4, and 6 yard Bin Service - Direct to Landfill Service

#	Sector/Stream	Description	Size	Frequency of Collection	Collection Component (85% Labor and 15% Fuel)			Disposal Component	Non-escalating Capital Component	Total Base Rate	Laguna Hills Regulatory Compliance Cost	Laguna Hills Procurement Cost	Laguna Hills Pavement Impact Cost Component	Total Laguna Hills Rate	Lake Forest Regulatory Compliance Cost	Lake Forest Procurement Cost	Lake Forest Pavement Impact Cost Component	Total Lake Forest Rate
					Labor	Fuel	Collection											
17a	MSW	Temporary Bin	2-yard Bin	Same day (same day collection service - cost per collection)	$ 136.81	$ 24.14	$ 160.95	$ 19.50	$ 14.55	$ 195.00	$ 16.79	$ 3.50	$ 14.69	$ 229.97	$ 11.45	$ 2.01	$ 6.63	$ 215.08
17a	MSW	Temporary Bin	2-yard Bin	Weekly (i.e. Monday collection, with the collection again on the following Monday - cost per collection)	$ 136.81	$ 24.14	$ 160.95	$ 19.50	$ 14.55	$ 195.00	$ 16.79	$ 3.50	$ 14.69	$ 229.97	$ 11.45	$ 2.01	$ 6.63	$ 215.08
17a	MSW	Temporary Bin	2-yard Bin	Weekend (i.e. collection on Saturday or Sunday - cost per collection)	$ 136.81	$ 24.14	$ 160.95	$ 19.50	$ 14.55	$ 195.00	$ 16.79	$ 3.50	$ 14.69	$ 229.97	$ 11.45	$ 2.01	$ 6.63	$ 215.08
17b	MSW	Temporary Bin	3-yard Bin	Same day (same day collection service - cost per collection)	$ 136.81	$ 24.14	$ 160.95	$ 19.50	$ 14.55	$ 195.00	$ 16.79	$ 3.50	$ 14.69	$ 229.97	$ 11.45	$ 2.01	$ 6.63	$ 215.08
17b	MSW	Temporary Bin	3-yard Bin	Weekly (i.e. Monday collection, with the collection again on the following Monday - cost per collection)	$ 136.81	$ 24.14	$ 160.95	$ 19.50	$ 14.55	$ 195.00	$ 16.79	$ 3.50	$ 14.69	$ 229.97	$ 11.45	$ 2.01	$ 6.63	$ 215.08
17b	MSW	Temporary Bin	3-yard Bin	Weekend (i.e. collection on Saturday or Sunday - cost per collection)	$ 136.81	$ 24.14	$ 160.95	$ 19.50	$ 14.55	$ 195.00	$ 16.79	$ 3.50	$ 14.69	$ 229.97	$ 11.45	$ 2.01	$ 6.63	$ 215.08
17c	MSW	Temporary Bin	4-yard Bin	Same day (same day collection service - cost per collection)	$ 140.34	$ 24.77	$ 165.10	$ 26.00	$ 13.90	$ 205.00	$ 17.65	$ 3.68	$ 15.44	$ 241.76	$ 12.03	$ 2.11	$ 6.97	$ 226.11
17c	MSW	Temporary Bin	4-yard Bin	Weekly (i.e. Monday collection, with the collection again on the following Monday - cost per collection)	$ 140.34	$ 24.77	$ 165.10	$ 26.00	$ 13.90	$ 205.00	$ 17.65	$ 3.68	$ 15.44	$ 241.76	$ 12.03	$ 2.11	$ 6.97	$ 226.11

#	Sector/Stream	Description	Size	Frequency of Collection	Collection Component (85% Labor and 15% Fuel)			Processing Component	Disposal Component	Non-escalating Capital Component	Total Base Rate	Laguna Hills Regulatory Compliance Cost	Laguna Hills Procurement Cost	Laguna Hills Pavement Impact Cost Component	Total Laguna Hills Rate	Lake Forest Regulatory Compliance Cost	Lake Forest Procurement Cost	Lake Forest Pavement Impact Cost Component	Total Lake Forest Rate
					Labor	Fuel	Collection	Clean MRF											
17c	MSW	Temporary Bin	4-yard Bin	Weekend (i.e. collection on Saturday or Sunday - cost per collection)	$ 140.34	$ 24.77	$ 165.10	$ 26.00		$ 13.90	$ 205.00	$ 17.65	$ 3.68	$ 15.44	$ 241.76	$ 12.03	$ 2.11	$ 6.97	$ 226.11
17d	MSW	Temporary Bin	6-yard Bin	Same day (same day collection service - cost per collection)	$ 147.39	$ 26.01	$ 173.40	$ 39.00		$ 12.60	$ 225.00	$ 19.37	$ 4.03	$ 16.95	$ 265.35	$ 13.21	$ 2.32	$ 7.65	$ 248.17
17d	MSW	Temporary Bin	6-yard Bin	Weekly (i.e. Monday collection, with the collection again on the following Monday - cost per collection)	$ 147.39	$ 26.01	$ 173.40	$ 39.00		$ 12.60	$ 225.00	$ 19.37	$ 4.03	$ 16.95	$ 265.35	$ 13.21	$ 2.32	$ 7.65	$ 248.17
17d	MSW	Temporary Bin	6-yard Bin	Weekend (i.e. collection on Saturday or Sunday - cost per collection)	$ 147.39	$ 26.01	$ 173.40	$ 39.00		$ 12.60	$ 225.00	$ 19.37	$ 4.03	$ 16.95	$ 265.35	$ 13.21	$ 2.32	$ 7.65	$ 248.17
17e	MSW	Temporary Bin	10-yard Roll-off	Weekly (i.e. Monday collection, with the collection again on the following Monday - cost per collection)	$ 213.44	$ 37.67	$ 251.10	$ 600.00		$ 27.90	$ 879.00	$ 75.66	$ 15.76	$ 66.20	$ 1,036.63	$ 51.59	$ 9.05	$ 29.87	$ 969.51
17e	MSW	Temporary Bin	10-yard Roll-off	Weekend (i.e. collection on Saturday or Sunday - cost per collection)	$ 213.44	$ 37.67	$ 251.10	$ 600.00		$ 27.90	$ 879.00	$ 75.66	$ 15.76	$ 66.20	$ 1,036.63	$ 51.59	$ 9.05	$ 29.87	$ 969.51
17e	MSW	Temporary Bin	10-yard Roll-off	Same day (same day collection service - cost per collection)	$ 213.44	$ 37.67	$ 251.10	$ 600.00		$ 27.90	$ 879.00	$ 75.66	$ 15.76	$ 66.20	$ 1,036.63	$ 51.59	$ 9.05	$ 29.87	$ 969.51
17f	MSW	Temporary Bin	20-yard Roll-off	Weekly (i.e. Monday collection, with the collection again on the following Monday - cost per collection)	$ 213.44	$ 37.67	$ 251.10	$ 450.00		$ 27.90	$ 729.00	$ 62.75	$ 13.07	$ 54.91	$ 859.73	$ 42.79	$ 7.51	$ 24.77	$ 804.07
17f	MSW	Temporary Bin	20-yard Roll-off	Weekend (i.e. collection on Saturday or Sunday - cost per collection)	$ 213.44	$ 37.67	$ 251.10	$ 450.00		$ 27.90	$ 729.00	$ 62.75	$ 13.07	$ 54.91	$ 859.73	$ 42.79	$ 7.51	$ 24.77	$ 804.07
17f	MSW	Temporary Bin	20-yard Roll-off	Same day (same day collection service - cost per collection)	$ 213.44	$ 37.67	$ 251.10	$ 450.00		$ 27.90	$ 729.00	$ 62.75	$ 13.07	$ 54.91	$ 859.73	$ 42.79	$ 7.51	$ 24.77	$ 804.07
17g	MSW	Temporary Bin	25-yard Roll-off	Weekly (i.e. Monday collection, with the collection again on the following Monday - cost per collection)	$ 213.44	$ 37.67	$ 251.10	$ 450.00		$ 27.90	$ 729.00	$ 62.75	$ 13.07	$ 54.91	$ 859.73	$ 42.79	$ 7.51	$ 24.77	$ 804.07
17g	MSW	Temporary Bin	25-yard Roll-off	Weekend (i.e. collection on Saturday or Sunday - cost per collection)	$ 213.44	$ 37.67	$ 251.10	$ 450.00		$ 27.90	$ 729.00	$ 62.75	$ 13.07	$ 54.91	$ 859.73	$ 42.79	$ 7.51	$ 24.77	$ 804.07
17g	MSW	Temporary Bin	25-yard Roll-off	Same day (same day collection service - cost per collection)	$ 213.44	$ 37.67	$ 251.10	$ 450.00		$ 27.90	$ 729.00	$ 62.75	$ 13.07	$ 54.91	$ 859.73	$ 42.79	$ 7.51	$ 24.77	$ 804.07
17h	MSW	Temporary Bin	30-yard Roll-off	Weekly (i.e. Monday collection, with the collection again on the following Monday - cost per collection)	$ 213.44	$ 37.67	$ 251.10	$ 450.00		$ 27.90	$ 729.00	$ 62.75	$ 13.07	$ 54.91	$ 859.73	$ 42.79	$ 7.51	$ 24.77	$ 804.07
17h	MSW	Temporary Bin	30-yard Roll-off	Weekend (i.e. collection on Saturday or Sunday - cost per collection)	$ 213.44	$ 37.67	$ 251.10	$ 450.00		$ 27.90	$ 729.00	$ 62.75	$ 13.07	$ 54.91	$ 859.73	$ 42.79	$ 7.51	$ 24.77	$ 804.07
17h	MSW	Temporary Bin	30-yard Roll-off	Same day (same day collection service - cost per collection)	$ 213.44	$ 37.67	$ 251.10	$ 450.00		$ 27.90	$ 729.00	$ 62.75	$ 13.07	$ 54.91	$ 859.73	$ 42.79	$ 7.51	$ 24.77	$ 804.07
17i	MSW	Temporary Bin	40-yard Roll-off	Weekly (i.e. Monday collection, with the collection again on the following Monday - cost per collection)	$ 213.44	$ 37.67	$ 251.10	$ 375.00		$ 27.90	$ 654.00	$ 56.29	$ 11.73	$ 49.26	$ 771.28	$ 38.39	$ 6.73	$ 22.22	$ 721.34
17i	MSW	Temporary Bin	40-yard Roll-off	Weekend (i.e. collection on Saturday or Sunday - cost per collection)	$ 213.44	$ 37.67	$ 251.10	$ 375.00		$ 27.90	$ 654.00	$ 56.29	$ 11.73	$ 49.26	$ 771.28	$ 38.39	$ 6.73	$ 22.22	$ 721.34
17i	MSW	Temporary Bin	40-yard Roll-off	Same day (same day collection service - cost per collection)	$ 213.44	$ 37.67	$ 251.10	$ 375.00		$ 27.90	$ 654.00	$ 56.29	$ 11.73	$ 49.26	$ 771.28	$ 38.39	$ 6.73	$ 22.22	$ 721.34

Attachment D.1 - Maximum Rates to be Charged Assuming Cross-Jurisdictional Efficiencies between Lake Forest and Laguna Hills

Fill in the rates proposed as the maximum rates to customers below for each level of service assuming cross-jurisdictional routing efficiencies between the two cities (Laguna Hills and Lake Forest) and assuming that all Commercial and Multi-family Divertible Materials (i.e. Single-stream Recyclables, Food Scraps and Yard Trimmings) will be provided at a collection rate that is half the cost of equivalent MSW service. MSW rates may include any costs that are not recovered by offering Divertible Materials collection programs at the 50% reduced rate as requested by the City. Rates must be broken down to show the collection cost, disposal cost and capital costs (the capital component will not be escalated). The procedure for adjusting costs throughout the term of the contract appears in **Article 14** of the Agreement. A sample calculation is shown in **Attachment J**. The disposal portion will only be adjusted as that cost actually changes. Disposal costs are a pass through cost and cannot include any mark up, overhead or administrative costs. As the amount of material being collected and handled is increasingly shifting into diversion, providing diversion services at no charge is no longer feasible and therefore is not permitted in this form. Best practices have identified that a Divertible materials collection rate that is 50% of the MSW rate obtains optimal generator participation. As noted in Section 6. MSW Rate Sheet commercial MSW rates may include any costs that are not recovered by offering Divertible Materials collection programs at 50% the rate for MSW. The rate proposed for collection of commercial, multi-family, temporary bin, temporary roll off, permanent roll off and compactor customers for divertible materials must be 50% lower than the rate proposed for collection of MSW materials.

Rates must be submitted in 2025 dollars.

Indicate the selected processing technology for source-seperated food scraps collected at special events using the drop down:	Composting

<= the selected processing methodology will be shown in the Processing Component cell for the corresponding rate item in **Section 20** below. Proposers will provide further details re: their proposed processing facility for this service line in the corresponding proposal form.

This form will become part of Attachment D.1 to the final Agreement.

18. Special Event Service - Direct to Landfill MSW Service

#	Sector/Stream	Description	Size	Frequency of Collection	Collection Component (85% Labor and 15% Fuel)			Disposal Component		Non-escalating Capital Component	Total Base Rate	Laguna Hills Regulatory Compliance Cost Component	Laguna Hills Procurement Cost Component	Laguna Hills Pavement Impact Cost Component	Total Laguna Hills Rate	Lake Forest Regulatory Compliance Cost	Lake Forest Procurement Cost	Lake Forest Pavement Impact Cost Component	Total Lake Forest Rate
					Labor	Fuel	Collection												
18a	Special Event Service	MSW Hauled to Directly to the Landfill	35-gallon Cart	Per container	$ 41.45	$ 7.31	$ 48.76	$ 3.69		$ 5.83	$ 58.28	$ 5.02	$ 1.05	$ 4.39	$ 68.73	$ 3.42	$ 0.60	$ 1.98	$ 64.28
18b	Special Event Service	MSW Hauled to Directly to the Landfill	65-gallon Cart	Per container	$ 41.45	$ 7.31	$ 48.76	$ 6.86		$ 6.18	$ 61.80	$ 5.32	$ 1.11	$ 4.65	$ 72.88	$ 3.63	$ 0.64	$ 2.10	$ 68.16
18c	Special Event Service	MSW Hauled to Directly to the Landfill	95-gallon Cart	Per container	$ 41.45	$ 7.31	$ 48.76	$ 10.02		$ 6.53	$ 65.32	$ 5.62	$ 1.17	$ 4.92	$ 77.03	$ 3.83	$ 0.67	$ 2.22	$ 72.04
18d	Special Event Service	MSW Hauled to Directly to the Landfill	1 Cubic Yard Bin (standalone or half of 2-yard split bin)	Per container	$ 33.16	$ 5.85	$ 39.01	$ 21.32		$ 6.70	$ 67.03	$ 5.77	$ 1.20	$ 5.05	$ 79.05	$ 3.93	$ 0.69	$ 2.28	$ 73.93
18e	Special Event Service	MSW Hauled to Directly to the Landfill	1.5 Cubic Yard Bin (standalone or half of 3-yard split bin)	Per container	$ 33.16	$ 5.85	$ 39.01	$ 31.97		$ 7.89	$ 78.87	$ 6.79	$ 1.41	$ 5.94	$ 93.01	$ 4.63	$ 0.81	$ 2.68	$ 86.99
18f	Special Event Service	MSW Hauled to Directly to the Landfill	2 Cubic Yard Bin (standalone or half of 4-yard split bin)	Per container	$ 33.16	$ 5.85	$ 39.01	$ 42.63		$ 9.07	$ 90.71	$ 7.81	$ 1.63	$ 6.83	$ 106.98	$ 5.32	$ 0.93	$ 3.08	$ 100.05
18g	Special Event Service	MSW Hauled to Directly to the Landfill	3 Cubic Yard Bin (standalone or half of 6-yard split bin)	Per container	$ 42.63	$ 7.52	$ 50.15	$ 63.95		$ 12.68	$ 126.78	$ 10.91	$ 2.27	$ 9.55	$ 149.51	$ 7.44	$ 1.31	$ 4.31	$ 139.83
18h	Special Event Service	MSW Hauled to Directly to the Landfill	4 Cubic Yard Bin	Per container	$ 56.84	$ 10.03	$ 66.87	$ 85.26		$ 16.90	$ 169.04	$ 14.55	$ 3.03	$ 12.73	$ 199.35	$ 9.92	$ 1.74	$ 5.74	$ 186.44
18i	Special Event Service	MSW Hauled to Directly to the Landfill	6 Cubic Yard Bin	Per container	$ 85.26	$ 15.05	$ 100.31	$ 127.89		$ 25.36	$ 253.56	$ 21.83	$ 4.55	$ 19.10	$ 299.02	$ 14.88	$ 2.61	$ 8.62	$ 279.66
18j	Special Event Service	MSW Hauled to Directly to the Landfill	10-yard Roll-off	Per container	$ 213.44	$ 37.67	$ 251.10	$ 600.00	$ -	$ 27.90	$ 879.00	$ 75.66	$ 15.76	$ 66.20	$ 1,036.63	$ 51.59	$ 9.05	$ 29.87	$ 969.51
18k	Special Event Service	MSW Hauled to Directly to the Landfill	20-yard Roll-off	Per container	$ 213.44	$ 37.67	$ 251.10	$ 450.00	$ -	$ 27.90	$ 729.00	$ 62.75	$ 13.07	$ 54.91	$ 859.73	$ 42.79	$ 7.51	$ 24.77	$ 804.07
18l	Special Event Service	MSW Hauled to Directly to the Landfill	25-yard Roll-off	Per container	$ 213.44	$ 37.67	$ 251.10	$ 450.00	$ -	$ 27.90	$ 729.00	$ 62.75	$ 13.07	$ 54.91	$ 859.73	$ 42.79	$ 7.51	$ 24.77	$ 804.07
18m	Special Event Service	MSW Hauled to Directly to the Landfill	30-yard Roll-off	Per container	$ 213.44	$ 37.67	$ 251.10	$ 450.00	$ -	$ 27.90	$ 729.00	$ 62.75	$ 13.07	$ 54.91	$ 859.73	$ 42.79	$ 7.51	$ 24.77	$ 804.07
18n	Special Event Service	MSW Hauled to Directly to the Landfill	40-yard Roll-off	Per container	$ 213.44	$ 37.67	$ 251.10	$ 375.00	$ -	$ 27.90	$ 654.00	$ 56.29	$ 11.73	$ 49.26	$ 771.28	$ 38.39	$ 6.73	$ 22.22	$ 721.34
18o	Special Event Service	MSW Hauled to Directly to the Landfill	20-yard Compactor	Per container	$ 277.47	$ 48.96	$ 326.43	$ 780.00		$ 36.27	$ 1,142.70	$ 98.36	$ 20.49	$ 86.07	$ 1,347.62	$ 67.07	$ 11.77	$ 38.83	$ 1,260.37
18p	Special Event Service	MSW Hauled to Directly to the Landfill	25-yard Compactor	Per container	$ 277.47	$ 48.96	$ 326.43	$ 585.00		$ 36.27	$ 947.70	$ 81.58	$ 16.99	$ 71.38	$ 1,117.65	$ 55.63	$ 9.76	$ 32.20	$ 1,045.29
18q	Special Event Service	MSW Hauled to Directly to the Landfill	30-yard Compactor	Per container	$ 277.47	$ 48.96	$ 326.43	$ 585.00		$ 36.27	$ 947.70	$ 81.58	$ 16.99	$ 71.38	$ 1,117.65	$ 55.63	$ 9.76	$ 32.20	$ 1,045.29
18r	Special Event Service	MSW Hauled to Directly to the Landfill	40-yard Compactor	Per container	$ 277.47	$ 48.96	$ 326.43	$ 585.00		$ 36.27	$ 947.70	$ 81.58	$ 16.99	$ 71.38	$ 1,117.65	$ 55.63	$ 9.76	$ 32.20	$ 1,045.29

19. Special Event Service - Single-Material Recyclables and Single-Stream Recyclables

#	Sector/Stream	Description	Size	Frequency of Collection	Collection Component (85% Labor and 15% Fuel)			Processing Component	Disposal Component	Non-escalating Capital Component	Total Base Rate	Laguna Hills Regulatory Compliance Cost Component	Laguna Hills Procurement Cost Component	Laguna Hills Pavement Impact Cost Component	Total Laguna Hills Rate	Lake Forest Regulatory Compliance Cost	Lake Forest Procurement Cost	Lake Forest Pavement Impact Cost Component	Total Lake Forest Rate
					Labor	Fuel	Collection	Clean MRF											
19a	Special Event Service	Single-material and Single-stream Recyclables Service	35-gallon Cart	Per container	$ 20.72	$ 3.66	$ 24.38	$ 1.57	$ 0.28	$ 2.91	$ 29.14	$ 2.51	$ 0.52	$ 2.19	$ 34.37	$ 1.71	$ 0.30	$ 0.99	$ 32.14
19b	Special Event Service	Single-material and Single-stream Recyclables Service	65-gallon Cart	Per container	$ 20.72	$ 3.66	$ 24.38	$ 2.92	$ 0.51	$ 3.09	$ 30.90	$ 2.66	$ 0.55	$ 2.33	$ 36.44	$ 1.81	$ 0.32	$ 1.05	$ 34.08
19c	Special Event Service	Single-material and Single-stream Recyclables Service	95-gallon Cart	Per container	$ 20.72	$ 3.66	$ 24.38	$ 4.26	$ 0.75	$ 3.27	$ 32.66	$ 2.81	$ 0.59	$ 2.46	$ 38.52	$ 1.92	$ 0.34	$ 1.11	$ 36.02
19d	Special Event Service	Single-material and Single-stream Recyclables Service	1 Cubic Yard Bin (standalone or half of 2-yard split bin)	Per container	$ 16.58	$ 2.93	$ 19.50	$ 9.06	$ 1.60	$ 3.35	$ 33.51	$ 2.88	$ 0.60	$ 2.52	$ 39.52	$ 1.97	$ 0.35	$ 1.14	$ 36.96
19e	Special Event Service	Single-material and Single-stream Recyclables Service	1.5 Cubic Yard Bin (standalone or half of 3-yard split bin)	Per container	$ 16.58	$ 2.93	$ 19.50	$ 13.59	$ 2.40	$ 3.94	$ 39.43	$ 3.39	$ 0.71	$ 2.97	$ 46.51	$ 2.31	$ 0.41	$ 1.34	$ 43.49
19f	Special Event Service	Single-material and Single-stream Recyclables Service	2 Cubic Yard Bin (standalone or half of 4-yard split bin)	Per container	$ 16.58	$ 2.93	$ 19.50	$ 18.12	$ 3.20	$ 4.54	$ 45.36	$ 3.90	$ 0.81	$ 3.42	$ 53.49	$ 2.66	$ 0.47	$ 1.54	$ 50.03
19g	Special Event Service	Single-material and Single-stream Recyclables Service	3 Cubic Yard Bin (standalone or half of 6-yard split bin)	Per container	$ 21.32	$ 3.76	$ 25.08	$ 27.18	$ 4.80	$ 6.34	$ 63.39	$ 5.46	$ 1.14	$ 4.77	$ 74.76	$ 3.72	$ 0.65	$ 2.15	$ 69.92
19h	Special Event Service	Single-material and Single-stream Recyclables Service	4 Cubic Yard Bin	Per container	$ 28.42	$ 5.02	$ 33.44	$ 36.24	$ 6.39	$ 8.45	$ 84.52	$ 7.28	$ 1.52	$ 6.37	$ 99.67	$ 4.96	$ 0.87	$ 2.87	$ 93.22
19i	Special Event Service	Single-material and Single-stream Recyclables Service	6 Cubic Yard Bin	Per container	$ 42.63	$ 7.52	$ 50.15	$ 54.35	$ 9.59	$ 12.68	$ 126.78	$ 10.91	$ 2.27	$ 9.55	$ 149.51	$ 7.44	$ 1.31	$ 4.31	$ 139.83
19j	Special Event Service	Single-material and Single-stream Recyclables Service	10-yard Roll-off	Per container	$ 106.72	$ 18.83	$ 125.55	$ 255.00	$ 45.00	$ 13.95	$ 439.50	$ 37.83	$ 7.88	$ 33.10	$ 518.31	$ 25.80	$ 4.53	$ 14.93	$ 484.76
19k	Special Event Service	Single-material and Single-stream Recyclables Service	20-yard Roll-off	Per container	$ 106.72	$ 18.83	$ 125.55	$ 191.25	$ 33.75	$ 13.95	$ 364.50	$ 31.38	$ 6.54	$ 27.45	$ 429.86	$ 21.39	$ 3.75	$ 12.39	$ 402.03
19l	Special Event Service	Single-material and Single-stream Recyclables Service	25-yard Roll-off	Per container	$ 106.72	$ 18.83	$ 125.55	$ 191.25	$ 33.75	$ 13.95	$ 364.50	$ 31.38	$ 6.54	$ 27.45	$ 429.86	$ 21.39	$ 3.75	$ 12.39	$ 402.03
19m	Special Event Service	Single-material and Single-stream Recyclables Service	30-yard Roll-off	Per container	$ 106.72	$ 18.83	$ 125.55	$ 191.25	$ 33.75	$ 13.95	$ 364.50	$ 31.38	$ 6.54	$ 27.45	$ 429.86	$ 21.39	$ 3.75	$ 12.39	$ 402.03
19n	Special Event Service	Single-material and Single-stream Recyclables Service	40-yard Roll-off	Per container	$ 106.72	$ 18.83	$ 125.55	$ 159.38	$ 28.13	$ 13.95	$ 327.00	$ 28.15	$ 5.86	$ 24.63	$ 385.64	$ 19.19	$ 3.37	$ 11.11	$ 360.67
19o	Special Event Service	Single-material and Single-stream Recyclables Service	20-yard Compactor	Per container	$ 138.73	$ 24.48	$ 163.22	$ 331.50	$ 58.50	$ 18.14	$ 571.35	$ 49.18	$ 10.25	$ 43.03	$ 673.81	$ 33.54	$ 5.88	$ 19.42	$ 630.18
19p	Special Event Service	Single-material and Single-stream Recyclables Service	25-yard Compactor	Per container	$ 138.73	$ 24.48	$ 163.22	$ 248.63	$ 43.88	$ 18.14	$ 473.85	$ 40.79	$ 8.50	$ 35.69	$ 558.82	$ 27.81	$ 4.88	$ 16.10	$ 522.64
19q	Special Event Service	Single-material and Single-stream Recyclables Service	30-yard Compactor	Per container	$ 138.73	$ 24.48	$ 163.22	$ 248.63	$ 43.88	$ 18.14	$ 473.85	$ 40.79	$ 8.50	$ 35.69	$ 558.82	$ 27.81	$ 4.88	$ 16.10	$ 522.64
19r	Special Event Service	Single-material and Single-stream Recyclables Service	40-yard Compactor	Per container	$ 138.73	$ 24.48	$ 163.22	$ 248.63	$ 43.88	$ 18.14	$ 473.85	$ 40.79	$ 8.50	$ 35.69	$ 558.82	$ 27.81	$ 4.88	$ 16.10	$ 522.64

20. Special Event Service - Source-separated Food Scraps

#	Sector/Stream	Description	Size	Frequency of Collection	Collection Component (85% Labor and 15% Fuel)			Processing Component	Disposal Component	Non-escalating Capital Component	Total Base Rate	Laguna Hills Regulatory Compliance Cost Component	Laguna Hills Procurement Cost Component	Laguna Hills Pavement Impact Cost Component	Total Laguna Hills Rate	Compliance Cost Component	Procurement Cost Component	Lake Forest Pavement Impact Cost Component	Total Lake Forest Rate
					Labor	Fuel	Collection	Composting											
20a	Special Event Service	Source-separated Food Scraps	35-gallon Cart	Per container	$ 20.72	$ 3.66	$ 24.38	$ 1.57	$ 0.28	$ 2.91	$ 29.14	$ 2.51	$ 0.52	$ 2.19	$ 34.37	$ 1.71	$ 0.30	$ 0.99	$ 32.14
20b	Special Event Service	Source-separated Food Scraps	65-gallon Cart	Per container	$ 20.72	$ 3.66	$ 24.38	$ 2.92	$ 0.51	$ 3.09	$ 30.90	$ 2.66	$ 0.55	$ 2.33	$ 36.44	$ 1.81	$ 0.32	$ 1.05	$ 34.08
20c	Special Event Service	Source-separated Food Scraps	1 Cubic Yard Bin (standalone)	Per container	$ 16.58	$ 2.93	$ 19.50	$ 9.06	$ 1.60	$ 3.35	$ 33.51	$ 2.88	$ 0.60	$ 2.52	$ 39.52	$ 1.97	$ 0.35	$ 1.14	$ 36.96
20d	Special Event Service	Source-separated Food Scraps	1.5 Cubic Yard Bin (standalone)	Per container	$ 16.58	$ 2.93	$ 19.50	$ 13.59	$ 2.40	$ 3.94	$ 39.43	$ 3.39	$ 0.71	$ 2.97	$ 46.51	$ 2.31	$ 0.41	$ 1.34	$ 43.49
20e	Special Event Service	Source-separated Food Scraps	2 Cubic Yard Bin (standalone)	Per container	$ 16.58	$ 2.93	$ 19.50	$ 18.12	$ 3.20	$ 4.54	$ 45.36	$ 3.90	$ 0.81	$ 3.42	$ 53.49	$ 2.66	$ 0.47	$ 1.54	$ 50.03

21. Emergency Service

#	Sector/Stream	Description	Size	Frequency of Collection	Collection Component (85% Labor and 15% Fuel)			Disposal Component	Non-escalating Capital Component	Total Base Rate	Laguna Hills Regulatory Compliance Cost Component	Laguna Hills Procurement Cost Component	Laguna Hills Pavement Impact Cost Component	Total Laguna Hills Rate	Lake Forest Regulatory Compliance Cost	Lake Forest Procurement Cost	Lake Forest Pavement Impact Cost Component	Total Lake Forest Rate
					Labor	Fuel	Collection											
21a	Emergency Service	MSW Hauled to Directly to the Landfill	3 Cubic Yard Bin (standalone)	Per container	$ 106.58	$ 18.81	$ 125.39	$ 159.86	$ 31.69	$ 316.94	$ 27.28	$ 5.68	$ 23.87	$ 373.78	$ 18.60	$ 3.26	$ 10.77	$ 349.58

#	Sector/Stream	Description	Size	Frequency of Collection	Collection Component (85% Labor and 15% Fuel)			Disposal Component	Non-escalating Capital Component	Total Base Rate	Laguna Hills Regulatory Compliance Cost Component	Laguna Hills Procurement Cost Component	Laguna Hills Pavement Impact Cost Component	Total Laguna Hills Rate	Lake Forest Regulatory Compliance Cost	Lake Forest Procurement Cost	Lake Forest Pavement Impact Cost Component	Total Lake Forest Rate
					Labor	Fuel	Collection											
21b	Emergency Service	MSW Hauled to Directly to the Landfill	4 Cubic Yard Bin	Per container	$ 142.10	$ 25.08	$ 167.18	$ 213.15	$ 42.26	$ 422.59	$ 36.38	$ 7.58	$ 31.83	$ 498.37	$ 24.80	$ 4.35	$ 14.36	$ 466.11
21c	Emergency Service	MSW Hauled to Directly to the Landfill	6 Cubic Yard Bin	Per container	$ 213.16	$ 37.62	$ 250.77	$ 319.73	$ 63.39	$ 633.89	$ 54.56	$ 11.37	$ 47.74	$ 747.56	$ 37.21	$ 6.53	$ 21.54	$ 699.16
21d	Emergency Service	MSW Hauled to Directly to the Landfill	10-yard Roll-off	Per container	$ 426.87	$ 75.33	$ 502.20	$ 1,200.00	$ 55.80	$ 1,758.00	$ 151.32	$ 31.53	$ 132.41	$ 2,073.26	$ 103.19	$ 18.10	$ 59.74	$ 1,939.03
21e	Emergency Service	MSW Hauled to Directly to the Landfill	20-yard Roll-off	Per container	$ 426.87	$ 75.33	$ 502.20	$ 1,200.00	$ 55.80	$ 1,758.00	$ 151.32	$ 31.53	$ 132.41	$ 2,073.26	$ 103.19	$ 18.10	$ 59.74	$ 1,939.03
21f	Emergency Service	MSW Hauled to Directly to the Landfill	25-yard Roll-off	Per container	$ 426.87	$ 75.33	$ 502.20	$ 1,200.00	$ 55.80	$ 1,758.00	$ 151.32	$ 31.53	$ 132.41	$ 2,073.26	$ 103.19	$ 18.10	$ 59.74	$ 1,939.03
21g	Emergency Service	MSW Hauled to Directly to the Landfill	30-yard Roll-off	Per container	$ 426.87	$ 75.33	$ 502.20	$ 1,200.00	$ 55.80	$ 1,758.00	$ 151.32	$ 31.53	$ 132.41	$ 2,073.26	$ 103.19	$ 18.10	$ 59.74	$ 1,939.03
21h	Emergency Service	MSW Hauled to Directly to the Landfill	40-yard Roll-off	Per container	$ 426.87	$ 75.33	$ 502.20	$ 1,200.00	$ 55.80	$ 1,758.00	$ 151.32	$ 31.53	$ 132.41	$ 2,073.26	$ 103.19	$ 18.10	$ 59.74	$ 1,939.03

ATTACHMENT D

Maximum Rates To Be Charged

Fill in the rates proposed as the maximum rates to customers for each level of service. These rates will be adjusted using the methodology in Attachment J, Section 1.B titled 'Adjustment for Processing Component of Annual Rate Based on PPI'.

Rates must be submitted in 2025 dollars.

This form will become part of Attachment D.1 to the final Agreement.

22. Other Services

22a.	Residential Bulky Goods Collection Service (For additional Collections of Bulky Goods from Residential Premises in Excess of Four (4) per year)	$28.10	per pick-up
22b.	Multi-family Bulky Goods Collection Service (For additional Collections of Bulky Goods from Multi-family Premises in Excess of Four (4) per account year)	$28.10	per pick-up
22c.	Commercial Bulky Goods Collection Service (For additional Collections of Bulky Goods from Commercial Premises in Excess of Four (4) per account year)	$39.34	per pick-up
22d.	Residential HHW Collection (For additional Collections of HHW from Residential Premises in Excess of Four (4) Quarterly Pick-ups per year)	$28.10	per pick-up
22e.	Repair and Maintenance of Compactor	$84.30	per hour
22f.	Bin Cleaning Service	$84.30	per Bin
22g.	Cart Cleaning per Section 1.6.1.8 of Attachment B, Scope of Work	$50.58	per Cart
22h.	Bin Replacement/Exchange	$224.80	per Bin
22i.	Commercial Bin Wheel-Out Service (25' - 50')	$39.34	per bin per month
22j.	Commercial Bin Wheel-Out Service (51' - 75')	$48.08	per bin per month
22k.	Residential Backyard Wheel-Out Service for Customers (for Customers that are not a 'Disabled Person' as defined in Attachment A)	$28.10	per month
22l.	Extra Pick-up - Residential Cart	$28.10	per cart
22m.	Extra Pick-up - Commercial/Multi-family Cart	$44.96	per cart
22n.	Extra Pick-up - Commercial/Multi-family Bin	$140.50	per bin
22o.	Roll-off or Compactor Service - False or Dry Run	$281.00	per instance
22p.	Power wash/steam cleaning of enclosure	$196.70	per instance
22q.	Commercial/Multi-family Sunday Collection Service Premium (added to existing rate per container per month)	$126.31	per container per month
22r.	Roll-off/compactor overage charges - Landfill (if max weight is included in rate and load exceeds max weight - include a per ton cost)	$84.30	per ton
22s.	Roll-off/compactor overage charges - Mixed C&D (if max weight is included in rate and load exceeds max weight - include a per ton cost)	$84.30	per ton
22t.	Clean-up Bin Trip Charge	$140.50	per instance
22u.	Clean Up Bin Overweight Charge	$126.31	per ton
22v.	Roll-off Relocation Charge	$121.39	per instance
22w.	Overweight Roll-off Extra Charge if Special Vehicle is Needed to Haul Container in Excess of 10 Tons Loaded Weight (in addition to standard roll-off rate)	$281.00	per instance
22x.	Daily Rental Over 7 Days for Temporary 2,3,4, and 6-yard bins	$11.24	per day
22y.	Daily Rental Over 7 Days for Temporary 10,20,30 and 40-yard bins	$28.10	per day
22z.	Compactor cleaning charge	$196.70	per instance
22aa.	Replacement Residential Kitchen Food Scrap pail - including delivery (For new Residential Customer see Item rr for kitchen pail to be provided and delivered at no charge)	$15.00	per replacement
22bb.	Commercial Resumption of Service Charge (only after discontinuation for non-payment, includes redelivery of containers if removed from premises)	$56.20	per instance
22cc.	Residential Resumption of Service Charge (only after discontinuation for non-payment, includes redelivery of containers if removed from premises)	$56.20	per instance
22dd.	Stinger service / Scout Service - per Container per occurrence	$26.00	per Container per occurrence
22ee.	Locking Bin Installation	$28.10	per instance
22ff.	Emergency Collection, hourly rate for (1) crew and (1) vehicle	$219.18	per hour
22gg.	Bin sensor (Pilot Program described in Section 8.04.G of Contract)	$28.10	per bin sensor per month
22hh.	Bin Sensors (Optional City-Wide Program described in Section 8.04.G.1 of Contract)	$28.10	per bin sensor per month
22ii.	Bin Locking Lids Fee	$10.65	per month
22jj.	Locked Enclosure Gate Fee	$10.65	per month
22kk.	Residential - Non-containerization fee after second and subsequent written notices as described in Attachment B, Section 2.6.1	$39.34	per incident
22ll.	Commercial - Overfull Container Bins or Carts (excludes overweight temporary clean up Bins)	$0.00	no charge
22mm.	Replacement bin sensor (initial replacement at no charge. Second and subsequent replacement bin sensor will be charged at this rate. Rate shall include installation, capital cost, and licensing cost).	$28.10	per bin sensor
22nn.	Cart exchange in excess of 1 free annual exchange per Attachment B (Section 1.6.1.7). Can be exchanged for same or different cart size.	$50.58	per exchange
The Following Services will be provided to a Customer at no additional charge.			
22oo.	Commercial Bin Wheel-Out Service for a distance less than 25 feet.	$0.00	per month
22pp.	Non-damaged residential cart exchange for same or different size Cart up to 1 time per year at no charge per Attachment B, Section 1.6.1.7.	$0.00	per household
22qq.	Damaged Residential Cart replacement	$0.00	per replacement
22rr.	Residential New Customer Food Scraps kitchen pail (includes delivery)	$0.00	no charge
22ss.	Initial Distribution of Single Family Dwelling and Multi-Family unit Kitchen Pails per Sections 2.4.2 and 2.10.3 of Attachment B (includes delivery)	$0.00	no charge

Attachment D.2 - Maximum Rates to be Charged Assuming NO Cross-Jurisdictional Efficiencies between Lake Forest and Laguna Hills - LAKE FOREST ONLY RATES
Proposer Cost Assumptions

Instructions: Fill in the cost and productivity assumptions used to develop proposed rates as listed in Tables 1 - 4 below. Failure to provide the requested assumption data will be counted against proposers in the RFP evaluation. Cells shaded in yellow require proposer input.

Table 1: Residential Assumptions

Enter cost assumptions into yellow-shaded area below		
Density of Residential Curbside MSW	95.12	lbs. per cubic yard
Density of Residential Curbside Recyclable Materials	21.7	lbs. per cubic yard
Density of Residential Curbside Co-collected Yard Trimmings and Food Scraps	32.52	lbs. per cubic yard
Fully Burdened Cost per Hour to Operate Residential Side Loader	$ 130.00	$ per hour
Time to service 1 residential cart (includes time on and off route)	0.011	hours
Cost per ton for disposal	$ 42.96	$ per ton
Cost per ton for processing single-stream recyclables	$ 116.87	$ per ton
Composite revenue per ton for sale of single-stream recyclable materials	$ 110.27	$ per ton
Residue percentage of residential single-stream recyclables	29.85%	percent
Gate fee per ton for residential organics taken to a **composting** facility	$ 75.00	per ton
Transfer costs, per ton of residential organics, for transferring materials to proposed composting facility (leave blank if proposer is planning on direct-hauling from collection route to composting facility)		per ton
Revenue per ton for finished compost	$0-$15	per ton
Gate fee per ton for residential organics taken to an **anaerobic digestion (AD)** facility.	$ 102.75	per ton
Transfer costs, per ton of residential organics, for transferring materials to proposed AD facility (leave blank if proposer is planning on direct-hauling from collection route to AD facility)	$ 14.49	per ton
Revenue, including LCFS and RIN credits and revenue from sale of composted digestate, per ton for AD	$20-$30	per ton
Transfer costs, per ton of residential organics, for **transferring** materials to Orange County Waste and Recycling (OCW&R) **Bee Canyon Greenery (11002 Bee Canyon Access Road, Irvine, Ca) composting facility** should this facility accept co-collected organics during the term of the agreement	$ 3.61	per ton
Additional cost (or cost reduction) per ton of residential organics, for **direct-hauling** materials from collection routes directly to OCW&R composting facility **Bee Canyon Greenery** composting facility should this facility accept co-collected organics during the term of the agreement	$ 3.59	per ton
Transfer costs, per ton of residential organics, for **transferring** materials to OCW&R **Capistrano Greenery (32250 Avenida la Pata, SJC, Ca) composting facility** should this facility accept co-collected organics during the term of the agreement	$0.00 since CRR facility is in SJC. Will Direct Haul	per ton
Additional cost (or cost reduction) per ton of residential organics, for **direct-hauling** materials from collection routes directly to **OCW&R Capistrano Greenery** composting facility should this facility accept co-collected organics during the term of the agreement	$0.00 since CRR facility is also in SJC.	per ton
Transfer costs, per ton of residential organics, for **transferring** materials to OCW&R **Valencia Greenery (1942 N. Valencia Ave, Brea) composting facility** should this facility accept co-collected organics during the term of the agreement	$ 11.46	per ton
Additional cost (or cost reduction) per ton of residential organics, for **direct-hauling** materials from collection routes directly to **OCW&R Valencia Greenery** composting facility should this facility accept co-collected organics during the term of the agreement	$ 15.24	per ton

Table 2: Commercial and Multi-family Assumptions

Enter cost assumptions into yellow shaded area below		
Density of Commercial MSW	84.4	lbs. per cubic yard
Density of Commercial Recyclable Materials	14.6	lbs. per cubic yard
Density of Commercial Yard Trimmings	100	lbs. per cubic yard
Density of Commercial Food Scraps	200	lbs. per cubic yard
Density of Commercial Co-collected Food Scraps and Yard Trimmings	104.68	lbs. per cubic yard
Density of Multi-family MSW	84.4	lbs. per cubic yard
Density of Multi-family Recyclable Materials	14.6	lbs. per cubic yard
Density of Multi-family Yard Trimmings	100	lbs. per cubic yard
Density of Multi-family Food Scraps	200	lbs. per cubic yard
Density of Multi-family Co-collected Food Scraps and Yard Trimmings	104.68	lbs. per cubic yard

Time to service commercial/multi-family **CART** (includes time on and off route)	**0.083**	hours
Time to service commercial/multi-family BIN (includes time on and off route)	**0.086**	hours
Fully Burdened Cost per Hour to Operate Commercial Cart Collection Vehicle (CNG Vehicle) -	**$ 130.00**	$ per hour
Fully Burdened Cost per Hour to Operate CNG Commercial Front Loader	**$ 130.00**	$ per hour
Cost per ton for Residue disposal	**$ 42.96**	$ per ton
Cost per ton for processing commercial/multi-family single-stream recyclables	**$ 75.00**	$ per ton
Composite revenue per ton for sale of mixed commercial recyclable materials	**$ 85.00**	$ per ton
Residue percentage of commercial mixed recyclables	**40%**	$ per ton
Gate fee per ton for **composting** (exclude transportation)	**$ 75.00**	$ per ton
Transfer cost per ton of commercial organics taken to proposers' **composting** facility (if the proposer is proposing to transship commercial organics to a composting facility)	**$ -**	$ per ton
Cost per ton of transporting commercial organics to proposer's **composting** facility if it is direct-hauled to the facility off the collection route	**$ 4.05**	$ per ton
Revenue per ton for finished compost	**$0-$15**	$ per ton
Gate fee per ton for **co-digestion** (exclude transportation)	**NA**	$ per ton
Transfer cost per ton of commercial organics taken to proposer's **co-digestion** facility (if the proposer is proposing to transship commercial organics to a co-digestion facility)	**NA**	$ per ton
Cost per ton of transporting commercial organics to proposer's **co-digestion** facility if it is direct-hauled to the facility off the collection route	**NA**	$ per ton
Revenue, including LCFS and RIN credits and revenue from sale of composted digestate, per ton for co-digestion	**NA**	$ per ton
Gate fee per ton for **anaerobic digestion** (exclude transportation).	**$ 139.00**	$ per ton
Transfer cost per ton of commercial organics taken to proposer's **anaerobic digestion** facility (if the proposer is proposing to transship commercial organics to an AD facility)	**$ 14.49**	$ per ton
Cost per ton of transporting commercial organics to proposer's **anaerobic digestion** facility if it is direct-hauled to the facility off the collection route	**NA**	$ per ton
Revenue, including LCFS and RIN credits and revenue from sale of composted digestate, per ton for AD	**$20-$30**	$ per ton
Transfer costs, per ton of commercial organics, for **transferring** materials to Orange County Waste and Recycling (OCW&R) **Bee Canyon Greenery (11002 Bee Canyon Access Road, Irvine, Ca) composting facility** should this facility accept co-collected organics during the term of the agreement	**$ 3.61**	$ per ton
Additional cost (or cost reduction) per ton of commercial organics, for **direct-hauling** materials from collection routes directly to OCW&R composting facility **Bee Canyon Greenery** composting facility should this facility accept co-collected organics during the term of the agreement	**$ 3.59**	$ per ton
Transfer costs, per ton of commercial organics, for **transferring** materials to OCW&R **Capistrano Greenery (32250 Avenida la Pata, SJC, Ca) composting facility** should this facility accept co-collected organics during the term of the agreement	**$0.00 since CRR facility is in SJC. Will Direct Haul**	$ per ton
Additional cost (or cost reduction) per ton of commercial organics, for **direct-hauling** materials from collection routes directly to **OCW&R Capistrano Greenery** composting facility should this facility accept co-collected organics during the term of the agreement	**$0.00 since CRR facility is also in SJC.**	$ per ton
Transfer costs, per ton of commercial organics, for **transferring** materials to OCW&R **Valencia Greenery (1942 N. Valencia Ave, Brea) composting facility** should this facility accept co-collected organics during the term of the agreement	**$ 11.46**	$ per ton
Additional cost (or cost reduction) per ton of commercial organics, for **direct-hauling** materials from collection routes directly to **OCW&R Valencia Greenery** composting facility should this facility accept co-collected organics during the term of the agreement	**$ 15.24**	$ per ton
Cost per ton to transfer single-stream recyclables	**$ 16.02**	$ per ton
Cost per ton to transfer source-separated food scraps	**$ 14.49**	$ per ton
Cost per ton to transfer MSW	**$ 5.41**	$ per ton

Table 3. Cost Assumptions for Providing Core Special Services - Residential

	Number of Households in Lake Forest	Projected Monthly Household Participation Percentage	Expected Number of Monthly Participating Households	Monthly Cost of Providing Service at Projected Participation Levels
Curbside collection of bulky items (includes white goods)	19,563	5.000%	978.15	$ 9,781.50
Mail-back collection of sharps for all SFH and MFH		0.150%	29.34	$ 877.40
Curbside collection of e-waste/u-waste (2 per household per year)		0.250%	48.91	$ 489.08
Curbside collection of HHW (2 per household per year)		0.250%	48.91	$ 489.08

	Number of Households in Lake Forest	Projected **Annual** Household Participation Percentage	Annual Cost of Providing Annual HHW Collection Event at Projected Participation Levels
Annual HHW Collection Event	19,653	1.8%	42,450.48

Table 4: Assumed Weights for Temporary Bins, Roll-offs, and Compactors (used for rate items 7 - 17)

Container Size	Single Stream Recyclables	MSW to Landfill	Source-separated Food Scraps	Source-separated Yard Trimmings	Co-collected Food Scraps and Yard Trimmings	Mixed C&D
Temporary - 2 Cubic Yard Bin	0.0500	0.1000	0.3000	0.0950	0.0950	0.4000
Temporary - 3 Cubic Yard Bin	0.0750	0.1500	0.4500	0.1425	0.1425	0.6000
Temporary - 4 Cubic Yard Bin	0.1000	0.2000	0.6000	0.1900	0.1900	0.8000
Temporary - 6 Cubic Yard Bin	0.1500	0.3000	0.9000	0.2850	0.2850	1.2000
Temporary/Permanent - 10 Cubic Yard Roll-off	7.0000	7.0000	7.0000	7.0000	7.0000	7.0000
Temporary/Permanent - 20 Cubic Yard Roll-off	7.0000	7.0000	7.0000	7.0000	7.0000	7.0000
Temporary/Permanent - 25 Cubic Yard Roll-off	7.0000	7.0000	7.0000	7.0000	7.0000	7.0000
Temporary/Permanent - 30 Cubic Yard Roll-off	7.0000	7.0000	7.0000	7.0000	7.0000	7.0000
Temporary/Permanent - 40 Cubic Yard Roll-off	7.0000	7.0000	7.0000	7.0000	7.0000	7.0000
Permanent - 3 Cubic Yard Compactor	0.2250	0.4500	1.3500	0.4275	0.4275	
Permanent - 4 Cubic Yard Compactor	0.3000	0.6000	1.8000	0.5700	0.5700	
Permanent - 6 Cubic Yard Compactor	0.4500	0.9000	2.7000	0.8550	0.8550	
Permanent - 10 Cubic Yard Compactor	10.0000	10.0000	10.0000	10.0000	10.0000	
Permanent - 20 Cubic Yard Compactor	10.0000	10.0000	10.0000	10.0000	10.0000	
Permanent - 25 Cubic Yard Compactor	10.0000	10.0000	10.0000	10.0000	10.0000	
Permanent - 30 Cubic Yard Compactor	10.0000	10.0000	10.0000	10.0000	10.0000	
Permanent - 40 Cubic Yard Compactor	10.0000	10.0000	10.0000	10.0000	10.0000	

Attachment D.2 - Maximum Rates to be Charged Assuming NO Cross-Jurisdictional Efficiencies between Lake Forest and Laguna Hills - LAKE FOREST ONLY RATES

Fill in the rates proposed as the maximum rates to LAKE FOREST customers below for each level of service assuming NO cross-jurisdictional routing efficiencies between the two cities (Laguna Hills and Lake Forest). Rates must be broken down to show the collection cost, processing cost, disposal cost and capital costs (the capital component will not be escalated using the methodologies described in Attachment J). The procedure for adjusting costs throughout the term of the contract appears in **Article 14** of the Agreement. A sample calculation is shown in **Attachment J**. The disposal portion will only be adjusted as that cost actually changes. Disposal costs are a pass through cost and cannot include any mark up, overhead or administrative costs.

Rates must be submitted in 2025 dollars.

This form will become part of Attachment D.2 to the final Agreement.

1. Residential Basic Level of Service (weekly collection service unless otherwise stated)

#	Sector/Stream	Description	Size	Collection Component (85% Labor and 15% Fuel)			Processing Component	Disposal Component	Non-escalating Capital Component	Total Base Rate	Lake Forest Regulatory Compliance Cost	Lake Forest Procurement Cost	Lake Forest Pavement Impact Cost Component	Total Lake Forest Rate
				Labor	Fuel	Collection	Composting							
1a	Residential Curbside Organics	Co-collected Food scraps and Yard Trimmings Processed at a **Composting** Facility	30-35, 60-70, or 90-96 gallon	$ 3.52	$ 0.62	$ 4.15	$ 2.66	$ 0.47	$ 0.81	$ 8.09	$ 0.15	$ 0.23	$ 0.04	$ 8.51
1a	Residential Curbside Organics	Each **additional** Co-collected Food Scraps and Yard Trimmings - Compost	30-35, 60-70, or 90-96 gallon cart	$ 2.35	$ 0.41	$ 2.76	$ 2.66	$ 0.47	$ 0.66	$ 6.55	$ 0.12	$ 0.19	$ 0.03	$ 6.90
#	Sector/Stream	Description	Size	Collection Component (85% Labor and 15% Fuel)			Processing Component	Disposal Component	Non-escalating Capital Component	Total Base Rate	Lake Forest Regulatory Compliance Cost	Lake Forest Procurement Cost	Lake Forest Pavement Impact Cost Component	Total Lake Forest Rate
				Labor	Fuel	Collection	Anaerobic Digestion							
1b	Residential Curbside Organics	Co-collected Food scraps and Yard Trimmings Processed at an Anaerobic Digestion Facility	30-35, 60-70, or 90-96 gallon	$ 3.52	$ 0.62	$ 4.15	$ 4.60	$ 0.81	$ 1.06	$ 10.62	$ 0.20	$ 0.31	$ 0.05	$ 11.18
1b	Residential Curbside Organics	Each additional Co-collected Food Scraps and Yard Trimmings - Anaerobic Digestion	30-35, 60-70, or 90-96 gallon cart	$ 2.35	$ 0.41	$ 2.76	$ 4.60	$ 0.81	$ 0.91	$ 9.08	$ 0.17	$ 0.26	$ 0.05	$ 9.56
#	Sector/Stream	Description	Size	Collection Component (85% Labor and 15% Fuel)			Processing Component	Disposal Component	Non-escalating Capital Component	Total Base Rate	Lake Forest Regulatory Compliance Cost	Lake Forest Procurement Cost	Lake Forest Pavement Impact Cost Component	Total Lake Forest Rate
				Labor	Fuel	Collection	Clean MRF							
1c	Residential Curbside Recycling	Single-stream recycling cart (up to 2 per household)	30-35, 60-70, or 90-96 gallon	$ 4.41	$ 0.78	$ 5.18	$ (0.15)	$ 0.02	$ 0.56	$ 5.61	$ 0.11	$ 0.16	$ 0.03	$ 5.91
1c	Residential Curbside Recycling	A third, and additional, single-stream recycling cart	30-35, 60-70, or 90-96 gallon cart	$ 2.94	$ 0.52	$ 3.46	$ (0.15)	$ 0.02	$ 0.37	$ 3.69	$ 0.07	$ 0.11	$ 0.02	$ 3.89
#	Sector/Stream	Description	Size	Collection Component (85% Labor and 15% Fuel)			Disposal Component		Non-escalating Capital Component	Total Base Rate	Lake Forest Regulatory Compliance Cost	Lake Forest Procurement Cost	Lake Forest Pavement Impact Cost Component	Total Lake Forest Rate
				Labor	Fuel	Collection								
7	Residential Curbside MSW	MSW Cart to Landfill - Part of Residential Bundle	30-35 gallon cart	$ 4.64	$ 0.82	$ 5.46	$ 1.59		$ 0.78	$ 7.83	$ 0.15	$ 0.23	$ 0.04	$ 8.24
1d	Residential Curbside MSW	MSW Cart to Landfill - Part of Residential Bundle	60-70 gallon cart	$ 4.64	$ 0.82	$ 5.46	$ 2.96		$ 0.93	$ 9.35	$ 0.18	$ 0.27	$ 0.05	$ 9.84
1d	Residential Curbside MSW	MSW Cart to Landfill - Part of Residential Bundle	90-95 gallon cart	$ 4.64	$ 0.82	$ 5.46	$ 4.09		$ 1.06	$ 10.61	$ 0.20	$ 0.31	$ 0.05	$ 11.17
1d	Residential Curbside MSW	Each additional MSW cart to Landfill	30-35 gallon cart	$ 3.09	$ 0.55	$ 3.64	$ 1.59		$ 0.58	$ 5.81	$ 0.11	$ 0.17	$ 0.03	$ 6.12
1d	Residential Curbside MSW	Each additional MSW cart to Landfill	60-70 gallon cart	$ 3.09	$ 0.55	$ 3.64	$ 2.96		$ 0.73	$ 7.33	$ 0.14	$ 0.21	$ 0.04	$ 7.71
1d	Residential Curbside MSW	Each additional MSW cart to Landfill	90-95 gallon cart	$ 3.09	$ 0.55	$ 3.64	$ 4.09		$ 0.86	$ 8.59	$ 0.16	$ 0.25	$ 0.04	$ 9.04
#	Sector	Description	Summary of Service Configuration								Total Lake Forest Residential 3-cart Rate			
1e	Residential 3-cart bundle	30-35 gal MSW, organics to **composting** facility	Residential Option 1e - 30-35 gal MSW Cart: One (1) 30-35 gal MSW; one (1) co-collected food scraps and yard trimmings of any size to **composting** facility; and up to two (2) recycling cart of any size (automatically calculated).								$ 22.66			
2e	Residential 3-cart bundle	60-70-gal MSW, organics to **composting** facility	Residential Option 2e - 60-70-gal MSW Cart: One (1) 60-70 gal MSW; one (1) co-collected food scraps and yard trimmings of any size to **composting** facility; and up to two (2) recycling carts of any size (automatically calculated).								$ 24.26			
3e	Residential 3-cart bundle	90-95-gal MSW, organics to **composting** facility	Residential Option 3e - 90-95-gal MSW Cart: One (1) 90-95-gal MSW; one (1) co-collected food scraps and yard trimmings of any size to **composting** facility; and up to two (2) recycling carts of any size (automatically calculated).								$ 25.59			
1f	Residential 3-cart bundle	30-35 gal MSW, organics to **AD** facility	Residential Option 1f - 30-35 gal MSW Cart: One (1) 30-35 gal MSW; one (1) co-collected food scraps and yard trimmings of any size to **AD** facility; and up to two (2) recycling cart of any size (automatically calculated).								$ 25.33			
2f	Residential 3-cart bundle	60-70-gal MSW, organics to **AD** facility	Residential Option 2f - 60-70-gal MSW Cart: One (1) 60-70 gal MSW; one (1) co-collected food scraps and yard trimmings of any size to **AD** facility; and up to two (2) recycling carts of any size (automatically calculated).								$ 26.93			
3f	Residential 3-cart bundle	90-95-gal MSW, organics to **AD** facility	Residential Option 3f - 90-95-gal MSW Cart: One (1) 90-95-gal MSW; one (1) co-collected food scraps and yard trimmings of any size to **AD** facility; and up to two (2) recycling carts of any size (automatically calculated).								$ 28.26			
#	Sector/Stream	Description	Size	Collection Component (85% Labor and 15% Fuel)			Processing Component	Disposal Component	Non-escalating Capital Component	Total Base Rate	Lake Forest Regulatory Compliance Cost Component	Lake Forest Procurement Cost Component	Lake Forest Pavement Impact Cost Component	Total Lake Forest Rate
				Labor	Fuel	Collection	Stable Bedding Processing Facility Selected in Proposal Form 26							
1g	Residential stable bedding cart service	Curbside residential cart service for stable bedding generated by equestrian households in residential areas. Stable bedding may be co-collected with Yard Trimmings and Food Scraps.	30-35, 60-70, or 90-96 gallon	$ 3.52	$ 0.62	$ 4.15	$ 34.86	$ 6.15	$ 5.02	$ 50.18	$ 1.55	$ 0.24	$ 0.85	$ 52.82
1g	Residential stable bedding bin service	Bin service for stable bedding generated by equestrian households in residential areas	3-yard bin	$ 12.59	$ 2.22	$ 14.81	$ 139.45	$ 24.61	$ 19.87	$ 198.74	$ 6.13	$ 0.96	$ 3.38	$ 209.20

Attachment D.2 - Maximum Rates to be Charged Assuming NO Cross-Jurisdictional Efficiencies between Lake Forest and Laguna Hills - LAKE FOREST ONLY RATES

Fill in the rates proposed as the maximum rates to LAKE FOREST customers below for each level of service assuming NO cross-jurisdictional routing efficiencies between the two cities (Laguna Hills and Lake Forest). Rates must be broken down to show the collection cost, processing cost, disposal cost and capital costs (the capital component will not be escalated). The procedure for adjusting costs throughout the term of the contract appears in **Article 14** of the Agreement. A sample calculation is shown in **Attachment J**. The disposal portion will only be adjusted as that cost actually changes. Disposal costs are a pass through cost and cannot include any mark up, overhead or administrative costs. As the amount of material being collected and handled is increasingly shifting into diversion, providing diversion services at no charge is no longer feasible and therefore is not permitted in this form. Best practices have identified that a Divertible materials collection rate that is 50% of the MSW rate obtains optimal generator participation. As noted in Section 6. MSW Rate Sheet commercial MSW rates may include any costs that are not recovered by offering Divertible Materials collection programs

Rates must be submitted in 2025 dollars.

Indicate the selected commercial and multi-family source-separated food scrap processing technology using the drop down:	**Composting**	<-- the selected processing methodology will be shown in the Processing Component cell for the corresponding rate item in **Section 3** below. Proposers shall provide further details re: their proposed processing facility for this service line in the corresponding proposal form.
Indicate the selected commercial and multi-family source-separated yard trimmings processing technology using the drop down:	**Composting**	<-- the selected processing methodology will be shown in the Processing Component cell for the corresponding rate item in **Section 4** below. Proposers shall provide further details re: their proposed processing facility for this service line in the corresponding proposal form.
Indicate the selected commercial and multi-family co-collected food scraps and yard trimmings processing technology using the drop down:	**Composting**	<-- the selected processing methodology will be shown in the Processing Component cell for the corresponding rate item in **Section 5** below. Proposers shall provide further details re: their proposed processing facility for this service line in the corresponding proposal form.

This form will become part of Attachment D.1 to the final Agreement.

2. Commercial and Multi-Family Single-Material and Single-Stream Recyclables 0.093

#	Sector/Stream	Description	Size	Frequency of Collection	Collection Component (85% Labor and 15% Fuel) Labor	Fuel	Collection	Processing Component Clean MRF	Disposal Component	Non-escalating Capital Component	Total Base Rate	Lake Forest Regulatory Compliance Cost	Lake Forest Procurement Cost	Lake Forest Pavement Impact Cost Component	Total Lake Forest Rate
2a	Commercial and Multi-family Recyclables	Single-stream and Single-stream Recyclables Service	35-gallon Cart	1 pick-up per week	$ 26.11	$ 4.61	$ 30.71	$ 1.98	$ 0.35	$ 3.67	$ 36.71	$ 2.15	$ 0.38	$ 1.25	$ 40.49
2a	Commercial and Multi-family Recyclables	Single-stream and Single-stream Recyclables Service	35-gallon Cart	2 pick-up per week	$ 35.09	$ 6.19	$ 41.28	$ 3.95	$ 0.70	$ 5.10	$ 51.04	$ 3.00	$ 0.53	$ 1.73	$ 56.29
2a	Commercial and Multi-family Recyclables	Single-stream and Single-stream Recyclables Service	35-gallon Cart	3 pick-up per week	$ 40.10	$ 7.08	$ 47.18	$ 5.93	$ 1.05	$ 6.02	$ 60.17	$ 3.53	$ 0.62	$ 2.04	$ 66.37
2a	Commercial and Multi-family Recyclables	Single-stream and Single-stream Recyclables Service	35-gallon Cart	4 pick-up per week	$ 48.46	$ 8.55	$ 57.01	$ 7.91	$ 1.40	$ 7.37	$ 73.68	$ 4.32	$ 0.76	$ 2.50	$ 81.27
2a	Commercial and Multi-family Recyclables	Single-stream and Single-stream Recyclables Service	35-gallon Cart	5 pick-up per week	$ 56.39	$ 9.95	$ 66.34	$ 9.89	$ 1.74	$ 8.66	$ 86.64	$ 5.09	$ 0.89	$ 2.94	$ 95.56
2a	Commercial and Multi-family Recyclables	Single-stream and Single-stream Recyclables Service	35-gallon Cart	6 pick-up per week	$ 63.91	$ 11.28	$ 75.19	$ 11.86	$ 2.09	$ 9.91	$ 99.05	$ 5.81	$ 1.02	$ 3.37	$ 109.25
2b	Commercial and Multi-family Recyclables	Single-stream and Single-stream Recyclables Service	65-gallon Cart	1 pick-up per week	$ 26.11	$ 4.61	$ 30.71	$ 3.67	$ 0.65	$ 3.89	$ 38.93	$ 2.28	$ 0.40	$ 1.32	$ 42.94
2b	Commercial and Multi-family Recyclables	Single-stream and Single-stream Recyclables Service	65-gallon Cart	2 pick-up per week	$ 35.09	$ 6.19	$ 41.28	$ 7.34	$ 1.30	$ 5.55	$ 55.47	$ 3.26	$ 0.57	$ 1.88	$ 61.18
2b	Commercial and Multi-family Recyclables	Single-stream and Single-stream Recyclables Service	65-gallon Cart	3 pick-up per week	$ 40.10	$ 7.08	$ 47.18	$ 11.02	$ 1.94	$ 6.68	$ 66.82	$ 3.92	$ 0.69	$ 2.27	$ 73.70
2b	Commercial and Multi-family Recyclables	Single-stream and Single-stream Recyclables Service	65-gallon Cart	4 pick-up per week	$ 48.46	$ 8.55	$ 57.01	$ 14.69	$ 2.59	$ 8.25	$ 82.54	$ 4.84	$ 0.85	$ 2.80	$ 91.04
2b	Commercial and Multi-family Recyclables	Single-stream and Single-stream Recyclables Service	65-gallon Cart	5 pick-up per week	$ 56.39	$ 9.95	$ 66.34	$ 18.36	$ 3.24	$ 9.77	$ 97.72	$ 5.74	$ 1.01	$ 3.32	$ 107.78
2b	Commercial and Multi-family Recyclables	Single-stream and Single-stream Recyclables Service	65-gallon Cart	6 pick-up per week	$ 63.91	$ 11.28	$ 75.19	$ 22.03	$ 3.89	$ 11.23	$ 112.35	$ 6.59	$ 1.16	$ 3.82	$ 123.91
2c	Commercial and Multi-family Recyclables	Single-stream and Single-stream Recyclables Service	95-gallon Cart	1 pick-up per week	$ 26.11	$ 4.61	$ 30.71	$ 5.37	$ 0.95	$ 4.11	$ 41.14	$ 2.41	$ 0.42	$ 1.40	$ 45.38
2c	Commercial and Multi-family Recyclables	Single-stream and Single-stream Recyclables Service	95-gallon Cart	2 pick-up per week	$ 35.09	$ 6.19	$ 41.28	$ 10.73	$ 1.89	$ 5.99	$ 59.90	$ 3.52	$ 0.62	$ 2.04	$ 66.07
2c	Commercial and Multi-family Recyclables	Single-stream and Single-stream Recyclables Service	95-gallon Cart	3 pick-up per week	$ 40.10	$ 7.08	$ 47.18	$ 16.10	$ 2.84	$ 7.35	$ 73.47	$ 4.31	$ 0.76	$ 2.50	$ 81.03
2c	Commercial and Multi-family Recyclables	Single-stream and Single-stream Recyclables Service	95-gallon Cart	4 pick-up per week	$ 48.46	$ 8.55	$ 57.01	$ 21.47	$ 3.79	$ 9.14	$ 91.40	$ 5.36	$ 0.94	$ 3.11	$ 100.82
2c	Commercial and Multi-family Recyclables	Single-stream and Single-stream Recyclables Service	95-gallon Cart	5 pick-up per week	$ 56.39	$ 9.95	$ 66.34	$ 26.84	$ 4.74	$ 10.88	$ 108.79	$ 6.39	$ 1.12	$ 3.70	$ 120.00
2c	Commercial and Multi-family Recyclables	Single-stream and Single-stream Recyclables Service	95-gallon Cart	6 pick-up per week	$ 63.91	$ 11.28	$ 75.19	$ 32.20	$ 5.68	$ 12.56	$ 125.64	$ 7.37	$ 1.29	$ 4.27	$ 138.58
2d	Commercial and Multi-family Recyclables	Single-stream and Single-stream Recyclables Service	1 Cubic Yard Bin (standalone or half of 2-yard split bin)	1 pick-up per week	$ 20.89	$ 3.69	$ 24.57	$ 11.41	$ 2.01	$ 4.22	$ 42.22	$ 2.48	$ 0.43	$ 1.43	$ 46.57
2d	Commercial and Multi-family Recyclables	Single-stream and Single-stream Recyclables Service	1 Cubic Yard Bin (standalone or half of 2-yard split bin)	2 pick-up per week	$ 28.07	$ 4.95	$ 33.02	$ 22.82	$ 4.03	$ 6.65	$ 66.53	$ 3.90	$ 0.69	$ 2.26	$ 73.38
2d	Commercial and Multi-family Recyclables	Single-stream and Single-stream Recyclables Service	1 Cubic Yard Bin (standalone or half of 2-yard split bin)	3 pick-up per week	$ 32.08	$ 5.66	$ 37.74	$ 34.24	$ 6.04	$ 8.67	$ 86.69	$ 5.09	$ 0.89	$ 2.95	$ 95.62
2d	Commercial and Multi-family Recyclables	Single-stream and Single-stream Recyclables Service	1 Cubic Yard Bin (standalone or half of 2-yard split bin)	4 pick-up per week	$ 38.76	$ 6.84	$ 45.60	$ 45.65	$ 8.06	$ 11.03	$ 110.34	$ 6.48	$ 1.14	$ 3.75	$ 121.71
2d	Commercial and Multi-family Recyclables	Single-stream and Single-stream Recyclables Service	1 Cubic Yard Bin (standalone or half of 2-yard split bin)	5 pick-up per week	$ 45.11	$ 7.96	$ 53.07	$ 57.06	$ 10.07	$ 13.36	$ 133.56	$ 7.84	$ 1.38	$ 4.54	$ 147.32
2d	Commercial and Multi-family Recyclables	Single-stream and Single-stream Recyclables Service	1 Cubic Yard Bin (standalone or half of 2-yard split bin)	6 pick-up per week	$ 51.13	$ 9.02	$ 60.15	$ 68.47	$ 12.08	$ 15.63	$ 156.34	$ 9.18	$ 1.61	$ 5.31	$ 172.44
2e	Commercial and Multi-family Recyclables	Single-stream and Single-stream Recyclables Service	1.5 Cubic Yard Bin (standalone or half of 3-yard split bin)	1 pick-up per week	$ 20.89	$ 3.69	$ 24.57	$ 17.12	$ 3.02	$ 4.97	$ 49.68	$ 2.92	$ 0.51	$ 1.69	$ 54.79
2e	Commercial and Multi-family Recyclables	Single-stream and Single-stream Recyclables Service	1.5 Cubic Yard Bin (standalone or half of 3-yard split bin)	2 pick-up per week	$ 28.07	$ 4.95	$ 33.02	$ 34.24	$ 6.04	$ 8.14	$ 81.45	$ 4.78	$ 0.84	$ 2.77	$ 89.84
2e	Commercial and Multi-family Recyclables	Single-stream and Single-stream Recyclables Service	1.5 Cubic Yard Bin (standalone or half of 3-yard split bin)	3 pick-up per week	$ 32.08	$ 5.66	$ 37.74	$ 51.36	$ 9.06	$ 10.91	$ 109.07	$ 6.40	$ 1.12	$ 3.71	$ 120.30
2e	Commercial and Multi-family Recyclables	Single-stream and Single-stream Recyclables Service	1.5 Cubic Yard Bin (standalone or half of 3-yard split bin)	4 pick-up per week	$ 38.76	$ 6.84	$ 45.60	$ 68.47	$ 12.08	$ 14.02	$ 140.18	$ 8.23	$ 1.44	$ 4.76	$ 154.62
2e	Commercial and Multi-family Recyclables	Single-stream and Single-stream Recyclables Service	1.5 Cubic Yard Bin (standalone or half of 3-yard split bin)	5 pick-up per week	$ 45.11	$ 7.96	$ 53.07	$ 85.59	$ 15.10	$ 17.09	$ 170.86	$ 10.03	$ 1.76	$ 5.81	$ 188.45
2e	Commercial and Multi-family Recyclables	Single-stream and Single-stream Recyclables Service	1.5 Cubic Yard Bin (standalone or half of 3-yard split bin)	6 pick-up per week	$ 51.13	$ 9.02	$ 60.15	$ 102.71	$ 18.13	$ 20.11	$ 201.10	$ 11.80	$ 2.07	$ 6.83	$ 221.81

2f	Commercial and Multi-family Recyclables	Single-stream and Single-stream Recyclables Service	2 Cubic Yard Bin (standalone or half of 4-yard split bin)	1 pick-up per week	$ 20.89	$ 3.69	$ 24.57	$ 22.82	$ 4.03	$ 5.71	$ 57.14	$ 3.35	$ 0.59	$ 1.94	$ 63.02
2f	Commercial and Multi-family Recyclables	Single-stream and Single-stream Recyclables Service	2 Cubic Yard Bin (standalone or half of 4-yard split bin)	2 pick-up per week	$ 28.07	$ 4.95	$ 33.02	$ 45.65	$ 8.06	$ 9.64	$ 96.37	$ 5.66	$ 0.99	$ 3.27	$ 106.29
2f	Commercial and Multi-family Recyclables	Single-stream and Single-stream Recyclables Service	2 Cubic Yard Bin (standalone or half of 4-yard split bin)	3 pick-up per week	$ 32.08	$ 5.66	$ 37.74	$ 68.47	$ 12.08	$ 13.14	$ 131.44	$ 7.72	$ 1.35	$ 4.47	$ 144.98
2f	Commercial and Multi-family Recyclables	Single-stream and Single-stream Recyclables Service	2 Cubic Yard Bin (standalone or half of 4-yard split bin)	4 pick-up per week	$ 38.76	$ 6.84	$ 45.60	$ 91.30	$ 16.11	$ 17.00	$ 170.02	$ 9.98	$ 1.75	$ 5.78	$ 187.52
2f	Commercial and Multi-family Recyclables	Single-stream and Single-stream Recyclables Service	2 Cubic Yard Bin (standalone or half of 4-yard split bin)	5 pick-up per week	$ 45.11	$ 7.96	$ 53.07	$ 114.12	$ 20.14	$ 20.82	$ 208.15	$ 12.22	$ 2.14	$ 7.07	$ 229.59
2f	Commercial and Multi-family Recyclables	Single-stream and Single-stream Recyclables Service	2 Cubic Yard Bin (standalone or half of 4-yard split bin)	6 pick-up per week	$ 51.13	$ 9.02	$ 60.15	$ 136.95	$ 24.17	$ 24.59	$ 245.85	$ 14.43	$ 2.53	$ 8.35	$ 271.17
2g	Commercial and Multi-family Recyclables	Single-stream and Single-stream Recyclables Service	3 Cubic Yard Bin	1 pick-up per week	$ 26.85	$ 4.74	$ 31.59	$ 34.24	$ 6.04	$ 7.99	$ 79.86	$ 4.69	$ 0.82	$ 2.71	$ 88.08
2g	Commercial and Multi-family Recyclables	Single-stream and Single-stream Recyclables Service	3 Cubic Yard Bin	2 pick-up per week	$ 36.09	$ 6.37	$ 42.46	$ 68.47	$ 12.08	$ 13.67	$ 136.69	$ 8.02	$ 1.41	$ 4.64	$ 150.76
2g	Commercial and Multi-family Recyclables	Single-stream and Single-stream Recyclables Service	3 Cubic Yard Bin	3 pick-up per week	$ 41.25	$ 7.28	$ 48.53	$ 102.71	$ 18.13	$ 18.82	$ 188.18	$ 11.05	$ 1.94	$ 6.39	$ 207.56
2g	Commercial and Multi-family Recyclables	Single-stream and Single-stream Recyclables Service	3 Cubic Yard Bin	4 pick-up per week	$ 49.84	$ 8.80	$ 58.63	$ 136.95	$ 24.17	$ 24.42	$ 244.17	$ 14.33	$ 2.51	$ 8.30	$ 269.31
2g	Commercial and Multi-family Recyclables	Single-stream and Single-stream Recyclables Service	3 Cubic Yard Bin	5 pick-up per week	$ 58.00	$ 10.24	$ 68.24	$ 171.19	$ 30.21	$ 29.96	$ 299.59	$ 17.58	$ 3.09	$ 10.18	$ 330.44
2g	Commercial and Multi-family Recyclables	Single-stream and Single-stream Recyclables Service	3 Cubic Yard Bin	6 pick-up per week	$ 65.74	$ 11.60	$ 77.34	$ 205.42	$ 36.25	$ 35.45	$ 354.46	$ 20.80	$ 3.65	$ 12.04	$ 390.96
2h	Commercial and Multi-family Recyclables	Single-stream and Single-stream Recyclables Service	4 Cubic Yard Bin	1 pick-up per week	$ 35.80	$ 6.32	$ 42.12	$ 45.65	$ 8.06	$ 10.65	$ 106.48	$ 6.25	$ 1.10	$ 3.62	$ 117.44
2h	Commercial and Multi-family Recyclables	Single-stream and Single-stream Recyclables Service	4 Cubic Yard Bin	2 pick-up per week	$ 48.12	$ 8.49	$ 56.61	$ 91.30	$ 16.11	$ 18.22	$ 182.25	$ 10.70	$ 1.88	$ 6.19	$ 201.02
2h	Commercial and Multi-family Recyclables	Single-stream and Single-stream Recyclables Service	4 Cubic Yard Bin	3 pick-up per week	$ 55.00	$ 9.71	$ 64.70	$ 136.95	$ 24.17	$ 25.09	$ 250.91	$ 14.73	$ 2.58	$ 8.53	$ 276.74
2h	Commercial and Multi-family Recyclables	Single-stream and Single-stream Recyclables Service	4 Cubic Yard Bin	4 pick-up per week	$ 66.45	$ 11.73	$ 78.18	$ 182.60	$ 32.22	$ 32.56	$ 325.56	$ 19.11	$ 3.35	$ 11.06	$ 359.08
2h	Commercial and Multi-family Recyclables	Single-stream and Single-stream Recyclables Service	4 Cubic Yard Bin	5 pick-up per week	$ 77.34	$ 13.65	$ 90.99	$ 228.25	$ 40.28	$ 39.95	$ 399.46	$ 23.45	$ 4.11	$ 13.57	$ 440.59
2h	Commercial and Multi-family Recyclables	Single-stream and Single-stream Recyclables Service	4 Cubic Yard Bin	6 pick-up per week	$ 87.65	$ 15.47	$ 103.12	$ 273.90	$ 48.33	$ 47.26	$ 472.61	$ 27.74	$ 4.87	$ 16.06	$ 521.28
2i	Commercial and Multi-family Recyclables	Single-stream and Single-stream Recyclables Service	6 Cubic Yard Bin	1 pick-up per week	$ 53.71	$ 9.48	$ 63.18	$ 68.47	$ 12.08	$ 15.97	$ 159.71	$ 9.37	$ 1.64	$ 5.43	$ 176.16
2i	Commercial and Multi-family Recyclables	Single-stream and Single-stream Recyclables Service	6 Cubic Yard Bin	2 pick-up per week	$ 72.18	$ 12.74	$ 84.92	$ 136.95	$ 24.17	$ 27.34	$ 273.37	$ 16.05	$ 2.82	$ 9.29	$ 301.52
2i	Commercial and Multi-family Recyclables	Single-stream and Single-stream Recyclables Service	6 Cubic Yard Bin	3 pick-up per week	$ 82.49	$ 14.56	$ 97.05	$ 205.42	$ 36.25	$ 37.64	$ 376.36	$ 22.09	$ 3.88	$ 12.79	$ 415.12
2i	Commercial and Multi-family Recyclables	Single-stream and Single-stream Recyclables Service	6 Cubic Yard Bin	4 pick-up per week	$ 99.68	$ 17.59	$ 117.27	$ 273.90	$ 48.33	$ 48.83	$ 488.34	$ 28.66	$ 5.03	$ 16.59	$ 538.62
2i	Commercial and Multi-family Recyclables	Single-stream and Single-stream Recyclables Service	6 Cubic Yard Bin	5 pick-up per week	$ 116.01	$ 20.47	$ 136.48	$ 342.37	$ 60.42	$ 59.92	$ 599.19	$ 35.17	$ 6.17	$ 20.36	$ 660.89
2i	Commercial and Multi-family Recyclables	Single-stream and Single-stream Recyclables Service	6 Cubic Yard Bin	6 pick-up per week	$ 131.47	$ 23.20	$ 154.67	$ 410.85	$ 72.50	$ 70.89	$ 708.91	$ 41.61	$ 7.30	$ 24.09	$ 781.91

3. Commercial and Multi-Family Source-separated Food Scraps

*Note: Food scraps will only be collected in 35-gal, 65-gal, 1-yard, 1.5 yard, and 2-yard containers. Food scraps will **not** be collected as part of split bin service.*

#	Sector/Stream	Description	Size	Frequency of Collection	Collection Component (85% Labor and 15% Fuel)			Processing Component	Disposal Component	Non-escalating Capital Component	Total Base Rate	Compliance Cost Component	Procurement Cost Component	Lake Forest Pavement Impact Cost Component	Total Lake Forest Rate
					Labor	Fuel	Collection	Composting							
3a	Commercial and Multi-family Food Scraps	Source-separated Food Scraps	35-gallon Cart	1 pick-up per week	$ 26.11	$ 4.61	$ 30.71	$ 1.98	$ 0.35	$ 3.67	$ 36.71	$ 2.15	$ 0.38	$ 1.25	$ 40.49
3a	Commercial and Multi-family Food Scraps	Source-separated Food Scraps	35-gallon Cart	2 pick-up per week	$ 35.09	$ 6.19	$ 41.28	$ 3.95	$ 0.70	$ 5.10	$ 51.04	$ 3.00	$ 0.53	$ 1.73	$ 56.29
3a	Commercial and Multi-family Food Scraps	Source-separated Food Scraps	35-gallon Cart	3 pick-up per week	$ 40.10	$ 7.08	$ 47.18	$ 5.93	$ 1.05	$ 6.02	$ 60.17	$ 3.53	$ 0.62	$ 2.04	$ 66.37
3a	Commercial and Multi-family Food Scraps	Source-separated Food Scraps	35-gallon Cart	4 pick-up per week	$ 48.46	$ 8.55	$ 57.01	$ 7.91	$ 1.40	$ 7.37	$ 73.68	$ 4.32	$ 0.76	$ 2.50	$ 81.27
3a	Commercial and Multi-family Food Scraps	Source-separated Food Scraps	35-gallon Cart	5 pick-up per week	$ 56.39	$ 9.95	$ 66.34	$ 9.89	$ 1.74	$ 8.66	$ 86.64	$ 5.09	$ 0.89	$ 2.94	$ 95.56
3a	Commercial and Multi-family Food Scraps	Source-separated Food Scraps	35-gallon Cart	6 pick-up per week	$ 63.91	$ 11.28	$ 75.19	$ 11.86	$ 2.09	$ 9.91	$ 99.05	$ 5.81	$ 1.02	$ 3.37	$ 109.25
3b	Commercial and Multi-family Food Scraps	Source-separated Food Scraps	65-gallon Cart	1 pick-up per week	$ 26.11	$ 4.61	$ 30.71	$ 3.67	$ 0.65	$ 3.89	$ 38.93	$ 2.28	$ 0.40	$ 1.32	$ 42.94
3b	Commercial and Multi-family Food Scraps	Source-separated Food Scraps	65-gallon Cart	2 pick-up per week	$ 35.09	$ 6.19	$ 41.28	$ 7.34	$ 1.30	$ 5.55	$ 55.47	$ 3.26	$ 0.57	$ 1.88	$ 61.18
3b	Commercial and Multi-family Food Scraps	Source-separated Food Scraps	65-gallon Cart	3 pick-up per week	$ 40.10	$ 7.08	$ 47.18	$ 11.02	$ 1.94	$ 6.68	$ 66.82	$ 3.92	$ 0.69	$ 2.27	$ 73.70
3b	Commercial and Multi-family Food Scraps	Source-separated Food Scraps	65-gallon Cart	4 pick-up per week	$ 48.46	$ 8.55	$ 57.01	$ 14.69	$ 2.59	$ 8.25	$ 82.54	$ 4.84	$ 0.85	$ 2.80	$ 91.04
3b	Commercial and Multi-family Food Scraps	Source-separated Food Scraps	65-gallon Cart	5 pick-up per week	$ 56.39	$ 9.95	$ 66.34	$ 18.36	$ 3.24	$ 9.77	$ 97.72	$ 5.74	$ 1.01	$ 3.32	$ 107.78
3b	Commercial and Multi-family Food Scraps	Source-separated Food Scraps	65-gallon Cart	6 pick-up per week	$ 63.91	$ 11.28	$ 75.19	$ 22.03	$ 3.89	$ 11.23	$ 112.35	$ 6.59	$ 1.16	$ 3.82	$ 123.91
3c	Commercial and Multi-family Food Scraps	Source-separated Food Scraps	1 Cubic Yard Bin	1 pick-up per week	$ 26.11	$ 4.61	$ 30.71	$ 5.37	$ 0.95	$ 4.11	$ 41.14	$ 2.41	$ 0.42	$ 1.40	$ 45.38
3c	Commercial and Multi-family Food Scraps	Source-separated Food Scraps	1 Cubic Yard Bin	2 pick-up per week	$ 35.09	$ 6.19	$ 41.28	$ 10.73	$ 1.89	$ 5.99	$ 59.90	$ 3.52	$ 0.62	$ 2.04	$ 66.07
3c	Commercial and Multi-family Food Scraps	Source-separated Food Scraps	1 Cubic Yard Bin	3 pick-up per week	$ 40.10	$ 7.08	$ 47.18	$ 16.10	$ 2.84	$ 7.35	$ 73.47	$ 4.31	$ 0.76	$ 2.50	$ 81.03
3c	Commercial and Multi-family Food Scraps	Source-separated Food Scraps	1 Cubic Yard Bin	4 pick-up per week	$ 48.46	$ 8.55	$ 57.01	$ 21.47	$ 3.79	$ 9.14	$ 91.40	$ 5.36	$ 0.94	$ 3.11	$ 100.82
3c	Commercial and Multi-family Food Scraps	Source-separated Food Scraps	1 Cubic Yard Bin	5 pick-up per week	$ 56.39	$ 9.95	$ 66.34	$ 26.84	$ 4.74	$ 10.88	$ 108.79	$ 6.39	$ 1.12	$ 3.70	$ 120.00
3c	Commercial and Multi-family Food Scraps	Source-separated Food Scraps	1 Cubic Yard Bin	6 pick-up per week	$ 63.91	$ 11.28	$ 75.19	$ 32.20	$ 5.68	$ 12.56	$ 125.64	$ 7.37	$ 1.29	$ 4.27	$ 138.58
3d	Commercial and Multi-family Food Scraps	Source-separated Food Scraps	1.5 Cubic Yard Bin	1 pick-up per week	$ 20.89	$ 3.69	$ 24.57	$ 11.41	$ 2.01	$ 4.22	$ 42.22	$ 2.48	$ 0.43	$ 1.43	$ 46.57
3d	Commercial and Multi-family Food Scraps	Source-separated Food Scraps	1.5 Cubic Yard Bin	2 pick-up per week	$ 28.07	$ 4.95	$ 33.02	$ 22.82	$ 4.03	$ 6.65	$ 66.53	$ 3.90	$ 0.69	$ 2.26	$ 73.38

3d	Commercial and Multi-family Food Scraps	Source-separated Food Scraps	1.5 Cubic Yard Bin	3 pick-up per week	$ 32.08	$ 5.66	$ 37.74	$ 34.24	$ 6.04	$ 8.67	$ 86.69	$ 5.09	$ 0.89	$ 2.95	$ 95.62
3d	Commercial and Multi-family Food Scraps	Source-separated Food Scraps	1.5 Cubic Yard Bin	4 pick-up per week	$ 38.76	$ 6.84	$ 45.60	$ 45.65	$ 8.06	$ 11.03	$ 110.34	$ 6.48	$ 1.14	$ 3.75	$ 121.71
3d	Commercial and Multi-family Food Scraps	Source-separated Food Scraps	1.5 Cubic Yard Bin	5 pick-up per week	$ 45.11	$ 7.96	$ 53.07	$ 57.06	$ 10.07	$ 13.36	$ 133.56	$ 7.84	$ 1.38	$ 4.54	$ 147.32
3d	Commercial and Multi-family Food Scraps	Source-separated Food Scraps	1.5 Cubic Yard Bin	6 pick-up per week	$ 51.13	$ 9.02	$ 60.15	$ 68.47	$ 12.08	$ 15.63	$ 156.34	$ 9.18	$ 1.61	$ 5.31	$ 172.44
3e	Commercial and Multi-family Food Scraps	Source-separated Food Scraps	2 Cubic Yard Bin	1 pick-up per week	$ 20.89	$ 3.69	$ 24.57	$ 17.12	$ 3.02	$ 4.97	$ 49.68	$ 2.92	$ 0.51	$ 1.69	$ 54.79
3e	Commercial and Multi-family Food Scraps	Source-separated Food Scraps	2 Cubic Yard Bin	2 pick-up per week	$ 28.07	$ 4.95	$ 33.02	$ 34.24	$ 6.04	$ 8.14	$ 81.45	$ 4.78	$ 0.84	$ 2.77	$ 89.84
3e	Commercial and Multi-family Food Scraps	Source-separated Food Scraps	2 Cubic Yard Bin	3 pick-up per week	$ 32.08	$ 5.66	$ 37.74	$ 51.36	$ 9.06	$ 10.91	$ 109.07	$ 6.40	$ 1.12	$ 3.71	$ 120.30
3e	Commercial and Multi-family Food Scraps	Source-separated Food Scraps	2 Cubic Yard Bin	4 pick-up per week	$ 38.76	$ 6.84	$ 45.60	$ 68.47	$ 12.08	$ 14.02	$ 140.18	$ 8.23	$ 1.44	$ 4.76	$ 154.62
3e	Commercial and Multi-family Food Scraps	Source-separated Food Scraps	2 Cubic Yard Bin	5 pick-up per week	$ 45.11	$ 7.96	$ 53.07	$ 85.59	$ 15.10	$ 17.09	$ 170.86	$ 10.03	$ 1.76	$ 5.81	$ 188.45
3e	Commercial and Multi-family Food Scraps	Source-separated Food Scraps	2 Cubic Yard Bin	6 pick-up per week	$ 51.13	$ 9.02	$ 60.15	$ 102.71	$ 18.13	$ 20.11	$ 201.10	$ 11.80	$ 2.07	$ 6.83	$ 221.81

4. Commercial and Multi-Family Source-separated Yard Trimmings

*Note: Yard Trimmings will only be collected in 35-gal, 65-gal, 1-yard, 1.5 yard, and 2-yard containers. Food scraps will **not** be collected as part of split bin service.*

#	Sector/Stream	Description	Size	Frequency of Collection	Collection Component (85% Labor and 15% Fuel)			Processing Component	Disposal Component	Non-escalating Capital Component	Total Base Rate	Compliance Cost Component	Procurement Cost Component	Lake Forest Pavement Impact Cost Component	Total Lake Forest Rate
					Labor	Fuel	Collection	Composting							
4a	Commercial and Multi-family Yard Trimmings	Source-separated Yard Trimmings	35-gallon Cart	1 pick-up per week	$ 26.11	$ 4.61	$ 30.71	$ 1.98	$ 0.35	$ 3.67	$ 36.71	$ 2.15	$ 0.38	$ 1.25	$ 40.49
4a	Commercial and Multi-family Yard Trimmings	Source-separated Yard Trimmings	35-gallon Cart	2 pick-up per week	$ 35.09	$ 6.19	$ 41.28	$ 3.95	$ 0.70	$ 5.10	$ 51.04	$ 3.00	$ 0.53	$ 1.73	$ 56.29
4a	Commercial and Multi-family Yard Trimmings	Source-separated Yard Trimmings	35-gallon Cart	3 pick-up per week	$ 40.10	$ 7.08	$ 47.18	$ 5.93	$ 1.05	$ 6.02	$ 60.17	$ 3.53	$ 0.62	$ 2.04	$ 66.37
4a	Commercial and Multi-family Yard Trimmings	Source-separated Yard Trimmings	35-gallon Cart	4 pick-up per week	$ 48.46	$ 8.55	$ 57.01	$ 7.91	$ 1.40	$ 7.37	$ 73.68	$ 4.32	$ 0.76	$ 2.50	$ 81.27
4a	Commercial and Multi-family Yard Trimmings	Source-separated Yard Trimmings	35-gallon Cart	5 pick-up per week	$ 56.39	$ 9.95	$ 66.34	$ 9.89	$ 1.74	$ 8.66	$ 86.64	$ 5.09	$ 0.89	$ 2.94	$ 95.56
4a	Commercial and Multi-family Yard Trimmings	Source-separated Yard Trimmings	35-gallon Cart	6 pick-up per week	$ 63.91	$ 11.28	$ 75.19	$ 11.86	$ 2.09	$ 9.91	$ 99.05	$ 5.81	$ 1.02	$ 3.37	$ 109.25
4b	Commercial and Multi-family Yard Trimmings	Source-separated Yard Trimmings	65-gallon Cart	1 pick-up per week	$ 26.11	$ 4.61	$ 30.71	$ 3.67	$ 0.65	$ 3.89	$ 38.93	$ 2.28	$ 0.40	$ 1.32	$ 42.94
4b	Commercial and Multi-family Yard Trimmings	Source-separated Yard Trimmings	65-gallon Cart	2 pick-up per week	$ 35.09	$ 6.19	$ 41.28	$ 7.34	$ 1.30	$ 5.55	$ 55.47	$ 3.26	$ 0.57	$ 1.88	$ 61.18
4b	Commercial and Multi-family Yard Trimmings	Source-separated Yard Trimmings	65-gallon Cart	3 pick-up per week	$ 40.10	$ 7.08	$ 47.18	$ 11.02	$ 1.94	$ 6.68	$ 66.82	$ 3.92	$ 0.69	$ 2.27	$ 73.70
4b	Commercial and Multi-family Yard Trimmings	Source-separated Yard Trimmings	65-gallon Cart	4 pick-up per week	$ 48.46	$ 8.55	$ 57.01	$ 14.69	$ 2.59	$ 8.25	$ 82.54	$ 4.84	$ 0.85	$ 2.80	$ 91.04
4b	Commercial and Multi-family Yard Trimmings	Source-separated Yard Trimmings	65-gallon Cart	5 pick-up per week	$ 56.39	$ 9.95	$ 66.34	$ 18.36	$ 3.24	$ 9.77	$ 97.72	$ 5.74	$ 1.01	$ 3.32	$ 107.78
4b	Commercial and Multi-family Yard Trimmings	Source-separated Yard Trimmings	65-gallon Cart	6 pick-up per week	$ 63.91	$ 11.28	$ 75.19	$ 22.03	$ 3.89	$ 11.23	$ 112.35	$ 6.59	$ 1.16	$ 3.82	$ 123.91
4c	Commercial and Multi-family Yard Trimmings	Source-separated Yard Trimmings	1 Cubic Yard Bin	1 pick-up per week	$ 26.11	$ 4.61	$ 30.71	$ 5.37	$ 0.95	$ 4.11	$ 41.14	$ 2.41	$ 0.42	$ 1.40	$ 45.38
4c	Commercial and Multi-family Yard Trimmings	Source-separated Yard Trimmings	1 Cubic Yard Bin	2 pick-up per week	$ 35.09	$ 6.19	$ 41.28	$ 10.73	$ 1.89	$ 5.99	$ 59.90	$ 3.52	$ 0.62	$ 2.04	$ 66.07
4c	Commercial and Multi-family Yard Trimmings	Source-separated Yard Trimmings	1 Cubic Yard Bin	3 pick-up per week	$ 40.10	$ 7.08	$ 47.18	$ 16.10	$ 2.84	$ 7.35	$ 73.47	$ 4.31	$ 0.76	$ 2.50	$ 81.03
4c	Commercial and Multi-family Yard Trimmings	Source-separated Yard Trimmings	1 Cubic Yard Bin	4 pick-up per week	$ 48.46	$ 8.55	$ 57.01	$ 21.47	$ 3.79	$ 9.14	$ 91.40	$ 5.36	$ 0.94	$ 3.11	$ 100.82
4c	Commercial and Multi-family Yard Trimmings	Source-separated Yard Trimmings	1 Cubic Yard Bin	5 pick-up per week	$ 56.39	$ 9.95	$ 66.34	$ 26.84	$ 4.74	$ 10.88	$ 108.79	$ 6.39	$ 1.12	$ 3.70	$ 120.00
4c	Commercial and Multi-family Yard Trimmings	Source-separated Yard Trimmings	1 Cubic Yard Bin	6 pick-up per week	$ 63.91	$ 11.28	$ 75.19	$ 32.20	$ 5.68	$ 12.56	$ 125.64	$ 7.37	$ 1.29	$ 4.27	$ 138.58
4d	Commercial and Multi-family Yard Trimmings	Source-separated Yard Trimmings	1.5 Cubic Yard Bin	1 pick-up per week	$ 20.89	$ 3.69	$ 24.57	$ 11.41	$ 2.01	$ 4.22	$ 42.22	$ 2.48	$ 0.43	$ 1.43	$ 46.57
4d	Commercial and Multi-family Yard Trimmings	Source-separated Yard Trimmings	1.5 Cubic Yard Bin	2 pick-up per week	$ 28.07	$ 4.95	$ 33.02	$ 22.82	$ 4.03	$ 6.65	$ 66.53	$ 3.90	$ 0.69	$ 2.26	$ 73.38
4d	Commercial and Multi-family Yard Trimmings	Source-separated Yard Trimmings	1.5 Cubic Yard Bin	3 pick-up per week	$ 32.08	$ 5.66	$ 37.74	$ 34.24	$ 6.04	$ 8.67	$ 86.69	$ 5.09	$ 0.89	$ 2.95	$ 95.62
4d	Commercial and Multi-family Yard Trimmings	Source-separated Yard Trimmings	1.5 Cubic Yard Bin	4 pick-up per week	$ 38.76	$ 6.84	$ 45.60	$ 45.65	$ 8.06	$ 11.03	$ 110.34	$ 6.48	$ 1.14	$ 3.75	$ 121.71
4d	Commercial and Multi-family Yard Trimmings	Source-separated Yard Trimmings	1.5 Cubic Yard Bin	5 pick-up per week	$ 45.11	$ 7.96	$ 53.07	$ 57.06	$ 10.07	$ 13.36	$ 133.56	$ 7.84	$ 1.38	$ 4.54	$ 147.32
4d	Commercial and Multi-family Yard Trimmings	Source-separated Yard Trimmings	1.5 Cubic Yard Bin	6 pick-up per week	$ 51.13	$ 9.02	$ 60.15	$ 68.47	$ 12.08	$ 15.63	$ 156.34	$ 9.18	$ 1.61	$ 5.31	$ 172.44
4e	Commercial and Multi-family Yard Trimmings	Source-separated Yard Trimmings	2 Cubic Yard Bin	1 pick-up per week	$ 20.89	$ 3.69	$ 24.57	$ 17.12	$ 3.02	$ 4.97	$ 49.68	$ 2.92	$ 0.51	$ 1.69	$ 54.79
4e	Commercial and Multi-family Yard Trimmings	Source-separated Yard Trimmings	2 Cubic Yard Bin	2 pick-up per week	$ 28.07	$ 4.95	$ 33.02	$ 34.24	$ 6.04	$ 8.14	$ 81.45	$ 4.78	$ 0.84	$ 2.77	$ 89.84
4e	Commercial and Multi-family Yard Trimmings	Source-separated Yard Trimmings	2 Cubic Yard Bin	3 pick-up per week	$ 32.08	$ 5.66	$ 37.74	$ 51.36	$ 9.06	$ 10.91	$ 109.07	$ 6.40	$ 1.12	$ 3.71	$ 120.30
4e	Commercial and Multi-family Yard Trimmings	Source-separated Yard Trimmings	2 Cubic Yard Bin	4 pick-up per week	$ 38.76	$ 6.84	$ 45.60	$ 68.47	$ 12.08	$ 14.02	$ 140.18	$ 8.23	$ 1.44	$ 4.76	$ 154.62
4e	Commercial and Multi-family Yard Trimmings	Source-separated Yard Trimmings	2 Cubic Yard Bin	5 pick-up per week	$ 45.11	$ 7.96	$ 53.07	$ 85.59	$ 15.10	$ 17.09	$ 170.86	$ 10.03	$ 1.76	$ 5.81	$ 188.45
4e	Commercial and Multi-family Yard Trimmings	Source-separated Yard Trimmings	2 Cubic Yard Bin	6 pick-up per week	$ 51.13	$ 9.02	$ 60.15	$ 102.71	$ 18.13	$ 20.11	$ 201.10	$ 11.80	$ 2.07	$ 6.83	$ 221.81
4f	Commercial and Multi-family Yard Trimmings	Source-separated Yard Trimmings	3 Cubic Yard Bin	1 pick-up per week	$ 26.85	$ 4.74	$ 31.59	$ 34.24	$ 6.04	$ 7.99	$ 79.86	$ 4.69	$ 0.82	$ 2.71	$ 88.08
4f	Commercial and Multi-family Yard Trimmings	Source-separated Yard Trimmings	3 Cubic Yard Bin	2 pick-up per week	$ 36.09	$ 6.37	$ 42.46	$ 68.47	$ 12.08	$ 13.67	$ 136.69	$ 8.02	$ 1.41	$ 4.64	$ 150.76
4f	Commercial and Multi-family Yard Trimmings	Source-separated Yard Trimmings	3 Cubic Yard Bin	3 pick-up per week	$ 41.25	$ 7.28	$ 48.53	$ 102.71	$ 18.13	$ 18.82	$ 188.18	$ 11.05	$ 1.94	$ 6.39	$ 207.56
4f	Commercial and Multi-family Yard Trimmings	Source-separated Yard Trimmings	3 Cubic Yard Bin	4 pick-up per week	$ 49.84	$ 8.80	$ 58.63	$ 136.95	$ 24.17	$ 24.42	$ 244.17	$ 14.33	$ 2.51	$ 8.30	$ 269.31
4f	Commercial and Multi-family Yard Trimmings	Source-separated Yard Trimmings	3 Cubic Yard Bin	5 pick-up per week	$ 58.00	$ 10.24	$ 68.24	$ 171.19	$ 30.21	$ 29.96	$ 299.59	$ 17.58	$ 3.09	$ 10.18	$ 330.44
4f	Commercial and Multi-family Yard Trimmings	Source-separated Yard Trimmings	3 Cubic Yard Bin	6 pick-up per week	$ 65.74	$ 11.60	$ 77.34	$ 205.42	$ 36.25	$ 35.45	$ 354.46	$ 20.80	$ 3.65	$ 12.04	$ 390.96
4g	Commercial and Multi-family Yard Trimmings	Source-separated Yard Trimmings	4 Cubic Yard Bin	1 pick-up per week	$ 35.80	$ 6.32	$ 42.12	$ 45.65	$ 8.06	$ 10.65	$ 106.48	$ 6.25	$ 1.10	$ 3.62	$ 117.44

4g	Commercial and Multi-family Yard Trimmings	Source-separated Yard Trimmings	4 Cubic Yard Bin	2 pick-up per week	$ 48.12	$ 8.49	$ 56.61	$ 91.30	$ 16.11	$ 18.22	$ 182.25	$ 10.70	$ 1.88	$ 6.19	$ 201.02
4g	Commercial and Multi-family Yard Trimmings	Source-separated Yard Trimmings	4 Cubic Yard Bin	3 pick-up per week	$ 55.00	$ 9.71	$ 64.70	$ 136.95	$ 24.17	$ 25.09	$ 250.91	$ 14.73	$ 2.58	$ 8.53	$ 276.74
4g	Commercial and Multi-family Yard Trimmings	Source-separated Yard Trimmings	4 Cubic Yard Bin	4 pick-up per week	$ 66.45	$ 11.73	$ 78.18	$ 182.60	$ 32.22	$ 32.56	$ 325.56	$ 19.11	$ 3.35	$ 11.06	$ 359.08
4g	Commercial and Multi-family Yard Trimmings	Source-separated Yard Trimmings	4 Cubic Yard Bin	5 pick-up per week	$ 77.34	$ 13.65	$ 90.99	$ 228.25	$ 40.28	$ 39.95	$ 399.46	$ 23.45	$ 4.11	$ 13.57	$ 440.59
4g	Commercial and Multi-family Yard Trimmings	Source-separated Yard Trimmings	4 Cubic Yard Bin	6 pick-up per week	$ 87.65	$ 15.47	$ 103.12	$ 273.90	$ 48.33	$ 47.26	$ 472.61	$ 27.74	$ 4.87	$ 16.06	$ 521.28

5. Commercial and Multi-Family Co-collected Food Scraps and Yard Trimmings and Stable Bedding and Manure

Note: Co-collected Food Scraps and Yard Trimmings will only be collected in 35-gal, 65-gal, 1-yard, 1.5 yard, and 2-yard containers. Co-collected Food Scraps and Yard Trimmings will not be collected as part of split bin service.

					Collection Component (85% Labor and 15% Fuel)			Processing Component							
#	Sector/Stream	Description	Size	Frequency of Collection	Labor	Fuel	Collection	Composting	Disposal Component	Non-escalating Capital Component	Total Base Rate	Lake Forest Regulatory Compliance Cost Component	Lake Forest Procurement Cost Component	Lake Forest Pavement Impact Cost Component	Total Lake Forest Rate
5a	Commercial and Multi-family Co-collected Food Scraps and Yard Trimmings	Co-collected Food Scraps and Yard Trimmings	35-gallon Cart	1 pick-up per week	$ 26.11	$ 4.61	$ 30.71	$ 1.98	$ 0.35	$ 3.67	$ 36.71	$ 2.15	$ 0.38	$ 1.25	$ 40.49
5a	Commercial and Multi-family Co-collected Food Scraps and Yard Trimmings	Co-collected Food Scraps and Yard Trimmings	35-gallon Cart	2 pick-up per week	$ 35.09	$ 6.19	$ 41.28	$ 3.95	$ 0.70	$ 5.10	$ 51.04	$ 3.00	$ 0.53	$ 1.73	$ 56.29
5a	Commercial and Multi-family Co-collected Food Scraps and Yard Trimmings	Co-collected Food Scraps and Yard Trimmings	35-gallon Cart	3 pick-up per week	$ 40.10	$ 7.08	$ 47.18	$ 5.93	$ 1.05	$ 6.02	$ 60.17	$ 3.53	$ 0.62	$ 2.04	$ 66.37
5a	Commercial and Multi-family Co-collected Food Scraps and Yard Trimmings	Co-collected Food Scraps and Yard Trimmings	35-gallon Cart	4 pick-up per week	$ 48.46	$ 8.55	$ 57.01	$ 7.91	$ 1.40	$ 7.37	$ 73.68	$ 4.32	$ 0.76	$ 2.50	$ 81.27
5a	Commercial and Multi-family Co-collected Food Scraps and Yard Trimmings	Co-collected Food Scraps and Yard Trimmings	35-gallon Cart	5 pick-up per week	$ 56.39	$ 9.95	$ 66.34	$ 9.89	$ 1.74	$ 8.66	$ 86.64	$ 5.09	$ 0.89	$ 2.94	$ 95.56
5a	Commercial and Multi-family Co-collected Food Scraps and Yard Trimmings	Co-collected Food Scraps and Yard Trimmings	35-gallon Cart	6 pick-up per week	$ 63.91	$ 11.28	$ 75.19	$ 11.86	$ 2.09	$ 9.91	$ 99.05	$ 5.81	$ 1.02	$ 3.37	$ 109.25
5b	Commercial and Multi-family Co-collected Food Scraps and Yard Trimmings	Co-collected Food Scraps and Yard Trimmings	65-gallon Cart	1 pick-up per week	$ 26.11	$ 4.61	$ 30.71	$ 3.67	$ 0.65	$ 3.89	$ 38.93	$ 2.28	$ 0.40	$ 1.32	$ 42.94
5b	Commercial and Multi-family Co-collected Food Scraps and Yard Trimmings	Co-collected Food Scraps and Yard Trimmings	65-gallon Cart	2 pick-up per week	$ 35.09	$ 6.19	$ 41.28	$ 7.34	$ 1.30	$ 5.55	$ 55.47	$ 3.26	$ 0.57	$ 1.88	$ 61.18
5b	Commercial and Multi-family Co-collected Food Scraps and Yard Trimmings	Co-collected Food Scraps and Yard Trimmings	65-gallon Cart	3 pick-up per week	$ 40.10	$ 7.08	$ 47.18	$ 11.02	$ 1.94	$ 6.68	$ 66.82	$ 3.92	$ 0.69	$ 2.27	$ 73.70
5b	Commercial and Multi-family Co-collected Food Scraps and Yard Trimmings	Co-collected Food Scraps and Yard Trimmings	65-gallon Cart	4 pick-up per week	$ 48.46	$ 8.55	$ 57.01	$ 14.69	$ 2.59	$ 8.25	$ 82.54	$ 4.84	$ 0.85	$ 2.80	$ 91.04
5b	Commercial and Multi-family Co-collected Food Scraps and Yard Trimmings	Co-collected Food Scraps and Yard Trimmings	65-gallon Cart	5 pick-up per week	$ 56.39	$ 9.95	$ 66.34	$ 18.36	$ 3.24	$ 9.77	$ 97.72	$ 5.74	$ 1.01	$ 3.32	$ 107.78
5b	Commercial and Multi-family Co-collected Food Scraps and Yard Trimmings	Co-collected Food Scraps and Yard Trimmings	65-gallon Cart	6 pick-up per week	$ 63.91	$ 11.28	$ 75.19	$ 22.03	$ 3.89	$ 11.23	$ 112.35	$ 6.59	$ 1.16	$ 3.82	$ 123.91
5c	Commercial and Multi-family Co-collected Food Scraps and Yard Trimmings	Co-collected Food Scraps and Yard Trimmings	1 Cubic Yard Bin	1 pick-up per week	$ 26.11	$ 4.61	$ 30.71	$ 5.37	$ 0.95	$ 4.11	$ 41.14	$ 2.41	$ 0.42	$ 1.40	$ 45.38
5c	Commercial and Multi-family Co-collected Food Scraps and Yard Trimmings	Co-collected Food Scraps and Yard Trimmings	1 Cubic Yard Bin	2 pick-up per week	$ 35.09	$ 6.19	$ 41.28	$ 10.73	$ 1.89	$ 5.99	$ 59.90	$ 3.52	$ 0.62	$ 2.04	$ 66.07
5c	Commercial and Multi-family Co-collected Food Scraps and Yard Trimmings	Co-collected Food Scraps and Yard Trimmings	1 Cubic Yard Bin	3 pick-up per week	$ 40.10	$ 7.08	$ 47.18	$ 16.10	$ 2.84	$ 7.35	$ 73.47	$ 4.31	$ 0.76	$ 2.50	$ 81.03
5c	Commercial and Multi-family Co-collected Food Scraps and Yard Trimmings	Co-collected Food Scraps and Yard Trimmings	1 Cubic Yard Bin	4 pick-up per week	$ 48.46	$ 8.55	$ 57.01	$ 21.47	$ 3.79	$ 9.14	$ 91.40	$ 5.36	$ 0.94	$ 3.11	$ 100.82
5c	Commercial and Multi-family Co-collected Food Scraps and Yard Trimmings	Co-collected Food Scraps and Yard Trimmings	1 Cubic Yard Bin	5 pick-up per week	$ 56.39	$ 9.95	$ 66.34	$ 26.84	$ 4.74	$ 10.88	$ 108.79	$ 6.39	$ 1.12	$ 3.70	$ 120.00
5c	Commercial and Multi-family Co-collected Food Scraps and Yard Trimmings	Co-collected Food Scraps and Yard Trimmings	1 Cubic Yard Bin	6 pick-up per week	$ 63.91	$ 11.28	$ 75.19	$ 32.20	$ 5.68	$ 12.56	$ 125.64	$ 7.37	$ 1.29	$ 4.27	$ 138.58
5d	Commercial and Multi-family Co-collected Food Scraps and Yard Trimmings	Co-collected Food Scraps and Yard Trimmings	1.5 Cubic Yard Bin	1 pick-up per week	$ 20.89	$ 3.69	$ 24.57	$ 11.41	$ 2.01	$ 4.22	$ 42.22	$ 2.48	$ 0.43	$ 1.43	$ 46.57
5d	Commercial and Multi-family Co-collected Food Scraps and Yard Trimmings	Co-collected Food Scraps and Yard Trimmings	1.5 Cubic Yard Bin	2 pick-up per week	$ 28.07	$ 4.95	$ 33.02	$ 22.82	$ 4.03	$ 6.65	$ 66.53	$ 3.90	$ 0.69	$ 2.26	$ 73.38
5d	Commercial and Multi-family Co-collected Food Scraps and Yard Trimmings	Co-collected Food Scraps and Yard Trimmings	1.5 Cubic Yard Bin	3 pick-up per week	$ 32.08	$ 5.66	$ 37.74	$ 34.24	$ 6.04	$ 8.67	$ 86.69	$ 5.09	$ 0.89	$ 2.95	$ 95.62
5d	Commercial and Multi-family Co-collected Food Scraps and Yard Trimmings	Co-collected Food Scraps and Yard Trimmings	1.5 Cubic Yard Bin	4 pick-up per week	$ 38.76	$ 6.84	$ 45.60	$ 45.65	$ 8.06	$ 11.03	$ 110.34	$ 6.48	$ 1.14	$ 3.75	$ 121.71
5d	Commercial and Multi-family Co-collected Food Scraps and Yard Trimmings	Co-collected Food Scraps and Yard Trimmings	1.5 Cubic Yard Bin	5 pick-up per week	$ 45.11	$ 7.96	$ 53.07	$ 57.06	$ 10.07	$ 13.36	$ 133.56	$ 7.84	$ 1.38	$ 4.54	$ 147.32
5d	Commercial and Multi-family Co-collected Food Scraps and Yard Trimmings	Co-collected Food Scraps and Yard Trimmings	1.5 Cubic Yard Bin	6 pick-up per week	$ 51.13	$ 9.02	$ 60.15	$ 68.47	$ 12.08	$ 15.63	$ 156.34	$ 9.18	$ 1.61	$ 5.31	$ 172.44
5e	Commercial and Multi-family Co-collected Food Scraps and Yard Trimmings	Co-collected Food Scraps and Yard Trimmings	2 Cubic Yard Bin	1 pick-up per week	$ 20.89	$ 3.69	$ 24.57	$ 17.12	$ 3.02	$ 4.97	$ 49.68	$ 2.92	$ 0.51	$ 1.69	$ 54.79
5e	Commercial and Multi-family Co-collected Food Scraps and Yard Trimmings	Co-collected Food Scraps and Yard Trimmings	2 Cubic Yard Bin	2 pick-up per week	$ 28.07	$ 4.95	$ 33.02	$ 34.24	$ 6.04	$ 8.14	$ 81.45	$ 4.78	$ 0.84	$ 2.77	$ 89.84

5e	Commercial and Multi-family Co-collected Food Scraps and Yard Trimmings	Co-collected Food Scraps and Yard Trimmings	2 Cubic Yard Bin	3 pick-up per week	$ 32.08	$ 5.66	$ 37.74	$ 51.36	$ 9.06	$ 10.91	$ 109.07	$ 6.40	$ 1.12	$ 3.71	$ 120.30
5e	Commercial and Multi-family Co-collected Food Scraps and Yard Trimmings	Co-collected Food Scraps and Yard Trimmings	2 Cubic Yard Bin	4 pick-up per week	$ 38.76	$ 6.84	$ 45.60	$ 68.47	$ 12.08	$ 14.02	$ 140.18	$ 8.23	$ 1.44	$ 4.76	$ 154.62
5e	Commercial and Multi-family Co-collected Food Scraps and Yard Trimmings	Co-collected Food Scraps and Yard Trimmings	2 Cubic Yard Bin	5 pick-up per week	$ 45.11	$ 7.96	$ 53.07	$ 85.59	$ 15.10	$ 17.09	$ 170.86	$ 10.03	$ 1.76	$ 5.81	$ 188.45
5e	Commercial and Multi-family Co-collected Food Scraps and Yard Trimmings	Co-collected Food Scraps and Yard Trimmings	2 Cubic Yard Bin	6 pick-up per week	$ 51.13	$ 9.02	$ 60.15	$ 102.71	$ 18.13	$ 20.11	$ 201.10	$ 11.80	$ 2.07	$ 6.83	$ 221.81

Attachment D.2 - Maximum Rates to be Charged Assuming NO Cross-Jurisdictional Efficiencies between Lake Forest and Laguna Hills - LAKE FOREST ONLY RATES

Fill in the rates proposed as the maximum rates to LAKE FOREST customers below for each level of service assuming NO cross-jurisdictional routing efficiencies between the two cities (Laguna Hills and Lake Forest) and assuming that all Commercial and Multi-family Divertible Materials (i.e. Single-stream Recyclables, Food Scraps and Yard Trimmings) will be provided at a collection rate that is half the cost of equivalent MSW service. MSW rates may include any costs that are not recovered by offering Divertible Materials collection programs at the 50% reduced rate as requested by the City. Rates must be broken down to show the collection cost, disposal cost and capital costs (the capital component will not be escalated). The procedure for adjusting costs throughout the term of the contract appears in **Article 14** of the Agreement. A sample calculation is shown in **Attachment J**. The disposal portion will only be adjusted as that cost actually changes. Disposal costs are a pass through cost and cannot include any mark up, overhead or administrative costs. As the amount of material being collected and handled is increasingly shifting into diversion, providing diversion services at no charge is no longer feasible and therefore is not permitted in this form. Best practices have identified that a Divertible materials collection rate that is 50% of the MSW rate obtains optimal generator participation. As noted in Section 6. MSW Rate Sheet commercial MSW rates may include any costs that are not recovered by offering Divertible Materials collection programs at 50% the rate for MSW. The rate proposed for collection of commercial, multi-family, temporary bin, temporary roll off, permanent roll off and compactor customers for divertible materials must be 50% lower than the rate proposed for collection of MSW materials.

Rates must be submitted in 2025 dollars.

This form will become part of Attachment D.1 to the final Agreement.

6. Commercial and Multi-Family MSW Route Service - MSW Hauled directly to the landfill

#	Sector/Stream	Description	Size	Frequency of Collection	Collection Component (85% Labor and 15% Fuel)			Disposal Component	Non-escalating Capital Component	Total Base Rate	Lake Forest Regulatory Compliance Cost	Lake Forest Procurement Cost	Lake Forest Pavement Impact Cost Component	Total Lake Forest Rate
					Labor	Fuel	Collection							
6a	Commercial and Multi-family MSW to Landfill	MSW Hauled to Directly to the Landfill	35-gallon Cart	1 pick-up per week	$ 52.21	$ 9.21	$ 61.43	$ 4.65	$ 7.34	$ 73.42	$ 4.31	$ 0.76	$ 2.50	$ 80.98
6a	Commercial and Multi-family MSW to Landfill	MSW Hauled to Directly to the Landfill	35-gallon Cart	2 pick-up per week	$ 70.18	$ 12.38	$ 82.56	$ 9.31	$ 10.21	$ 102.07	$ 5.99	$ 1.05	$ 3.47	$ 112.58
6a	Commercial and Multi-family MSW to Landfill	MSW Hauled to Directly to the Landfill	35-gallon Cart	3 pick-up per week	$ 80.20	$ 14.15	$ 94.36	$ 13.96	$ 12.03	$ 120.35	$ 7.06	$ 1.24	$ 4.09	$ 132.74
6a	Commercial and Multi-family MSW to Landfill	MSW Hauled to Directly to the Landfill	35-gallon Cart	4 pick-up per week	$ 96.91	$ 17.10	$ 114.01	$ 18.61	$ 14.74	$ 147.36	$ 8.65	$ 1.52	$ 5.01	$ 162.53
6a	Commercial and Multi-family MSW to Landfill	MSW Hauled to Directly to the Landfill	35-gallon Cart	5 pick-up per week	$ 112.78	$ 19.90	$ 132.69	$ 23.26	$ 17.33	$ 173.28	$ 10.17	$ 1.78	$ 5.89	$ 191.12
6a	Commercial and Multi-family MSW to Landfill	MSW Hauled to Directly to the Landfill	35-gallon Cart	6 pick-up per week	$ 127.82	$ 22.56	$ 150.38	$ 27.92	$ 19.81	$ 198.10	$ 11.63	$ 2.04	$ 6.73	$ 218.50
6b	Commercial and Multi-family MSW to Landfill	MSW Hauled to Directly to the Landfill	65-gallon Cart	1 pick-up per week	$ 52.21	$ 9.21	$ 61.43	$ 8.64	$ 7.79	$ 77.86	$ 4.57	$ 0.80	$ 2.65	$ 85.87
6b	Commercial and Multi-family MSW to Landfill	MSW Hauled to Directly to the Landfill	65-gallon Cart	2 pick-up per week	$ 70.18	$ 12.38	$ 82.56	$ 17.28	$ 11.09	$ 110.94	$ 6.51	$ 1.14	$ 3.77	$ 122.36
6b	Commercial and Multi-family MSW to Landfill	MSW Hauled to Directly to the Landfill	65-gallon Cart	3 pick-up per week	$ 80.20	$ 14.15	$ 94.36	$ 25.92	$ 13.36	$ 133.64	$ 7.84	$ 1.38	$ 4.54	$ 147.40
6b	Commercial and Multi-family MSW to Landfill	MSW Hauled to Directly to the Landfill	65-gallon Cart	4 pick-up per week	$ 96.91	$ 17.10	$ 114.01	$ 34.56	$ 16.51	$ 165.08	$ 9.69	$ 1.70	$ 5.61	$ 182.08
6b	Commercial and Multi-family MSW to Landfill	MSW Hauled to Directly to the Landfill	65-gallon Cart	5 pick-up per week	$ 112.78	$ 19.90	$ 132.69	$ 43.20	$ 19.54	$ 195.43	$ 11.47	$ 2.01	$ 6.64	$ 215.56
6b	Commercial and Multi-family MSW to Landfill	MSW Hauled to Directly to the Landfill	65-gallon Cart	6 pick-up per week	$ 127.82	$ 22.56	$ 150.38	$ 51.84	$ 22.47	$ 224.69	$ 13.19	$ 2.31	$ 7.64	$ 247.83
6c	Commercial and Multi-family MSW to Landfill	MSW Hauled to Directly to the Landfill	95-gallon Cart	1 pick-up per week	$ 52.21	$ 9.21	$ 61.43	$ 12.63	$ 8.23	$ 82.29	$ 4.83	$ 0.85	$ 2.80	$ 90.76
6c	Commercial and Multi-family MSW to Landfill	MSW Hauled to Directly to the Landfill	95-gallon Cart	2 pick-up per week	$ 70.18	$ 12.38	$ 82.56	$ 25.26	$ 11.98	$ 119.80	$ 7.03	$ 1.23	$ 4.07	$ 132.13
6c	Commercial and Multi-family MSW to Landfill	MSW Hauled to Directly to the Landfill	95-gallon Cart	3 pick-up per week	$ 80.20	$ 14.15	$ 94.36	$ 37.89	$ 14.69	$ 146.93	$ 8.62	$ 1.51	$ 4.99	$ 162.07
6c	Commercial and Multi-family MSW to Landfill	MSW Hauled to Directly to the Landfill	95-gallon Cart	4 pick-up per week	$ 96.91	$ 17.10	$ 114.01	$ 50.51	$ 18.28	$ 182.81	$ 10.73	$ 1.88	$ 6.21	$ 201.63
6c	Commercial and Multi-family MSW to Landfill	MSW Hauled to Directly to the Landfill	95-gallon Cart	5 pick-up per week	$ 112.78	$ 19.90	$ 132.69	$ 63.14	$ 21.76	$ 217.59	$ 12.77	$ 2.24	$ 7.39	$ 240.00
6c	Commercial and Multi-family MSW to Landfill	MSW Hauled to Directly to the Landfill	95-gallon Cart	6 pick-up per week	$ 127.82	$ 22.56	$ 150.38	$ 75.77	$ 25.13	$ 251.28	$ 14.75	$ 2.59	$ 8.54	$ 277.15
6d	Commercial and Multi-family MSW to Landfill	MSW Hauled to Directly to the Landfill	1 Cubic Yard Bin (standalone or half of 2-yard split bin)	1 pick-up per week	$ 41.77	$ 7.37	$ 49.14	$ 26.85	$ 8.44	$ 84.44	$ 4.96	$ 0.87	$ 2.87	$ 93.13
6d	Commercial and Multi-family MSW to Landfill	MSW Hauled to Directly to the Landfill	1 Cubic Yard Bin (standalone or half of 2-yard split bin)	2 pick-up per week	$ 56.14	$ 9.91	$ 66.05	$ 53.71	$ 13.31	$ 133.06	$ 7.81	$ 1.37	$ 4.52	$ 146.76
6d	Commercial and Multi-family MSW to Landfill	MSW Hauled to Directly to the Landfill	1 Cubic Yard Bin (standalone or half of 2-yard split bin)	3 pick-up per week	$ 64.16	$ 11.32	$ 75.48	$ 80.56	$ 17.34	$ 173.38	$ 10.18	$ 1.79	$ 5.89	$ 191.23
6d	Commercial and Multi-family MSW to Landfill	MSW Hauled to Directly to the Landfill	1 Cubic Yard Bin (standalone or half of 2-yard split bin)	4 pick-up per week	$ 77.53	$ 13.68	$ 91.21	$ 107.41	$ 22.07	$ 220.69	$ 12.95	$ 2.27	$ 7.50	$ 243.41
6d	Commercial and Multi-family MSW to Landfill	MSW Hauled to Directly to the Landfill	1 Cubic Yard Bin (standalone or half of 2-yard split bin)	5 pick-up per week	$ 90.23	$ 15.92	$ 106.15	$ 134.26	$ 26.71	$ 267.13	$ 15.68	$ 2.75	$ 9.08	$ 294.63
6d	Commercial and Multi-family MSW to Landfill	MSW Hauled to Directly to the Landfill	1 Cubic Yard Bin (standalone or half of 2-yard split bin)	6 pick-up per week	$ 102.26	$ 18.05	$ 120.30	$ 161.12	$ 31.27	$ 312.69	$ 18.35	$ 3.22	$ 10.63	$ 344.89
6e	Commercial and Multi-family MSW to Landfill	MSW Hauled to Directly to the Landfill	1.5 Cubic Yard Bin (standalone or half of 3-yard split bin)	1 pick-up per week	$ 41.77	$ 7.37	$ 49.14	$ 40.28	$ 9.94	$ 99.36	$ 5.83	$ 1.02	$ 3.38	$ 109.59
6e	Commercial and Multi-family MSW to Landfill	MSW Hauled to Directly to the Landfill	1.5 Cubic Yard Bin (standalone or half of 3-yard split bin)	2 pick-up per week	$ 56.14	$ 9.91	$ 66.05	$ 80.56	$ 16.29	$ 162.90	$ 9.56	$ 1.68	$ 5.54	$ 179.67
6e	Commercial and Multi-family MSW to Landfill	MSW Hauled to Directly to the Landfill	1.5 Cubic Yard Bin (standalone or half of 3-yard split bin)	3 pick-up per week	$ 64.16	$ 11.32	$ 75.48	$ 120.84	$ 21.81	$ 218.13	$ 12.80	$ 2.25	$ 7.41	$ 240.60
6e	Commercial and Multi-family MSW to Landfill	MSW Hauled to Directly to the Landfill	1.5 Cubic Yard Bin (standalone or half of 3-yard split bin)	4 pick-up per week	$ 77.53	$ 13.68	$ 91.21	$ 161.12	$ 28.04	$ 280.36	$ 16.46	$ 2.89	$ 9.53	$ 309.23
6e	Commercial and Multi-family MSW to Landfill	MSW Hauled to Directly to the Landfill	1.5 Cubic Yard Bin (standalone or half of 3-yard split bin)	5 pick-up per week	$ 90.23	$ 15.92	$ 106.15	$ 201.39	$ 34.17	$ 341.72	$ 20.06	$ 3.52	$ 11.61	$ 376.90
6e	Commercial and Multi-family MSW to Landfill	MSW Hauled to Directly to the Landfill	1.5 Cubic Yard Bin (standalone or half of 3-yard split bin)	6 pick-up per week	$ 102.26	$ 18.05	$ 120.30	$ 241.67	$ 40.22	$ 402.20	$ 23.61	$ 4.14	$ 13.67	$ 443.61
6f	Commercial and Multi-family MSW to Landfill	MSW Hauled to Directly to the Landfill	2 Cubic Yard Bin (standalone or half of 4-yard split bin)	1 pick-up per week	$ 41.77	$ 7.37	$ 49.14	$ 53.71	$ 11.43	$ 114.28	$ 6.71	$ 1.18	$ 3.88	$ 126.04

6f	Commercial and Multi-family MSW to Landfill	MSW Hauled to Directly to the Landfill	2 Cubic Yard Bin (standalone or half of 4-yard split bin)	2 pick-up per week	$ 56.14	$ 9.91	$ 66.05	$ 107.41	$ 19.27	$ 192.73	$ 11.31	$ 1.98	$ 6.55	$ 212.58
6f	Commercial and Multi-family MSW to Landfill	MSW Hauled to Directly to the Landfill	2 Cubic Yard Bin (standalone or half of 4-yard split bin)	3 pick-up per week	$ 64.16	$ 11.32	$ 75.48	$ 161.12	$ 26.29	$ 262.89	$ 15.43	$ 2.71	$ 8.93	$ 289.96
6f	Commercial and Multi-family MSW to Landfill	MSW Hauled to Directly to the Landfill	2 Cubic Yard Bin (standalone or half of 4-yard split bin)	4 pick-up per week	$ 77.53	$ 13.68	$ 91.21	$ 214.82	$ 34.00	$ 340.03	$ 19.96	$ 3.50	$ 11.55	$ 375.05
6f	Commercial and Multi-family MSW to Landfill	MSW Hauled to Directly to the Landfill	2 Cubic Yard Bin (standalone or half of 4-yard split bin)	5 pick-up per week	$ 90.23	$ 15.92	$ 106.15	$ 268.53	$ 41.63	$ 416.31	$ 24.44	$ 4.29	$ 14.15	$ 459.18
6f	Commercial and Multi-family MSW to Landfill	MSW Hauled to Directly to the Landfill	2 Cubic Yard Bin (standalone or half of 4-yard split bin)	6 pick-up per week	$ 102.26	$ 18.05	$ 120.30	$ 322.23	$ 49.17	$ 491.70	$ 28.86	$ 5.06	$ 16.71	$ 542.34
6g	Commercial and Multi-family MSW to Landfill	MSW Hauled to Directly to the Landfill	3 Cubic Yard Bin	1 pick-up per week	$ 53.71	$ 9.48	$ 63.18	$ 80.56	$ 15.97	$ 159.71	$ 9.37	$ 1.64	$ 5.43	$ 176.16
6g	Commercial and Multi-family MSW to Landfill	MSW Hauled to Directly to the Landfill	3 Cubic Yard Bin	2 pick-up per week	$ 72.18	$ 12.74	$ 84.92	$ 161.12	$ 27.34	$ 273.37	$ 16.05	$ 2.82	$ 9.29	$ 301.52
6g	Commercial and Multi-family MSW to Landfill	MSW Hauled to Directly to the Landfill	3 Cubic Yard Bin	3 pick-up per week	$ 82.49	$ 14.56	$ 97.05	$ 241.67	$ 37.64	$ 376.36	$ 22.09	$ 3.88	$ 12.79	$ 415.12
6g	Commercial and Multi-family MSW to Landfill	MSW Hauled to Directly to the Landfill	3 Cubic Yard Bin	4 pick-up per week	$ 99.68	$ 17.59	$ 117.27	$ 322.23	$ 48.83	$ 488.34	$ 28.66	$ 5.03	$ 16.59	$ 538.62
6g	Commercial and Multi-family MSW to Landfill	MSW Hauled to Directly to the Landfill	3 Cubic Yard Bin	5 pick-up per week	$ 116.01	$ 20.47	$ 136.48	$ 402.79	$ 59.92	$ 599.19	$ 35.17	$ 6.17	$ 20.36	$ 660.89
6g	Commercial and Multi-family MSW to Landfill	MSW Hauled to Directly to the Landfill	3 Cubic Yard Bin	6 pick-up per week	$ 131.47	$ 23.20	$ 154.67	$ 483.35	$ 70.89	$ 708.91	$ 41.61	$ 7.30	$ 24.09	$ 781.91
6h	Commercial and Multi-family MSW to Landfill	MSW Hauled to Directly to the Landfill	4 Cubic Yard Bin	1 pick-up per week	$ 71.61	$ 12.64	$ 84.25	$ 107.41	$ 21.30	$ 212.95	$ 12.50	$ 2.19	$ 7.24	$ 234.88
6h	Commercial and Multi-family MSW to Landfill	MSW Hauled to Directly to the Landfill	4 Cubic Yard Bin	2 pick-up per week	$ 96.24	$ 16.98	$ 113.23	$ 214.82	$ 36.45	$ 364.50	$ 21.39	$ 3.75	$ 12.39	$ 402.03
6h	Commercial and Multi-family MSW to Landfill	MSW Hauled to Directly to the Landfill	4 Cubic Yard Bin	3 pick-up per week	$ 109.99	$ 19.41	$ 129.40	$ 322.23	$ 50.18	$ 501.81	$ 29.45	$ 5.17	$ 17.05	$ 553.49
6h	Commercial and Multi-family MSW to Landfill	MSW Hauled to Directly to the Landfill	4 Cubic Yard Bin	4 pick-up per week	$ 132.91	$ 23.45	$ 156.36	$ 429.64	$ 65.11	$ 651.11	$ 38.22	$ 6.70	$ 22.13	$ 718.16
6h	Commercial and Multi-family MSW to Landfill	MSW Hauled to Directly to the Landfill	4 Cubic Yard Bin	5 pick-up per week	$ 154.67	$ 27.30	$ 181.97	$ 537.05	$ 79.89	$ 798.91	$ 46.89	$ 8.23	$ 27.15	$ 881.18
6h	Commercial and Multi-family MSW to Landfill	MSW Hauled to Directly to the Landfill	4 Cubic Yard Bin	6 pick-up per week	$ 175.30	$ 30.93	$ 206.23	$ 644.46	$ 94.52	$ 945.22	$ 55.48	$ 9.73	$ 32.12	$ 1,042.55
6i	Commercial and Multi-family MSW to Landfill	MSW Hauled to Directly to the Landfill	6 Cubic Yard Bin	1 pick-up per week	$ 107.41	$ 18.96	$ 126.37	$ 161.12	$ 31.94	$ 319.43	$ 18.75	$ 3.29	$ 10.85	$ 352.32
6i	Commercial and Multi-family MSW to Landfill	MSW Hauled to Directly to the Landfill	6 Cubic Yard Bin	2 pick-up per week	$ 144.36	$ 25.48	$ 169.84	$ 322.23	$ 54.67	$ 546.75	$ 32.09	$ 5.63	$ 18.58	$ 603.05
6i	Commercial and Multi-family MSW to Landfill	MSW Hauled to Directly to the Landfill	6 Cubic Yard Bin	3 pick-up per week	$ 164.99	$ 29.12	$ 194.10	$ 483.35	$ 75.27	$ 752.72	$ 44.18	$ 7.75	$ 25.58	$ 830.23
6i	Commercial and Multi-family MSW to Landfill	MSW Hauled to Directly to the Landfill	6 Cubic Yard Bin	4 pick-up per week	$ 199.36	$ 35.18	$ 234.54	$ 644.46	$ 97.67	$ 976.67	$ 57.33	$ 10.06	$ 33.19	$ 1,077.24
6i	Commercial and Multi-family MSW to Landfill	MSW Hauled to Directly to the Landfill	6 Cubic Yard Bin	5 pick-up per week	$ 232.01	$ 40.94	$ 272.96	$ 805.58	$ 119.84	$ 1,198.37	$ 70.34	$ 12.34	$ 40.72	$ 1,321.77
6i	Commercial and Multi-family MSW to Landfill	MSW Hauled to Directly to the Landfill	6 Cubic Yard Bin	6 pick-up per week	$ 262.95	$ 46.40	$ 309.35	$ 966.70	$ 141.78	$ 1,417.83	$ 83.22	$ 14.60	$ 48.18	$ 1,563.83

Attachment D.2 - Maximum Rates to be Charged Assuming NO Cross-Jurisdictional Efficiencies between Lake Forest and Laguna Hills - LAKE FOREST ONLY RATES

Fill in the rates proposed as the maximum rates to LAKE FOREST customers below for each level of service assuming NO cross-jurisdictional routing efficiencies between the two cities (Laguna Hills and Lake Forest) and assuming that all Commercial and Multi-family Divertible Materials (i.e. Single-stream Recyclables, Food Scraps and Yard Trimmings) will be provided at a collection rate that is half the cost of equivalent MSW service. MSW rates may include any costs that are not recovered by offering Divertible Materials collection programs at the 50% reduced rate as requested by the City. Rates must be broken down to show the collection cost, disposal cost and capital costs (the capital component will not be escalated). The procedure for adjusting costs throughout the term of the contract appears in **Article 14** of the Agreement. A sample calculation is shown in **Attachment J**. The disposal portion will only be adjusted as that cost actually changes. Disposal costs are a pass through cost and cannot include any mark up, overhead or administrative costs. As the amount of material being collected and handled is increasingly shifting into diversion, providing diversion services at no charge is no longer feasible and therefore is not permitted in this form. Best practices have identified that a Divertible materials collection rate that is 50% of the MSW rate obtains optimal generator participation. As noted in Section 6. MSW Rate Sheet commercial MSW rates may include any costs that are not recovered by offering Divertible Materials collection programs at 50% the rate for MSW. The rate proposed for collection of commercial, multi-family, temporary bin, temporary roll off, permanent roll off and compactor customers for divertible materials must be 50% lower than the rate proposed for collection of MSW materials.

Rates must be submitted in 2025 dollars.

Indicate the selected source-separated food scrap processing technology for permanent and temporary roll-offs and compactors using the drop down:	**Composting**	<-- the selected processing methodology will be shown in the Processing Component cell for the corresponding rate item in **Sections 8 and 13** below. Proposers will provide further details re: their proposed processing facility for this service line in the corresponding proposal form.
Indicate the selected source-separated yard trimmings processing technology for permanent and temporary roll-offs and compactors using the drop down:	**Composting**	<-- the selected processing methodology will be shown in the Processing Component cell for the corresponding rate item in **Sections 9 and 14** below. Proposers will provide further details re: their proposed processing facility for this service line in the corresponding proposal form.
Indicate the selected co-collected food scraps and yard trimmings processing technology for permanent and temporary roll-offs and compactors using the drop down:	**Composting**	<-- the selected processing methodology will be shown in the Processing Component cell for the corresponding rate item in **Sections 10 and 15** below. Proposers will provide further details re: their proposed processing facility for this service line in the corresponding proposal form.

This form will become part of Attachment D.2 to the final Agreement.

Note: In completing the rates for Sections 7-11, Proposers shall use the assumed weights for roll-off boxes and compactors listed in Table 4 of the 'Assumptions' tab.

7. Permanent Compactor and Roll-Off Box Single-Material Recycling Service or Single-stream Recycling Service

#	Sector/Stream	Description	Size	Frequency of Collection	Collection Component (85% Labor and 15% Fuel)			Processing Component	Disposal Component	Non-escalating Capital Component	Total Base Rate	Lake Forest Regulatory Compliance Cost	Lake Forest Procurement Cost	Lake Forest Pavement Impact Cost Component	Total Lake Forest Rate
					Labor	Fuel	Collection	Clean MRF							
7a	Commercial/Multi-family Single-material and Single-stream Recyclables Service	Permanent Compactor	3-yard Compactor	On-call of scheduled service (cost per collection)	$ 46.99	$ 8.29	$ 55.29	$ 136.17	$ 24.03	$ 13.97	$ 229.46	$ 13.47	$ 2.36	$ 7.80	$ 253.09
7b	Commercial/Multi-family Single-material and Single-stream Recyclables Service	Permanent Compactor	4-yard Compactor	On-call of scheduled service (cost per collection)	$ 62.66	$ 11.06	$ 73.71	$ 181.56	$ 32.04	$ 18.63	$ 305.95	$ 17.96	$ 3.15	$ 10.40	$ 337.45
7c	Commercial/Multi-family Single-material and Single-stream Recyclables Service	Permanent Compactor	6-yard Compactor	On-call of scheduled service (cost per collection)	$ 93.99	$ 16.59	$ 110.57	$ 272.34	$ 48.06	$ 27.95	$ 458.92	$ 26.94	$ 4.73	$ 15.59	$ 506.18
7d	Commercial/Multi-family Single-material and Single-stream Recyclables Service	Permanent Compactor/	10-yard compactor	On-call of scheduled service (cost per collection)	$ 164.59	$ 24.58	$ 189.17	$ 446.25	$ 78.75	$ 16.55	$ 730.72	$ 42.89	$ 7.52	$ 24.83	$ 805.96
7e	Commercial/Multi-family Single-material and Single-stream Recyclables Service	Permanent Compactor	20-yard compactor	On-call of scheduled service (cost per collection)	$ 164.59	$ 24.58	$ 189.17	$ 346.81	$ 61.20	$ 16.55	$ 613.73	$ 36.02	$ 6.32	$ 20.86	$ 676.92
7f	Commercial/Multi-family Single-material and Single-stream Recyclables Service	Permanent Compactor	25-yard Compactor	On-call of scheduled service (cost per collection)	$ 164.59	$ 24.58	$ 189.17	$ 346.81	$ 61.20	$ 16.55	$ 613.73	$ 36.02	$ 6.32	$ 20.86	$ 676.92
7g	Commercial/Multi-family Single-material and Single-stream Recyclables Service	Permanent Compactor	30-yard Compactor	On-call of scheduled service (cost per collection)	$ 164.59	$ 24.58	$ 189.17	$ 346.81	$ 61.20	$ 16.55	$ 613.73	$ 36.02	$ 6.32	$ 20.86	$ 676.92
7h	Commercial/Multi-family Single-material and Single-stream Recyclables Service	Permanent Compactor	40-yard Compactor	On-call of scheduled service (cost per collection)	$ 164.59	$ 24.58	$ 189.17	$ 346.81	$ 61.20	$ 16.55	$ 613.73	$ 36.02	$ 6.32	$ 20.86	$ 676.92
7i	Commercial/Multi-family Single-material and Single-stream Recyclables Service	Permanent Roll-off Box	10-yard Roll-off Box	On-call of scheduled service (cost per collection)	$ 126.61	$ 22.34	$ 148.95	$ 446.25	$ 78.75	$ 16.55	$ 690.50	$ 40.53	$ 7.11	$ 23.46	$ 761.60
7j	Commercial/Multi-family Single-material and Single-stream Recyclables Service	Permanent Roll-off Box	20-yard Roll-off Box	On-call of scheduled service (cost per collection)	$ 126.61	$ 22.34	$ 148.95	$ 266.77	$ 47.08	$ 16.55	$ 479.35	$ 28.14	$ 4.94	$ 16.29	$ 528.71
7k	Commercial/Multi-family Single-material and Single-stream Recyclables Service	Permanent Roll-off Box	25-yard Roll-off Box	On-call of scheduled service (cost per collection)	$ 126.61	$ 22.34	$ 148.95	$ 266.77	$ 47.08	$ 16.55	$ 479.35	$ 28.14	$ 4.94	$ 16.29	$ 528.71
7l	Commercial/Multi-family Single-material and Single-stream Recyclables Service	Permanent Roll-off Box	30-yard Roll-off Box	On-call of scheduled service (cost per collection)	$ 126.61	$ 22.34	$ 148.95	$ 266.77	$ 47.08	$ 16.55	$ 479.35	$ 28.14	$ 4.94	$ 16.29	$ 528.71
7m	Commercial/Multi-family Single-material and Single-stream Recyclables Service	Permanent Roll-off Box	40-yard Roll-off Box	On-call of scheduled service (cost per collection)	$ 126.61	$ 22.34	$ 148.95	$ 266.77	$ 47.08	$ 16.55	$ 479.35	$ 28.14	$ 4.94	$ 16.29	$ 528.71

8. Permanent Compactor and Roll-Off Box - Source Separated Food Scraps

#	Sector/Stream	Description	Size	Frequency of Collection	Collection Component (85% Labor and 15% Fuel)			Processing Component	Disposal Component	Non-escalating Capital Component	Total Base Rate	Compliance Cost Component	Procurement Cost Component	Lake Forest Pavement Impact Cost Component	Total Lake Forest Rate
					Labor	Fuel	Collection	Composting							
8a	Commercial/Multi-family Source-separated Food Scraps	Permanent Compactor	3-yard Compactor	On-call of scheduled service (cost per collection)	$ 46.99	$ 8.29	$ 55.29	$ 306.84	$ 54.15	$ 13.97	$ 430.25	$ 25.25	$ 4.43	$ 14.62	$ 474.55
8b	Commercial/Multi-family Source-separated Food Scraps	Permanent Compactor	4-yard Compactor	On-call of scheduled service (cost per collection)	$ 62.66	$ 11.06	$ 73.71	$ 409.12	$ 72.20	$ 18.63	$ 573.66	$ 33.67	$ 5.91	$ 19.49	$ 632.73
8c	Commercial/Multi-family Source-separated Food Scraps	Permanent Compactor	6-yard Compactor	On-call of scheduled service (cost per collection)	$ 93.99	$ 16.59	$ 110.57	$ 613.67	$ 108.30	$ 27.95	$ 860.49	$ 50.51	$ 8.86	$ 29.24	$ 949.10
8d	Commercial/Multi-family Source-separated Food Scraps	Permanent Compactor/	10-yard compactor	On-call of scheduled service (cost per collection)	$ 164.59	$ 24.58	$ 189.17	$ 1,005.55	$ 177.45	$ 16.55	$ 1,388.72	$ 81.51	$ 14.30	$ 47.19	$ 1,531.72
8e	Commercial/Multi-family Source-separated Food Scraps	Permanent Compactor	20-yard compactor	On-call of scheduled service (cost per collection)	$ 164.59	$ 24.58	$ 189.17	$ 781.47	$ 137.91	$ 16.55	$ 1,125.10	$ 66.04	$ 11.59	$ 38.23	$ 1,240.95
8f	Commercial/Multi-family Source-separated Food Scraps	Permanent Compactor	25-yard Compactor	On-call of scheduled service (cost per collection)	$ 164.59	$ 24.58	$ 189.17	$ 781.47	$ 137.91	$ 16.55	$ 1,125.10	$ 66.04	$ 11.59	$ 38.23	$ 1,240.95
8g	Commercial/Multi-family Source-separated Food Scraps	Permanent Compactor	30-yard Compactor	On-call of scheduled service (cost per collection)	$ 164.59	$ 24.58	$ 189.17	$ 781.47	$ 137.91	$ 16.55	$ 1,125.10	$ 66.04	$ 11.59	$ 38.23	$ 1,240.95

8h	Commercial/Multi-family Source-separated Food Scraps	Permanent Compactor	40-yard Compactor	On-call of scheduled service (cost per collection)	$ 164.59	$ 24.58	$ 189.17	$ 781.47	$ 137.91	$ 16.55	$ 1,125.10	$ 66.04	$ 11.59	$ 38.23	$ 1,240.95
8i	Commercial/Multi-family Source-separated Food Scraps	Permanent Roll-off Box	10-yard Roll-off Box	On-call of scheduled service (cost per collection)	$ 126.61	$ 22.34	$ 148.95	$ 1,005.55	$ 177.45	$ 16.55	$ 1,348.50	$ 79.15	$ 13.89	$ 45.82	$ 1,487.36
8j	Commercial/Multi-family Source-separated Food Scraps	Permanent Roll-off Box	20-yard Roll-off Box	On-call of scheduled service (cost per collection)	$ 126.61	$ 22.34	$ 148.95	$ 601.13	$ 106.08	$ 16.55	$ 872.72	$ 51.22	$ 8.99	$ 29.66	$ 962.58
8k	Commercial/Multi-family Source-separated Food Scraps	Permanent Roll-off Box	25-yard Roll-off Box	On-call of scheduled service (cost per collection)	$ 126.61	$ 22.34	$ 148.95	$ 601.13	$ 106.08	$ 16.55	$ 872.72	$ 51.22	$ 8.99	$ 29.66	$ 962.58
8l	Commercial/Multi-family Source-separated Food Scraps	Permanent Roll-off Box	30-yard Roll-off Box	On-call of scheduled service (cost per collection)	$ 126.61	$ 22.34	$ 148.95	$ 601.13	$ 106.08	$ 16.55	$ 872.72	$ 51.22	$ 8.99	$ 29.66	$ 962.58
8m	Commercial/Multi-family Source-separated Food Scraps	Permanent Roll-off Box	40-yard Roll-off Box	On-call of scheduled service (cost per collection)	$ 126.61	$ 22.34	$ 148.95	$ 601.13	$ 106.08	$ 16.55	$ 872.72	$ 51.22	$ 8.99	$ 29.66	$ 962.58

9. Permanent Compactor and Roll-Off Box - Source Separated Yard Trimmings

#	Sector/Stream	Description	Size	Frequency of Collection	Collection Component (85% Labor and 15% Fuel)			Processing Component	Disposal Component	Non-escalating Capital Component	Total Base Rate	Compliance Cost Component	Procurement Cost Component	Lake Forest Pavement Impact Cost Component	Total Lake Forest Rate
					Labor	Fuel	Collection	Composting							
9a	Commercial/Multi-family Source-separated Yard Trimmings	Permanent Compactor	3-yard Compactor	On-call of scheduled service (cost per collection)	$ 46.99	$ 8.29	$ 55.29	$ 136.17	$ 24.03	$ 13.97	$ 229.46	$ 13.47	$ 2.36	$ 7.80	$ 253.09
9b	Commercial/Multi-family Source-separated Yard Trimmings	Permanent Compactor	4-yard Compactor	On-call of scheduled service (cost per collection)	$ 62.66	$ 11.06	$ 73.71	$ 181.56	$ 32.04	$ 18.63	$ 305.95	$ 17.96	$ 3.15	$ 10.40	$ 337.45
9c	Commercial/Multi-family Source-separated Yard Trimmings	Permanent Compactor	6-yard Compactor	On-call of scheduled service (cost per collection)	$ 93.99	$ 16.59	$ 110.57	$ 272.34	$ 48.06	$ 27.95	$ 458.92	$ 26.94	$ 4.73	$ 15.59	$ 506.18
9d	Commercial/Multi-family Source-separated Yard Trimmings	Permanent Compactor/	10-yard compactor	On-call of scheduled service (cost per collection)	$ 164.59	$ 24.58	$ 189.17	$ 446.25	$ 78.75	$ 16.55	$ 730.72	$ 42.89	$ 7.52	$ 24.83	$ 805.96
9e	Commercial/Multi-family Source-separated Yard Trimmings	Permanent Compactor	20-yard compactor	On-call of scheduled service (cost per collection)	$ 164.59	$ 24.58	$ 189.17	$ 346.81	$ 61.20	$ 16.55	$ 613.73	$ 36.02	$ 6.32	$ 20.86	$ 676.92
9f	Commercial/Multi-family Source-separated Yard Trimmings	Permanent Compactor	25-yard Compactor	On-call of scheduled service (cost per collection)	$ 164.59	$ 24.58	$ 189.17	$ 346.81	$ 61.20	$ 16.55	$ 613.73	$ 36.02	$ 6.32	$ 20.86	$ 676.92
9g	Commercial/Multi-family Source-separated Yard Trimmings	Permanent Compactor	30-yard Compactor	On-call of scheduled service (cost per collection)	$ 164.59	$ 24.58	$ 189.17	$ 346.81	$ 61.20	$ 16.55	$ 613.73	$ 36.02	$ 6.32	$ 20.86	$ 676.92
9h	Commercial/Multi-family Source-separated Yard Trimmings	Permanent Compactor	40-yard Compactor	On-call of scheduled service (cost per collection)	$ 164.59	$ 24.58	$ 189.17	$ 346.81	$ 61.20	$ 16.55	$ 613.73	$ 36.02	$ 6.32	$ 20.86	$ 676.92
9i	Commercial/Multi-family Source-separated Yard Trimmings	Permanent Roll-off Box	10-yard Roll-off Box	On-call of scheduled service (cost per collection)	$ 126.61	$ 22.34	$ 148.95	$ 446.25	$ 78.75	$ 16.55	$ 690.50	$ 40.53	$ 7.11	$ 23.46	$ 761.60
9j	Commercial/Multi-family Source-separated Yard Trimmings	Permanent Roll-off Box	20-yard Roll-off Box	On-call of scheduled service (cost per collection)	$ 126.61	$ 22.34	$ 148.95	$ 266.77	$ 47.08	$ 16.55	$ 479.35	$ 28.14	$ 4.94	$ 16.29	$ 528.71
9k	Commercial/Multi-family Source-separated Yard Trimmings	Permanent Roll-off Box	25-yard Roll-off Box	On-call of scheduled service (cost per collection)	$ 126.61	$ 22.34	$ 148.95	$ 266.77	$ 47.08	$ 16.55	$ 479.35	$ 28.14	$ 4.94	$ 16.29	$ 528.71
9l	Commercial/Multi-family Source-separated Yard Trimmings	Permanent Roll-off Box	30-yard Roll-off Box	On-call of scheduled service (cost per collection)	$ 126.61	$ 22.34	$ 148.95	$ 266.77	$ 47.08	$ 16.55	$ 479.35	$ 28.14	$ 4.94	$ 16.29	$ 528.71
9m	Commercial/Multi-family Source-separated Yard Trimmings	Permanent Roll-off Box	40-yard Roll-off Box	On-call of scheduled service (cost per collection)	$ 126.61	$ 22.34	$ 148.95	$ 266.77	$ 47.08	$ 16.55	$ 479.35	$ 28.14	$ 4.94	$ 16.29	$ 528.71

10. Permanent Compactor and Roll-Off Box - Co-collected Food Scraps and Yard Trimmings

#	Sector/Stream	Description	Size	Frequency of Collection	Collection Component (85% Labor and 15% Fuel)			Processing Component	Disposal Component	Non-escalating Capital Component	Total Base Rate	Compliance Cost Component	Procurement Cost Component	Lake Forest Pavement Impact Cost Component	Total Lake Forest Rate
					Labor	Fuel	Collection	Composting							
10a	Commercial/Multi-family Co-collected Food Scraps and Yard Trimmings	Permanent Compactor	3-yard Compactor	On-call of scheduled service (cost per collection)	$ 46.99	$ 8.29	$ 55.29	$ 306.84	$ 54.15	$ 13.97	$ 430.25	$ 25.25	$ 4.43	$ 14.62	$ 474.55
10b	Commercial/Multi-family Co-collected Food Scraps and Yard Trimmings	Permanent Compactor	4-yard Compactor	On-call of scheduled service (cost per collection)	$ 62.66	$ 11.06	$ 73.71	$ 409.12	$ 72.20	$ 18.63	$ 573.66	$ 33.67	$ 5.91	$ 19.49	$ 632.73
10c	Commercial/Multi-family Co-collected Food Scraps and Yard Trimmings	Permanent Compactor	6-yard Compactor	On-call of scheduled service (cost per collection)	$ 93.99	$ 16.59	$ 110.57	$ 613.67	$ 108.30	$ 27.95	$ 860.49	$ 50.51	$ 8.86	$ 29.24	$ 949.10
10d	Commercial/Multi-family Co-collected Food Scraps and Yard Trimmings	Permanent Compactor/	10-yard compactor	On-call of scheduled service (cost per collection)	$ 164.59	$ 24.58	$ 189.17	$ 1,005.55	$ 177.45	$ 16.55	$ 1,388.72	$ 81.51	$ 14.30	$ 47.19	$ 1,531.72
10e	Commercial/Multi-family Co-collected Food Scraps and Yard Trimmings	Permanent Compactor	20-yard compactor	On-call of scheduled service (cost per collection)	$ 164.59	$ 24.58	$ 189.17	$ 781.47	$ 137.91	$ 16.55	$ 1,125.10	$ 66.04	$ 11.59	$ 38.23	$ 1,240.95
10f	Commercial/Multi-family Co-collected Food Scraps and Yard Trimmings	Permanent Compactor	25-yard Compactor	On-call of scheduled service (cost per collection)	$ 164.59	$ 24.58	$ 189.17	$ 781.47	$ 137.91	$ 16.55	$ 1,125.10	$ 66.04	$ 11.59	$ 38.23	$ 1,240.95
10g	Commercial/Multi-family Co-collected Food Scraps and Yard Trimmings	Permanent Compactor	30-yard Compactor	On-call of scheduled service (cost per collection)	$ 164.59	$ 24.58	$ 189.17	$ 781.47	$ 137.91	$ 16.55	$ 1,125.10	$ 66.04	$ 11.59	$ 38.23	$ 1,240.95
10h	Commercial/Multi-family Co-collected Food Scraps and Yard Trimmings	Permanent Compactor	40-yard Compactor	On-call of scheduled service (cost per collection)	$ 164.59	$ 24.58	$ 189.17	$ 781.47	$ 137.91	$ 16.55	$ 1,125.10	$ 66.04	$ 11.59	$ 38.23	$ 1,240.95
10i	Commercial/Multi-family Co-collected Food Scraps and Yard Trimmings	Permanent Roll-off Box	10-yard Roll-off Box	On-call of scheduled service (cost per collection)	$ 126.61	$ 22.34	$ 148.95	$ 1,005.55	$ 177.45	$ 16.55	$ 1,348.50	$ 79.15	$ 13.89	$ 45.82	$ 1,487.36
10j	Commercial/Multi-family Co-collected Food Scraps and Yard Trimmings	Permanent Roll-off Box	20-yard Roll-off Box	On-call of scheduled service (cost per collection)	$ 126.61	$ 22.34	$ 148.95	$ 601.13	$ 106.08	$ 16.55	$ 872.72	$ 51.22	$ 8.99	$ 29.66	$ 962.58

10k	Commercial/Multi-family Co-collected Food Scraps and Yard Trimmings	Permanent Roll-off Box	25-yard Roll-off Box	On-call of scheduled service (cost per collection)	$ 126.61	$ 22.34	$ 148.95	$ 601.13	$ 106.08	$ 16.55	$ 872.72	$ 51.22	$ 8.99	$ 29.66	$ 962.58
10l	Commercial/Multi-family Co-collected Food Scraps and Yard Trimmings	Permanent Roll-off Box	30-yard Roll-off Box	On-call of scheduled service (cost per collection)	$ 126.61	$ 22.34	$ 148.95	$ 601.13	$ 106.08	$ 16.55	$ 872.72	$ 51.22	$ 8.99	$ 29.66	$ 962.58
10m	Commercial/Multi-family Co-collected Food Scraps and Yard Trimmings	Permanent Roll-off Box	40-yard Roll-off Box	On-call of scheduled service (cost per collection)	$ 126.61	$ 22.34	$ 148.95	$ 601.13	$ 106.08	$ 16.55	$ 872.72	$ 51.22	$ 8.99	$ 29.66	$ 962.58

11. Permanent Compactor and Roll-Off Box - MSW Direct-hauled to the Landfill Service

#	Sector/Stream	Description	Size	Frequency of Collection	Collection Component (85% Labor and 15% Fuel)			Disposal Component	Non-escalating Capital Component	Total Base Rate	Lake Forest Regulatory Compliance Cost	Lake Forest Procurement Cost	Lake Forest Pavement Impact Cost Component	Total Lake Forest Rate
					Labor	Fuel	Collection							
11a	Commercial/Multi-family MSW	Permanent Compactor	3-yard Compactor	On-call of scheduled service (cost per collection)	$ 93.99	$ 16.59	$ 110.57	$ 140.98	$ 27.95	$ 279.50	$ 16.41	$ 2.88	$ 9.50	$ 308.28
11b	Commercial/Multi-family MSW	Permanent Compactor	4-yard Compactor	On-call of scheduled service (cost per collection)	$ 125.32	$ 22.11	$ 147.43	$ 187.97	$ 37.27	$ 372.66	$ 21.87	$ 3.84	$ 12.66	$ 411.04
11c	Commercial/Multi-family MSW	Permanent Compactor	6-yard Compactor	On-call of scheduled service (cost per collection)	$ 187.97	$ 33.17	$ 221.14	$ 281.95	$ 55.90	$ 559.00	$ 32.81	$ 5.76	$ 19.00	$ 616.56
11d	Commercial/Multi-family MSW	Permanent Compactor/	10-yard compactor	On-call of scheduled service (cost per collection)	$ 329.18	$ 49.15	$ 378.33	$ 462.00	$ 33.10	$ 873.43	$ 51.27	$ 8.99	$ 29.68	$ 963.37
11e	Commercial/Multi-family MSW	Permanent Compactor	20-yard compactor	On-call of scheduled service (cost per collection)	$ 329.18	$ 49.15	$ 378.33	$ 359.05	$ 33.10	$ 770.48	$ 45.22	$ 7.93	$ 26.18	$ 849.82
11f	Commercial/Multi-family MSW	Permanent Compactor	25-yard Compactor	On-call of scheduled service (cost per collection)	$ 329.18	$ 49.15	$ 378.33	$ 359.05	$ 33.10	$ 770.48	$ 45.22	$ 7.93	$ 26.18	$ 849.82
11g	Commercial/Multi-family MSW	Permanent Compactor	30-yard Compactor	On-call of scheduled service (cost per collection)	$ 329.18	$ 49.15	$ 378.33	$ 359.05	$ 33.10	$ 770.48	$ 45.22	$ 7.93	$ 26.18	$ 849.82
11h	Commercial/Multi-family MSW	Permanent Compactor	40-yard Compactor	On-call of scheduled service (cost per collection)	$ 329.18	$ 49.15	$ 378.33	$ 359.05	$ 33.10	$ 770.48	$ 45.22	$ 7.93	$ 26.18	$ 849.82
11i	Commercial/Multi-family MSW	Permanent Roll-off Box	10-yard Roll-off Box	On-call of scheduled service (cost per collection)	$ 253.22	$ 44.69	$ 297.90	$ 462.00	$ 33.10	$ 793.00	$ 46.55	$ 8.17	$ 26.95	$ 874.66
11j	Commercial/Multi-family MSW	Permanent Roll-off Box	20-yard Roll-off Box	On-call of scheduled service (cost per collection)	$ 253.22	$ 44.69	$ 297.90	$ 276.19	$ 33.10	$ 607.19	$ 35.64	$ 6.25	$ 20.63	$ 669.72
11k	Commercial/Multi-family MSW	Permanent Roll-off Box	25-yard Roll-off Box	On-call of scheduled service (cost per collection)	$ 253.22	$ 44.69	$ 297.90	$ 276.19	$ 33.10	$ 607.19	$ 35.64	$ 6.25	$ 20.63	$ 669.72
11l	Commercial/Multi-family MSW	Permanent Roll-off Box	30-yard Roll-off Box	On-call of scheduled service (cost per collection)	$ 253.22	$ 44.69	$ 297.90	$ 276.19	$ 33.10	$ 607.19	$ 35.64	$ 6.25	$ 20.63	$ 669.72
11m	Commercial/Multi-family MSW	Permanent Roll-off Box	40-yard Roll-off Box	On-call of scheduled service (cost per collection)	$ 253.22	$ 44.69	$ 297.90	$ 276.19	$ 33.10	$ 607.19	$ 35.64	$ 6.25	$ 20.63	$ 669.72

12. Temporary Bin and Roll-Off Bin Divertible Service - Single-Material Recyclables and Single-Stream Recyclables

#	Sector/Stream	Description	Size	Frequency of Collection	Collection Component (85% Labor and 15% Fuel)			Processing Component	Disposal Component	Non-escalating Capital Component	Total Base Rate	Lake Forest Regulatory Compliance Cost	Lake Forest Procurement Cost	Lake Forest Pavement Impact Cost Component	Total Lake Forest Rate
					Labor	Fuel	Collection	Clean MRF							
12a	Commercial/Multi-family Single-material and Single-stream Recyclables Service	Temporary Bin	2-yard Bin	Same day (same day collection service - cost per collection)	$ 68.40	$ 12.07	$ 80.48	$ 8.29	$ 1.46	$ 7.28	$ 97.50	$ 5.72	$ 1.00	$ 3.31	$ 107.54
12a	Commercial/Multi-family Single-material and Single-stream Recyclables Service	Temporary Bin	2-yard Bin	Weekly (i.e. Monday collection, with the collection again on the following Monday - cost per collection)	$ 68.40	$ 12.07	$ 80.48	$ 8.29	$ 1.46	$ 7.28	$ 97.50	$ 5.72	$ 1.00	$ 3.31	$ 107.54
12a	Commercial/Multi-family Single-material and Single-stream Recyclables Service	Temporary Bin	2-yard Bin	Weekend (i.e. collection on Saturday or Sunday - cost per collection)	$ 68.40	$ 12.07	$ 80.48	$ 8.29	$ 1.46	$ 7.28	$ 97.50	$ 5.72	$ 1.00	$ 3.31	$ 107.54
12b	Commercial/Multi-family Single-material and Single-stream Recyclables Service	Temporary Bin	3-yard Bin	Same day (same day collection service - cost per collection)	$ 68.40	$ 12.07	$ 80.48	$ 8.29	$ 1.46	$ 7.28	$ 97.50	$ 5.72	$ 1.00	$ 3.31	$ 107.54
12b	Commercial/Multi-family Single-material and Single-stream Recyclables Service	Temporary Bin	3-yard Bin	Weekly (i.e. Monday collection, with the collection again on the following Monday - cost per collection)	$ 68.40	$ 12.07	$ 80.48	$ 8.29	$ 1.46	$ 7.28	$ 97.50	$ 5.72	$ 1.00	$ 3.31	$ 107.54
12b	Commercial/Multi-family Single-material and Single-stream Recyclables Service	Temporary Bin	3-yard Bin	Weekend (i.e. collection on Saturday or Sunday - cost per collection)	$ 68.40	$ 12.07	$ 80.48	$ 8.29	$ 1.46	$ 7.28	$ 97.50	$ 5.72	$ 1.00	$ 3.31	$ 107.54
12c	Commercial/Multi-family Single-material and Single-stream Recyclables Service	Temporary Bin	4-yard Bin	Same day (same day collection service - cost per collection)	$ 70.17	$ 12.38	$ 82.55	$ 11.05	$ 1.95	$ 6.95	$ 102.50	$ 6.02	$ 1.06	$ 3.48	$ 113.05
12c	Commercial/Multi-family Single-material and Single-stream Recyclables Service	Temporary Bin	4-yard Bin	Weekly (i.e. Monday collection, with the collection again on the following Monday - cost per collection)	$ 70.17	$ 12.38	$ 82.55	$ 11.05	$ 1.95	$ 6.95	$ 102.50	$ 6.02	$ 1.06	$ 3.48	$ 113.05
12c	Commercial/Multi-family Single-material and Single-stream Recyclables Service	Temporary Bin	4-yard Bin	Weekend (i.e. collection on Saturday or Sunday - cost per collection)	$ 70.17	$ 12.38	$ 82.55	$ 11.05	$ 1.95	$ 6.95	$ 102.50	$ 6.02	$ 1.06	$ 3.48	$ 113.05
12d	Commercial/Multi-family Single-material and Single-stream Recyclables Service	Temporary Bin	6-yard Bin	Same day (same day collection service - cost per collection)	$ 73.70	$ 13.01	$ 86.70	$ 16.58	$ 2.93	$ 6.30	$ 112.50	$ 6.60	$ 1.16	$ 3.82	$ 124.08
12d	Commercial/Multi-family Single-material and Single-stream Recyclables Service	Temporary Bin	6-yard Bin	Weekly (i.e. Monday collection, with the collection again on the following Monday - cost per collection)	$ 73.70	$ 13.01	$ 86.70	$ 16.58	$ 2.93	$ 6.30	$ 112.50	$ 6.60	$ 1.16	$ 3.82	$ 124.08
12d	Commercial/Multi-family Single-material and Single-stream Recyclables Service	Temporary Bin	6-yard Bin	Weekend (i.e. collection on Saturday or Sunday - cost per collection)	$ 73.70	$ 13.01	$ 86.70	$ 16.58	$ 2.93	$ 6.30	$ 112.50	$ 6.60	$ 1.16	$ 3.82	$ 124.08
12e	Commercial/Multi-family Single-material and Single-stream Recyclables Service	Temporary Bin	10-yard Roll-off	Weekly (i.e. Monday collection, with the collection again on the following Monday - cost per collection)	$ 106.72	$ 18.83	$ 125.55	$ 255.00	$ 45.00	$ 13.95	$ 439.50	$ 25.80	$ 4.53	$ 14.93	$ 484.76
12e	Commercial/Multi-family Single-material and Single-stream Recyclables Service	Temporary Bin	10-yard Roll-off	Weekend (i.e. collection on Saturday or Sunday - cost per collection)	$ 106.72	$ 18.83	$ 125.55	$ 255.00	$ 45.00	$ 13.95	$ 439.50	$ 25.80	$ 4.53	$ 14.93	$ 484.76
12e	Commercial/Multi-family Single-material and Single-stream Recyclables Service	Temporary Bin	10-yard Roll-off	Same day (same day collection service - cost per collection)	$ 106.72	$ 18.83	$ 125.55	$ 255.00	$ 45.00	$ 13.95	$ 439.50	$ 25.80	$ 4.53	$ 14.93	$ 484.76
12f	Commercial/Multi-family Single-material and Single-stream Recyclables Service	Temporary Bin	20-yard Roll-off	Weekly (i.e. Monday collection, with the collection again on the following Monday - cost per collection)	$ 106.72	$ 18.83	$ 125.55	$ 191.25	$ 33.75	$ 13.95	$ 364.50	$ 21.39	$ 3.75	$ 12.39	$ 402.03

12f	Commercial/Multi-family Single-material and Single-stream Recyclables Service	Temporary Bin	20-yard Roll-off	Weekend (i.e. collection on Saturday or Sunday - cost per collection)	$ 106.72	$ 18.83	$ 125.55	$ 191.25	$ 33.75	$ 13.95	$ 364.50	$ 21.39	$ 3.75	$ 12.39	$ 402.03
12f	Commercial/Multi-family Single-material and Single-stream Recyclables Service	Temporary Bin	20-yard Roll-off	Same day (same day collection service - cost per collection)	$ 106.72	$ 18.83	$ 125.55	$ 191.25	$ 33.75	$ 13.95	$ 364.50	$ 21.39	$ 3.75	$ 12.39	$ 402.03
12g	Commercial/Multi-family Single-material and Single-stream Recyclables Service	Temporary Bin	25-yard Roll-off	Weekly (i.e. Monday collection, with the collection again on the following Monday - cost per collection)	$ 106.72	$ 18.83	$ 125.55	$ 191.25	$ 33.75	$ 13.95	$ 364.50	$ 21.39	$ 3.75	$ 12.39	$ 402.03
12g	Commercial/Multi-family Single-material and Single-stream Recyclables Service	Temporary Bin	25-yard Roll-off	Weekend (i.e. collection on Saturday or Sunday - cost per collection)	$ 106.72	$ 18.83	$ 125.55	$ 191.25	$ 33.75	$ 13.95	$ 364.50	$ 21.39	$ 3.75	$ 12.39	$ 402.03
12g	Commercial/Multi-family Single-material and Single-stream Recyclables Service	Temporary Bin	25-yard Roll-off	Same day (same day collection service - cost per collection)	$ 106.72	$ 18.83	$ 125.55	$ 191.25	$ 33.75	$ 13.95	$ 364.50	$ 21.39	$ 3.75	$ 12.39	$ 402.03
12h	Commercial/Multi-family Single-material and Single-stream Recyclables Service	Temporary Bin	30-yard Roll-off	Weekly (i.e. Monday collection, with the collection again on the following Monday - cost per collection)	$ 106.72	$ 18.83	$ 125.55	$ 191.25	$ 33.75	$ 13.95	$ 364.50	$ 21.39	$ 3.75	$ 12.39	$ 402.03
12h	Commercial/Multi-family Single-material and Single-stream Recyclables Service	Temporary Bin	30-yard Roll-off	Weekend (i.e. collection on Saturday or Sunday - cost per collection)	$ 106.72	$ 18.83	$ 125.55	$ 191.25	$ 33.75	$ 13.95	$ 364.50	$ 21.39	$ 3.75	$ 12.39	$ 402.03
12h	Commercial/Multi-family Single-material and Single-stream Recyclables Service	Temporary Bin	30-yard Roll-off	Same day (same day collection service - cost per collection)	$ 106.72	$ 18.83	$ 125.55	$ 191.25	$ 33.75	$ 13.95	$ 364.50	$ 21.39	$ 3.75	$ 12.39	$ 402.03
12i	Commercial/Multi-family Single-material and Single-stream Recyclables Service	Temporary Bin	40-yard Roll-off	Weekly (i.e. Monday collection, with the collection again on the following Monday - cost per collection)	$ 106.72	$ 18.83	$ 125.55	$ 159.38	$ 28.13	$ 13.95	$ 327.00	$ 19.19	$ 3.37	$ 11.11	$ 360.67
12i	Commercial/Multi-family Single-material and Single-stream Recyclables Service	Temporary Bin	40-yard Roll-off	Weekend (i.e. collection on Saturday or Sunday - cost per collection)	$ 106.72	$ 18.83	$ 125.55	$ 159.38	$ 28.13	$ 13.95	$ 327.00	$ 19.19	$ 3.37	$ 11.11	$ 360.67
12i	Commercial/Multi-family Single-material and Single-stream Recyclables Service	Temporary Bin	40-yard Roll-off	Same day (same day collection service - cost per collection)	$ 106.72	$ 18.83	$ 125.55	$ 159.38	$ 28.13	$ 13.95	$ 327.00	$ 19.19	$ 3.37	$ 11.11	$ 360.67

13. Temporary Bin and Roll-Off Bin Divertible Service - Source-separated Food Scraps

#	Sector/Stream	Description	Size	Frequency of Collection	Collection Component (85% Labor and 15% Fuel)			Processing Component	Disposal Component	Non-escalating Capital Component	Total Base Rate	Compliance Cost Component	Procurement Cost Component	Lake Forest Pavement Impact Cost Component	Total Lake Forest Rate
					Labor	Fuel	Collection	Composting							
13a	Commercial/Multi-family Source-separated Food Scraps	Temporary Bin	2-yard Bin	Same day (same day collection service - cost per collection)	$ 68.40	$ 12.07	$ 80.48	$ 8.29	$ 1.46	$ 7.28	$ 97.50	$ 5.72	$ 1.00	$ 3.31	$ 107.54
13a	Commercial/Multi-family Source-separated Food Scraps	Temporary Bin	2-yard Bin	Weekly (i.e. Monday collection, with the collection again on the following Monday - cost per collection)	$ 68.40	$ 12.07	$ 80.48	$ 8.29	$ 1.46	$ 7.28	$ 97.50	$ 5.72	$ 1.00	$ 3.31	$ 107.54
13a	Commercial/Multi-family Source-separated Food Scraps	Temporary Bin	2-yard Bin	Weekend (i.e. collection on Saturday or Sunday - cost per collection)	$ 68.40	$ 12.07	$ 80.48	$ 8.29	$ 1.46	$ 7.28	$ 97.50	$ 5.72	$ 1.00	$ 3.31	$ 107.54
13b	Commercial/Multi-family Source-separated Food Scraps	Temporary Bin	3-yard Bin	Same day (same day collection service - cost per collection)	$ 68.40	$ 12.07	$ 80.48	$ 8.29	$ 1.46	$ 7.28	$ 97.50	$ 5.72	$ 1.00	$ 3.31	$ 107.54
13b	Commercial/Multi-family Source-separated Food Scraps	Temporary Bin	3-yard Bin	Weekly (i.e. Monday collection, with the collection again on the following Monday - cost per collection)	$ 68.40	$ 12.07	$ 80.48	$ 8.29	$ 1.46	$ 7.28	$ 97.50	$ 5.72	$ 1.00	$ 3.31	$ 107.54
13b	Commercial/Multi-family Source-separated Food Scraps	Temporary Bin	3-yard Bin	Weekend (i.e. collection on Saturday or Sunday - cost per collection)	$ 68.40	$ 12.07	$ 80.48	$ 8.29	$ 1.46	$ 7.28	$ 97.50	$ 5.72	$ 1.00	$ 3.31	$ 107.54
13c	Commercial/Multi-family Source-separated Food Scraps	Temporary Bin	4-yard Bin	Same day (same day collection service - cost per collection)	$ 70.17	$ 12.38	$ 82.55	$ 11.05	$ 1.95	$ 6.95	$ 102.50	$ 6.02	$ 1.06	$ 3.48	$ 113.05
13c	Commercial/Multi-family Source-separated Food Scraps	Temporary Bin	4-yard Bin	Weekly (i.e. Monday collection, with the collection again on the following Monday - cost per collection)	$ 70.17	$ 12.38	$ 82.55	$ 11.05	$ 1.95	$ 6.95	$ 102.50	$ 6.02	$ 1.06	$ 3.48	$ 113.05
13c	Commercial/Multi-family Source-separated Food Scraps	Temporary Bin	4-yard Bin	Weekend (i.e. collection on Saturday or Sunday - cost per collection)	$ 70.17	$ 12.38	$ 82.55	$ 11.05	$ 1.95	$ 6.95	$ 102.50	$ 6.02	$ 1.06	$ 3.48	$ 113.05
13d	Commercial/Multi-family Source-separated Food Scraps	Temporary Bin	6-yard Bin	Same day (same day collection service - cost per collection)	$ 73.70	$ 13.01	$ 86.70	$ 16.58	$ 2.93	$ 6.30	$ 112.50	$ 6.60	$ 1.16	$ 3.82	$ 124.08
13d	Commercial/Multi-family Source-separated Food Scraps	Temporary Bin	6-yard Bin	Weekly (i.e. Monday collection, with the collection again on the following Monday - cost per collection)	$ 73.70	$ 13.01	$ 86.70	$ 16.58	$ 2.93	$ 6.30	$ 112.50	$ 6.60	$ 1.16	$ 3.82	$ 124.08
13d	Commercial/Multi-family Source-separated Food Scraps	Temporary Bin	6-yard Bin	Weekend (i.e. collection on Saturday or Sunday - cost per collection)	$ 73.70	$ 13.01	$ 86.70	$ 16.58	$ 2.93	$ 6.30	$ 112.50	$ 6.60	$ 1.16	$ 3.82	$ 124.08
13e	Commercial/Multi-family Source-separated Food Scraps	Temporary Bin	10-yard Roll-off	Weekly (i.e. Monday collection, with the collection again on the following Monday - cost per collection)	$ 106.72	$ 18.83	$ 125.55	$ 255.00	$ 45.00	$ 13.95	$ 439.50	$ 25.80	$ 4.53	$ 14.93	$ 484.76
13e	Commercial/Multi-family Source-separated Food Scraps	Temporary Bin	10-yard Roll-off	Weekend (i.e. collection on Saturday or Sunday - cost per collection)	$ 106.72	$ 18.83	$ 125.55	$ 255.00	$ 45.00	$ 13.95	$ 439.50	$ 25.80	$ 4.53	$ 14.93	$ 484.76
13e	Commercial/Multi-family Source-separated Food Scraps	Temporary Bin	10-yard Roll-off	Same day (same day collection service - cost per collection)	$ 106.72	$ 18.83	$ 125.55	$ 255.00	$ 45.00	$ 13.95	$ 439.50	$ 25.80	$ 4.53	$ 14.93	$ 484.76
13f	Commercial/Multi-family Source-separated Food Scraps	Temporary Bin	20-yard Roll-off	Weekly (i.e. Monday collection, with the collection again on the following Monday - cost per collection)	$ 106.72	$ 18.83	$ 125.55	$ 191.25	$ 33.75	$ 13.95	$ 364.50	$ 21.39	$ 3.75	$ 12.39	$ 402.03
13f	Commercial/Multi-family Source-separated Food Scraps	Temporary Bin	20-yard Roll-off	Weekend (i.e. collection on Saturday or Sunday - cost per collection)	$ 106.72	$ 18.83	$ 125.55	$ 191.25	$ 33.75	$ 13.95	$ 364.50	$ 21.39	$ 3.75	$ 12.39	$ 402.03
13f	Commercial/Multi-family Source-separated Food Scraps	Temporary Bin	20-yard Roll-off	Same day (same day collection service - cost per collection)	$ 106.72	$ 18.83	$ 125.55	$ 191.25	$ 33.75	$ 13.95	$ 364.50	$ 21.39	$ 3.75	$ 12.39	$ 402.03

13g	Commercial/Multi-family Source-separated Food Scraps	Temporary Bin	25-yard Roll-off	Weekly (i.e. Monday collection, with the collection again on the following Monday - cost per collection)	$ 106.72	$ 18.83	$ 125.55	$ 191.25	$ 33.75	$ 13.95	$ 364.50	$ 21.39	$ 3.75	$ 12.39	$ 402.03
13g	Commercial/Multi-family Source-separated Food Scraps	Temporary Bin	25-yard Roll-off	Weekend (i.e. collection on Saturday or Sunday - cost per collection)	$ 106.72	$ 18.83	$ 125.55	$ 191.25	$ 33.75	$ 13.95	$ 364.50	$ 21.39	$ 3.75	$ 12.39	$ 402.03
13g	Commercial/Multi-family Source-separated Food Scraps	Temporary Bin	25-yard Roll-off	Same day (same day collection service - cost per collection)	$ 106.72	$ 18.83	$ 125.55	$ 191.25	$ 33.75	$ 13.95	$ 364.50	$ 21.39	$ 3.75	$ 12.39	$ 402.03
13h	Commercial/Multi-family Source-separated Food Scraps	Temporary Bin	30-yard Roll-off	Weekly (i.e. Monday collection, with the collection again on the following Monday - cost per collection)	$ 106.72	$ 18.83	$ 125.55	$ 191.25	$ 33.75	$ 13.95	$ 364.50	$ 21.39	$ 3.75	$ 12.39	$ 402.03
13h	Commercial/Multi-family Source-separated Food Scraps	Temporary Bin	30-yard Roll-off	Weekend (i.e. collection on Saturday or Sunday - cost per collection)	$ 106.72	$ 18.83	$ 125.55	$ 191.25	$ 33.75	$ 13.95	$ 364.50	$ 21.39	$ 3.75	$ 12.39	$ 402.03
13h	Commercial/Multi-family Source-separated Food Scraps	Temporary Bin	30-yard Roll-off	Same day (same day collection service - cost per collection)	$ 106.72	$ 18.83	$ 125.55	$ 191.25	$ 33.75	$ 13.95	$ 364.50	$ 21.39	$ 3.75	$ 12.39	$ 402.03
13i	Commercial/Multi-family Source-separated Food Scraps	Temporary Bin	40-yard Roll-off	Weekly (i.e. Monday collection, with the collection again on the following Monday - cost per collection)	$ 106.72	$ 18.83	$ 125.55	$ 159.38	$ 28.13	$ 13.95	$ 327.00	$ 19.19	$ 3.37	$ 11.11	$ 360.67
13i	Commercial/Multi-family Source-separated Food Scraps	Temporary Bin	40-yard Roll-off	Weekend (i.e. collection on Saturday or Sunday - cost per collection)	$ 106.72	$ 18.83	$ 125.55	$ 159.38	$ 28.13	$ 13.95	$ 327.00	$ 19.19	$ 3.37	$ 11.11	$ 360.67
13i	Commercial/Multi-family Source-separated Food Scraps	Temporary Bin	40-yard Roll-off	Same day (same day collection service - cost per collection)	$ 106.72	$ 18.83	$ 125.55	$ 159.38	$ 28.13	$ 13.95	$ 327.00	$ 19.19	$ 3.37	$ 11.11	$ 360.67

14. Temporary Bin and Roll-Off Bin Divertible Service - Source-separated Yard Trimmings

#	Sector/Stream	Description	Size	Frequency of Collection	Collection Component (85% Labor and 15% Fuel)			Processing Component	Disposal Component	Non-escalating Capital Component	Total Base Rate	Compliance Cost Component	Procurement Cost Component	Lake Forest Pavement Impact Cost Component	Total Lake Forest Rate
					Labor	Fuel	Collection	Composting							
14a	Commercial/Multi-family Source-separated Yard Trimmings	Temporary Bin	2-yard Bin	Same day (same day collection service - cost per collection)	$ 68.40	$ 12.07	$ 80.48	$ 8.29	$ 1.46	$ 7.28	$ 97.50	$ 5.72	$ 1.00	$ 3.31	$ 107.54
14a	Commercial/Multi-family Source-separated Yard Trimmings	Temporary Bin	2-yard Bin	Weekly (i.e. Monday collection, with the collection again on the following Monday - cost per collection)	$ 68.40	$ 12.07	$ 80.48	$ 8.29	$ 1.46	$ 7.28	$ 97.50	$ 5.72	$ 1.00	$ 3.31	$ 107.54
14a	Commercial/Multi-family Source-separated Yard Trimmings	Temporary Bin	2-yard Bin	Weekend (i.e. collection on Saturday or Sunday - cost per collection)	$ 68.40	$ 12.07	$ 80.48	$ 8.29	$ 1.46	$ 7.28	$ 97.50	$ 5.72	$ 1.00	$ 3.31	$ 107.54
14b	Commercial/Multi-family Source-separated Yard Trimmings	Temporary Bin	3-yard Bin	Same day (same day collection service - cost per collection)	$ 68.40	$ 12.07	$ 80.48	$ 8.29	$ 1.46	$ 7.28	$ 97.50	$ 5.72	$ 1.00	$ 3.31	$ 107.54
14b	Commercial/Multi-family Source-separated Yard Trimmings	Temporary Bin	3-yard Bin	Weekly (i.e. Monday collection, with the collection again on the following Monday - cost per collection)	$ 68.40	$ 12.07	$ 80.48	$ 8.29	$ 1.46	$ 7.28	$ 97.50	$ 5.72	$ 1.00	$ 3.31	$ 107.54
14b	Commercial/Multi-family Source-separated Yard Trimmings	Temporary Bin	3-yard Bin	Weekend (i.e. collection on Saturday or Sunday - cost per collection)	$ 68.40	$ 12.07	$ 80.48	$ 8.29	$ 1.46	$ 7.28	$ 97.50	$ 5.72	$ 1.00	$ 3.31	$ 107.54
14c	Commercial/Multi-family Source-separated Yard Trimmings	Temporary Bin	4-yard Bin	Same day (same day collection service - cost per collection)	$ 70.17	$ 12.38	$ 82.55	$ 11.05	$ 1.95	$ 6.95	$ 102.50	$ 6.02	$ 1.06	$ 3.48	$ 113.05
14c	Commercial/Multi-family Source-separated Yard Trimmings	Temporary Bin	4-yard Bin	Weekly (i.e. Monday collection, with the collection again on the following Monday - cost per collection)	$ 70.17	$ 12.38	$ 82.55	$ 11.05	$ 1.95	$ 6.95	$ 102.50	$ 6.02	$ 1.06	$ 3.48	$ 113.05
14c	Commercial/Multi-family Source-separated Yard Trimmings	Temporary Bin	4-yard Bin	Weekend (i.e. collection on Saturday or Sunday - cost per collection)	$ 70.17	$ 12.38	$ 82.55	$ 11.05	$ 1.95	$ 6.95	$ 102.50	$ 6.02	$ 1.06	$ 3.48	$ 113.05
14d	Commercial/Multi-family Source-separated Yard Trimmings	Temporary Bin	6-yard Bin	Same day (same day collection service - cost per collection)	$ 73.70	$ 13.01	$ 86.70	$ 16.58	$ 2.93	$ 6.30	$ 112.50	$ 6.60	$ 1.16	$ 3.82	$ 124.08
14d	Commercial/Multi-family Source-separated Yard Trimmings	Temporary Bin	6-yard Bin	Weekly (i.e. Monday collection, with the collection again on the following Monday - cost per collection)	$ 73.70	$ 13.01	$ 86.70	$ 16.58	$ 2.93	$ 6.30	$ 112.50	$ 6.60	$ 1.16	$ 3.82	$ 124.08
14d	Commercial/Multi-family Source-separated Yard Trimmings	Temporary Bin	6-yard Bin	Weekend (i.e. collection on Saturday or Sunday - cost per collection)	$ 73.70	$ 13.01	$ 86.70	$ 16.58	$ 2.93	$ 6.30	$ 112.50	$ 6.60	$ 1.16	$ 3.82	$ 124.08
14e	Commercial/Multi-family Source-separated Yard Trimmings	Temporary Bin	10-yard Roll-off	Weekly (i.e. Monday collection, with the collection again on the following Monday - cost per collection)	$ 106.72	$ 18.83	$ 125.55	$ 255.00	$ 45.00	$ 13.95	$ 439.50	$ 25.80	$ 4.53	$ 14.93	$ 484.76
14e	Commercial/Multi-family Source-separated Yard Trimmings	Temporary Bin	10-yard Roll-off	Weekend (i.e. collection on Saturday or Sunday - cost per collection)	$ 106.72	$ 18.83	$ 125.55	$ 255.00	$ 45.00	$ 13.95	$ 439.50	$ 25.80	$ 4.53	$ 14.93	$ 484.76
14e	Commercial/Multi-family Source-separated Yard Trimmings	Temporary Bin	10-yard Roll-off	Same day (same day collection service - cost per collection)	$ 106.72	$ 18.83	$ 125.55	$ 255.00	$ 45.00	$ 13.95	$ 439.50	$ 25.80	$ 4.53	$ 14.93	$ 484.76
14f	Commercial/Multi-family Source-separated Yard Trimmings	Temporary Bin	20-yard Roll-off	Weekly (i.e. Monday collection, with the collection again on the following Monday - cost per collection)	$ 106.72	$ 18.83	$ 125.55	$ 191.25	$ 33.75	$ 13.95	$ 364.50	$ 21.39	$ 3.75	$ 12.39	$ 402.03
14f	Commercial/Multi-family Source-separated Yard Trimmings	Temporary Bin	20-yard Roll-off	Weekend (i.e. collection on Saturday or Sunday - cost per collection)	$ 106.72	$ 18.83	$ 125.55	$ 191.25	$ 33.75	$ 13.95	$ 364.50	$ 21.39	$ 3.75	$ 12.39	$ 402.03
14f	Commercial/Multi-family Source-separated Yard Trimmings	Temporary Bin	20-yard Roll-off	Same day (same day collection service - cost per collection)	$ 106.72	$ 18.83	$ 125.55	$ 191.25	$ 33.75	$ 13.95	$ 364.50	$ 21.39	$ 3.75	$ 12.39	$ 402.03
14g	Commercial/Multi-family Source-separated Yard Trimmings	Temporary Bin	25-yard Roll-off	Weekly (i.e. Monday collection, with the collection again on the following Monday - cost per collection)	$ 106.72	$ 18.83	$ 125.55	$ 191.25	$ 33.75	$ 13.95	$ 364.50	$ 21.39	$ 3.75	$ 12.39	$ 402.03

14g	Commercial/Multi-family Source-separated Yard Trimmings	Temporary Bin	25-yard Roll-off	Weekend (i.e. collection on Saturday or Sunday - cost per collection)	$ 106.72	$ 18.83	$ 125.55	$ 191.25	$ 33.75	$ 13.95	$ 364.50	$ 21.39	$ 3.75	$ 12.39	$ 402.03
14g	Commercial/Multi-family Source-separated Yard Trimmings	Temporary Bin	25-yard Roll-off	Same day (same day collection service - cost per collection)	$ 106.72	$ 18.83	$ 125.55	$ 191.25	$ 33.75	$ 13.95	$ 364.50	$ 21.39	$ 3.75	$ 12.39	$ 402.03
14h	Commercial/Multi-family Source-separated Yard Trimmings	Temporary Bin	30-yard Roll-off	Weekly (i.e. Monday collection, with the collection again on the following Monday - cost per collection)	$ 106.72	$ 18.83	$ 125.55	$ 191.25	$ 33.75	$ 13.95	$ 364.50	$ 21.39	$ 3.75	$ 12.39	$ 402.03
14h	Commercial/Multi-family Source-separated Yard Trimmings	Temporary Bin	30-yard Roll-off	Weekend (i.e. collection on Saturday or Sunday - cost per collection)	$ 106.72	$ 18.83	$ 125.55	$ 191.25	$ 33.75	$ 13.95	$ 364.50	$ 21.39	$ 3.75	$ 12.39	$ 402.03
14h	Commercial/Multi-family Source-separated Yard Trimmings	Temporary Bin	30-yard Roll-off	Same day (same day collection service - cost per collection)	$ 106.72	$ 18.83	$ 125.55	$ 191.25	$ 33.75	$ 13.95	$ 364.50	$ 21.39	$ 3.75	$ 12.39	$ 402.03
14i	Commercial/Multi-family Source-separated Yard Trimmings	Temporary Bin	40-yard Roll-off	Weekly (i.e. Monday collection, with the collection again on the following Monday - cost per collection)	$ 106.72	$ 18.83	$ 125.55	$ 159.38	$ 28.13	$ 13.95	$ 327.00	$ 19.19	$ 3.37	$ 11.11	$ 360.67
14i	Commercial/Multi-family Source-separated Yard Trimmings	Temporary Bin	40-yard Roll-off	Weekend (i.e. collection on Saturday or Sunday - cost per collection)	$ 106.72	$ 18.83	$ 125.55	$ 159.38	$ 28.13	$ 13.95	$ 327.00	$ 19.19	$ 3.37	$ 11.11	$ 360.67
14i	Commercial/Multi-family Source-separated Yard Trimmings	Temporary Bin	40-yard Roll-off	Same day (same day collection service - cost per collection)	$ 106.72	$ 18.83	$ 125.55	$ 159.38	$ 28.13	$ 13.95	$ 327.00	$ 19.19	$ 3.37	$ 11.11	$ 360.67

15. Temporary Bin and Roll-Off Bin Divertible Service - Co-collected Food Scraps and Yard Trimmings

#	Sector/Stream	Description	Size	Frequency of Collection	Collection Component (85% Labor and 15% Fuel)			Processing Component	Disposal Component	Non-escalating Capital Component	Total Base Rate	Compliance Cost Component	Procurement Cost Component	Lake Forest Pavement Impact Cost Component	Total Lake Forest Rate
					Labor	Fuel	Collection	Composting							
15a	Commercial/Multi-family Co-collected Food Scraps and Yard Trimmings	Temporary Bin	2-yard Bin	Same day (same day collection service - cost per collection)	$ 68.40	$ 12.07	$ 80.48	$ 8.29	$ 1.46	$ 7.28	$ 97.50	$ 5.72	$ 1.00	$ 3.31	$ 107.54
15a	Commercial/Multi-family Co-collected Food Scraps and Yard Trimmings	Temporary Bin	2-yard Bin	Weekly (i.e. Monday collection, with the collection again on the following Monday - cost per collection)	$ 68.40	$ 12.07	$ 80.48	$ 8.29	$ 1.46	$ 7.28	$ 97.50	$ 5.72	$ 1.00	$ 3.31	$ 107.54
15a	Commercial/Multi-family Co-collected Food Scraps and Yard Trimmings	Temporary Bin	2-yard Bin	Weekend (i.e. collection on Saturday or Sunday - cost per collection)	$ 68.40	$ 12.07	$ 80.48	$ 8.29	$ 1.46	$ 7.28	$ 97.50	$ 5.72	$ 1.00	$ 3.31	$ 107.54
15b	Commercial/Multi-family Co-collected Food Scraps and Yard Trimmings	Temporary Bin	3-yard Bin	Same day (same day collection service - cost per collection)	$ 68.40	$ 12.07	$ 80.48	$ 8.29	$ 1.46	$ 7.28	$ 97.50	$ 5.72	$ 1.00	$ 3.31	$ 107.54
15b	Commercial/Multi-family Co-collected Food Scraps and Yard Trimmings	Temporary Bin	3-yard Bin	Weekly (i.e. Monday collection, with the collection again on the following Monday - cost per collection)	$ 68.40	$ 12.07	$ 80.48	$ 8.29	$ 1.46	$ 7.28	$ 97.50	$ 5.72	$ 1.00	$ 3.31	$ 107.54
15b	Commercial/Multi-family Co-collected Food Scraps and Yard Trimmings	Temporary Bin	3-yard Bin	Weekend (i.e. collection on Saturday or Sunday - cost per collection)	$ 68.40	$ 12.07	$ 80.48	$ 8.29	$ 1.46	$ 7.28	$ 97.50	$ 5.72	$ 1.00	$ 3.31	$ 107.54
15c	Commercial/Multi-family Co-collected Food Scraps and Yard Trimmings	Temporary Bin	4-yard Bin	Same day (same day collection service - cost per collection)	$ 70.17	$ 12.38	$ 82.55	$ 11.05	$ 1.95	$ 6.95	$ 102.50	$ 6.02	$ 1.06	$ 3.48	$ 113.05
15c	Commercial/Multi-family Co-collected Food Scraps and Yard Trimmings	Temporary Bin	4-yard Bin	Weekly (i.e. Monday collection, with the collection again on the following Monday - cost per collection)	$ 70.17	$ 12.38	$ 82.55	$ 11.05	$ 1.95	$ 6.95	$ 102.50	$ 6.02	$ 1.06	$ 3.48	$ 113.05
15c	Commercial/Multi-family Co-collected Food Scraps and Yard Trimmings	Temporary Bin	4-yard Bin	Weekend (i.e. collection on Saturday or Sunday - cost per collection)	$ 70.17	$ 12.38	$ 82.55	$ 11.05	$ 1.95	$ 6.95	$ 102.50	$ 6.02	$ 1.06	$ 3.48	$ 113.05
15d	Commercial/Multi-family Co-collected Food Scraps and Yard Trimmings	Temporary Bin	6-yard Bin	Same day (same day collection service - cost per collection)	$ 73.70	$ 13.01	$ 86.70	$ 16.58	$ 2.93	$ 6.30	$ 112.50	$ 6.60	$ 1.16	$ 3.82	$ 124.08
15d	Commercial/Multi-family Co-collected Food Scraps and Yard Trimmings	Temporary Bin	6-yard Bin	Weekly (i.e. Monday collection, with the collection again on the following Monday - cost per collection)	$ 73.70	$ 13.01	$ 86.70	$ 16.58	$ 2.93	$ 6.30	$ 112.50	$ 6.60	$ 1.16	$ 3.82	$ 124.08
15d	Commercial/Multi-family Co-collected Food Scraps and Yard Trimmings	Temporary Bin	6-yard Bin	Weekend (i.e. collection on Saturday or Sunday - cost per collection)	$ 73.70	$ 13.01	$ 86.70	$ 16.58	$ 2.93	$ 6.30	$ 112.50	$ 6.60	$ 1.16	$ 3.82	$ 124.08
15e	Commercial/Multi-family Co-collected Food Scraps and Yard Trimmings	Temporary Bin	10-yard Roll-off	Weekly (i.e. Monday collection, with the collection again on the following Monday - cost per collection)	$ 106.72	$ 18.83	$ 125.55	$ 255.00	$ 45.00	$ 13.95	$ 439.50	$ 25.80	$ 4.53	$ 14.93	$ 484.76
15e	Commercial/Multi-family Co-collected Food Scraps and Yard Trimmings	Temporary Bin	10-yard Roll-off	Weekend (i.e. collection on Saturday or Sunday - cost per collection)	$ 106.72	$ 18.83	$ 125.55	$ 255.00	$ 45.00	$ 13.95	$ 439.50	$ 25.80	$ 4.53	$ 14.93	$ 484.76
15e	Commercial/Multi-family Co-collected Food Scraps and Yard Trimmings	Temporary Bin	10-yard Roll-off	Same day (same day collection service - cost per collection)	$ 106.72	$ 18.83	$ 125.55	$ 255.00	$ 45.00	$ 13.95	$ 439.50	$ 25.80	$ 4.53	$ 14.93	$ 484.76
15f	Commercial/Multi-family Co-collected Food Scraps and Yard Trimmings	Temporary Bin	20-yard Roll-off	Weekly (i.e. Monday collection, with the collection again on the following Monday - cost per collection)	$ 106.72	$ 18.83	$ 125.55	$ 191.25	$ 33.75	$ 13.95	$ 364.50	$ 21.39	$ 3.75	$ 12.39	$ 402.03
15f	Commercial/Multi-family Co-collected Food Scraps and Yard Trimmings	Temporary Bin	20-yard Roll-off	Weekend (i.e. collection on Saturday or Sunday - cost per collection)	$ 106.72	$ 18.83	$ 125.55	$ 191.25	$ 33.75	$ 13.95	$ 364.50	$ 21.39	$ 3.75	$ 12.39	$ 402.03
15f	Commercial/Multi-family Co-collected Food Scraps and Yard Trimmings	Temporary Bin	20-yard Roll-off	Same day (same day collection service - cost per collection)	$ 106.72	$ 18.83	$ 125.55	$ 191.25	$ 33.75	$ 13.95	$ 364.50	$ 21.39	$ 3.75	$ 12.39	$ 402.03
15g	Commercial/Multi-family Co-collected Food Scraps and Yard Trimmings	Temporary Bin	25-yard Roll-off	Weekly (i.e. Monday collection, with the collection again on the following Monday - cost per collection)	$ 106.72	$ 18.83	$ 125.55	$ 191.25	$ 33.75	$ 13.95	$ 364.50	$ 21.39	$ 3.75	$ 12.39	$ 402.03
15g	Commercial/Multi-family Co-collected Food Scraps and Yard Trimmings	Temporary Bin	25-yard Roll-off	Weekend (i.e. collection on Saturday or Sunday - cost per collection)	$ 106.72	$ 18.83	$ 125.55	$ 191.25	$ 33.75	$ 13.95	$ 364.50	$ 21.39	$ 3.75	$ 12.39	$ 402.03
15g	Commercial/Multi-family Co-collected Food Scraps and Yard Trimmings	Temporary Bin	25-yard Roll-off	Same day (same day collection service - cost per collection)	$ 106.72	$ 18.83	$ 125.55	$ 191.25	$ 33.75	$ 13.95	$ 364.50	$ 21.39	$ 3.75	$ 12.39	$ 402.03

15h	Commercial/Multi-family Co-collected Food Scraps and Yard Trimmings	Temporary Bin	30-yard Roll-off	Weekly (i.e. Monday collection, with the collection again on the following Monday - cost per collection)	$ 106.72	$ 18.83	$ 125.55	$ 191.25	$ 33.75	$ 13.95	$ 364.50	$ 21.39	$ 3.75	$ 12.39	$ 402.03
15h	Commercial/Multi-family Co-collected Food Scraps and Yard Trimmings	Temporary Bin	30-yard Roll-off	Weekend (i.e. collection on Saturday or Sunday - cost per collection)	$ 106.72	$ 18.83	$ 125.55	$ 191.25	$ 33.75	$ 13.95	$ 364.50	$ 21.39	$ 3.75	$ 12.39	$ 402.03
15h	Commercial/Multi-family Co-collected Food Scraps and Yard Trimmings	Temporary Bin	30-yard Roll-off	Same day (same day collection service - cost per collection)	$ 106.72	$ 18.83	$ 125.55	$ 191.25	$ 33.75	$ 13.95	$ 364.50	$ 21.39	$ 3.75	$ 12.39	$ 402.03
15i	Commercial/Multi-family Co-collected Food Scraps and Yard Trimmings	Temporary Bin	40-yard Roll-off	Weekly (i.e. Monday collection, with the collection again on the following Monday - cost per collection)	$ 106.72	$ 18.83	$ 125.55	$ 159.38	$ 28.13	$ 13.95	$ 327.00	$ 19.19	$ 3.37	$ 11.11	$ 360.67
15i	Commercial/Multi-family Co-collected Food Scraps and Yard Trimmings	Temporary Bin	40-yard Roll-off	Weekend (i.e. collection on Saturday or Sunday - cost per collection)	$ 106.72	$ 18.83	$ 125.55	$ 159.38	$ 28.13	$ 13.95	$ 327.00	$ 19.19	$ 3.37	$ 11.11	$ 360.67
15i	Commercial/Multi-family Co-collected Food Scraps and Yard Trimmings	Temporary Bin	40-yard Roll-off	Same day (same day collection service - cost per collection)	$ 106.72	$ 18.83	$ 125.55	$ 159.38	$ 28.13	$ 13.95	$ 327.00	$ 19.19	$ 3.37	$ 11.11	$ 360.67

16. Temporary Bin and Roll-Off Box Service - Including 2, 3, 4, and 6 yard Bin Service - Mixed C&D Processing

#	Sector/Stream	Description	Size	Frequency of Collection	Collection Component (85% Labor and 15% Fuel)			Processing Component	Disposal Component	Non-escalating Capital Component	Total Base Rate	Lake Forest Regulatory Compliance Cost	Lake Forest Procurement Cost	Lake Forest Pavement Impact Cost Component	Total Lake Forest Rate
					Labor	Fuel	Collection	Mixed C&D							
16a	Mixed C&D	Temporary Bin	2-yard Bin	Same day (same day collection service - cost per collection)	$ 110.16	$ 19.44	$ 129.60	$ 54.00	$ 6.00	$ 17.10	$ 206.70	$ 12.13	$ 2.13	$ 7.02	$ 227.98
16a	Mixed C&D	Temporary Bin	2-yard Bin	Weekly (i.e. Monday collection, with the collection again on the following Monday - cost per collection)	$ 110.16	$ 19.44	$ 129.60	$ 54.00	$ 6.00	$ 17.10	$ 206.70	$ 12.13	$ 2.13	$ 7.02	$ 227.98
16a	Mixed C&D	Temporary Bin	2-yard Bin	Weekend (i.e. collection on Saturday or Sunday - cost per collection)	$ 110.16	$ 19.44	$ 129.60	$ 54.00	$ 6.00	$ 17.10	$ 206.70	$ 12.13	$ 2.13	$ 7.02	$ 227.98
16b	Mixed C&D	Temporary Bin	3-yard Bin	Same day (same day collection service - cost per collection)	$ 110.16	$ 19.44	$ 129.60	$ 81.00	$ 9.00	$ 14.40	$ 234.00	$ 13.73	$ 2.41	$ 7.95	$ 258.10
16b	Mixed C&D	Temporary Bin	3-yard Bin	Weekly (i.e. Monday collection, with the collection again on the following Monday - cost per collection)	$ 110.16	$ 19.44	$ 129.60	$ 81.00	$ 9.00	$ 14.40	$ 234.00	$ 13.73	$ 2.41	$ 7.95	$ 258.10
16b	Mixed C&D	Temporary Bin	3-yard Bin	Weekend (i.e. collection on Saturday or Sunday - cost per collection)	$ 110.16	$ 19.44	$ 129.60	$ 81.00	$ 9.00	$ 14.40	$ 234.00	$ 13.73	$ 2.41	$ 7.95	$ 258.10
16c	Mixed C&D	Temporary Bin	4-yard Bin	Same day (same day collection service - cost per collection)	$ 110.16	$ 19.44	$ 129.60	$ 108.00	$ 12.00	$ 11.70	$ 261.30	$ 15.34	$ 2.69	$ 8.88	$ 288.21
16c	Mixed C&D	Temporary Bin	4-yard Bin	Weekly (i.e. Monday collection, with the collection again on the following Monday - cost per collection)	$ 110.16	$ 19.44	$ 129.60	$ 108.00	$ 12.00	$ 11.70	$ 261.30	$ 15.34	$ 2.69	$ 8.88	$ 288.21
16c	Mixed C&D	Temporary Bin	4-yard Bin	Weekend (i.e. collection on Saturday or Sunday - cost per collection)	$ 110.16	$ 19.44	$ 129.60	$ 108.00	$ 12.00	$ 11.70	$ 261.30	$ 15.34	$ 2.69	$ 8.88	$ 288.21
16d	Mixed C&D	Temporary Bin	6-yard Bin	Same day (same day collection service - cost per collection)	$ 110.16	$ 19.44	$ 129.60	$ 162.00	$ 18.00	$ 6.30	$ 315.90	$ 18.54	$ 3.25	$ 10.73	$ 348.43
16d	Mixed C&D	Temporary Bin	6-yard Bin	Weekly (i.e. Monday collection, with the collection again on the following Monday - cost per collection)	$ 110.16	$ 19.44	$ 129.60	$ 162.00	$ 18.00	$ 6.30	$ 315.90	$ 18.54	$ 3.25	$ 10.73	$ 348.43
16d	Mixed C&D	Temporary Bin	6-yard Bin	Weekend (i.e. collection on Saturday or Sunday - cost per collection)	$ 110.16	$ 19.44	$ 129.60	$ 162.00	$ 18.00	$ 6.30	$ 315.90	$ 18.54	$ 3.25	$ 10.73	$ 348.43
16e	Mixed C&D	Temporary Bin	10-yard Roll-off	Weekly (i.e. Monday collection, with the collection again on the following Monday - cost per collection)	$ 213.44	$ 37.67	$ 251.10	$ 540.00	$ 60.00	$ 27.90	$ 879.00	$ 51.59	$ 9.05	$ 29.87	$ 969.51
16e	Mixed C&D	Temporary Bin	10-yard Roll-off	Weekend (i.e. collection on Saturday or Sunday - cost per collection)	$ 213.44	$ 37.67	$ 251.10	$ 540.00	$ 60.00	$ 27.90	$ 879.00	$ 51.59	$ 9.05	$ 29.87	$ 969.51
16e	Mixed C&D	Temporary Bin	10-yard Roll-off	Same day (same day collection service - cost per collection)	$ 213.44	$ 37.67	$ 251.10	$ 540.00	$ 60.00	$ 27.90	$ 879.00	$ 51.59	$ 9.05	$ 29.87	$ 969.51
16f	Mixed C&D	Temporary Bin	20-yard Roll-off	Weekly (i.e. Monday collection, with the collection again on the following Monday - cost per collection)	$ 213.44	$ 37.67	$ 251.10	$ 540.00	$ 60.00	$ 27.90	$ 879.00	$ 51.59	$ 9.05	$ 29.87	$ 969.51
16f	Mixed C&D	Temporary Bin	20-yard Roll-off	Weekend (i.e. collection on Saturday or Sunday - cost per collection)	$ 213.44	$ 37.67	$ 251.10	$ 540.00	$ 60.00	$ 27.90	$ 879.00	$ 51.59	$ 9.05	$ 29.87	$ 969.51
16f	Mixed C&D	Temporary Bin	20-yard Roll-off	Same day (same day collection service - cost per collection)	$ 213.44	$ 37.67	$ 251.10	$ 540.00	$ 60.00	$ 27.90	$ 879.00	$ 51.59	$ 9.05	$ 29.87	$ 969.51
16g	Mixed C&D	Temporary Bin	25-yard Roll-off	Weekly (i.e. Monday collection, with the collection again on the following Monday - cost per collection)	$ 213.44	$ 37.67	$ 251.10	$ 540.00	$ 60.00	$ 27.90	$ 879.00	$ 51.59	$ 9.05	$ 29.87	$ 969.51
16g	Mixed C&D	Temporary Bin	25-yard Roll-off	Weekend (i.e. collection on Saturday or Sunday - cost per collection)	$ 213.44	$ 37.67	$ 251.10	$ 540.00	$ 60.00	$ 27.90	$ 879.00	$ 51.59	$ 9.05	$ 29.87	$ 969.51
16g	Mixed C&D	Temporary Bin	25-yard Roll-off	Same day (same day collection service - cost per collection)	$ 213.44	$ 37.67	$ 251.10	$ 540.00	$ 60.00	$ 27.90	$ 879.00	$ 51.59	$ 9.05	$ 29.87	$ 969.51
16h	Mixed C&D	Temporary Bin	30-yard Roll-off	Weekly (i.e. Monday collection, with the collection again on the following Monday - cost per collection)	$ 213.44	$ 37.67	$ 251.10	$ 540.00	$ 60.00	$ 27.90	$ 879.00	$ 51.59	$ 9.05	$ 29.87	$ 969.51

16h	Mixed C&D	Temporary Bin	30-yard Roll-off	Weekend (i.e. collection on Saturday or Sunday - cost per collection)	$ 213.44	$ 37.67	$ 251.10	$ 540.00	$ 60.00	$ 27.90	$ 879.00	$ 51.59	$ 9.05	$ 29.87	$ 969.51
16h	Mixed C&D	Temporary Bin	30-yard Roll-off	Same day (same day collection service - cost per collection)	$ 213.44	$ 37.67	$ 251.10	$ 540.00	$ 60.00	$ 27.90	$ 879.00	$ 51.59	$ 9.05	$ 29.87	$ 969.51
16i	Mixed C&D	Temporary Bin	40-yard Roll-off	Weekly (i.e. Monday collection, with the collection again on the following Monday - cost per collection)	$ 213.44	$ 37.67	$ 251.10	$ 540.00	$ 60.00	$ 27.90	$ 879.00	$ 51.59	$ 9.05	$ 29.87	$ 969.51
16i	Mixed C&D	Temporary Bin	40-yard Roll-off	Weekend (i.e. collection on Saturday or Sunday - cost per collection)	$ 213.44	$ 37.67	$ 251.10	$ 540.00	$ 60.00	$ 27.90	$ 879.00	$ 51.59	$ 9.05	$ 29.87	$ 969.51
16i	Mixed C&D	Temporary Bin	40-yard Roll-off	Same day (same day collection service - cost per collection)	$ 213.44	$ 37.67	$ 251.10	$ 540.00	$ 60.00	$ 27.90	$ 879.00	$ 51.59	$ 9.05	$ 29.87	$ 969.51

17. Temporary Bin & Roll Off Box Service - Including 2, 3, 4, and 6 yard Bin Service - Direct to Landfill Service

#	Sector/Stream	Description	Size	Frequency of Collection	Collection Component (85% Labor and 15% Fuel)			Disposal Component	Non-escalating Capital Component	Total Base Rate	Lake Forest Regulatory Compliance Cost	Lake Forest Procurement Cost	Lake Forest Pavement Impact Cost Component	Total Lake Forest Rate
					Labor	Fuel	Collection							
17a	MSW	Temporary Bin	2-yard Bin	Same day (same day collection service - cost per collection)	$ 136.81	$ 24.14	$ 160.95	$ 19.50	$ 14.55	$ 195.00	$ 11.45	$ 2.01	$ 6.63	$ 215.08
17a	MSW	Temporary Bin	2-yard Bin	Weekly (i.e. Monday collection, with the collection again on the following Monday - cost per collection)	$ 136.81	$ 24.14	$ 160.95	$ 19.50	$ 14.55	$ 195.00	$ 11.45	$ 2.01	$ 6.63	$ 215.08
17a	MSW	Temporary Bin	2-yard Bin	Weekend (i.e. collection on Saturday or Sunday - cost per collection)	$ 136.81	$ 24.14	$ 160.95	$ 19.50	$ 14.55	$ 195.00	$ 11.45	$ 2.01	$ 6.63	$ 215.08
17b	MSW	Temporary Bin	3-yard Bin	Same day (same day collection service - cost per collection)	$ 136.81	$ 24.14	$ 160.95	$ 19.50	$ 14.55	$ 195.00	$ 11.45	$ 2.01	$ 6.63	$ 215.08
17b	MSW	Temporary Bin	3-yard Bin	Weekly (i.e. Monday collection, with the collection again on the following Monday - cost per collection)	$ 136.81	$ 24.14	$ 160.95	$ 19.50	$ 14.55	$ 195.00	$ 11.45	$ 2.01	$ 6.63	$ 215.08
17b	MSW	Temporary Bin	3-yard Bin	Weekend (i.e. collection on Saturday or Sunday - cost per collection)	$ 136.81	$ 24.14	$ 160.95	$ 19.50	$ 14.55	$ 195.00	$ 11.45	$ 2.01	$ 6.63	$ 215.08
17c	MSW	Temporary Bin	4-yard Bin	Same day (same day collection service - cost per collection)	$ 140.34	$ 24.77	$ 165.10	$ 26.00	$ 13.90	$ 205.00	$ 12.03	$ 2.11	$ 6.97	$ 226.11
17c	MSW	Temporary Bin	4-yard Bin	Weekly (i.e. Monday collection, with the collection again on the following Monday - cost per collection)	$ 140.34	$ 24.77	$ 165.10	$ 26.00	$ 13.90	$ 205.00	$ 12.03	$ 2.11	$ 6.97	$ 226.11
17c	MSW	Temporary Bin	4-yard Bin	Weekend (i.e. collection on Saturday or Sunday - cost per collection)	$ 140.34	$ 24.77	$ 165.10	$ 26.00	$ 13.90	$ 205.00	$ 12.03	$ 2.11	$ 6.97	$ 226.11
17d	MSW	Temporary Bin	6-yard Bin	Same day (same day collection service - cost per collection)	$ 147.39	$ 26.01	$ 173.40	$ 39.00	$ 12.60	$ 225.00	$ 13.21	$ 2.32	$ 7.65	$ 248.17
17d	MSW	Temporary Bin	6-yard Bin	Weekly (i.e. Monday collection, with the collection again on the following Monday - cost per collection)	$ 147.39	$ 26.01	$ 173.40	$ 39.00	$ 12.60	$ 225.00	$ 13.21	$ 2.32	$ 7.65	$ 248.17
17d	MSW	Temporary Bin	6-yard Bin	Weekend (i.e. collection on Saturday or Sunday - cost per collection)	$ 147.39	$ 26.01	$ 173.40	$ 39.00	$ 12.60	$ 225.00	$ 13.21	$ 2.32	$ 7.65	$ 248.17
17e	MSW	Temporary Bin	10-yard Roll-off	Weekly (i.e. Monday collection, with the collection again on the following Monday - cost per collection)	$ 213.44	$ 37.67	$ 251.10	$ 600.00	$ 27.90	$ 879.00	$ 51.59	$ 9.05	$ 29.87	$ 969.51
17e	MSW	Temporary Bin	10-yard Roll-off	Weekend (i.e. collection on Saturday or Sunday - cost per collection)	$ 213.44	$ 37.67	$ 251.10	$ 600.00	$ 27.90	$ 879.00	$ 51.59	$ 9.05	$ 29.87	$ 969.51
17e	MSW	Temporary Bin	10-yard Roll-off	Same day (same day collection service - cost per collection)	$ 213.44	$ 37.67	$ 251.10	$ 600.00	$ 27.90	$ 879.00	$ 51.59	$ 9.05	$ 29.87	$ 969.51
17f	MSW	Temporary Bin	20-yard Roll-off	Weekly (i.e. Monday collection, with the collection again on the following Monday - cost per collection)	$ 213.44	$ 37.67	$ 251.10	$ 450.00	$ 27.90	$ 729.00	$ 42.79	$ 7.51	$ 24.77	$ 804.07
17f	MSW	Temporary Bin	20-yard Roll-off	Weekend (i.e. collection on Saturday or Sunday - cost per collection)	$ 213.44	$ 37.67	$ 251.10	$ 450.00	$ 27.90	$ 729.00	$ 42.79	$ 7.51	$ 24.77	$ 804.07
17f	MSW	Temporary Bin	20-yard Roll-off	Same day (same day collection service - cost per collection)	$ 213.44	$ 37.67	$ 251.10	$ 450.00	$ 27.90	$ 729.00	$ 42.79	$ 7.51	$ 24.77	$ 804.07
17g	MSW	Temporary Bin	25-yard Roll-off	Weekly (i.e. Monday collection, with the collection again on the following Monday - cost per collection)	$ 213.44	$ 37.67	$ 251.10	$ 450.00	$ 27.90	$ 729.00	$ 42.79	$ 7.51	$ 24.77	$ 804.07
17g	MSW	Temporary Bin	25-yard Roll-off	Weekend (i.e. collection on Saturday or Sunday - cost per collection)	$ 213.44	$ 37.67	$ 251.10	$ 450.00	$ 27.90	$ 729.00	$ 42.79	$ 7.51	$ 24.77	$ 804.07
17g	MSW	Temporary Bin	25-yard Roll-off	Same day (same day collection service - cost per collection)	$ 213.44	$ 37.67	$ 251.10	$ 450.00	$ 27.90	$ 729.00	$ 42.79	$ 7.51	$ 24.77	$ 804.07
17h	MSW	Temporary Bin	30-yard Roll-off	Weekly (i.e. Monday collection, with the collection again on the following Monday - cost per collection)	$ 213.44	$ 37.67	$ 251.10	$ 450.00	$ 27.90	$ 729.00	$ 42.79	$ 7.51	$ 24.77	$ 804.07
17h	MSW	Temporary Bin	30-yard Roll-off	Weekend (i.e. collection on Saturday or Sunday - cost per collection)	$ 213.44	$ 37.67	$ 251.10	$ 450.00	$ 27.90	$ 729.00	$ 42.79	$ 7.51	$ 24.77	$ 804.07

17h	MSW	Temporary Bin	30-yard Roll-off	Same day (same day collection service - cost per collection)	$ 213.44	$ 37.67	$ 251.10	$ 450.00	$ 27.90	$ 729.00	$ 42.79	$ 7.51	$ 24.77	$ 804.07
17i	MSW	Temporary Bin	40-yard Roll-off	Weekly (i.e. Monday collection, with the collection again on the following Monday - cost per collection)	$ 213.44	$ 37.67	$ 251.10	$ 375.00	$ 27.90	$ 654.00	$ 38.39	$ 6.73	$ 22.22	$ 721.34
17i	MSW	Temporary Bin	40-yard Roll-off	Weekend (i.e. collection on Saturday or Sunday - cost per collection)	$ 213.44	$ 37.67	$ 251.10	$ 375.00	$ 27.90	$ 654.00	$ 38.39	$ 6.73	$ 22.22	$ 721.34
17i	MSW	Temporary Bin	40-yard Roll-off	Same day (same day collection service - cost per collection)	$ 213.44	$ 37.67	$ 251.10	$ 375.00	$ 27.90	$ 654.00	$ 38.39	$ 6.73	$ 22.22	$ 721.34

Attachment D.2 - Maximum Rates to be Charged Assuming NO Cross-Jurisdictional Efficiencies between Lake Forest and Laguna Hills - LAKE FOREST ONLY RATES

Fill in the rates proposed as the maximum rates to LAKE FOREST customers below for each level of service assuming NO cross-jurisdictional routing efficiencies between the two cities (Laguna Hills and Lake Forest) and assuming that all Commercial and Multi-family Divertible Materials (i.e. Single-stream Recyclables, Food Scraps and Yard Trimmings) will be provided at a collection rate that is half the cost of equivalent MSW service. MSW rates may include any costs that are not recovered by offering Divertible Materials collection programs at the 50% reduced rate as requested by the City. Rates must be broken down to show the collection cost, disposal cost and capital costs (the capital component will not be escalated). The procedure for adjusting costs throughout the term of the contract appears in **Article 14** of the Agreement. A sample calculation is shown in **Attachment J**. The disposal portion will only be adjusted as that cost actually changes. Disposal costs are a pass through cost and cannot include any mark up, overhead or administrative costs. As the amount of material being collected and handled is increasingly shifting into diversion, providing diversion services at no charge is no longer feasible and therefore is not permitted in this form. Best practices have identified that a Divertible materials collection rate that is 50% of the MSW rate obtains optimal generator participation. As noted in Section 6. MSW Rate Sheet commercial MSW rates may include any costs that are not recovered by offering Divertible Materials collection programs at 50% the rate for MSW. The rate proposed for collection of commercial, multi-family, temporary bin, temporary roll off, permanent roll off and compactor customers for divertible materials must be 50% lower than the rate proposed for collection of MSW materials.

Rates must be submitted in 2025 dollars.

Indicate the selected processing technology for source-seperated food scraps collected at special events using the drop down:	Composting

<-- the selected processing methodology will be shown in the Processing Component cell for the corresponding rate item in **Section 20** below. Proposers will provide further details re: their proposed processing facility for this service line in the corresponding proposal form.

This form will become part of Attachment D.1 to the final Agreement.

18. Special Event Service - Direct to Landfill MSW Service

#	Sector/Stream	Description	Size	Frequency of Collection	Collection Component (85% Labor and 15% Fuel) Labor	Fuel	Collection	Disposal Component		Non-escalating Capital Component	Total Base Rate	Lake Forest Regulatory Compliance Cost	Lake Forest Procurement Cost	Lake Forest Pavement Impact Cost Component	Total Lake Forest Rate
18a	Special Event Service	MSW Hauled to Directly to the Landfill	35-gallon Cart	Per container	$ 41.77	$ 7.37	$ 49.14	$ 3.72		$ 5.87	$ 58.74	$ 3.45	$ 0.60	$ 2.00	$ 64.79
18b	Special Event Service	MSW Hauled to Directly to the Landfill	65-gallon Cart	Per container	$ 41.77	$ 7.37	$ 49.14	$ 6.91		$ 6.23	$ 62.28	$ 3.66	$ 0.64	$ 2.12	$ 68.70
18c	Special Event Service	MSW Hauled to Directly to the Landfill	95-gallon Cart	Per container	$ 41.77	$ 7.37	$ 49.14	$ 10.10		$ 6.58	$ 65.83	$ 3.86	$ 0.68	$ 2.24	$ 72.61
18d	Special Event Service	MSW Hauled to Directly to the Landfill	1 Cubic Yard Bin (standalone or half of 2-yard split bin)	Per container	$ 33.42	$ 5.90	$ 39.31	$ 21.48		$ 6.76	$ 67.55	$ 3.96	$ 0.70	$ 2.30	$ 74.51
18e	Special Event Service	MSW Hauled to Directly to the Landfill	1.5 Cubic Yard Bin (standalone or half of 3-yard split bin)	Per container	$ 33.42	$ 5.90	$ 39.31	$ 32.22		$ 7.95	$ 79.49	$ 4.67	$ 0.82	$ 2.70	$ 87.67
18f	Special Event Service	MSW Hauled to Directly to the Landfill	2 Cubic Yard Bin (standalone or half of 4-yard split bin)	Per container	$ 33.42	$ 5.90	$ 39.31	$ 42.96		$ 9.14	$ 91.42	$ 5.37	$ 0.94	$ 3.11	$ 100.83
18g	Special Event Service	MSW Hauled to Directly to the Landfill	3 Cubic Yard Bin (standalone or half of 6-yard split bin)	Per container	$ 42.97	$ 7.58	$ 50.55	$ 64.45		$ 12.78	$ 127.77	$ 7.50	$ 1.32	$ 4.34	$ 140.93
18h	Special Event Service	MSW Hauled to Directly to the Landfill	4 Cubic Yard Bin	Per container	$ 57.29	$ 10.11	$ 67.40	$ 85.93		$ 17.04	$ 170.36	$ 10.00	$ 1.75	$ 5.79	$ 187.90
18i	Special Event Service	MSW Hauled to Directly to the Landfill	6 Cubic Yard Bin	Per container	$ 85.93	$ 15.16	$ 101.09	$ 128.89		$ 25.55	$ 255.54	$ 15.00	$ 2.63	$ 8.68	$ 281.86
18j	Special Event Service	MSW Hauled to Directly to the Landfill	10-yard Roll-off	Per container	$ 213.44	$ 37.67	$ 251.10	$ 600.00	$ -	$ 27.90	$ 879.00	$ 51.59	$ 9.05	$ 29.87	$ 969.51
18k	Special Event Service	MSW Hauled to Directly to the Landfill	20-yard Roll-off	Per container	$ 213.44	$ 37.67	$ 251.10	$ 450.00	$ -	$ 27.90	$ 729.00	$ 42.79	$ 7.51	$ 24.77	$ 804.07
18l	Special Event Service	MSW Hauled to Directly to the Landfill	25-yard Roll-off	Per container	$ 213.44	$ 37.67	$ 251.10	$ 450.00	$ -	$ 27.90	$ 729.00	$ 42.79	$ 7.51	$ 24.77	$ 804.07
18m	Special Event Service	MSW Hauled to Directly to the Landfill	30-yard Roll-off	Per container	$ 213.44	$ 37.67	$ 251.10	$ 450.00	$ -	$ 27.90	$ 729.00	$ 42.79	$ 7.51	$ 24.77	$ 804.07
18n	Special Event Service	MSW Hauled to Directly to the Landfill	40-yard Roll-off	Per container	$ 213.44	$ 37.67	$ 251.10	$ 375.00	$ -	$ 27.90	$ 654.00	$ 38.39	$ 6.73	$ 22.22	$ 721.34
18o	Special Event Service	MSW Hauled to Directly to the Landfill	20-yard Compactor	Per container	$ 277.47	$ 48.96	$ 326.43	$ 780.00		$ 36.27	$ 1,142.70	$ 67.07	$ 11.77	$ 38.83	$ 1,260.37
18p	Special Event Service	MSW Hauled to Directly to the Landfill	25-yard Compactor	Per container	$ 277.47	$ 48.96	$ 326.43	$ 585.00		$ 36.27	$ 947.70	$ 55.63	$ 9.76	$ 32.20	$ 1,045.29
18q	Special Event Service	MSW Hauled to Directly to the Landfill	30-yard Compactor	Per container	$ 277.47	$ 48.96	$ 326.43	$ 585.00		$ 36.27	$ 947.70	$ 55.63	$ 9.76	$ 32.20	$ 1,045.29
18r	Special Event Service	MSW Hauled to Directly to the Landfill	40-yard Compactor	Per container	$ 277.47	$ 48.96	$ 326.43	$ 585.00		$ 36.27	$ 947.70	$ 55.63	$ 9.76	$ 32.20	$ 1,045.29

19. Special Event Service - Single-Material Recyclables and Single-Stream Recyclables

#	Sector/Stream	Description	Size	Frequency of Collection	Collection Component (85% Labor and 15% Fuel) Labor	Fuel	Collection	Processing Component Clean MRF	Disposal Component	Non-escalating Capital Component	Total Base Rate	Lake Forest Regulatory Compliance Cost	Lake Forest Procurement Cost	Lake Forest Pavement Impact Cost Component	Total Lake Forest Rate
19a	Special Event Service	Single-material and Single-stream Recyclables Service	35-gallon Cart	Per container	$ 20.89	$ 3.69	$ 24.57	$ 1.58	$ 0.28	$ 2.94	$ 29.37	$ 1.72	$ 0.30	$ 1.00	$ 32.39
19b	Special Event Service	Single-material and Single-stream Recyclables Service	65-gallon Cart	Per container	$ 20.89	$ 3.69	$ 24.57	$ 2.94	$ 0.52	$ 3.11	$ 31.14	$ 1.83	$ 0.32	$ 1.06	$ 34.35
19c	Special Event Service	Single-material and Single-stream Recyclables Service	95-gallon Cart	Per container	$ 20.89	$ 3.69	$ 24.57	$ 4.29	$ 0.76	$ 3.29	$ 32.91	$ 1.93	$ 0.34	$ 1.12	$ 36.30
19d	Special Event Service	Single-material and Single-stream Recyclables Service	1 Cubic Yard Bin (standalone or half of 2-yard split bin)	Per container	$ 16.71	$ 2.95	$ 19.66	$ 9.13	$ 1.61	$ 3.38	$ 33.78	$ 1.98	$ 0.35	$ 1.15	$ 37.25
19e	Special Event Service	Single-material and Single-stream Recyclables Service	1.5 Cubic Yard Bin (standalone or half of 3-yard split bin)	Per container	$ 16.71	$ 2.95	$ 19.66	$ 13.69	$ 2.42	$ 3.97	$ 39.74	$ 2.33	$ 0.41	$ 1.35	$ 43.84
19f	Special Event Service	Single-material and Single-stream Recyclables Service	2 Cubic Yard Bin (standalone or half of 4-yard split bin)	Per container	$ 16.71	$ 2.95	$ 19.66	$ 18.26	$ 3.22	$ 4.57	$ 45.71	$ 2.68	$ 0.47	$ 1.55	$ 50.42
19g	Special Event Service	Single-material and Single-stream Recyclables Service	3 Cubic Yard Bin (standalone or half of 6-yard split bin)	Per container	$ 21.48	$ 3.79	$ 25.27	$ 27.39	$ 4.83	$ 6.39	$ 63.89	$ 3.75	$ 0.66	$ 2.17	$ 70.46
19h	Special Event Service	Single-material and Single-stream Recyclables Service	4 Cubic Yard Bin	Per container	$ 28.64	$ 5.05	$ 33.70	$ 36.52	$ 6.44	$ 8.52	$ 85.18	$ 5.00	$ 0.88	$ 2.89	$ 93.95
19i	Special Event Service	Single-material and Single-stream Recyclables Service	6 Cubic Yard Bin	Per container	$ 42.97	$ 7.58	$ 50.55	$ 54.78	$ 9.67	$ 12.78	$ 127.77	$ 7.50	$ 1.32	$ 4.34	$ 140.93
19j	Special Event Service	Single-material and Single-stream Recyclables Service	10-yard Roll-off	Per container	$ 106.72	$ 18.83	$ 125.55	$ 255.00	$ 45.00	$ 13.95	$ 439.50	$ 25.80	$ 4.53	$ 14.93	$ 484.76
19k	Special Event Service	Single-material and Single-stream Recyclables Service	20-yard Roll-off	Per container	$ 106.72	$ 18.83	$ 125.55	$ 191.25	$ 33.75	$ 13.95	$ 364.50	$ 21.39	$ 3.75	$ 12.39	$ 402.03
19l	Special Event Service	Single-material and Single-stream Recyclables Service	25-yard Roll-off	Per container	$ 106.72	$ 18.83	$ 125.55	$ 191.25	$ 33.75	$ 13.95	$ 364.50	$ 21.39	$ 3.75	$ 12.39	$ 402.03
19m	Special Event Service	Single-material and Single-stream Recyclables Service	30-yard Roll-off	Per container	$ 106.72	$ 18.83	$ 125.55	$ 191.25	$ 33.75	$ 13.95	$ 364.50	$ 21.39	$ 3.75	$ 12.39	$ 402.03

19n	Special Event Service	Single-material and Single-stream Recyclables Service	40-yard Roll-off	Per container	$ 106.72	$ 18.83	$ 125.55	$ 159.38	$ 28.13	$ 13.95	$ 327.00	$ 19.19	$ 3.37	$ 11.11	$ 360.67
19o	Special Event Service	Single-material and Single-stream Recyclables Service	20-yard Compactor	Per container	$ 138.73	$ 24.48	$ 163.22	$ 331.50	$ 58.50	$ 18.14	$ 571.35	$ 33.54	$ 5.88	$ 19.42	$ 630.18
19p	Special Event Service	Single-material and Single-stream Recyclables Service	25-yard Compactor	Per container	$ 138.73	$ 24.48	$ 163.22	$ 248.63	$ 43.88	$ 18.14	$ 473.85	$ 27.81	$ 4.88	$ 16.10	$ 522.64
19q	Special Event Service	Single-material and Single-stream Recyclables Service	30-yard Compactor	Per container	$ 138.73	$ 24.48	$ 163.22	$ 248.63	$ 43.88	$ 18.14	$ 473.85	$ 27.81	$ 4.88	$ 16.10	$ 522.64
19r	Special Event Service	Single-material and Single-stream Recyclables Service	40-yard Compactor	Per container	$ 138.73	$ 24.48	$ 163.22	$ 248.63	$ 43.88	$ 18.14	$ 473.85	$ 27.81	$ 4.88	$ 16.10	$ 522.64

20. Special Event Service - Source-separated Food Scraps

#	Sector/Stream	Description	Size	Frequency of Collection	Collection Component (85% Labor and 15% Fuel)			Processing Component	Disposal Component	Non-escalating Capital Component	Total Base Rate	Compliance Cost Component	Procurement Cost Component	Lake Forest Pavement Impact Cost Component	Total Lake Forest Rate
					Labor	Fuel	Collection	Composting							
20a	Special Event Service	Source-separated Food Scraps	35-gallon Cart	Per container	$ 20.89	$ 3.69	$ 24.57	$ 1.58	$ 0.28	$ 2.94	$ 29.37	$ 1.72	$ 0.30	$ 1.00	$ 32.39
20b	Special Event Service	Source-separated Food Scraps	65-gallon Cart	Per container	$ 20.89	$ 3.69	$ 24.57	$ 2.94	$ 0.52	$ 3.11	$ 31.14	$ 1.83	$ 0.32	$ 1.06	$ 34.35
20c	Special Event Service	Source-separated Food Scraps	1 Cubic Yard Bin (standalone)	Per container	$ 16.71	$ 2.95	$ 19.66	$ 9.13	$ 1.61	$ 3.38	$ 33.78	$ 1.98	$ 0.35	$ 1.15	$ 37.25
20d	Special Event Service	Source-separated Food Scraps	1.5 Cubic Yard Bin (standalone)	Per container	$ 16.71	$ 2.95	$ 19.66	$ 13.69	$ 2.42	$ 3.97	$ 39.74	$ 2.33	$ 0.41	$ 1.35	$ 43.84
20e	Special Event Service	Source-separated Food Scraps	2 Cubic Yard Bin (standalone)	Per container	$ 16.71	$ 2.95	$ 19.66	$ 18.26	$ 3.22	$ 4.57	$ 45.71	$ 2.68	$ 0.47	$ 1.55	$ 50.42

21. Emergency Service

#	Sector/Stream	Description	Size	Frequency of Collection	Collection Component (85% Labor and 15% Fuel)			Disposal Component	Non-escalating Capital Component	Total Base Rate	Lake Forest Regulatory Compliance Cost	Lake Forest Procurement Cost	Lake Forest Pavement Impact Cost Component	Total Lake Forest Rate
					Labor	Fuel	Collection							
21a	Emergency Service	MSW Hauled to Directly to the Landfill	3 Cubic Yard Bin (standalone)	Per container	$ 107.41	$ 18.96	$ 126.37	$ 161.12	$ 31.94	$ 319.43	$ 18.75	$ 3.29	$ 10.85	$ 352.32
21b	Emergency Service	MSW Hauled to Directly to the Landfill	4 Cubic Yard Bin	Per container	$ 143.22	$ 25.27	$ 168.49	$ 214.82	$ 42.59	$ 425.90	$ 25.00	$ 4.39	$ 14.47	$ 469.76
21c	Emergency Service	MSW Hauled to Directly to the Landfill	6 Cubic Yard Bin	Per container	$ 214.83	$ 37.91	$ 252.74	$ 322.23	$ 63.89	$ 638.85	$ 37.50	$ 6.58	$ 21.71	$ 704.64
21d	Emergency Service	MSW Hauled to Directly to the Landfill	10-yard Roll-off	Per container	$ 426.87	$ 75.33	$ 502.20	$ 1,200.00	$ 55.80	$ 1,758.00	$ 103.19	$ 18.10	$ 59.74	$ 1,939.03
21e	Emergency Service	MSW Hauled to Directly to the Landfill	20-yard Roll-off	Per container	$ 426.87	$ 75.33	$ 502.20	$ 1,200.00	$ 55.80	$ 1,758.00	$ 103.19	$ 18.10	$ 59.74	$ 1,939.03
21f	Emergency Service	MSW Hauled to Directly to the Landfill	25-yard Roll-off	Per container	$ 426.87	$ 75.33	$ 502.20	$ 1,200.00	$ 55.80	$ 1,758.00	$ 103.19	$ 18.10	$ 59.74	$ 1,939.03
21g	Emergency Service	MSW Hauled to Directly to the Landfill	30-yard Roll-off	Per container	$ 426.87	$ 75.33	$ 502.20	$ 1,200.00	$ 55.80	$ 1,758.00	$ 103.19	$ 18.10	$ 59.74	$ 1,939.03
21h	Emergency Service	MSW Hauled to Directly to the Landfill	40-yard Roll-off	Per container	$ 426.87	$ 75.33	$ 502.20	$ 1,200.00	$ 55.80	$ 1,758.00	$ 103.19	$ 18.10	$ 59.74	$ 1,939.03

ATTACHMENT D.2

Maximum Rates To Be Charged - City of Lake Forest ONLY Assuming NO Cross-City Collection Efficiencies

Fill in the rates proposed as the maximum rates to customers for each level of service. These rates will be adjusted using the methodology in Attachment J, Section 1.B titled 'Adjustment for Processing Component of Annual Rate Based on PPI'.

Rates must be submitted in 2025 dollars.

This form will become part of Attachment D.1 to the final Agreement.

22. Other Services

22a.	Residential Bulky Goods Collection Service (For additional Collections of Bulky Goods from Residential Premises in Excess of Four (4) per year)	$28.10	per pick-up
22b.	Multi-family Bulky Goods Collection Service (For additional Collections of Bulky Goods from Multi-family Premises in Excess of Four (4) per account year)	$28.10	per pick-up
22c.	Commercial Bulky Goods Collection Service (For additional Collections of Bulky Goods from Commercial Premises in Excess of Four (4) per account year)	$39.34	per pick-up
22d.	Residential HHW Collection (For additional Collections of HHW from Residential Premises in Excess of Four (4) Quarterly Pick-ups per year)	$28.10	per pick-up
22e.	Repair and Maintenance of Compactor	$84.30	per hour
22f.	Bin Cleaning Service	$84.30	per Bin
22g.	Cart Cleaning per Section 1.6.1.8 of Attachment B, Scope of Work	$50.58	per Cart
22h.	Bin Replacement/Exchange	$224.80	per Bin
22i.	Commercial Bin Wheel-Out Service (25' - 50')	$39.34	per bin per month
22j.	Commercial Bin Wheel-Out Service (51' - 75')	$48.08	per bin per month
22k.	Residential Backyard Wheel-Out Service for Customers (for Customers that are not a 'Disabled Person' as defined in Attachment A)	$28.10	per month
22l.	Extra Pick-up - Residential Cart	$28.10	per cart
22m.	Extra Pick-up - Commercial/Multi-family Cart	$44.96	per cart
22n.	Extra Pick-up - Commercial/Multi-family Bin	$140.50	per bin
22o.	Roll-off or Compactor Service - False or Dry Run	$281.00	per instance
22p.	Power wash/steam cleaning of enclosure	$196.70	per instance
22q.	Commercial/Multi-family Sunday Collection Service Premium (added to existing rate per container per month)	$126.31	per container per month
22r.	Roll-off/compactor overage charges - Landfill (if max weight is included in rate and load exceeds max weight - include a per ton cost)	$84.30	per ton
22s.	Roll-off/compactor overage charges - Mixed C&D (if max weight is included in rate and load exceeds max weight - include a per ton cost)	$84.30	per ton
22t.	Clean-up Bin Trip Charge	$140.50	per instance
22u.	Clean Up Bin Overweight Charge	$126.31	per ton
22v.	Roll-off Relocation Charge	$121.39	per instance
22w.	Overweight Roll-off Extra Charge if Special Vehicle is Needed to Haul Container in Excess of 10 Tons Loaded Weight (in addition to standard roll-off rate)	$281.00	per instance
22x.	Daily Rental Over 7 Days for Temporary 2,3,4, and 6-yard bins	$11.24	per day
22y.	Daily Rental Over 7 Days for Temporary 10,20,30 and 40-yard bins	$28.10	per day
22z.	Compactor cleaning charge	$196.70	per instance
22aa.	Replacement Residential Kitchen Food Scrap pail - including delivery (For new Residential Customer see Item rr for kitchen pail to be provided and delivered at no charge)	$15.00	per replacement
22bb.	Commercial Resumption of Service Charge (only after discontinuation for non-payment, includes redelivery of containers if removed from premises)	$56.20	per instance
22cc.	Residential Resumption of Service Charge (only after discontinuation for non-payment, includes redelivery of containers if removed from premises)	$56.20	per instance
22dd.	Stinger service / Scout Service - per Container per occurrence	$26.00	per Container per occurrence
22ee.	Locking Bin Installation	$28.10	per instance
22ff.	Emergency Collection, hourly rate for (1) crew and (1) vehicle	$219.18	per hour
22gg.	Bin sensor (Pilot Program described in Section 8.04.G of Contract)	$28.10	per bin sensor per month
22hh.	Bin Sensors (Optional City-Wide Program described in Section 8.04.G.1 of Contract)	$28.10	per bin sensor per month
22ii.	Bin Locking Lids Fee	$10.65	per month
22jj.	Locked Enclosure Gate Fee	$10.65	per month
22kk.	Residential - Non-containerization fee after second and subsequent written notices as described in Attachment B, Section 2.6.1	$39.34	per incident
22ll.	Commercial - Overfull Container Bins or Carts (excludes overweight temporary clean up Bins)	$0.00	no charge
22mm.	Replacement bin sensor (initial replacement at no charge. Second and subsequent replacement bin sensor will be charged at this rate. Rate shall include installation, capital cost, and licensing cost).	$28.10	per bin sensor
22nn.	Cart exchange in excess of 1 free annual exchange per Attachment B (Section 1.6.1.7). Can be exchanged for same or different cart size.	$50.58	per exchange
The Following Services will be provided to a Customer at no additional charge.			
22oo.	Commercial Bin Wheel-Out Service for a distance less than 25 feet.	$0.00	per month
22pp.	Non-damaged residential cart exchange for same or different size Cart up to 1 time per year at no charge per Attachment B, Section 1.6.1.7.	$0.00	per household
22qq.	Damaged Residential Cart replacement	$0.00	per replacement
22rr.	Residential New Customer Food Scraps kitchen pail (includes delivery)	$0.00	no charge
22ss.	Initial Distribution of Single Family Dwelling and Multi-Family unit Kitchen Pails per Sections 2.4.2 and 2.10.3 of Attachment B (includes delivery)	$0.00	no charge

Attachment D.3 - Maximum Rates to be Charged Assuming NO Cross-Jurisdictional Efficiencies between Lake Forest and Laguna Hills - LAGUNA HILLS ONLY RATES
Proposer Cost Assumptions

Instructions: Fill in the cost and productivity assumptions used to develop proposed rates as listed in Tables 1 - 4 below. Failure to provide the requested assumption data will be counted against proposers in the RFP evaluation. Cells shaded in yellow require proposer input.

Table 1: Residential Assumptions

Enter cost assumptions into yellow-shaded area below		
Density of Residential Curbside MSW	72.51	lbs. per cubic yard
Density of Residential Curbside Recyclable Materials	34.02	lbs. per cubic yard
Density of Residential Curbside Co-collected Yard Trimmings and Food Scraps	55.64	lbs. per cubic yard
Fully Burdened Cost per Hour to Operate Residential Side Loader	$ 130.00	$ per hour
Time to service 1 residential cart (includes time on and off route)	0.011	hours
Cost per ton for disposal	$ 42.96	$ per ton
Cost per ton for processing single-stream recyclables	$ 116.87	$ per ton
Composite revenue per ton for sale of single-stream recyclable materials	$ 110.27	$ per ton
Residue percentage of residential single-stream recyclables	29.85%	percent
Gate fee per ton for residential organics taken to a **composting** facility	$ 75.00	per ton
Transfer costs, per ton of residential organics, for transferring materials to proposed composting facility (leave blank if proposer is planning on direct-hauling from collection route to composting facility)		per ton
Revenue per ton for finished compost	$0-$15	per ton
Gate fee per ton for residential organics taken to an **anaerobic digestion (AD)** facility.	$ 102.75	per ton
Transfer costs, per ton of residential organics, for transferring materials to proposed AD facility (leave blank if proposer is planning on direct-hauling from collection route to AD facility)	$ 14.49	per ton
Revenue, including LCFS and RIN credits and revenue from sale of composted digestate, per ton for AD	$20-$30	per ton
Transfer costs, per ton of residential organics, for **transferring** materials to Orange County Waste and Recycling (OCW&R) **Bee Canyon Greenery (11002 Bee Canyon Access Road, Irvine, Ca) composting facility** should this facility accept co-collected organics during the term of the agreement	$ 3.61	per ton
Additional cost (or cost reduction) per ton of residential organics, for **direct-hauling** materials from collection routes directly to OCW&R composting facility **Bee Canyon Greenery** composting facility should this facility accept co-collected organics during the term of the agreement	$ 4.79	per ton
Transfer costs, per ton of residential organics, for **transferring** materials to OCW&R **Capistrano Greenery (32250 Avenida la Pata, SJC, Ca) composting facility** should this facility accept co-collected organics during the term of the agreement	$0.00 since CRR facility is in SJC. Will Direct Haul	per ton
Additional cost (or cost reduction) per ton of residential organics, for **direct-hauling** materials from collection routes directly to **OCW&R Capistrano Greenery** composting facility should this facility accept co-collected organics during the term of the agreement	$0.00 since CRR facility is also in SJC.	per ton
Transfer costs, per ton of residential organics, for **transferring** materials to OCW&R **Valencia Greenery (1942 N. Valencia Ave, Brea) composting facility** should this facility accept co-collected organics during the term of the agreement	$ 11.46	per ton
Additional cost (or cost reduction) per ton of residential organics, for **direct-hauling** materials from collection routes directly to **OCW&R Valencia Greenery** composting facility should this facility accept co-collected organics during the term of the agreement	$ 15.24	per ton

Table 2: Commercial and Multi-family Assumptions

Enter cost assumptions into yellow shaded area below		
Density of Commercial MSW	70.83	lbs. per cubic yard
Density of Commercial Recyclable Materials	65.24	lbs. per cubic yard
Density of Commercial Yard Trimmings	100	lbs. per cubic yard
Density of Commercial Food Scraps	200	lbs. per cubic yard
Density of Commercial Co-collected Food Scraps and Yard Trimmings	105.07	lbs. per cubic yard
Density of Multi-family MSW	70.83	lbs. per cubic yard
Density of Multi-family Recyclable Materials	65.24	lbs. per cubic yard
Density of Multi-family Yard Trimmings	100	lbs. per cubic yard
Density of Multi-family Food Scraps	200	lbs. per cubic yard

Density of Multi-family Co-collected Food Scraps and Yard Trimmings	105.07	lbs. per cubic yard
Time to service commercial/multi-family **CART** (includes time on and off route)	0.083	hours
Time to service commercial/multi-family BIN (includes time on and off route)	0.086	hours
Fully Burdened Cost per Hour to Operate Commercial Cart Collection Vehicle (CNG Vehicle) -	$ 130.00	$ per hour
Fully Burdened Cost per Hour to Operate CNG Commercial Front Loader	$ 130.00	$ per hour
Cost per ton for Residue disposal	$ 42.96	$ per ton
Cost per ton for processing commercial/multi-family single-stream recyclables	$ 75.00	$ per ton
Composite revenue per ton for sale of mixed commercial recyclable materials	$ 85.00	$ per ton
Residue percentage of commercial mixed recyclables	40%	$ per ton
Gate fee per ton for **composting** (exclude transportation)	$ 75.00	$ per ton
Transfer cost per ton of commercial organics taken to proposers' **composting** facility (if the proposer is proposing to transship commercial organics to a composting facility)	$ -	$ per ton
Cost per ton of transporting commercial organics to proposer's **composting** facility if it is direct-hauled to the facility off the collection route	$ 3.38	$ per ton
Revenue per ton for finished compost	$0-$15	$ per ton
Gate fee per ton for **co-digestion** (exclude transportation)	NA	$ per ton
Transfer cost per ton of commercial organics taken to proposer's **co-digestion** facility (if the proposer is proposing to transship commercial organics to a co-digestion facility)	NA	$ per ton
Cost per ton of transporting commercial organics to proposer's **co-digestion** facility if it is direct-hauled to the facility off the collection route	NA	$ per ton
Revenue, including LCFS and RIN credits and revenue from sale of composted digestate, per ton for co-digestion	NA	$ per ton
Gate fee per ton for **anaerobic digestion** (exclude transportation).	$ 139.00	$ per ton
Transfer cost per ton of commercial organics taken to proposer's **anaerobic digestion** facility (if the proposer is proposing to transship commercial organics to an AD facility)	$ 14.49	$ per ton
Cost per ton of transporting commercial organics to proposer's **anaerobic digestion** facility if it is direct-hauled to the facility off the collection route	NA	$ per ton
Revenue, including LCFS and RIN credits and revenue from sale of composted digestate, per ton for AD	$20-$30	$ per ton
Transfer costs, per ton of commercial organics, for **transferring** materials to Orange County Waste and Recycling (OCW&R) **Bee Canyon Greenery (11002 Bee Canyon Access Road, Irvine, Ca) composting facility** should this facility accept co-collected organics during the term of the agreement	$ 3.61	$ per ton
Additional cost (or cost reduction) per ton of commercial organics, for **direct-hauling** materials from collection routes directly to OCW&R composting facility **Bee Canyon Greenery** composting facility should this facility accept co-collected organics during the term of the agreement	$ 4.79	$ per ton
Transfer costs, per ton of commercial organics, for **transferring** materials to OCW&R **Capistrano Greenery (32250 Avenida la Pata, SJC, Ca) composting facility** should this facility accept co-collected organics during the term of the agreement	$0.00 since CRR facility is in SJC. Will Direct Haul	$ per ton
Additional cost (or cost reduction) per ton of commercial organics, for **direct-hauling** materials from collection routes directly to **OCW&R Capistrano Greenery** composting facility should this facility accept co-collected organics during the term of the agreement	$0.00 since CRR facility is also in SJC.	$ per ton
Transfer costs, per ton of commercial organics, for **transferring** materials to OCW&R **Valencia Greenery (1942 N. Valencia Ave, Brea) composting facility** should this facility accept co-collected organics during the term of the agreement	$ 11.46	$ per ton
Additional cost (or cost reduction) per ton of commercial organics, for **direct-hauling** materials from collection routes directly to **OCW&R Valencia Greenery** composting facility should this facility accept co-collected organics during the term of the agreement	$ 15.24	$ per ton
Cost per ton to transfer single-stream recyclables	$ 16.02	$ per ton
Cost per ton to transfer source-separated food scraps	$ 14.49	$ per ton
Cost per ton to transfer MSW	$ 5.41	$ per ton

Table 3. Cost Assumptions for Providing Core Special Services - Residential

	Number of Households in Laguna Hills	Projected Monthly Household Participation Percentage	Expected Number of Monthly Participating Households	Monthly Cost of Providing Service at Projected Participation Levels
Curbside collection of bulky items (includes white goods)	8,201	5.000%	410.05	$ 4,100.50
Mail-back collection of sharps for all SFH and MFH		0.150%	12.30	$ 367.81
Curbside collection of e-waste/u-waste (2 per household per year)		0.250%	20.50	$ 205.03
Curbside collection of HHW (2 per household per year)		0.250%	20.50	$ 205.03

	Number of Households in Laguna Hills	Projected **Annual** Household Participation Percentage	Annual Cost of Providing Annual HHW Collection Event at Projected Participation Levels
Annual HHW Collection Event	8,201	1.8%	17,714

Table 4: Assumed Weights for Temporary Bins, Roll-offs, and Compactors (used for rate items 7 - 17)

Container Size	Single Stream Recyclables	MSW to Landfill	Source-separated Food Scraps	Source-separated Yard Trimmings	Co-collected Food Scraps and Yard Trimmings	Mixed C&D
Temporary - 2 Cubic Yard Bin	0.0500	0.1000	0.3000	0.0950	0.0950	0.4000
Temporary - 3 Cubic Yard Bin	0.0750	0.1500	0.4500	0.1425	0.1425	0.6000
Temporary - 4 Cubic Yard Bin	0.1000	0.2000	0.6000	0.1900	0.1900	0.8000
Temporary - 6 Cubic Yard Bin	0.1500	0.3000	0.9000	0.2850	0.2850	1.2000
Temporary/Permanent - 10 Cubic Yard Roll-off	7.0000	7.0000	7.0000	7.0000	7.0000	7.0000
Temporary/Permanent - 20 Cubic Yard Roll-off	7.0000	7.0000	7.0000	7.0000	7.0000	7.0000
Temporary/Permanent - 25 Cubic Yard Roll-off	7.0000	7.0000	7.0000	7.0000	7.0000	7.0000
Temporary/Permanent - 30 Cubic Yard Roll-off	7.0000	7.0000	7.0000	7.0000	7.0000	7.0000
Temporary/Permanent - 40 Cubic Yard Roll-off	7.0000	7.0000	7.0000	7.0000	7.0000	7.0000
Permanent - 3 Cubic Yard Compactor	0.2250	0.4500	1.3500	0.4275	0.4275	
Permanent - 4 Cubic Yard Compactor	0.3000	0.6000	1.8000	0.5700	0.5700	
Permanent - 6 Cubic Yard Compactor	0.4500	0.9000	2.7000	0.8550	0.8550	
Permanent - 10 Cubic Yard Compactor	10.0000	10.0000	10.0000	10.0000	10.0000	
Permanent - 20 Cubic Yard Compactor	10.0000	10.0000	10.0000	10.0000	10.0000	
Permanent - 25 Cubic Yard Compactor	10.0000	10.0000	10.0000	10.0000	10.0000	
Permanent - 30 Cubic Yard Compactor	10.0000	10.0000	10.0000	10.0000	10.0000	
Permanent - 40 Cubic Yard Compactor	10.0000	10.0000	10.0000	10.0000	10.0000	

Attachment D.3 - Maximum Rates to be Charged Assuming NO Cross-Jurisdictional Efficiencies between Lake Forest and Laguna Hills - LAGUNA HILLS ONLY RATES

Fill in the rates proposed as the maximum rates to LAGUNA HILLS customers below for each level of service assuming NO cross-jurisdictional routing efficiencies between the two cities (Laguna Hills and Lake Forest). Rates must be broken down to show the collection cost, processing cost, disposal cost and capital costs (the capital component will not be escalated using the methodologies described in Attachment J). The procedure for adjusting costs throughout the term of the contract appears in **Article 14** of the Agreement. A sample calculation is shown in **Attachment J**. The disposal portion will only be adjusted as that cost actually changes. Disposal costs are a pass through cost and cannot include any mark up, overhead or administrative costs.

Rates must be submitted in 2025 dollars.

This form will become part of Attachment D.1 to the final Agreement.

1. Residential Basic Level of Service (weekly collection service unless otherwise stated)

#	Sector/Stream	Description	Size	Collection Component (85% Labor and 15% Fuel)			Processing Component	Disposal Component	Non-escalating Capital Component	Total Base Rate	Laguna Hills Regulatory Compliance Cost Component	Laguna Hills Procurement Cost Component	Laguna Hills Pavement Impact Cost Component	Total Laguna Hills Rate
				Labor	Fuel	Collection	Composting							
1a	Residential Curbside Organics	Co-collected Food scraps and Yard Trimmings Processed at a **Composting** Facility	30-35, 60-70, or 90-96 gallon	$ 3.52	$ 0.62	$ 4.15	$ 2.66	$ 0.47	$ 0.81	$ 8.09	$ 0.25	$ 0.04	$ 0.14	$ 8.51
1a	Residential Curbside Organics	Each **additional** Co-collected Food Scraps and Yard Trimmings - Compost	30-35, 60-70, or 90-96 gallon cart	$ 2.35	$ 0.41	$ 2.76	$ 2.66	$ 0.47	$ 0.66	$ 6.55	$ 0.20	$ 0.03	$ 0.11	$ 6.90

#	Sector/Stream	Description	Size	Collection Component (85% Labor and 15% Fuel)			Processing Component	Disposal Component	Non-escalating Capital Component	Total Base Rate	Laguna Hills Regulatory Compliance Cost Component	Laguna Hills Procurement Cost Component	Laguna Hills Pavement Impact Cost Component	Total Laguna Hills Rate
				Labor	Fuel	Collection	Anaerobic Digestion							
1b	Residential Curbside Organics	Co-collected Food scraps and Yard Trimmings Processed at an Anaerobic Digestion Facility	30-35, 60-70, or 90-96 gallon	$ 3.52	$ 0.62	$ 4.15	$ 4.60	$ 0.81	$ 1.06	$ 10.62	$ 0.33	$ 0.05	$ 0.18	$ 11.18
1b	Residential Curbside Organics	Each additional Co-collected Food Scraps and Yard Trimmings - Anaerobic Digestion	30-35, 60-70, or 90-96 gallon cart	$ 2.35	$ 0.41	$ 2.76	$ 4.60	$ 0.81	$ 0.91	$ 9.08	$ 0.28	$ 0.04	$ 0.15	$ 9.56

#	Sector/Stream	Description	Size	Collection Component (85% Labor and 15% Fuel)			Processing Component	Disposal Component	Non-escalating Capital Component	Total Base Rate	Laguna Hills Regulatory Compliance Cost Component	Laguna Hills Procurement Cost Component	Laguna Hills Pavement Impact Cost Component	Total Laguna Hills Rate
				Labor	Fuel	Collection	Clean MRF							
1c	Residential Curbside Recycling	Single-stream recycling cart (up to 2 per household)	30-35, 60-70, or 90-96 gallon	$ 4.41	$ 0.78	$ 5.18	$ (0.15)	$ 0.02	$ 0.56	$ 5.61	$ 0.17	$ 0.03	$ 0.10	$ 5.91
1c	Residential Curbside Recycling	A third, and additional, single-stream recycling cart	30-35, 60-70, or 90-96 gallon cart	$ 2.94	$ 0.52	$ 3.46	$ (0.15)	$ 0.02	$ 0.37	$ 3.69	$ 0.11	$ 0.02	$ 0.06	$ 3.89

#	Sector/Stream	Description	Size	Collection Component (85% Labor and 15% Fuel)			Disposal Component	Non-escalating Capital Component	Total Base Rate	Laguna Hills Regulatory Compliance Cost Component	Laguna Hills Procurement Cost Component	Laguna Hills Pavement Impact Cost Component	Total Laguna Hills Rate
				Labor	Fuel	Collection							
1d	Residential Curbside MSW	MSW Cart to Landfill - Part of Residential Bundle	30-35 gallon cart	$ 4.64	$ 0.82	$ 5.46	$ 1.59	$ 0.78	$ 7.83	$ 0.24	$ 0.04	$ 0.13	$ 8.24
1d	Residential Curbside MSW	MSW Cart to Landfill - Part of Residential Bundle	60-70 gallon cart	$ 4.64	$ 0.82	$ 5.46	$ 2.96	$ 0.93	$ 9.35	$ 0.29	$ 0.05	$ 0.16	$ 9.84
1d	Residential Curbside MSW	MSW Cart to Landfill - Part of Residential Bundle	90-95 gallon cart	$ 4.64	$ 0.82	$ 5.46	$ 4.09	$ 1.06	$ 10.61	$ 0.33	$ 0.05	$ 0.18	$ 11.17
1d	Residential Curbside MSW	Each additional MSW cart to Landfill	30-35 gallon cart	$ 3.09	$ 0.55	$ 3.64	$ 1.59	$ 0.58	$ 5.81	$ 0.18	$ 0.03	$ 0.10	$ 6.12
1d	Residential Curbside MSW	Each additional MSW cart to Landfill	60-70 gallon cart	$ 3.09	$ 0.55	$ 3.64	$ 2.96	$ 0.73	$ 7.33	$ 0.23	$ 0.04	$ 0.12	$ 7.71
1d	Residential Curbside MSW	Each additional MSW cart to Landfill	90-95 gallon cart	$ 3.09	$ 0.55	$ 3.64	$ 4.09	$ 0.86	$ 8.59	$ 0.26	$ 0.04	$ 0.15	$ 9.04

#	Sector	Description	Summary of Service Configuration	Total Laguna Hills Residential 3-cart Rate
1e	Residential 3-cart bundle	30-35 gal MSW, organics to **composting** facility	Residential Option 1e - 30-35 gal MSW Cart: One (1) 30-35 gal MSW; one (1) co-collected food scraps and yard trimmings of any size to **composting** facility; and up to two (2) recycling cart of any size (automatically calculated).	$ 22.66
2e	Residential 3-cart bundle	60-70-gal MSW, organics to **composting** facility	Residential Option 2e - 60-70-gal MSW Cart: One (1) 60-70 gal MSW; one (1) co-collected food scraps and yard trimmings of any size to **composting** facility; and up to two (2) recycling carts of any size (automatically calculated).	$ 24.26
3e	Residential 3-cart bundle	90-95-gal MSW, organics to **composting** facility	Residential Option 3e - 90-95-gal MSW Cart: One (1) 90-95-gal MSW; one (1) co-collected food scraps and yard trimmings of any size to **composting** facility; and up to two (2) recycling carts of any size (automatically calculated).	$ 25.59
1f	Residential 3-cart bundle	30-35 gal MSW, organics to **AD** facility	Residential Option 1f - 30-35 gal MSW Cart: One (1) 30-35 gal MSW; one (1) co-collected food scraps and yard trimmings of any size to **AD** facility; and up to two (2) recycling cart of any size (automatically calculated).	$ 25.33
2f	Residential 3-cart bundle	60-70-gal MSW, organics to **AD** facility	Residential Option 2f - 60-70-gal MSW Cart: One (1) 60-70 gal MSW; one (1) co-collected food scraps and yard trimmings of any size to **AD** facility; and up to two (2) recycling carts of any size (automatically calculated).	$ 26.93
3f	Residential 3-cart bundle	90-95-gal MSW, organics to **AD** facility	Residential Option 3f - 90-95-gal MSW Cart: One (1) 90-95-gal MSW; one (1) co-collected food scraps and yard trimmings of any size to **AD** facility; and up to two (2) recycling carts of any size (automatically calculated).	$ 28.26

#	Sector/Stream	Description	Size	Collection Component (85% Labor and 15% Fuel)			Processing Component	Disposal Component	Non-escalating Capital Component	Total Base Rate	Laguna Hills Regulatory Compliance Cost Component	Laguna Hills Procurement Cost Component	Laguna Hills Pavement Impact Cost Component	Total Laguna Hills Rate
				Labor	Fuel	Collection	Stable Bedding Processing Facility Selected in Proposal Form 26							
1g	Residential stable bedding cart service	Curbside residential cart service for stable bedding generated by equestrian households in residential areas. Stable bedding may be co-collected with Yard Trimmings and Food Scraps.	30-35, 60-70, or 90-96 gallon	$ 3.06	$ 0.54	$ 3.60	$ 30.29	$ 5.35	$ 4.36	$ 43.60	$ 1.14	$ 0.21	$ 0.94	$ 45.89
1g	Residential stable bedding bin service	Bin service for stable bedding generated by equestrian households in residential areas	3-yard bin	$ 10.94	$ 1.93	$ 12.87	$ 121.15	$ 21.38	$ 17.27	$ 172.67	$ 4.53	$ 0.83	$ 3.72	$ 181.76

Attachment D.3 - Maximum Rates to be Charged Assuming NO Cross-Jurisdictional Efficiencies between Lake Forest and Laguna Hills - LAGUNA HILLS ONLY RATES

Fill in the rates proposed as the maximum rates to LAGUNA HILLS customers below for each level of service assuming NO cross-jurisdictional routing efficiencies between the two cities (Laguna Hills and Lake Forest). Rates must be broken down to show the collection cost, processing cost, disposal cost and capital costs (the capital component will not be escalated). The procedure for adjusting costs throughout the term of the contract appears in **Article 14** of the Agreement. A sample calculation is shown in **Attachment J**. The disposal portion will only be adjusted as that cost actually changes. Disposal costs are a pass through cost and cannot include any mark up, overhead or administrative costs. As the amount of material being collected and handled is increasingly shifting into diversion, providing diversion services at no charge is no longer feasible and therefore is not permitted in this form. Best practices have identified that a Divertible materials collection rate that is 50% of the MSW rate obtains optimal generator participation. As noted in Section 6. MSW Rate Sheet commercial MSW rates may include any costs that are not recovered by offering Divertible Materials collection programs at 50% the rate for MSW. The rate proposed for collection of commercial, multi-family, temporary bin, temporary roll off, permanent roll off and compactor customers for divertible materials must be 50% lower than the rate proposed for collection of MSW materials.

Rates must be submitted in 2025 dollars.

Indicate the selected commercial and multi-family source-separated food scrap processing technology using the drop down:	**Composting**	<-- the selected processing methodology will be shown in the Processing Component cell for the corresponding rate item in **Section 3** below. Proposers shall provide further details re: their proposed processing facility for this service line in the corresponding proposal form.
Indicate the selected commercial and multi-family source-separated yard trimmings processing technology using the drop down:	**Composting**	<-- the selected processing methodology will be shown in the Processing Component cell for the corresponding rate item in **Section 4** below. Proposers shall provide further details re: their proposed processing facility for this service line in the corresponding proposal form.
Indicate the selected commercial and multi-family co-collected food scraps and yard trimmings processing technology using the drop down:	**Composting**	<-- the selected processing methodology will be shown in the Processing Component cell for the corresponding rate item in **Section 5** below. Proposers shall provide further details re: their proposed processing facility for this service line in the corresponding proposal form.

This form will become part of Attachment D.1 to the final Agreement.

2. Commercial and Multi-Family Single-Material and Single-Stream Recyclables

#	Sector/Stream	Description	Size	Frequency of Collection	Collection Component (85% Labor and 15% Fuel) Labor	Fuel	Collection	Processing Component Clean MRF	Disposal Component	Non-escalating Capital Component	Total Base Rate	Total Base Rate	Laguna Hills Procurement Cost Component	Laguna Hills Pavement Impact Cost Component	Total Laguna Hills Rate
2a	Commercial and Multi-family Recyclables	Single-stream and Single-stream Recyclables Service	35-gallon Cart	1 pick-up per week	$ 26.11	$ 4.61	$ 30.71	$ 1.98	$ 0.35	$ 3.67	$ 36.71	$ 36.71	$ 0.66	$ 2.77	$ 43.30
2a	Commercial and Multi-family Recyclables	Single-stream and Single-stream Recyclables Service	35-gallon Cart	2 pick-up per week	$ 35.09	$ 6.19	$ 41.28	$ 3.95	$ 0.70	$ 5.10	$ 51.04	$ 51.04	$ 0.92	$ 3.84	$ 60.19
2a	Commercial and Multi-family Recyclables	Single-stream and Single-stream Recyclables Service	35-gallon Cart	3 pick-up per week	$ 40.10	$ 7.08	$ 47.18	$ 5.93	$ 1.05	$ 6.02	$ 60.17	$ 60.17	$ 1.08	$ 4.53	$ 70.96
2a	Commercial and Multi-family Recyclables	Single-stream and Single-stream Recyclables Service	35-gallon Cart	4 pick-up per week	$ 48.46	$ 8.55	$ 57.01	$ 7.91	$ 1.40	$ 7.37	$ 73.68	$ 73.68	$ 1.32	$ 5.55	$ 86.89
2a	Commercial and Multi-family Recyclables	Single-stream and Single-stream Recyclables Service	35-gallon Cart	5 pick-up per week	$ 56.39	$ 9.95	$ 66.34	$ 9.89	$ 1.74	$ 8.66	$ 86.64	$ 86.64	$ 1.55	$ 6.53	$ 102.18
2a	Commercial and Multi-family Recyclables	Single-stream and Single-stream Recyclables Service	35-gallon Cart	6 pick-up per week	$ 63.91	$ 11.28	$ 75.19	$ 11.86	$ 2.09	$ 9.91	$ 99.05	$ 99.05	$ 1.78	$ 7.46	$ 116.82
2b	Commercial and Multi-family Recyclables	Single-stream and Single-stream Recyclables Service	65-gallon Cart	1 pick-up per week	$ 26.11	$ 4.61	$ 30.71	$ 3.67	$ 0.65	$ 3.89	$ 38.93	$ 38.93	$ 0.70	$ 2.93	$ 45.91
2b	Commercial and Multi-family Recyclables	Single-stream and Single-stream Recyclables Service	65-gallon Cart	2 pick-up per week	$ 35.09	$ 6.19	$ 41.28	$ 7.34	$ 1.30	$ 5.55	$ 55.47	$ 55.47	$ 0.99	$ 4.18	$ 65.41
2b	Commercial and Multi-family Recyclables	Single-stream and Single-stream Recyclables Service	65-gallon Cart	3 pick-up per week	$ 40.10	$ 7.08	$ 47.18	$ 11.02	$ 1.94	$ 6.68	$ 66.82	$ 66.82	$ 1.20	$ 5.03	$ 78.80
2b	Commercial and Multi-family Recyclables	Single-stream and Single-stream Recyclables Service	65-gallon Cart	4 pick-up per week	$ 48.46	$ 8.55	$ 57.01	$ 14.69	$ 2.59	$ 8.25	$ 82.54	$ 82.54	$ 1.48	$ 6.22	$ 97.34
2b	Commercial and Multi-family Recyclables	Single-stream and Single-stream Recyclables Service	65-gallon Cart	5 pick-up per week	$ 56.39	$ 9.95	$ 66.34	$ 18.36	$ 3.24	$ 9.77	$ 97.72	$ 97.72	$ 1.75	$ 7.36	$ 115.24
2b	Commercial and Multi-family Recyclables	Single-stream and Single-stream Recyclables Service	65-gallon Cart	6 pick-up per week	$ 63.91	$ 11.28	$ 75.19	$ 22.03	$ 3.89	$ 11.23	$ 112.35	$ 112.35	$ 2.01	$ 8.46	$ 132.49
2c	Commercial and Multi-family Recyclables	Single-stream and Single-stream Recyclables Service	95-gallon Cart	1 pick-up per week	$ 26.11	$ 4.61	$ 30.71	$ 5.37	$ 0.95	$ 4.11	$ 41.14	$ 41.14	$ 0.74	$ 3.10	$ 48.52
2c	Commercial and Multi-family Recyclables	Single-stream and Single-stream Recyclables Service	95-gallon Cart	2 pick-up per week	$ 35.09	$ 6.19	$ 41.28	$ 10.73	$ 1.89	$ 5.99	$ 59.90	$ 59.90	$ 1.07	$ 4.51	$ 70.64
2c	Commercial and Multi-family Recyclables	Single-stream and Single-stream Recyclables Service	95-gallon Cart	3 pick-up per week	$ 40.10	$ 7.08	$ 47.18	$ 16.10	$ 2.84	$ 7.35	$ 73.47	$ 73.47	$ 1.32	$ 5.53	$ 86.64
2c	Commercial and Multi-family Recyclables	Single-stream and Single-stream Recyclables Service	95-gallon Cart	4 pick-up per week	$ 48.46	$ 8.55	$ 57.01	$ 21.47	$ 3.79	$ 9.14	$ 91.40	$ 91.40	$ 1.64	$ 6.88	$ 107.80
2c	Commercial and Multi-family Recyclables	Single-stream and Single-stream Recyclables Service	95-gallon Cart	5 pick-up per week	$ 56.39	$ 9.95	$ 66.34	$ 26.84	$ 4.74	$ 10.88	$ 108.79	$ 108.79	$ 1.95	$ 8.19	$ 128.30
2c	Commercial and Multi-family Recyclables	Single-stream and Single-stream Recyclables Service	95-gallon Cart	6 pick-up per week	$ 63.91	$ 11.28	$ 75.19	$ 32.20	$ 5.68	$ 12.56	$ 125.64	$ 125.64	$ 2.25	$ 9.46	$ 148.17
2d	Commercial and Multi-family Recyclables	Single-stream and Single-stream Recyclables Service	1 Cubic Yard Bin (standalone or half of 2-yard split bin)	1 pick-up per week	$ 20.89	$ 3.69	$ 24.57	$ 11.41	$ 2.01	$ 4.22	$ 42.22	$ 42.22	$ 0.76	$ 3.18	$ 49.79
2d	Commercial and Multi-family Recyclables	Single-stream and Single-stream Recyclables Service	1 Cubic Yard Bin (standalone or half of 2-yard split bin)	2 pick-up per week	$ 28.07	$ 4.95	$ 33.02	$ 22.82	$ 4.03	$ 6.65	$ 66.53	$ 66.53	$ 1.19	$ 5.01	$ 78.46
2d	Commercial and Multi-family Recyclables	Single-stream and Single-stream Recyclables Service	1 Cubic Yard Bin (standalone or half of 2-yard split bin)	3 pick-up per week	$ 32.08	$ 5.66	$ 37.74	$ 34.24	$ 6.04	$ 8.67	$ 86.69	$ 86.69	$ 1.55	$ 6.53	$ 102.24
2d	Commercial and Multi-family Recyclables	Single-stream and Single-stream Recyclables Service	1 Cubic Yard Bin (standalone or half of 2-yard split bin)	4 pick-up per week	$ 38.76	$ 6.84	$ 45.60	$ 45.65	$ 8.06	$ 11.03	$ 110.34	$ 110.34	$ 1.98	$ 8.31	$ 130.13
2d	Commercial and Multi-family Recyclables	Single-stream and Single-stream Recyclables Service	1 Cubic Yard Bin (standalone or half of 2-yard split bin)	5 pick-up per week	$ 45.11	$ 7.96	$ 53.07	$ 57.06	$ 10.07	$ 13.36	$ 133.56	$ 133.56	$ 2.40	$ 10.06	$ 157.51
2d	Commercial and Multi-family Recyclables	Single-stream and Single-stream Recyclables Service	1 Cubic Yard Bin (standalone or half of 2-yard split bin)	6 pick-up per week	$ 51.13	$ 9.02	$ 60.15	$ 68.47	$ 12.08	$ 15.63	$ 156.34	$ 156.34	$ 2.80	$ 11.78	$ 184.38
2e	Commercial and Multi-family Recyclables	Single-stream and Single-stream Recyclables Service	1.5 Cubic Yard Bin (standalone or half of 3-yard split bin)	1 pick-up per week	$ 20.89	$ 3.69	$ 24.57	$ 17.12	$ 3.02	$ 4.97	$ 49.68	$ 49.68	$ 0.89	$ 3.74	$ 58.59
2e	Commercial and Multi-family Recyclables	Single-stream and Single-stream Recyclables Service	1.5 Cubic Yard Bin (standalone or half of 3-yard split bin)	2 pick-up per week	$ 28.07	$ 4.95	$ 33.02	$ 34.24	$ 6.04	$ 8.14	$ 81.45	$ 81.45	$ 1.46	$ 6.13	$ 96.05
2e	Commercial and Multi-family Recyclables	Single-stream and Single-stream Recyclables Service	1.5 Cubic Yard Bin (standalone or half of 3-yard split bin)	3 pick-up per week	$ 32.08	$ 5.66	$ 37.74	$ 51.36	$ 9.06	$ 10.91	$ 109.07	$ 109.07	$ 1.96	$ 8.21	$ 128.63
2e	Commercial and Multi-family Recyclables	Single-stream and Single-stream Recyclables Service	1.5 Cubic Yard Bin (standalone or half of 3-yard split bin)	4 pick-up per week	$ 38.76	$ 6.84	$ 45.60	$ 68.47	$ 12.08	$ 14.02	$ 140.18	$ 140.18	$ 2.51	$ 10.56	$ 165.32
2e	Commercial and Multi-family Recyclables	Single-stream and Single-stream Recyclables Service	1.5 Cubic Yard Bin (standalone or half of 3-yard split bin)	5 pick-up per week	$ 45.11	$ 7.96	$ 53.07	$ 85.59	$ 15.10	$ 17.09	$ 170.86	$ 170.86	$ 3.06	$ 12.87	$ 201.50
2e	Commercial and Multi-family Recyclables	Single-stream and Single-stream Recyclables Service	1.5 Cubic Yard Bin (standalone or half of 3-yard split bin)	6 pick-up per week	$ 51.13	$ 9.02	$ 60.15	$ 102.71	$ 18.13	$ 20.11	$ 201.10	$ 201.10	$ 3.61	$ 15.15	$ 237.16

2f	Commercial and Multi-family Recyclables	Single-stream and Single-stream Recyclables Service	2 Cubic Yard Bin (standalone or half of 4-yard split bin)	1 pick-up per week	$ 20.89	$ 3.69	$ 24.57	$ 22.82	$ 4.03	$ 5.71	$ 57.14	$ 57.14	$ 1.02	$ 4.30	$ 67.38
2f	Commercial and Multi-family Recyclables	Single-stream and Single-stream Recyclables Service	2 Cubic Yard Bin (standalone or half of 4-yard split bin)	2 pick-up per week	$ 28.07	$ 4.95	$ 33.02	$ 45.65	$ 8.06	$ 9.64	$ 96.37	$ 96.37	$ 1.73	$ 7.26	$ 113.65
2f	Commercial and Multi-family Recyclables	Single-stream and Single-stream Recyclables Service	2 Cubic Yard Bin (standalone or half of 4-yard split bin)	3 pick-up per week	$ 32.08	$ 5.66	$ 37.74	$ 68.47	$ 12.08	$ 13.14	$ 131.44	$ 131.44	$ 2.36	$ 9.90	$ 155.02
2f	Commercial and Multi-family Recyclables	Single-stream and Single-stream Recyclables Service	2 Cubic Yard Bin (standalone or half of 4-yard split bin)	4 pick-up per week	$ 38.76	$ 6.84	$ 45.60	$ 91.30	$ 16.11	$ 17.00	$ 170.02	$ 170.02	$ 3.05	$ 12.81	$ 200.51
2f	Commercial and Multi-family Recyclables	Single-stream and Single-stream Recyclables Service	2 Cubic Yard Bin (standalone or half of 4-yard split bin)	5 pick-up per week	$ 45.11	$ 7.96	$ 53.07	$ 114.12	$ 20.14	$ 20.82	$ 208.15	$ 208.15	$ 3.73	$ 15.68	$ 245.48
2f	Commercial and Multi-family Recyclables	Single-stream and Single-stream Recyclables Service	2 Cubic Yard Bin (standalone or half of 4-yard split bin)	6 pick-up per week	$ 51.13	$ 9.02	$ 60.15	$ 136.95	$ 24.17	$ 24.59	$ 245.85	$ 245.85	$ 4.41	$ 18.52	$ 289.94
2g	Commercial and Multi-family Recyclables	Single-stream and Single-stream Recyclables Service	3 Cubic Yard Bin	1 pick-up per week	$ 26.85	$ 4.74	$ 31.59	$ 34.24	$ 6.04	$ 7.99	$ 79.86	$ 79.86	$ 1.43	$ 6.01	$ 94.18
2g	Commercial and Multi-family Recyclables	Single-stream and Single-stream Recyclables Service	3 Cubic Yard Bin	2 pick-up per week	$ 36.09	$ 6.37	$ 42.46	$ 68.47	$ 12.08	$ 13.67	$ 136.69	$ 136.69	$ 2.45	$ 10.29	$ 161.20
2g	Commercial and Multi-family Recyclables	Single-stream and Single-stream Recyclables Service	3 Cubic Yard Bin	3 pick-up per week	$ 41.25	$ 7.28	$ 48.53	$ 102.71	$ 18.13	$ 18.82	$ 188.18	$ 188.18	$ 3.37	$ 14.17	$ 221.93
2g	Commercial and Multi-family Recyclables	Single-stream and Single-stream Recyclables Service	3 Cubic Yard Bin	4 pick-up per week	$ 49.84	$ 8.80	$ 58.63	$ 136.95	$ 24.17	$ 24.42	$ 244.17	$ 244.17	$ 4.38	$ 18.39	$ 287.95
2g	Commercial and Multi-family Recyclables	Single-stream and Single-stream Recyclables Service	3 Cubic Yard Bin	5 pick-up per week	$ 58.00	$ 10.24	$ 68.24	$ 171.19	$ 30.21	$ 29.96	$ 299.59	$ 299.59	$ 5.37	$ 22.56	$ 353.32
2g	Commercial and Multi-family Recyclables	Single-stream and Single-stream Recyclables Service	3 Cubic Yard Bin	6 pick-up per week	$ 65.74	$ 11.60	$ 77.34	$ 205.42	$ 36.25	$ 35.45	$ 354.46	$ 354.46	$ 6.36	$ 26.70	$ 418.02
2h	Commercial and Multi-family Recyclables	Single-stream and Single-stream Recyclables Service	4 Cubic Yard Bin	1 pick-up per week	$ 35.80	$ 6.32	$ 42.12	$ 45.65	$ 8.06	$ 10.65	$ 106.48	$ 106.48	$ 1.91	$ 8.02	$ 125.57
2h	Commercial and Multi-family Recyclables	Single-stream and Single-stream Recyclables Service	4 Cubic Yard Bin	2 pick-up per week	$ 48.12	$ 8.49	$ 56.61	$ 91.30	$ 16.11	$ 18.22	$ 182.25	$ 182.25	$ 3.27	$ 13.73	$ 214.93
2h	Commercial and Multi-family Recyclables	Single-stream and Single-stream Recyclables Service	4 Cubic Yard Bin	3 pick-up per week	$ 55.00	$ 9.71	$ 64.70	$ 136.95	$ 24.17	$ 25.09	$ 250.91	$ 250.91	$ 4.50	$ 18.90	$ 295.90
2h	Commercial and Multi-family Recyclables	Single-stream and Single-stream Recyclables Service	4 Cubic Yard Bin	4 pick-up per week	$ 66.45	$ 11.73	$ 78.18	$ 182.60	$ 32.22	$ 32.56	$ 325.56	$ 325.56	$ 5.84	$ 24.52	$ 383.94
2h	Commercial and Multi-family Recyclables	Single-stream and Single-stream Recyclables Service	4 Cubic Yard Bin	5 pick-up per week	$ 77.34	$ 13.65	$ 90.99	$ 228.25	$ 40.28	$ 39.95	$ 399.46	$ 399.46	$ 7.16	$ 30.09	$ 471.09
2h	Commercial and Multi-family Recyclables	Single-stream and Single-stream Recyclables Service	4 Cubic Yard Bin	6 pick-up per week	$ 87.65	$ 15.47	$ 103.12	$ 273.90	$ 48.33	$ 47.26	$ 472.61		$ 8.48	$ 35.60	$ 557.36
2i	Commercial and Multi-family Recyclables	Single-stream and Single-stream Recyclables Service	6 Cubic Yard Bin	1 pick-up per week	$ 53.71	$ 9.48	$ 63.18	$ 68.47	$ 12.08	$ 15.97	$ 159.71		$ 2.86	$ 12.03	$ 188.35
2i	Commercial and Multi-family Recyclables	Single-stream and Single-stream Recyclables Service	6 Cubic Yard Bin	2 pick-up per week	$ 72.18	$ 12.74	$ 84.92	$ 136.95	$ 24.17	$ 27.34	$ 273.37		$ 4.90	$ 20.59	$ 322.40
2i	Commercial and Multi-family Recyclables	Single-stream and Single-stream Recyclables Service	6 Cubic Yard Bin	3 pick-up per week	$ 82.49	$ 14.56	$ 97.05	$ 205.42	$ 36.25	$ 37.64	$ 376.36		$ 6.75	$ 28.35	$ 443.85
2i	Commercial and Multi-family Recyclables	Single-stream and Single-stream Recyclables Service	6 Cubic Yard Bin	4 pick-up per week	$ 99.68	$ 17.59	$ 117.27	$ 273.90	$ 48.33	$ 48.83	$ 488.34		$ 8.76	$ 36.78	$ 575.91
2i	Commercial and Multi-family Recyclables	Single-stream and Single-stream Recyclables Service	6 Cubic Yard Bin	5 pick-up per week	$ 116.01	$ 20.47	$ 136.48	$ 342.37	$ 60.42	$ 59.92	$ 599.19		$ 10.75	$ 45.13	$ 706.64
2i	Commercial and Multi-family Recyclables	Single-stream and Single-stream Recyclables Service	6 Cubic Yard Bin	6 pick-up per week	$ 131.47	$ 23.20	$ 154.67	$ 410.85	$ 72.50	$ 70.89	$ 708.91	$ 61.02	$ 12.71	$ 53.39	$ 836.04

3. Commercial and Multi-Family Source-separated Food Scraps

*Note: Food scraps will only be collected in 35-gal, 65-gal, 1-yard, 1.5 yard, and 2-yard containers. Food scraps will **not** be collected as part of split bin service.*

#	Sector/Stream	Description	Size	Frequency of Collection	Collection Component (85% Labor and 15% Fuel)			Processing Component	Disposal Component	Non-escalating Capital Component	Total Base Rate	Laguna Hills Regulatory Compliance Cost Component	Laguna Hills Procurement Cost Component	Laguna Hills Pavement Impact Cost Component	Total Laguna Hills Rate
					Labor	Fuel	Collection	Composting							
3a	Commercial and Multi-family Food Scraps	Source-separated Food Scraps	35-gallon Cart	1 pick-up per week	$ 26.11	$ 4.61	$ 30.71	$ 1.98	$ 0.35	$ 3.67	$ 36.71	$ 3.16	$ 0.66	$ 2.77	$ 43.30
3a	Commercial and Multi-family Food Scraps	Source-separated Food Scraps	35-gallon Cart	2 pick-up per week	$ 35.09	$ 6.19	$ 41.28	$ 3.95	$ 0.70	$ 5.10	$ 51.04	$ 4.39	$ 0.92	$ 3.84	$ 60.19
3a	Commercial and Multi-family Food Scraps	Source-separated Food Scraps	35-gallon Cart	3 pick-up per week	$ 40.10	$ 7.08	$ 47.18	$ 5.93	$ 1.05	$ 6.02	$ 60.17	$ 5.18	$ 1.08	$ 4.53	$ 70.96
3a	Commercial and Multi-family Food Scraps	Source-separated Food Scraps	35-gallon Cart	4 pick-up per week	$ 48.46	$ 8.55	$ 57.01	$ 7.91	$ 1.40	$ 7.37	$ 73.68	$ 6.34	$ 1.32	$ 5.55	$ 86.89
3a	Commercial and Multi-family Food Scraps	Source-separated Food Scraps	35-gallon Cart	5 pick-up per week	$ 56.39	$ 9.95	$ 66.34	$ 9.89	$ 1.74	$ 8.66	$ 86.64	$ 7.46	$ 1.55	$ 6.53	$ 102.18
3a	Commercial and Multi-family Food Scraps	Source-separated Food Scraps	35-gallon Cart	6 pick-up per week	$ 63.91	$ 11.28	$ 75.19	$ 11.86	$ 2.09	$ 9.91	$ 99.05	$ 8.53	$ 1.78	$ 7.46	$ 116.82
3b	Commercial and Multi-family Food Scraps	Source-separated Food Scraps	65-gallon Cart	1 pick-up per week	$ 26.11	$ 4.61	$ 30.71	$ 3.67	$ 0.65	$ 3.89	$ 38.93	$ 3.35	$ 0.70	$ 2.93	$ 45.91
3b	Commercial and Multi-family Food Scraps	Source-separated Food Scraps	65-gallon Cart	2 pick-up per week	$ 35.09	$ 6.19	$ 41.28	$ 7.34	$ 1.30	$ 5.55	$ 55.47	$ 4.77	$ 0.99	$ 4.18	$ 65.41
3b	Commercial and Multi-family Food Scraps	Source-separated Food Scraps	65-gallon Cart	3 pick-up per week	$ 40.10	$ 7.08	$ 47.18	$ 11.02	$ 1.94	$ 6.68	$ 66.82	$ 5.75	$ 1.20	$ 5.03	$ 78.80
3b	Commercial and Multi-family Food Scraps	Source-separated Food Scraps	65-gallon Cart	4 pick-up per week	$ 48.46	$ 8.55	$ 57.01	$ 14.69	$ 2.59	$ 8.25	$ 82.54	$ 7.10	$ 1.48	$ 6.22	$ 97.34
3b	Commercial and Multi-family Food Scraps	Source-separated Food Scraps	65-gallon Cart	5 pick-up per week	$ 56.39	$ 9.95	$ 66.34	$ 18.36	$ 3.24	$ 9.77	$ 97.72	$ 8.41	$ 1.75	$ 7.36	$ 115.24
3b	Commercial and Multi-family Food Scraps	Source-separated Food Scraps	65-gallon Cart	6 pick-up per week	$ 63.91	$ 11.28	$ 75.19	$ 22.03	$ 3.89	$ 11.23	$ 112.35	$ 9.67	$ 2.01	$ 8.46	$ 132.49
3c	Commercial and Multi-family Food Scraps	Source-separated Food Scraps	1 Cubic Yard Bin	1 pick-up per week	$ 26.11	$ 4.61	$ 30.71	$ 5.37	$ 0.95	$ 4.11	$ 41.14	$ 3.54	$ 0.74	$ 3.10	$ 48.52
3c	Commercial and Multi-family Food Scraps	Source-separated Food Scraps	1 Cubic Yard Bin	2 pick-up per week	$ 35.09	$ 6.19	$ 41.28	$ 10.73	$ 1.89	$ 5.99	$ 59.90	$ 5.16	$ 1.07	$ 4.51	$ 70.64
3c	Commercial and Multi-family Food Scraps	Source-separated Food Scraps	1 Cubic Yard Bin	3 pick-up per week	$ 40.10	$ 7.08	$ 47.18	$ 16.10	$ 2.84	$ 7.35	$ 73.47	$ 6.32	$ 1.32	$ 5.53	$ 86.64
3c	Commercial and Multi-family Food Scraps	Source-separated Food Scraps	1 Cubic Yard Bin	4 pick-up per week	$ 48.46	$ 8.55	$ 57.01	$ 21.47	$ 3.79	$ 9.14	$ 91.40	$ 7.87	$ 1.64	$ 6.88	$ 107.80
3c	Commercial and Multi-family Food Scraps	Source-separated Food Scraps	1 Cubic Yard Bin	5 pick-up per week	$ 56.39	$ 9.95	$ 66.34	$ 26.84	$ 4.74	$ 10.88	$ 108.79	$ 9.36	$ 1.95	$ 8.19	$ 128.30
3c	Commercial and Multi-family Food Scraps	Source-separated Food Scraps	1 Cubic Yard Bin	6 pick-up per week	$ 63.91	$ 11.28	$ 75.19	$ 32.20	$ 5.68	$ 12.56	$ 125.64	$ 10.81	$ 2.25	$ 9.46	$ 148.17
3d	Commercial and Multi-family Food Scraps	Source-separated Food Scraps	1.5 Cubic Yard Bin	1 pick-up per week	$ 20.89	$ 3.69	$ 24.57	$ 11.41	$ 2.01	$ 4.22	$ 42.22	$ 3.63	$ 0.76	$ 3.18	$ 49.79
3d	Commercial and Multi-family Food Scraps	Source-separated Food Scraps	1.5 Cubic Yard Bin	2 pick-up per week	$ 28.07	$ 4.95	$ 33.02	$ 22.82	$ 4.03	$ 6.65	$ 66.53	$ 5.73	$ 1.19	$ 5.01	$ 78.46
3d	Commercial and Multi-family Food Scraps	Source-separated Food Scraps	1.5 Cubic Yard Bin	3 pick-up per week	$ 32.08	$ 5.66	$ 37.74	$ 34.24	$ 6.04	$ 8.67	$ 86.69	$ 7.46	$ 1.55	$ 6.53	$ 102.24

3d	Commercial and Multi-family Food Scraps	Source-separated Food Scraps	1.5 Cubic Yard Bin	4 pick-up per week	$ 38.76	$ 6.84	$ 45.60	$ 45.65	$ 8.06	$ 11.03	$ 110.34	$ 9.50	$ 1.98	$ 8.31	$ 130.13
3d	Commercial and Multi-family Food Scraps	Source-separated Food Scraps	1.5 Cubic Yard Bin	5 pick-up per week	$ 45.11	$ 7.96	$ 53.07	$ 57.06	$ 10.07	$ 13.36	$ 133.56	$ 11.50	$ 2.40	$ 10.06	$ 157.51
3d	Commercial and Multi-family Food Scraps	Source-separated Food Scraps	1.5 Cubic Yard Bin	6 pick-up per week	$ 51.13	$ 9.02	$ 60.15	$ 68.47	$ 12.08	$ 15.63	$ 156.34	$ 13.46	$ 2.80	$ 11.78	$ 184.38
3e	Commercial and Multi-family Food Scraps	Source-separated Food Scraps	2 Cubic Yard Bin	1 pick-up per week	$ 20.89	$ 3.69	$ 24.57	$ 17.12	$ 3.02	$ 4.97	$ 49.68	$ 4.28	$ 0.89	$ 3.74	$ 58.59
3e	Commercial and Multi-family Food Scraps	Source-separated Food Scraps	2 Cubic Yard Bin	2 pick-up per week	$ 28.07	$ 4.95	$ 33.02	$ 34.24	$ 6.04	$ 8.14	$ 81.45	$ 7.01	$ 1.46	$ 6.13	$ 96.05
3e	Commercial and Multi-family Food Scraps	Source-separated Food Scraps	2 Cubic Yard Bin	3 pick-up per week	$ 32.08	$ 5.66	$ 37.74	$ 51.36	$ 9.06	$ 10.91	$ 109.07	$ 9.39	$ 1.96	$ 8.21	$ 128.63
3e	Commercial and Multi-family Food Scraps	Source-separated Food Scraps	2 Cubic Yard Bin	4 pick-up per week	$ 38.76	$ 6.84	$ 45.60	$ 68.47	$ 12.08	$ 14.02	$ 140.18	$ 12.07	$ 2.51	$ 10.56	$ 165.32
3e	Commercial and Multi-family Food Scraps	Source-separated Food Scraps	2 Cubic Yard Bin	5 pick-up per week	$ 45.11	$ 7.96	$ 53.07	$ 85.59	$ 15.10	$ 17.09	$ 170.86	$ 14.71	$ 3.06	$ 12.87	$ 201.50
3e	Commercial and Multi-family Food Scraps	Source-separated Food Scraps	2 Cubic Yard Bin	6 pick-up per week	$ 51.13	$ 9.02	$ 60.15	$ 102.71	$ 18.13	$ 20.11	$ 201.10	$ 17.31	$ 3.61	$ 15.15	$ 237.16

4. Commercial and Multi-Family Source-separated Yard Trimmings

*Note: Yard Trimmings will only be collected in 35-gal, 65-gal, 1-yard, 1.5 yard, and 2-yard containers. Food scraps will **not** be collected as part of split bin service.*

#	Sector/Stream	Description	Size	Frequency of Collection	Collection Component (85% Labor and 15% Fuel)			Processing Component	Disposal Component	Non-escalating Capital Component	Total Base Rate	Laguna Hills Regulatory Compliance Cost Component	Laguna Hills Procurement Cost Component	Laguna Hills Pavement Impact Cost Component	Total Laguna Hills Rate
					Labor	Fuel	Collection	Composting							
4a	Commercial and Multi-family Yard Trimmings	Source-separated Yard Trimmings	35-gallon Cart	1 pick-up per week	$ 26.11	$ 4.61	$ 30.71	$ 1.98	$ 0.35	$ 3.67	$ 36.71	$ 3.16	$ 0.66	$ 2.77	$ 43.30
4a	Commercial and Multi-family Yard Trimmings	Source-separated Yard Trimmings	35-gallon Cart	2 pick-up per week	$ 35.09	$ 6.19	$ 41.28	$ 3.95	$ 0.70	$ 5.10	$ 51.04	$ 4.39	$ 0.92	$ 3.84	$ 60.19
4a	Commercial and Multi-family Yard Trimmings	Source-separated Yard Trimmings	35-gallon Cart	3 pick-up per week	$ 40.10	$ 7.08	$ 47.18	$ 5.93	$ 1.05	$ 6.02	$ 60.17	$ 5.18	$ 1.08	$ 4.53	$ 70.96
4a	Commercial and Multi-family Yard Trimmings	Source-separated Yard Trimmings	35-gallon Cart	4 pick-up per week	$ 48.46	$ 8.55	$ 57.01	$ 7.91	$ 1.40	$ 7.37	$ 73.68	$ 6.34	$ 1.32	$ 5.55	$ 86.89
4a	Commercial and Multi-family Yard Trimmings	Source-separated Yard Trimmings	35-gallon Cart	5 pick-up per week	$ 56.39	$ 9.95	$ 66.34	$ 9.89	$ 1.74	$ 8.66	$ 86.64	$ 7.46	$ 1.55	$ 6.53	$ 102.18
4a	Commercial and Multi-family Yard Trimmings	Source-separated Yard Trimmings	35-gallon Cart	6 pick-up per week	$ 63.91	$ 11.28	$ 75.19	$ 11.86	$ 2.09	$ 9.91	$ 99.05	$ 8.53	$ 1.78	$ 7.46	$ 116.82
4b	Commercial and Multi-family Yard Trimmings	Source-separated Yard Trimmings	65-gallon Cart	1 pick-up per week	$ 26.11	$ 4.61	$ 30.71	$ 3.67	$ 0.65	$ 3.89	$ 38.93	$ 3.35	$ 0.70	$ 2.93	$ 45.91
4b	Commercial and Multi-family Yard Trimmings	Source-separated Yard Trimmings	65-gallon Cart	2 pick-up per week	$ 35.09	$ 6.19	$ 41.28	$ 7.34	$ 1.30	$ 5.55	$ 55.47	$ 4.77	$ 0.99	$ 4.18	$ 65.41
4b	Commercial and Multi-family Yard Trimmings	Source-separated Yard Trimmings	65-gallon Cart	3 pick-up per week	$ 40.10	$ 7.08	$ 47.18	$ 11.02	$ 1.94	$ 6.68	$ 66.82	$ 5.75	$ 1.20	$ 5.03	$ 78.80
4b	Commercial and Multi-family Yard Trimmings	Source-separated Yard Trimmings	65-gallon Cart	4 pick-up per week	$ 48.46	$ 8.55	$ 57.01	$ 14.69	$ 2.59	$ 8.25	$ 82.54	$ 7.10	$ 1.48	$ 6.22	$ 97.34
4b	Commercial and Multi-family Yard Trimmings	Source-separated Yard Trimmings	65-gallon Cart	5 pick-up per week	$ 56.39	$ 9.95	$ 66.34	$ 18.36	$ 3.24	$ 9.77	$ 97.72	$ 8.41	$ 1.75	$ 7.36	$ 115.24
4b	Commercial and Multi-family Yard Trimmings	Source-separated Yard Trimmings	65-gallon Cart	6 pick-up per week	$ 63.91	$ 11.28	$ 75.19	$ 22.03	$ 3.89	$ 11.23	$ 112.35	$ 9.67	$ 2.01	$ 8.46	$ 132.49
4c	Commercial and Multi-family Yard Trimmings	Source-separated Yard Trimmings	1 Cubic Yard Bin	1 pick-up per week	$ 26.11	$ 4.61	$ 30.71	$ 5.37	$ 0.95	$ 4.11	$ 41.14	$ 3.54	$ 0.74	$ 3.10	$ 48.52
4c	Commercial and Multi-family Yard Trimmings	Source-separated Yard Trimmings	1 Cubic Yard Bin	2 pick-up per week	$ 35.09	$ 6.19	$ 41.28	$ 10.73	$ 1.89	$ 5.99	$ 59.90	$ 5.16	$ 1.07	$ 4.51	$ 70.64
4c	Commercial and Multi-family Yard Trimmings	Source-separated Yard Trimmings	1 Cubic Yard Bin	3 pick-up per week	$ 40.10	$ 7.08	$ 47.18	$ 16.10	$ 2.84	$ 7.35	$ 73.47	$ 6.32	$ 1.32	$ 5.53	$ 86.64
4c	Commercial and Multi-family Yard Trimmings	Source-separated Yard Trimmings	1 Cubic Yard Bin	4 pick-up per week	$ 48.46	$ 8.55	$ 57.01	$ 21.47	$ 3.79	$ 9.14	$ 91.40	$ 7.87	$ 1.64	$ 6.88	$ 107.80
4c	Commercial and Multi-family Yard Trimmings	Source-separated Yard Trimmings	1 Cubic Yard Bin	5 pick-up per week	$ 56.39	$ 9.95	$ 66.34	$ 26.84	$ 4.74	$ 10.88	$ 108.79	$ 9.36	$ 1.95	$ 8.19	$ 128.30
4c	Commercial and Multi-family Yard Trimmings	Source-separated Yard Trimmings	1 Cubic Yard Bin	6 pick-up per week	$ 63.91	$ 11.28	$ 75.19	$ 32.20	$ 5.68	$ 12.56	$ 125.64	$ 10.81	$ 2.25	$ 9.46	$ 148.17
4d	Commercial and Multi-family Yard Trimmings	Source-separated Yard Trimmings	1.5 Cubic Yard Bin	1 pick-up per week	$ 20.89	$ 3.69	$ 24.57	$ 11.41	$ 2.01	$ 4.22	$ 42.22	$ 3.63	$ 0.76	$ 3.18	$ 49.79
4d	Commercial and Multi-family Yard Trimmings	Source-separated Yard Trimmings	1.5 Cubic Yard Bin	2 pick-up per week	$ 28.07	$ 4.95	$ 33.02	$ 22.82	$ 4.03	$ 6.65	$ 66.53	$ 5.73	$ 1.19	$ 5.01	$ 78.46
4d	Commercial and Multi-family Yard Trimmings	Source-separated Yard Trimmings	1.5 Cubic Yard Bin	3 pick-up per week	$ 32.08	$ 5.66	$ 37.74	$ 34.24	$ 6.04	$ 8.67	$ 86.69	$ 7.46	$ 1.55	$ 6.53	$ 102.24
4d	Commercial and Multi-family Yard Trimmings	Source-separated Yard Trimmings	1.5 Cubic Yard Bin	4 pick-up per week	$ 38.76	$ 6.84	$ 45.60	$ 45.65	$ 8.06	$ 11.03	$ 110.34	$ 9.50	$ 1.98	$ 8.31	$ 130.13
4d	Commercial and Multi-family Yard Trimmings	Source-separated Yard Trimmings	1.5 Cubic Yard Bin	5 pick-up per week	$ 45.11	$ 7.96	$ 53.07	$ 57.06	$ 10.07	$ 13.36	$ 133.56	$ 11.50	$ 2.40	$ 10.06	$ 157.51
4d	Commercial and Multi-family Yard Trimmings	Source-separated Yard Trimmings	1.5 Cubic Yard Bin	6 pick-up per week	$ 51.13	$ 9.02	$ 60.15	$ 68.47	$ 12.08	$ 15.63	$ 156.34	$ 13.46	$ 2.80	$ 11.78	$ 184.38
4e	Commercial and Multi-family Yard Trimmings	Source-separated Yard Trimmings	2 Cubic Yard Bin	1 pick-up per week	$ 20.89	$ 3.69	$ 24.57	$ 17.12	$ 3.02	$ 4.97	$ 49.68	$ 4.28	$ 0.89	$ 3.74	$ 58.59
4e	Commercial and Multi-family Yard Trimmings	Source-separated Yard Trimmings	2 Cubic Yard Bin	2 pick-up per week	$ 28.07	$ 4.95	$ 33.02	$ 34.24	$ 6.04	$ 8.14	$ 81.45	$ 7.01	$ 1.46	$ 6.13	$ 96.05
4e	Commercial and Multi-family Yard Trimmings	Source-separated Yard Trimmings	2 Cubic Yard Bin	3 pick-up per week	$ 32.08	$ 5.66	$ 37.74	$ 51.36	$ 9.06	$ 10.91	$ 109.07	$ 9.39	$ 1.96	$ 8.21	$ 128.63
4e	Commercial and Multi-family Yard Trimmings	Source-separated Yard Trimmings	2 Cubic Yard Bin	4 pick-up per week	$ 38.76	$ 6.84	$ 45.60	$ 68.47	$ 12.08	$ 14.02	$ 140.18	$ 12.07	$ 2.51	$ 10.56	$ 165.32
4e	Commercial and Multi-family Yard Trimmings	Source-separated Yard Trimmings	2 Cubic Yard Bin	5 pick-up per week	$ 45.11	$ 7.96	$ 53.07	$ 85.59	$ 15.10	$ 17.09	$ 170.86	$ 14.71	$ 3.06	$ 12.87	$ 201.50
4e	Commercial and Multi-family Yard Trimmings	Source-separated Yard Trimmings	2 Cubic Yard Bin	6 pick-up per week	$ 51.13	$ 9.02	$ 60.15	$ 102.71	$ 18.13	$ 20.11	$ 201.10	$ 17.31	$ 3.61	$ 15.15	$ 237.16
4f	Commercial and Multi-family Yard Trimmings	Source-separated Yard Trimmings	3 Cubic Yard Bin	1 pick-up per week	$ 26.85	$ 4.74	$ 31.59	$ 34.24	$ 6.04	$ 7.99	$ 79.86	$ 6.87	$ 1.43	$ 6.01	$ 94.18
4f	Commercial and Multi-family Yard Trimmings	Source-separated Yard Trimmings	3 Cubic Yard Bin	2 pick-up per week	$ 36.09	$ 6.37	$ 42.46	$ 68.47	$ 12.08	$ 13.67	$ 136.69	$ 11.77	$ 2.45	$ 10.29	$ 161.20
4f	Commercial and Multi-family Yard Trimmings	Source-separated Yard Trimmings	3 Cubic Yard Bin	3 pick-up per week	$ 41.25	$ 7.28	$ 48.53	$ 102.71	$ 18.13	$ 18.82	$ 188.18	$ 16.20	$ 3.37	$ 14.17	$ 221.93
4f	Commercial and Multi-family Yard Trimmings	Source-separated Yard Trimmings	3 Cubic Yard Bin	4 pick-up per week	$ 49.84	$ 8.80	$ 58.63	$ 136.95	$ 24.17	$ 24.42	$ 244.17	$ 21.02	$ 4.38	$ 18.39	$ 287.95
4f	Commercial and Multi-family Yard Trimmings	Source-separated Yard Trimmings	3 Cubic Yard Bin	5 pick-up per week	$ 58.00	$ 10.24	$ 68.24	$ 171.19	$ 30.21	$ 29.96	$ 299.59	$ 25.79	$ 5.37	$ 22.56	$ 353.32
4f	Commercial and Multi-family Yard Trimmings	Source-separated Yard Trimmings	3 Cubic Yard Bin	6 pick-up per week	$ 65.74	$ 11.60	$ 77.34	$ 205.42	$ 36.25	$ 35.45	$ 354.46	$ 30.51	$ 6.36	$ 26.70	$ 418.02
4g	Commercial and Multi-family Yard Trimmings	Source-separated Yard Trimmings	4 Cubic Yard Bin	1 pick-up per week	$ 35.80	$ 6.32	$ 42.12	$ 45.65	$ 8.06	$ 10.65	$ 106.48	$ 9.17	$ 1.91	$ 8.02	$ 125.57
4g	Commercial and Multi-family Yard Trimmings	Source-separated Yard Trimmings	4 Cubic Yard Bin	2 pick-up per week	$ 48.12	$ 8.49	$ 56.61	$ 91.30	$ 16.11	$ 18.22	$ 182.25	$ 15.69	$ 3.27	$ 13.73	$ 214.93
4g	Commercial and Multi-family Yard Trimmings	Source-separated Yard Trimmings	4 Cubic Yard Bin	3 pick-up per week	$ 55.00	$ 9.71	$ 64.70	$ 136.95	$ 24.17	$ 25.09	$ 250.91	$ 21.60	$ 4.50	$ 18.90	$ 295.90

4g	Commercial and Multi-family Yard Trimmings	Source-separated Yard Trimmings	4 Cubic Yard Bin	4 pick-up per week	$ 66.45	$ 11.73	$ 78.18	$ 182.60	$ 32.22	$ 32.56	$ 325.56	$ 28.02	$ 5.84	$ 24.52	$ 383.94
4g	Commercial and Multi-family Yard Trimmings	Source-separated Yard Trimmings	4 Cubic Yard Bin	5 pick-up per week	$ 77.34	$ 13.65	$ 90.99	$ 228.25	$ 40.28	$ 39.95	$ 399.46	$ 34.38	$ 7.16	$ 30.09	$ 471.09
4g	Commercial and Multi-family Yard Trimmings	Source-separated Yard Trimmings	4 Cubic Yard Bin	6 pick-up per week	$ 87.65	$ 15.47	$ 103.12	$ 273.90	$ 48.33	$ 47.26	$ 472.61	$ 40.68	$ 8.48	$ 35.60	$ 557.36

5. Commercial and Multi-Family Co-collected Food Scraps and Yard Trimmings and Stable Bedding and Manure

Note: Co-collected Food Scraps and Yard Trimmings will only be collected in 35-gal, 65-gal, 1-yard, 1.5 yard, and 2-yard containers. Co-collected Food Scraps and Yard Trimmings will not be collected as part of split bin service.

					Collection Component (85% Labor and 15% Fuel)			Processing Component							
#	Sector/Stream	Description	Size	Frequency of Collection	Labor	Fuel	Collection	Composting	Disposal Component	Non-escalating Capital Component	Total Base Rate	Laguna Hills Regulatory Compliance Cost Component	Laguna Hills Procurement Cost Component	Laguna Hills Pavement Impact Cost Component	Total Laguna Hills Rate
5a	Commercial and Multi-family Co-collected Food Scraps and Yard Trimmings	Co-collected Food Scraps and Yard Trimmings	35-gallon Cart	1 pick-up per week	$ 26.11	$ 4.61	$ 30.71	$ 1.98	$ 0.35	$ 3.67	$ 36.71	$ 3.16	$ 0.66	$ 2.77	$ 43.30
5a	Commercial and Multi-family Co-collected Food Scraps and Yard Trimmings	Co-collected Food Scraps and Yard Trimmings	35-gallon Cart	2 pick-up per week	$ 35.09	$ 6.19	$ 41.28	$ 3.95	$ 0.70	$ 5.10	$ 51.04	$ 4.39	$ 0.92	$ 3.84	$ 60.19
5a	Commercial and Multi-family Co-collected Food Scraps and Yard Trimmings	Co-collected Food Scraps and Yard Trimmings	35-gallon Cart	3 pick-up per week	$ 40.10	$ 7.08	$ 47.18	$ 5.93	$ 1.05	$ 6.02	$ 60.17	$ 5.18	$ 1.08	$ 4.53	$ 70.96
5a	Commercial and Multi-family Co-collected Food Scraps and Yard Trimmings	Co-collected Food Scraps and Yard Trimmings	35-gallon Cart	4 pick-up per week	$ 48.46	$ 8.55	$ 57.01	$ 7.91	$ 1.40	$ 7.37	$ 73.68	$ 6.34	$ 1.32	$ 5.55	$ 86.89
5a	Commercial and Multi-family Co-collected Food Scraps and Yard Trimmings	Co-collected Food Scraps and Yard Trimmings	35-gallon Cart	5 pick-up per week	$ 56.39	$ 9.95	$ 66.34	$ 9.89	$ 1.74	$ 8.66	$ 86.64	$ 7.46	$ 1.55	$ 6.53	$ 102.18
5a	Commercial and Multi-family Co-collected Food Scraps and Yard Trimmings	Co-collected Food Scraps and Yard Trimmings	35-gallon Cart	6 pick-up per week	$ 63.91	$ 11.28	$ 75.19	$ 11.86	$ 2.09	$ 9.91	$ 99.05	$ 8.53	$ 1.78	$ 7.46	$ 116.82
5b	Commercial and Multi-family Co-collected Food Scraps and Yard Trimmings	Co-collected Food Scraps and Yard Trimmings	65-gallon Cart	1 pick-up per week	$ 26.11	$ 4.61	$ 30.71	$ 3.67	$ 0.65	$ 3.89	$ 38.93	$ 3.35	$ 0.70	$ 2.93	$ 45.91
5b	Commercial and Multi-family Co-collected Food Scraps and Yard Trimmings	Co-collected Food Scraps and Yard Trimmings	65-gallon Cart	2 pick-up per week	$ 35.09	$ 6.19	$ 41.28	$ 7.34	$ 1.30	$ 5.55	$ 55.47	$ 4.77	$ 0.99	$ 4.18	$ 65.41
5b	Commercial and Multi-family Co-collected Food Scraps and Yard Trimmings	Co-collected Food Scraps and Yard Trimmings	65-gallon Cart	3 pick-up per week	$ 40.10	$ 7.08	$ 47.18	$ 11.02	$ 1.94	$ 6.68	$ 66.82	$ 5.75	$ 1.20	$ 5.03	$ 78.80
5b	Commercial and Multi-family Co-collected Food Scraps and Yard Trimmings	Co-collected Food Scraps and Yard Trimmings	65-gallon Cart	4 pick-up per week	$ 48.46	$ 8.55	$ 57.01	$ 14.69	$ 2.59	$ 8.25	$ 82.54	$ 7.10	$ 1.48	$ 6.22	$ 97.34
5b	Commercial and Multi-family Co-collected Food Scraps and Yard Trimmings	Co-collected Food Scraps and Yard Trimmings	65-gallon Cart	5 pick-up per week	$ 56.39	$ 9.95	$ 66.34	$ 18.36	$ 3.24	$ 9.77	$ 97.72	$ 8.41	$ 1.75	$ 7.36	$ 115.24
5b	Commercial and Multi-family Co-collected Food Scraps and Yard Trimmings	Co-collected Food Scraps and Yard Trimmings	65-gallon Cart	6 pick-up per week	$ 63.91	$ 11.28	$ 75.19	$ 22.03	$ 3.89	$ 11.23	$ 112.35	$ 9.67	$ 2.01	$ 8.46	$ 132.49
5c	Commercial and Multi-family Co-collected Food Scraps and Yard Trimmings	Co-collected Food Scraps and Yard Trimmings	1 Cubic Yard Bin	1 pick-up per week	$ 26.11	$ 4.61	$ 30.71	$ 5.37	$ 0.95	$ 4.11	$ 41.14	$ 3.54	$ 0.74	$ 3.10	$ 48.52
5c	Commercial and Multi-family Co-collected Food Scraps and Yard Trimmings	Co-collected Food Scraps and Yard Trimmings	1 Cubic Yard Bin	2 pick-up per week	$ 35.09	$ 6.19	$ 41.28	$ 10.73	$ 1.89	$ 5.99	$ 59.90	$ 5.16	$ 1.07	$ 4.51	$ 70.64
5c	Commercial and Multi-family Co-collected Food Scraps and Yard Trimmings	Co-collected Food Scraps and Yard Trimmings	1 Cubic Yard Bin	3 pick-up per week	$ 40.10	$ 7.08	$ 47.18	$ 16.10	$ 2.84	$ 7.35	$ 73.47	$ 6.32	$ 1.32	$ 5.53	$ 86.64
5c	Commercial and Multi-family Co-collected Food Scraps and Yard Trimmings	Co-collected Food Scraps and Yard Trimmings	1 Cubic Yard Bin	4 pick-up per week	$ 48.46	$ 8.55	$ 57.01	$ 21.47	$ 3.79	$ 9.14	$ 91.40	$ 7.87	$ 1.64	$ 6.88	$ 107.80
5c	Commercial and Multi-family Co-collected Food Scraps and Yard Trimmings	Co-collected Food Scraps and Yard Trimmings	1 Cubic Yard Bin	5 pick-up per week	$ 56.39	$ 9.95	$ 66.34	$ 26.84	$ 4.74	$ 10.88	$ 108.79	$ 9.36	$ 1.95	$ 8.19	$ 128.30
5c	Commercial and Multi-family Co-collected Food Scraps and Yard Trimmings	Co-collected Food Scraps and Yard Trimmings	1 Cubic Yard Bin	6 pick-up per week	$ 63.91	$ 11.28	$ 75.19	$ 32.20	$ 5.68	$ 12.56	$ 125.64	$ 10.81	$ 2.25	$ 9.46	$ 148.17
5d	Commercial and Multi-family Co-collected Food Scraps and Yard Trimmings	Co-collected Food Scraps and Yard Trimmings	1.5 Cubic Yard Bin	1 pick-up per week	$ 20.89	$ 3.69	$ 24.57	$ 11.41	$ 2.01	$ 4.22	$ 42.22	$ 3.63	$ 0.76	$ 3.18	$ 49.79
5d	Commercial and Multi-family Co-collected Food Scraps and Yard Trimmings	Co-collected Food Scraps and Yard Trimmings	1.5 Cubic Yard Bin	2 pick-up per week	$ 28.07	$ 4.95	$ 33.02	$ 22.82	$ 4.03	$ 6.65	$ 66.53	$ 5.73	$ 1.19	$ 5.01	$ 78.46
5d	Commercial and Multi-family Co-collected Food Scraps and Yard Trimmings	Co-collected Food Scraps and Yard Trimmings	1.5 Cubic Yard Bin	3 pick-up per week	$ 32.08	$ 5.66	$ 37.74	$ 34.24	$ 6.04	$ 8.67	$ 86.69	$ 7.46	$ 1.55	$ 6.53	$ 102.24
5d	Commercial and Multi-family Co-collected Food Scraps and Yard Trimmings	Co-collected Food Scraps and Yard Trimmings	1.5 Cubic Yard Bin	4 pick-up per week	$ 38.76	$ 6.84	$ 45.60	$ 45.65	$ 8.06	$ 11.03	$ 110.34	$ 9.50	$ 1.98	$ 8.31	$ 130.13
5d	Commercial and Multi-family Co-collected Food Scraps and Yard Trimmings	Co-collected Food Scraps and Yard Trimmings	1.5 Cubic Yard Bin	5 pick-up per week	$ 45.11	$ 7.96	$ 53.07	$ 57.06	$ 10.07	$ 13.36	$ 133.56	$ 11.50	$ 2.40	$ 10.06	$ 157.51
5d	Commercial and Multi-family Co-collected Food Scraps and Yard Trimmings	Co-collected Food Scraps and Yard Trimmings	1.5 Cubic Yard Bin	6 pick-up per week	$ 51.13	$ 9.02	$ 60.15	$ 68.47	$ 12.08	$ 15.63	$ 156.34	$ 13.46	$ 2.80	$ 11.78	$ 184.38
5e	Commercial and Multi-family Co-collected Food Scraps and Yard Trimmings	Co-collected Food Scraps and Yard Trimmings	2 Cubic Yard Bin	1 pick-up per week	$ 20.89	$ 3.69	$ 24.57	$ 17.12	$ 3.02	$ 4.97	$ 49.68	$ 4.28	$ 0.89	$ 3.74	$ 58.59
5e	Commercial and Multi-family Co-collected Food Scraps and Yard Trimmings	Co-collected Food Scraps and Yard Trimmings	2 Cubic Yard Bin	2 pick-up per week	$ 28.07	$ 4.95	$ 33.02	$ 34.24	$ 6.04	$ 8.14	$ 81.45	$ 7.01	$ 1.46	$ 6.13	$ 96.05
5e	Commercial and Multi-family Co-collected Food Scraps and Yard Trimmings	Co-collected Food Scraps and Yard Trimmings	2 Cubic Yard Bin	3 pick-up per week	$ 32.08	$ 5.66	$ 37.74	$ 51.36	$ 9.06	$ 10.91	$ 109.07	$ 9.39	$ 1.96	$ 8.21	$ 128.63
5e	Commercial and Multi-family Co-collected Food Scraps and Yard Trimmings	Co-collected Food Scraps and Yard Trimmings	2 Cubic Yard Bin	4 pick-up per week	$ 38.76	$ 6.84	$ 45.60	$ 68.47	$ 12.08	$ 14.02	$ 140.18	$ 12.07	$ 2.51	$ 10.56	$ 165.32

5e	Commercial and Multi-family Co-collected Food Scraps and Yard Trimmings	Co-collected Food Scraps and Yard Trimmings	2 Cubic Yard Bin	5 pick-up per week	$ 45.11	$ 7.96	$ 53.07	$ 85.59	$ 15.10	$ 17.09	$ 170.86	$ 14.71	$ 3.06	$ 12.87	$ 201.50
5e	Commercial and Multi-family Co-collected Food Scraps and Yard Trimmings	Co-collected Food Scraps and Yard Trimmings	2 Cubic Yard Bin	6 pick-up per week	$ 51.13	$ 9.02	$ 60.15	$ 102.71	$ 18.13	$ 20.11	$ 201.10	$ 17.31	$ 3.61	$ 15.15	$ 237.16

Attachment D.3 - Maximum Rates to be Charged Assuming NO Cross-Jurisdictional Efficiencies between Lake Forest and Laguna Hills - LAGUNA HILLS ONLY RATES

Fill in the rates proposed as the maximum rates to LAGUNA HILLS customers below for each level of service assuming NO cross-jurisdictional routing efficiencies between the two cities (Laguna Hills and Lake Forest) and assuming that all Commercial and Multi-family Divertible Materials (i.e. Single-stream Recyclables, Food Scraps and Yard Trimmings) will be provided at a collection rate that is half the cost of equivalent MSW service. MSW rates may include any costs that are not recovered by offering Divertible Materials collection programs at the 50% reduced rate as requested by the City. Rates must be broken down to show the collection cost, disposal cost and capital costs (the capital component will not be escalated). The procedure for adjusting costs throughout the term of the contract appears in **Article 14** of the Agreement. A sample calculation is shown in **Attachment J**. The disposal portion will only be adjusted as that cost actually changes. Disposal costs are a pass through cost and cannot include any mark up, overhead or administrative costs. As the amount of material being collected and handled is increasingly shifting into diversion, providing diversion services at no charge is no longer feasible and therefore is not permitted in this form. Best practices have identified that a Divertible materials collection rate that is 50% of the MSW rate obtains optimal generator participation. As noted in Section 6. MSW Rate Sheet commercial MSW rates may include any costs that are not recovered by offering Divertible Materials collection programs at 50% the rate for MSW. The rate proposed for collection of commercial, multi-family, temporary bin, temporary roll off, permanent roll off and compactor customers for divertible materials must be 50% lower than the rate proposed for collection of MSW materials.

Rates must be submitted in 2025 dollars.

This form will become part of Attachment D.1 to the final Agreement.

6. Commercial and Multi-Family MSW Route Service - MSW Hauled directly to the landfill

#	Sector/Stream	Description	Size	Frequency of Collection	Collection Component (85% Labor and 15% Fuel)			Disposal Component	Non-escalating Capital Component	Total Base Rate	Laguna Hills Regulatory Compliance Cost	Laguna Hills Procurement Cost	Laguna Hills Pavement Impact Cost Component	Total Laguna Hills Rate
					Labor	Fuel	Collection							
6a	Commercial and Multi-family MSW to Landfill	MSW Hauled to Directly to the Landfill	35-gallon Cart	1 pick-up per week	$ 52.21	$ 9.21	$ 61.43	$ 4.65	$ 7.34	$ 73.42	$ 6.32	$ 1.32	$ 5.53	$ 86.59
6a	Commercial and Multi-family MSW to Landfill	MSW Hauled to Directly to the Landfill	35-gallon Cart	2 pick-up per week	$ 70.18	$ 12.38	$ 82.56	$ 9.31	$ 10.21	$ 102.07	$ 8.79	$ 1.83	$ 7.69	$ 120.38
6a	Commercial and Multi-family MSW to Landfill	MSW Hauled to Directly to the Landfill	35-gallon Cart	3 pick-up per week	$ 80.20	$ 14.15	$ 94.36	$ 13.96	$ 12.03	$ 120.35	$ 10.36	$ 2.16	$ 9.06	$ 141.93
6a	Commercial and Multi-family MSW to Landfill	MSW Hauled to Directly to the Landfill	35-gallon Cart	4 pick-up per week	$ 96.91	$ 17.10	$ 114.01	$ 18.61	$ 14.74	$ 147.36	$ 12.68	$ 2.64	$ 11.10	$ 173.78
6a	Commercial and Multi-family MSW to Landfill	MSW Hauled to Directly to the Landfill	35-gallon Cart	5 pick-up per week	$ 112.78	$ 19.90	$ 132.69	$ 23.26	$ 17.33	$ 173.28	$ 14.92	$ 14.92	$ 13.05	$ 204.35
6a	Commercial and Multi-family MSW to Landfill	MSW Hauled to Directly to the Landfill	35-gallon Cart	6 pick-up per week	$ 127.82	$ 22.56	$ 150.38	$ 27.92	$ 19.81	$ 198.10	$ 17.05	$ 17.05	$ 14.92	$ 233.63
6b	Commercial and Multi-family MSW to Landfill	MSW Hauled to Directly to the Landfill	65-gallon Cart	1 pick-up per week	$ 52.21	$ 9.21	$ 61.43	$ 8.64	$ 7.79	$ 77.86	$ 6.70	$ 6.70	$ 5.86	$ 91.82
6b	Commercial and Multi-family MSW to Landfill	MSW Hauled to Directly to the Landfill	65-gallon Cart	2 pick-up per week	$ 70.18	$ 12.38	$ 82.56	$ 17.28	$ 11.09	$ 110.94	$ 9.55	$ 9.55	$ 8.36	$ 130.83
6b	Commercial and Multi-family MSW to Landfill	MSW Hauled to Directly to the Landfill	65-gallon Cart	3 pick-up per week	$ 80.20	$ 14.15	$ 94.36	$ 25.92	$ 13.36	$ 133.64	$ 11.50	$ 11.50	$ 10.07	$ 157.61
6b	Commercial and Multi-family MSW to Landfill	MSW Hauled to Directly to the Landfill	65-gallon Cart	4 pick-up per week	$ 96.91	$ 17.10	$ 114.01	$ 34.56	$ 16.51	$ 165.08	$ 14.21	$ 14.21	$ 12.43	$ 194.69
6b	Commercial and Multi-family MSW to Landfill	MSW Hauled to Directly to the Landfill	65-gallon Cart	5 pick-up per week	$ 112.78	$ 19.90	$ 132.69	$ 43.20	$ 19.54	$ 195.43	$ 16.82	$ 16.82	$ 14.72	$ 230.48
6b	Commercial and Multi-family MSW to Landfill	MSW Hauled to Directly to the Landfill	65-gallon Cart	6 pick-up per week	$ 127.82	$ 22.56	$ 150.38	$ 51.84	$ 22.47	$ 224.69	$ 19.34	$ 19.34	$ 16.92	$ 264.99
6c	Commercial and Multi-family MSW to Landfill	MSW Hauled to Directly to the Landfill	95-gallon Cart	1 pick-up per week	$ 52.21	$ 9.21	$ 61.43	$ 12.63	$ 8.23	$ 82.29	$ 7.08	$ 7.08	$ 6.20	$ 97.04
6c	Commercial and Multi-family MSW to Landfill	MSW Hauled to Directly to the Landfill	95-gallon Cart	2 pick-up per week	$ 70.18	$ 12.38	$ 82.56	$ 25.26	$ 11.98	$ 119.80	$ 10.31	$ 10.31	$ 9.02	$ 141.28
6c	Commercial and Multi-family MSW to Landfill	MSW Hauled to Directly to the Landfill	95-gallon Cart	3 pick-up per week	$ 80.20	$ 14.15	$ 94.36	$ 37.89	$ 14.69	$ 146.93	$ 12.65	$ 12.65	$ 11.07	$ 173.28
6c	Commercial and Multi-family MSW to Landfill	MSW Hauled to Directly to the Landfill	95-gallon Cart	4 pick-up per week	$ 96.91	$ 17.10	$ 114.01	$ 50.51	$ 18.28	$ 182.81	$ 15.74	$ 15.74	$ 13.77	$ 215.59
6c	Commercial and Multi-family MSW to Landfill	MSW Hauled to Directly to the Landfill	95-gallon Cart	5 pick-up per week	$ 112.78	$ 19.90	$ 132.69	$ 63.14	$ 21.76	$ 217.59	$ 18.73	$ 18.73	$ 16.39	$ 256.61
6c	Commercial and Multi-family MSW to Landfill	MSW Hauled to Directly to the Landfill	95-gallon Cart	6 pick-up per week	$ 127.82	$ 22.56	$ 150.38	$ 75.77	$ 25.13	$ 251.28	$ 21.63	$ 21.63	$ 18.93	$ 296.34
6d	Commercial and Multi-family MSW to Landfill	MSW Hauled to Directly to the Landfill	1 Cubic Yard Bin (standalone or half of 2-yard split bin)	1 pick-up per week	$ 41.77	$ 7.37	$ 49.14	$ 26.85	$ 8.44	$ 84.44	$ 7.27	$ 7.27	$ 6.36	$ 99.58
6d	Commercial and Multi-family MSW to Landfill	MSW Hauled to Directly to the Landfill	1 Cubic Yard Bin (standalone or half of 2-yard split bin)	2 pick-up per week	$ 56.14	$ 9.91	$ 66.05	$ 53.71	$ 13.31	$ 133.06	$ 11.45	$ 11.45	$ 10.02	$ 156.92
6d	Commercial and Multi-family MSW to Landfill	MSW Hauled to Directly to the Landfill	1 Cubic Yard Bin (standalone or half of 2-yard split bin)	3 pick-up per week	$ 64.16	$ 11.32	$ 75.48	$ 80.56	$ 17.34	$ 173.38	$ 14.92	$ 14.92	$ 13.06	$ 204.47
6d	Commercial and Multi-family MSW to Landfill	MSW Hauled to Directly to the Landfill	1 Cubic Yard Bin (standalone or half of 2-yard split bin)	4 pick-up per week	$ 77.53	$ 13.68	$ 91.21	$ 107.41	$ 22.07	$ 220.69	$ 19.00	$ 19.00	$ 16.62	$ 260.27
6d	Commercial and Multi-family MSW to Landfill	MSW Hauled to Directly to the Landfill	1 Cubic Yard Bin (standalone or half of 2-yard split bin)	5 pick-up per week	$ 90.23	$ 15.92	$ 106.15	$ 134.26	$ 26.71	$ 267.13	$ 22.99	$ 22.99	$ 20.12	$ 315.03
6d	Commercial and Multi-family MSW to Landfill	MSW Hauled to Directly to the Landfill	1 Cubic Yard Bin (standalone or half of 2-yard split bin)	6 pick-up per week	$ 102.26	$ 18.05	$ 120.30	$ 161.12	$ 31.27	$ 312.69	$ 26.92	$ 26.92	$ 23.55	$ 368.76
6e	Commercial and Multi-family MSW to Landfill	MSW Hauled to Directly to the Landfill	1.5 Cubic Yard Bin (standalone or half of 3-yard split bin)	1 pick-up per week	$ 41.77	$ 7.37	$ 49.14	$ 40.28	$ 9.94	$ 99.36	$ 8.55	$ 8.55	$ 7.48	$ 117.18
6e	Commercial and Multi-family MSW to Landfill	MSW Hauled to Directly to the Landfill	1.5 Cubic Yard Bin (standalone or half of 3-yard split bin)	2 pick-up per week	$ 56.14	$ 9.91	$ 66.05	$ 80.56	$ 16.29	$ 162.90	$ 14.02	$ 14.02	$ 12.27	$ 192.11
6e	Commercial and Multi-family MSW to Landfill	MSW Hauled to Directly to the Landfill	1.5 Cubic Yard Bin (standalone or half of 3-yard split bin)	3 pick-up per week	$ 64.16	$ 11.32	$ 75.48	$ 120.84	$ 21.81	$ 218.13	$ 18.78	$ 18.78	$ 16.43	$ 257.25
6e	Commercial and Multi-family MSW to Landfill	MSW Hauled to Directly to the Landfill	1.5 Cubic Yard Bin (standalone or half of 3-yard split bin)	4 pick-up per week	$ 77.53	$ 13.68	$ 91.21	$ 161.12	$ 28.04	$ 280.36	$ 24.13	$ 24.13	$ 21.12	$ 330.64
6e	Commercial and Multi-family MSW to Landfill	MSW Hauled to Directly to the Landfill	1.5 Cubic Yard Bin (standalone or half of 3-yard split bin)	5 pick-up per week	$ 90.23	$ 15.92	$ 106.15	$ 201.39	$ 34.17	$ 341.72	$ 29.41	$ 29.41	$ 25.74	$ 402.99
6e	Commercial and Multi-family MSW to Landfill	MSW Hauled to Directly to the Landfill	1.5 Cubic Yard Bin (standalone or half of 3-yard split bin)	6 pick-up per week	$ 102.26	$ 18.05	$ 120.30	$ 241.67	$ 40.22	$ 402.20	$ 34.62	$ 34.62	$ 30.29	$ 474.32
6f	Commercial and Multi-family MSW to Landfill	MSW Hauled to Directly to the Landfill	2 Cubic Yard Bin (standalone or half of 4-yard split bin)	1 pick-up per week	$ 41.77	$ 7.37	$ 49.14	$ 53.71	$ 11.43	$ 114.28	$ 9.84	$ 9.84	$ 8.61	$ 134.77

6f	Commercial and Multi-family MSW to Landfill	MSW Hauled to Directly to the Landfill	2 Cubic Yard Bin (standalone or half of 4-yard split bin)	2 pick-up per week	$ 56.14	$ 9.91	$ 66.05	$ 107.41	$ 19.27	$ 192.73	$ 16.59	$ 16.59	$ 14.52	$ 227.29
6f	Commercial and Multi-family MSW to Landfill	MSW Hauled to Directly to the Landfill	2 Cubic Yard Bin (standalone or half of 4-yard split bin)	3 pick-up per week	$ 64.16	$ 11.32	$ 75.48	$ 161.12	$ 26.29	$ 262.89	$ 22.63	$ 22.63	$ 19.80	$ 310.03
6f	Commercial and Multi-family MSW to Landfill	MSW Hauled to Directly to the Landfill	2 Cubic Yard Bin (standalone or half of 4-yard split bin)	4 pick-up per week	$ 77.53	$ 13.68	$ 91.21	$ 214.82	$ 34.00	$ 340.03	$ 29.27	$ 29.27	$ 25.61	$ 401.01
6f	Commercial and Multi-family MSW to Landfill	MSW Hauled to Directly to the Landfill	2 Cubic Yard Bin (standalone or half of 4-yard split bin)	5 pick-up per week	$ 90.23	$ 15.92	$ 106.15	$ 268.53	$ 41.63	$ 416.31	$ 35.83	$ 35.83	$ 31.36	$ 490.96
6f	Commercial and Multi-family MSW to Landfill	MSW Hauled to Directly to the Landfill	2 Cubic Yard Bin (standalone or half of 4-yard split bin)	6 pick-up per week	$ 102.26	$ 18.05	$ 120.30	$ 322.23	$ 49.17	$ 491.70	$ 42.32	$ 42.32	$ 37.03	$ 579.88
6g	Commercial and Multi-family MSW to Landfill	MSW Hauled to Directly to the Landfill	3 Cubic Yard Bin	1 pick-up per week	$ 53.71	$ 9.48	$ 63.18	$ 80.56	$ 15.97	$ 159.71	$ 13.75	$ 13.75	$ 12.03	$ 188.35
6g	Commercial and Multi-family MSW to Landfill	MSW Hauled to Directly to the Landfill	3 Cubic Yard Bin	2 pick-up per week	$ 72.18	$ 12.74	$ 84.92	$ 161.12	$ 27.34	$ 273.37	$ 23.53	$ 23.53	$ 20.59	$ 322.40
6g	Commercial and Multi-family MSW to Landfill	MSW Hauled to Directly to the Landfill	3 Cubic Yard Bin	3 pick-up per week	$ 82.49	$ 14.56	$ 97.05	$ 241.67	$ 37.64	$ 376.36	$ 32.40	$ 32.40	$ 28.35	$ 443.85
6g	Commercial and Multi-family MSW to Landfill	MSW Hauled to Directly to the Landfill	3 Cubic Yard Bin	4 pick-up per week	$ 99.68	$ 17.59	$ 117.27	$ 322.23	$ 48.83	$ 488.34	$ 42.03	$ 42.03	$ 36.78	$ 575.91
6g	Commercial and Multi-family MSW to Landfill	MSW Hauled to Directly to the Landfill	3 Cubic Yard Bin	5 pick-up per week	$ 116.01	$ 20.47	$ 136.48	$ 402.79	$ 59.92	$ 599.19	$ 51.58	$ 51.58	$ 45.13	$ 706.64
6g	Commercial and Multi-family MSW to Landfill	MSW Hauled to Directly to the Landfill	3 Cubic Yard Bin	6 pick-up per week	$ 131.47	$ 23.20	$ 154.67	$ 483.35	$ 70.89	$ 708.91	$ 61.02	$ 61.02	$ 53.39	$ 836.04
6h	Commercial and Multi-family MSW to Landfill	MSW Hauled to Directly to the Landfill	4 Cubic Yard Bin	1 pick-up per week	$ 71.61	$ 12.64	$ 84.25	$ 107.41	$ 21.30	$ 212.95	$ 18.33	$ 18.33	$ 16.04	$ 251.14
6h	Commercial and Multi-family MSW to Landfill	MSW Hauled to Directly to the Landfill	4 Cubic Yard Bin	2 pick-up per week	$ 96.24	$ 16.98	$ 113.23	$ 214.82	$ 36.45	$ 364.50	$ 31.37	$ 31.37	$ 27.45	$ 429.86
6h	Commercial and Multi-family MSW to Landfill	MSW Hauled to Directly to the Landfill	4 Cubic Yard Bin	3 pick-up per week	$ 109.99	$ 19.41	$ 129.40	$ 322.23	$ 50.18	$ 501.81	$ 43.19	$ 43.19	$ 37.80	$ 591.80
6h	Commercial and Multi-family MSW to Landfill	MSW Hauled to Directly to the Landfill	4 Cubic Yard Bin	4 pick-up per week	$ 132.91	$ 23.45	$ 156.36	$ 429.64	$ 65.11	$ 651.11	$ 56.05	$ 56.05	$ 49.04	$ 767.88
6h	Commercial and Multi-family MSW to Landfill	MSW Hauled to Directly to the Landfill	4 Cubic Yard Bin	5 pick-up per week	$ 154.67	$ 27.30	$ 181.97	$ 537.05	$ 79.89	$ 798.91	$ 68.77	$ 68.77	$ 60.17	$ 942.18
6h	Commercial and Multi-family MSW to Landfill	MSW Hauled to Directly to the Landfill	4 Cubic Yard Bin	6 pick-up per week	$ 175.30	$ 30.93	$ 206.23	$ 644.46	$ 94.52	$ 945.22	$ 81.36	$ 81.36	$ 71.19	$ 1,114.72
6i	Commercial and Multi-family MSW to Landfill	MSW Hauled to Directly to the Landfill	6 Cubic Yard Bin	1 pick-up per week	$ 107.41	$ 18.96	$ 126.37	$ 161.12	$ 31.94	$ 319.43	$ 27.50	$ 27.50	$ 24.06	$ 376.71
6i	Commercial and Multi-family MSW to Landfill	MSW Hauled to Directly to the Landfill	6 Cubic Yard Bin	2 pick-up per week	$ 144.36	$ 25.48	$ 169.84	$ 322.23	$ 54.67	$ 546.75	$ 47.06	$ 47.06	$ 41.18	$ 644.79
6i	Commercial and Multi-family MSW to Landfill	MSW Hauled to Directly to the Landfill	6 Cubic Yard Bin	3 pick-up per week	$ 164.99	$ 29.12	$ 194.10	$ 483.35	$ 75.27	$ 752.72	$ 64.79	$ 64.79	$ 56.69	$ 887.71
6i	Commercial and Multi-family MSW to Landfill	MSW Hauled to Directly to the Landfill	6 Cubic Yard Bin	4 pick-up per week	$ 199.36	$ 35.18	$ 234.54	$ 644.46	$ 97.67	$ 976.67	$ 84.07	$ 84.07	$ 73.56	$ 1,151.81
6i	Commercial and Multi-family MSW to Landfill	MSW Hauled to Directly to the Landfill	6 Cubic Yard Bin	5 pick-up per week	$ 232.01	$ 40.94	$ 272.96	$ 805.58	$ 119.84	$ 1,198.37	$ 103.15	$ 103.15	$ 90.26	$ 1,413.27
6i	Commercial and Multi-family MSW to Landfill	MSW Hauled to Directly to the Landfill	6 Cubic Yard Bin	6 pick-up per week	$ 262.95	$ 46.40	$ 309.35	$ 966.70	$ 141.78	$ 1,417.83	$ 122.04		$ 106.79	$ 1,672.08

Attachment D.3 - Maximum Rates to be Charged Assuming NO Cross-Jurisdictional Efficiencies between Lake Forest and Laguna Hills - LAGUNA HILLS ONLY RATES

Fill in the rates proposed as the maximum rates to LAGUNA HILLS customers below for each level of service assuming NO cross-jurisdictional routing efficiencies between the two cities (Laguna Hills and Lake Forest) and assuming that all Commercial and Multi-family Divertible Materials (i.e. Single-stream Recyclables, Food Scraps and Yard Trimmings) will be provided at a collection rate that is half the cost of equivalent MSW service. MSW rates may include any costs that are not recovered by offering Divertible Materials collection programs at the 50% reduced rate as requested by the City. Rates must be broken down to show the collection cost, disposal cost and capital costs (the capital component will not be escalated). The procedure for adjusting costs throughout the term of the contract appears in **Article 14** of the Agreement. A sample calculation is shown in **Attachment J**. The disposal portion will only be adjusted as that cost actually changes. Disposal costs are a pass through cost and cannot include any mark up, overhead or administrative costs. As the amount of material being collected and handled is increasingly shifting into diversion, providing diversion services at no charge is no longer feasible and therefore is not permitted in this form. Best practices have identified that a Divertible materials collection rate that is 50% of the MSW rate obtains optimal generator participation. As noted in Section 6. MSW Rate Sheet commercial MSW rates may include any costs that are not recovered by offering Divertible Materials collection programs at 50% the rate for MSW. The rate proposed for collection of commercial, multi-family, temporary bin, temporary roll off, permanent roll off and compactor customers for divertible materials must be 50% lower than the rate proposed for collection of MSW materials.

Rates must be submitted in 2025 dollars.

Indicate the selected source-separated food scrap processing technology for permanent and temporary roll-offs and compactors using the drop down:	**Composting**	<-- the selected processing methodology will be shown in the Processing Component cell for the corresponding rate item in **Sections 8 and 13** below. Proposers will provide further details re: their proposed processing facility for this service line in the corresponding proposal form.
Indicate the selected source-separated yard trimmings processing technology for permanent and temporary roll-offs and compactors using the drop down:	**Composting**	<-- the selected processing methodology will be shown in the Processing Component cell for the corresponding rate item in **Sections 9 and 14** below. Proposers will provide further details re: their proposed processing facility for this service line in the corresponding proposal form.
Indicate the selected co-collected food scraps and yard trimmings processing technology for permanent and temporary roll-offs and compactors using the drop down:	**Composting**	<-- the selected processing methodology will be shown in the Processing Component cell for the corresponding rate item in **Sections 10 and 15** below. Proposers will provide further details re: their proposed processing facility for this service line in the corresponding proposal form.

This form will become part of Attachment D.1 to the final Agreement.

Note: In completing the rates for Sections 7-11, Proposers shall use the assumed weights for roll-off boxes and compactors listed in Table 4 of the 'Assumptions' tab.

7. Permanent Compactor and Roll-Off Box Single-Material Recycling Service or Single-stream Recycling Service

#	Sector/Stream	Description	Size	Frequency of Collection	Collection Component (85% Labor and 15% Fuel)			Processing Component	Disposal Component	Non-escalating Capital Component	Total Base Rate	Laguna Hills Regulatory Compliance Cost	Laguna Hills Procurement Cost	Laguna Hills Pavement Impact Cost Component	Total Laguna Hills Rate
					Labor	Fuel	Collection	Clean MRF							
7a	Commercial/Multi-family Single-material and Single-stream Recyclables Service	Permanent Compactor	3-yard Compactor	On-call of scheduled service (cost per collection)	$ 46.99	$ 8.29	$ 55.29	$ 136.17	$ 24.03	$ 13.97	$ 229.46	$ 19.75	$ 4.11	$ 17.28	$ 270.61
7b	Commercial/Multi-family Single-material and Single-stream Recyclables Service	Permanent Compactor	4-yard Compactor	On-call of scheduled service (cost per collection)	$ 62.66	$ 11.06	$ 73.71	$ 181.56	$ 32.04	$ 18.63	$ 305.95	$ 26.34	$ 5.49	$ 23.04	$ 360.81
7c	Commercial/Multi-family Single-material and Single-stream Recyclables Service	Permanent Compactor	6-yard Compactor	On-call of scheduled service (cost per collection)	$ 93.99	$ 16.59	$ 110.57	$ 272.34	$ 48.06	$ 27.95	$ 458.92	$ 39.50	$ 8.23	$ 34.56	$ 541.22
7d	Commercial/Multi-family Single-material and Single-stream Recyclables Service	Permanent Compactor/	10-yard compactor	On-call of scheduled service (cost per collection)	$ 164.59	$ 24.58	$ 189.17	$ 446.25	$ 78.75	$ 16.55	$ 730.72	$ 62.90	$ 13.10	$ 55.04	$ 861.75
7e	Commercial/Multi-family Single-material and Single-stream Recyclables Service	Permanent Compactor	20-yard compactor	On-call of scheduled service (cost per collection)	$ 164.59	$ 24.58	$ 189.17	$ 346.81	$ 61.20	$ 16.55	$ 613.73	$ 52.83	$ 11.01	$ 46.22	$ 723.78
7f	Commercial/Multi-family Single-material and Single-stream Recyclables Service	Permanent Compactor	25-yard Compactor	On-call of scheduled service (cost per collection)	$ 164.59	$ 24.58	$ 189.17	$ 346.81	$ 61.20	$ 16.55	$ 613.73	$ 52.83	$ 11.01	$ 46.22	$ 723.78
7g	Commercial/Multi-family Single-material and Single-stream Recyclables Service	Permanent Compactor	30-yard Compactor	On-call of scheduled service (cost per collection)	$ 164.59	$ 24.58	$ 189.17	$ 346.81	$ 61.20	$ 16.55	$ 613.73	$ 52.83	$ 11.01	$ 46.22	$ 723.78
7h	Commercial/Multi-family Single-material and Single-stream Recyclables Service	Permanent Compactor	40-yard Compactor	On-call of scheduled service (cost per collection)	$ 164.59	$ 24.58	$ 189.17	$ 346.81	$ 61.20	$ 16.55	$ 613.73	$ 52.83	$ 11.01	$ 46.22	$ 723.78
7i	Commercial/Multi-family Single-material and Single-stream Recyclables Service	Permanent Roll-off Box	10-yard Roll-off Box	On-call of scheduled service (cost per collection)	$ 126.61	$ 22.34	$ 148.95	$ 446.25	$ 78.75	$ 16.55	$ 690.50	$ 59.44	$ 12.38	$ 52.01	$ 814.33
7j	Commercial/Multi-family Single-material and Single-stream Recyclables Service	Permanent Roll-off Box	20-yard Roll-off Box	On-call of scheduled service (cost per collection)	$ 126.61	$ 22.34	$ 148.95	$ 266.77	$ 47.08	$ 16.55	$ 479.35	$ 41.26	$ 8.60	$ 36.10	$ 565.31
7k	Commercial/Multi-family Single-material and Single-stream Recyclables Service	Permanent Roll-off Box	25-yard Roll-off Box	On-call of scheduled service (cost per collection)	$ 126.61	$ 22.34	$ 148.95	$ 266.77	$ 47.08	$ 16.55	$ 479.35	$ 41.26	$ 8.60	$ 36.10	$ 565.31
7l	Commercial/Multi-family Single-material and Single-stream Recyclables Service	Permanent Roll-off Box	30-yard Roll-off Box	On-call of scheduled service (cost per collection)	$ 126.61	$ 22.34	$ 148.95	$ 266.77	$ 47.08	$ 16.55	$ 479.35	$ 41.26	$ 8.60	$ 36.10	$ 565.31
7m	Commercial/Multi-family Single-material and Single-stream Recyclables Service	Permanent Roll-off Box	40-yard Roll-off Box	On-call of scheduled service (cost per collection)	$ 126.61	$ 22.34	$ 148.95	$ 266.77	$ 47.08	$ 16.55	$ 479.35	$ 41.26	$ 8.60	$ 36.10	$ 565.31

8. Permanent Compactor and Roll-Off Box - Source Separated Food Scraps

#	Sector/Stream	Description	Size	Frequency of Collection	Collection Component (85% Labor and 15% Fuel)			Processing Component	Disposal Component	Non-escalating Capital Component	Total Base Rate	Compliance Cost Component	Procurement Cost Component	Laguna Hills Pavement Impact Cost Component	Total Laguna Hills Rate
					Labor	Fuel	Collection	Composting							
8a	Commercial/Multi-family Source-separated Food Scraps	Permanent Compactor	3-yard Compactor	On-call of scheduled service (cost per collection)	$ 46.99	$ 8.29	$ 55.29	$ 306.84	$ 54.15	$ 13.97	$ 430.25	$ 37.03	$ 7.72	$ 32.41	$ 507.40
8b	Commercial/Multi-family Source-separated Food Scraps	Permanent Compactor	4-yard Compactor	On-call of scheduled service (cost per collection)	$ 62.66	$ 11.06	$ 73.71	$ 409.12	$ 72.20	$ 18.63	$ 573.66	$ 49.38	$ 10.29	$ 43.21	$ 676.53
8c	Commercial/Multi-family Source-separated Food Scraps	Permanent Compactor	6-yard Compactor	On-call of scheduled service (cost per collection)	$ 93.99	$ 16.59	$ 110.57	$ 613.67	$ 108.30	$ 27.95	$ 860.49	$ 74.07	$ 15.43	$ 64.81	$ 1,014.80
8d	Commercial/Multi-family Source-separated Food Scraps	Permanent Compactor/	10-yard compactor	On-call of scheduled service (cost per collection)	$ 164.59	$ 24.58	$ 189.17	$ 1,005.55	$ 177.45	$ 16.55	$ 1,388.72	$ 119.54	$ 24.90	$ 104.59	$ 1,637.75
8e	Commercial/Multi-family Source-separated Food Scraps	Permanent Compactor	20-yard compactor	On-call of scheduled service (cost per collection)	$ 164.59	$ 24.58	$ 189.17	$ 781.47	$ 137.91	$ 16.55	$ 1,125.10	$ 96.85	$ 20.18	$ 84.74	$ 1,326.86
8f	Commercial/Multi-family Source-separated Food Scraps	Permanent Compactor	25-yard Compactor	On-call of scheduled service (cost per collection)	$ 164.59	$ 24.58	$ 189.17	$ 781.47	$ 137.91	$ 16.55	$ 1,125.10	$ 96.85	$ 20.18	$ 84.74	$ 1,326.86
8g	Commercial/Multi-family Source-separated Food Scraps	Permanent Compactor	30-yard Compactor	On-call of scheduled service (cost per collection)	$ 164.59	$ 24.58	$ 189.17	$ 781.47	$ 137.91	$ 16.55	$ 1,125.10	$ 96.85	$ 20.18	$ 84.74	$ 1,326.86

8h	Commercial/Multi-family Source-separated Food Scraps	Permanent Compactor	40-yard Compactor	On-call of scheduled service (cost per collection)	$ 164.59	$ 24.58	$ 189.17	$ 781.47	$ 137.91	$ 16.55	$ 1,125.10	$ 96.85	$ 20.18	$ 84.74	$ 1,326.86
8i	Commercial/Multi-family Source-separated Food Scraps	Permanent Roll-off Box	10-yard Roll-off Box	On-call of scheduled service (cost per collection)	$ 126.61	$ 22.34	$ 148.95	$ 1,005.55	$ 177.45	$ 16.55	$ 1,348.50	$ 116.08	$ 24.18	$ 101.57	$ 1,590.32
8j	Commercial/Multi-family Source-separated Food Scraps	Permanent Roll-off Box	20-yard Roll-off Box	On-call of scheduled service (cost per collection)	$ 126.61	$ 22.34	$ 148.95	$ 601.13	$ 106.08	$ 16.55	$ 872.72	$ 75.12	$ 15.65	$ 65.73	$ 1,029.22
8k	Commercial/Multi-family Source-separated Food Scraps	Permanent Roll-off Box	25-yard Roll-off Box	On-call of scheduled service (cost per collection)	$ 126.61	$ 22.34	$ 148.95	$ 601.13	$ 106.08	$ 16.55	$ 872.72	$ 75.12	$ 15.65	$ 65.73	$ 1,029.22
8l	Commercial/Multi-family Source-separated Food Scraps	Permanent Roll-off Box	30-yard Roll-off Box	On-call of scheduled service (cost per collection)	$ 126.61	$ 22.34	$ 148.95	$ 601.13	$ 106.08	$ 16.55	$ 872.72	$ 75.12	$ 15.65	$ 65.73	$ 1,029.22
8m	Commercial/Multi-family Source-separated Food Scraps	Permanent Roll-off Box	40-yard Roll-off Box	On-call of scheduled service (cost per collection)	$ 126.61	$ 22.34	$ 148.95	$ 601.13	$ 106.08	$ 16.55	$ 872.72	$ 75.12	$ 15.65	$ 65.73	$ 1,029.22

9. Permanent Compactor and Roll-Off Box - Source Separated Yard Trimmings

#	Sector/Stream	Description	Size	Frequency of Collection	Collection Component (85% Labor and 15% Fuel)			Processing Component	Disposal Component	Non-escalating Capital Component	Total Base Rate	Compliance Cost Component	Procurement Cost Component	Laguna Hills Pavement Impact Cost Component	Total Laguna Hills Rate
					Labor	Fuel	Collection	Composting							
9a	Commercial/Multi-family Source-separated Yard Trimmings	Permanent Compactor	3-yard Compactor	On-call of scheduled service (cost per collection)	$ 46.99	$ 8.29	$ 55.29	$ 136.17	$ 24.03	$ 13.97	$ 229.46	$ 19.75	$ 4.11	$ 17.28	$ 270.61
9b	Commercial/Multi-family Source-separated Yard Trimmings	Permanent Compactor	4-yard Compactor	On-call of scheduled service (cost per collection)	$ 62.66	$ 11.06	$ 73.71	$ 181.56	$ 32.04	$ 18.63	$ 305.95	$ 26.34	$ 5.49	$ 23.04	$ 360.81
9c	Commercial/Multi-family Source-separated Yard Trimmings	Permanent Compactor	6-yard Compactor	On-call of scheduled service (cost per collection)	$ 93.99	$ 16.59	$ 110.57	$ 272.34	$ 48.06	$ 27.95	$ 458.92	$ 39.50	$ 8.23	$ 34.56	$ 541.22
9d	Commercial/Multi-family Source-separated Yard Trimmings	Permanent Compactor/	10-yard compactor	On-call of scheduled service (cost per collection)	$ 164.59	$ 24.58	$ 189.17	$ 446.25	$ 78.75	$ 16.55	$ 730.72	$ 62.90	$ 13.10	$ 55.04	$ 861.75
9e	Commercial/Multi-family Source-separated Yard Trimmings	Permanent Compactor	20-yard compactor	On-call of scheduled service (cost per collection)	$ 164.59	$ 24.58	$ 189.17	$ 346.81	$ 61.20	$ 16.55	$ 613.73	$ 52.83	$ 11.01	$ 46.22	$ 723.78
9f	Commercial/Multi-family Source-separated Yard Trimmings	Permanent Compactor	25-yard Compactor	On-call of scheduled service (cost per collection)	$ 164.59	$ 24.58	$ 189.17	$ 346.81	$ 61.20	$ 16.55	$ 613.73	$ 52.83	$ 11.01	$ 46.22	$ 723.78
9g	Commercial/Multi-family Source-separated Yard Trimmings	Permanent Compactor	30-yard Compactor	On-call of scheduled service (cost per collection)	$ 164.59	$ 24.58	$ 189.17	$ 346.81	$ 61.20	$ 16.55	$ 613.73	$ 52.83	$ 11.01	$ 46.22	$ 723.78
9h	Commercial/Multi-family Source-separated Yard Trimmings	Permanent Compactor	40-yard Compactor	On-call of scheduled service (cost per collection)	$ 164.59	$ 24.58	$ 189.17	$ 346.81	$ 61.20	$ 16.55	$ 613.73	$ 52.83	$ 11.01	$ 46.22	$ 723.78
9i	Commercial/Multi-family Source-separated Yard Trimmings	Permanent Roll-off Box	10-yard Roll-off Box	On-call of scheduled service (cost per collection)	$ 126.61	$ 22.34	$ 148.95	$ 446.25	$ 78.75	$ 16.55	$ 690.50	$ 59.44	$ 12.38	$ 52.01	$ 814.33
9j	Commercial/Multi-family Source-separated Yard Trimmings	Permanent Roll-off Box	20-yard Roll-off Box	On-call of scheduled service (cost per collection)	$ 126.61	$ 22.34	$ 148.95	$ 266.77	$ 47.08	$ 16.55	$ 479.35	$ 41.26	$ 8.60	$ 36.10	$ 565.31
9k	Commercial/Multi-family Source-separated Yard Trimmings	Permanent Roll-off Box	25-yard Roll-off Box	On-call of scheduled service (cost per collection)	$ 126.61	$ 22.34	$ 148.95	$ 266.77	$ 47.08	$ 16.55	$ 479.35	$ 41.26	$ 8.60	$ 36.10	$ 565.31
9l	Commercial/Multi-family Source-separated Yard Trimmings	Permanent Roll-off Box	30-yard Roll-off Box	On-call of scheduled service (cost per collection)	$ 126.61	$ 22.34	$ 148.95	$ 266.77	$ 47.08	$ 16.55	$ 479.35	$ 41.26	$ 8.60	$ 36.10	$ 565.31
9m	Commercial/Multi-family Source-separated Yard Trimmings	Permanent Roll-off Box	40-yard Roll-off Box	On-call of scheduled service (cost per collection)	$ 126.61	$ 22.34	$ 148.95	$ 266.77	$ 47.08	$ 16.55	$ 479.35	$ 41.26	$ 8.60	$ 36.10	$ 565.31

10. Permanent Compactor and Roll-Off Box - Co-collected Food Scraps and Yard Trimmings

#	Sector/Stream	Description	Size	Frequency of Collection	Collection Component (85% Labor and 15% Fuel)			Processing Component	Disposal Component	Non-escalating Capital Component	Total Base Rate	Compliance Cost Component	Procurement Cost Component	Laguna Hills Pavement Impact Cost Component	Total Laguna Hills Rate
					Labor	Fuel	Collection	Composting							
10a	Commercial/Multi-family Co-collected Food Scraps and Yard Trimmings	Permanent Compactor	3-yard Compactor	On-call of scheduled service (cost per collection)	$ 46.99	$ 8.29	$ 55.29	$ 306.84	$ 54.15	$ 13.97	$ 430.25	$ 37.03	$ 7.72	$ 32.41	$ 507.40
10b	Commercial/Multi-family Co-collected Food Scraps and Yard Trimmings	Permanent Compactor	4-yard Compactor	On-call of scheduled service (cost per collection)	$ 62.66	$ 11.06	$ 73.71	$ 409.12	$ 72.20	$ 18.63	$ 573.66	$ 49.38	$ 10.29	$ 43.21	$ 676.53
10c	Commercial/Multi-family Co-collected Food Scraps and Yard Trimmings	Permanent Compactor	6-yard Compactor	On-call of scheduled service (cost per collection)	$ 93.99	$ 16.59	$ 110.57	$ 613.67	$ 108.30	$ 27.95	$ 860.49	$ 74.07	$ 15.43	$ 64.81	$ 1,014.80
10d	Commercial/Multi-family Co-collected Food Scraps and Yard Trimmings	Permanent Compactor/	10-yard compactor	On-call of scheduled service (cost per collection)	$ 164.59	$ 24.58	$ 189.17	$ 1,005.55	$ 177.45	$ 16.55	$ 1,388.72	$ 119.54	$ 24.90	$ 104.59	$ 1,637.75
10e	Commercial/Multi-family Co-collected Food Scraps and Yard Trimmings	Permanent Compactor	20-yard compactor	On-call of scheduled service (cost per collection)	$ 164.59	$ 24.58	$ 189.17	$ 781.47	$ 137.91	$ 16.55	$ 1,125.10	$ 96.85	$ 20.18	$ 84.74	$ 1,326.86
10f	Commercial/Multi-family Co-collected Food Scraps and Yard Trimmings	Permanent Compactor	25-yard Compactor	On-call of scheduled service (cost per collection)	$ 164.59	$ 24.58	$ 189.17	$ 781.47	$ 137.91	$ 16.55	$ 1,125.10	$ 96.85	$ 20.18	$ 84.74	$ 1,326.86
10g	Commercial/Multi-family Co-collected Food Scraps and Yard Trimmings	Permanent Compactor	30-yard Compactor	On-call of scheduled service (cost per collection)	$ 164.59	$ 24.58	$ 189.17	$ 781.47	$ 137.91	$ 16.55	$ 1,125.10	$ 96.85	$ 20.18	$ 84.74	$ 1,326.86
10h	Commercial/Multi-family Co-collected Food Scraps and Yard Trimmings	Permanent Compactor	40-yard Compactor	On-call of scheduled service (cost per collection)	$ 164.59	$ 24.58	$ 189.17	$ 781.47	$ 137.91	$ 16.55	$ 1,125.10	$ 96.85	$ 20.18	$ 84.74	$ 1,326.86
10i	Commercial/Multi-family Co-collected Food Scraps and Yard Trimmings	Permanent Roll-off Box	10-yard Roll-off Box	On-call of scheduled service (cost per collection)	$ 126.61	$ 22.34	$ 148.95	$ 1,005.55	$ 177.45	$ 16.55	$ 1,348.50	$ 116.08	$ 24.18	$ 101.57	$ 1,590.32
10j	Commercial/Multi-family Co-collected Food Scraps and Yard Trimmings	Permanent Roll-off Box	20-yard Roll-off Box	On-call of scheduled service (cost per collection)	$ 126.61	$ 22.34	$ 148.95	$ 601.13	$ 106.08	$ 16.55	$ 872.72	$ 75.12	$ 15.65	$ 65.73	$ 1,029.22

10k	Commercial/Multi-family Co-collected Food Scraps and Yard Trimmings	Permanent Roll-off Box	25-yard Roll-off Box	On-call of scheduled service (cost per collection)	$ 126.61	$ 22.34	$ 148.95	$ 601.13	$ 106.08	$ 16.55	$ 872.72	$ 75.12	$ 15.65	$ 65.73	$ 1,029.22
10l	Commercial/Multi-family Co-collected Food Scraps and Yard Trimmings	Permanent Roll-off Box	30-yard Roll-off Box	On-call of scheduled service (cost per collection)	$ 126.61	$ 22.34	$ 148.95	$ 601.13	$ 106.08	$ 16.55	$ 872.72	$ 75.12	$ 15.65	$ 65.73	$ 1,029.22
10m	Commercial/Multi-family Co-collected Food Scraps and Yard Trimmings	Permanent Roll-off Box	40-yard Roll-off Box	On-call of scheduled service (cost per collection)	$ 126.61	$ 22.34	$ 148.95	$ 601.13	$ 106.08	$ 16.55	$ 872.72	$ 75.12	$ 15.65	$ 65.73	$ 1,029.22

11. Permanent Compactor and Roll-Off Box - MSW Direct-hauled to the Landfill Service

#	Sector/Stream	Description	Size	Frequency of Collection	Collection Component (85% Labor and 15% Fuel)			Disposal Component	Non-escalating Capital Component	Total Base Rate	Laguna Hills Procurement Cost	Laguna Hills Procurement Cost	Laguna Hills Pavement Impact Cost Component	Total Laguna Hills Rate
					Labor	Fuel	Collection							
11a	Commercial/Multi-family MSW	Permanent Compactor	3-yard Compactor	On-call of scheduled service (cost per collection)	$ 93.99	$ 16.59	$ 110.57	$ 140.98	$ 27.95	$ 279.50	$ 24.06	$ 5.01	$ 21.05	$ 329.62
11b	Commercial/Multi-family MSW	Permanent Compactor	4-yard Compactor	On-call of scheduled service (cost per collection)	$ 125.32	$ 22.11	$ 147.43	$ 187.97	$ 37.27	$ 372.66	$ 32.08	$ 6.68	$ 28.07	$ 439.49
11c	Commercial/Multi-family MSW	Permanent Compactor	6-yard Compactor	On-call of scheduled service (cost per collection)	$ 187.97	$ 33.17	$ 221.14	$ 281.95	$ 55.90	$ 559.00	$ 48.12	$ 10.02	$ 42.10	$ 659.24
11d	Commercial/Multi-family MSW	Permanent Compactor/	10-yard compactor	On-call of scheduled service (cost per collection)	$ 329.18	$ 49.15	$ 378.33	$ 462.00	$ 33.10	$ 873.43	$ 75.18	$ 15.66	$ 65.78	$ 1,030.06
11e	Commercial/Multi-family MSW	Permanent Compactor	20-yard compactor	On-call of scheduled service (cost per collection)	$ 329.18	$ 49.15	$ 378.33	$ 359.05	$ 33.10	$ 770.48	$ 66.32	$ 13.82	$ 58.03	$ 908.65
11f	Commercial/Multi-family MSW	Permanent Compactor	25-yard Compactor	On-call of scheduled service (cost per collection)	$ 329.18	$ 49.15	$ 378.33	$ 359.05	$ 33.10	$ 770.48	$ 66.32	$ 13.82	$ 58.03	$ 908.65
11g	Commercial/Multi-family MSW	Permanent Compactor	30-yard Compactor	On-call of scheduled service (cost per collection)	$ 329.18	$ 49.15	$ 378.33	$ 359.05	$ 33.10	$ 770.48	$ 66.32	$ 13.82	$ 58.03	$ 908.65
11h	Commercial/Multi-family MSW	Permanent Compactor	40-yard Compactor	On-call of scheduled service (cost per collection)	$ 329.18	$ 49.15	$ 378.33	$ 359.05	$ 33.10	$ 770.48	$ 66.32	$ 13.82	$ 58.03	$ 908.65
11i	Commercial/Multi-family MSW	Permanent Roll-off Box	10-yard Roll-off Box	On-call of scheduled service (cost per collection)	$ 253.22	$ 44.69	$ 297.90	$ 462.00	$ 33.10	$ 793.00	$ 68.26	$ 14.22	$ 59.73	$ 935.21
11j	Commercial/Multi-family MSW	Permanent Roll-off Box	20-yard Roll-off Box	On-call of scheduled service (cost per collection)	$ 253.22	$ 44.69	$ 297.90	$ 276.19	$ 33.10	$ 607.19	$ 52.27	$ 10.89	$ 45.73	$ 716.08
11k	Commercial/Multi-family MSW	Permanent Roll-off Box	25-yard Roll-off Box	On-call of scheduled service (cost per collection)	$ 253.22	$ 44.69	$ 297.90	$ 276.19	$ 33.10	$ 607.19	$ 52.27	$ 10.89	$ 45.73	$ 716.08
11l	Commercial/Multi-family MSW	Permanent Roll-off Box	30-yard Roll-off Box	On-call of scheduled service (cost per collection)	$ 253.22	$ 44.69	$ 297.90	$ 276.19	$ 33.10	$ 607.19	$ 52.27	$ 10.89	$ 45.73	$ 716.08
11m	Commercial/Multi-family MSW	Permanent Roll-off Box	40-yard Roll-off Box	On-call of scheduled service (cost per collection)	$ 253.22	$ 44.69	$ 297.90	$ 276.19	$ 33.10	$ 607.19	$ 52.27	$ 10.89	$ 45.73	$ 716.08

12. Temporary Bin and Roll-Off Bin Divertible Service - Single-Material Recyclables and Single-Stream Recyclables

#	Sector/Stream	Description	Size	Frequency of Collection	Collection Component (85% Labor and 15% Fuel)			Processing Component	Disposal Component	Non-escalating Capital Component	Total Base Rate	Laguna Hills Procurement Cost	Laguna Hills Procurement Cost	Laguna Hills Pavement Impact Cost Component	Total Laguna Hills Rate
					Labor	Fuel	Collection	Clean MRF							
12a	Commercial/Multi-family Single-material and Single-stream Recyclables Service	Temporary Bin	2-yard Bin	Same day (same day collection service - cost per collection)	$ 68.40	$ 12.07	$ 80.48	$ 8.29	$ 1.46	$ 7.28	$ 97.50	$ 8.39	$ 1.75	$ 7.34	$ 114.98
12a	Commercial/Multi-family Single-material and Single-stream Recyclables Service	Temporary Bin	2-yard Bin	Weekly (i.e. Monday collection, with the collection again on the following Monday - cost per collection)	$ 68.40	$ 12.07	$ 80.48	$ 8.29	$ 1.46	$ 7.28	$ 97.50	$ 8.39	$ 1.75	$ 7.34	$ 114.98
12a	Commercial/Multi-family Single-material and Single-stream Recyclables Service	Temporary Bin	2-yard Bin	Weekend (i.e. collection on Saturday or Sunday - cost per collection)	$ 68.40	$ 12.07	$ 80.48	$ 8.29	$ 1.46	$ 7.28	$ 97.50	$ 8.39	$ 1.75	$ 7.34	$ 114.98
12b	Commercial/Multi-family Single-material and Single-stream Recyclables Service	Temporary Bin	3-yard Bin	Same day (same day collection service - cost per collection)	$ 68.40	$ 12.07	$ 80.48	$ 8.29	$ 1.46	$ 7.28	$ 97.50	$ 8.39	$ 1.75	$ 7.34	$ 114.98
12b	Commercial/Multi-family Single-material and Single-stream Recyclables Service	Temporary Bin	3-yard Bin	Weekly (i.e. Monday collection, with the collection again on the following Monday - cost per collection)	$ 68.40	$ 12.07	$ 80.48	$ 8.29	$ 1.46	$ 7.28	$ 97.50	$ 8.39	$ 1.75	$ 7.34	$ 114.98
12b	Commercial/Multi-family Single-material and Single-stream Recyclables Service	Temporary Bin	3-yard Bin	Weekend (i.e. collection on Saturday or Sunday - cost per collection)	$ 68.40	$ 12.07	$ 80.48	$ 8.29	$ 1.46	$ 7.28	$ 97.50	$ 8.39	$ 1.75	$ 7.34	$ 114.98
12c	Commercial/Multi-family Single-material and Single-stream Recyclables Service	Temporary Bin	4-yard Bin	Same day (same day collection service - cost per collection)	$ 70.17	$ 12.38	$ 82.55	$ 11.05	$ 1.95	$ 6.95	$ 102.50	$ 8.82	$ 1.84	$ 7.72	$ 120.88
12c	Commercial/Multi-family Single-material and Single-stream Recyclables Service	Temporary Bin	4-yard Bin	Weekly (i.e. Monday collection, with the collection again on the following Monday - cost per collection)	$ 70.17	$ 12.38	$ 82.55	$ 11.05	$ 1.95	$ 6.95	$ 102.50	$ 8.82	$ 1.84	$ 7.72	$ 120.88
12c	Commercial/Multi-family Single-material and Single-stream Recyclables Service	Temporary Bin	4-yard Bin	Weekend (i.e. collection on Saturday or Sunday - cost per collection)	$ 70.17	$ 12.38	$ 82.55	$ 11.05	$ 1.95	$ 6.95	$ 102.50	$ 8.82	$ 1.84	$ 7.72	$ 120.88
12d	Commercial/Multi-family Single-material and Single-stream Recyclables Service	Temporary Bin	6-yard Bin	Same day (same day collection service - cost per collection)	$ 73.70	$ 13.01	$ 86.70	$ 16.58	$ 2.93	$ 6.30	$ 112.50	$ 9.68	$ 2.02	$ 8.47	$ 132.67
12d	Commercial/Multi-family Single-material and Single-stream Recyclables Service	Temporary Bin	6-yard Bin	Weekly (i.e. Monday collection, with the collection again on the following Monday - cost per collection)	$ 73.70	$ 13.01	$ 86.70	$ 16.58	$ 2.93	$ 6.30	$ 112.50	$ 9.68	$ 2.02	$ 8.47	$ 132.67
12d	Commercial/Multi-family Single-material and Single-stream Recyclables Service	Temporary Bin	6-yard Bin	Weekend (i.e. collection on Saturday or Sunday - cost per collection)	$ 73.70	$ 13.01	$ 86.70	$ 16.58	$ 2.93	$ 6.30	$ 112.50	$ 9.68	$ 2.02	$ 8.47	$ 132.67
12e	Commercial/Multi-family Single-material and Single-stream Recyclables Service	Temporary Bin	10-yard Roll-off	Weekly (i.e. Monday collection, with the collection again on the following Monday - cost per collection)	$ 106.72	$ 18.83	$ 125.55	$ 255.00	$ 45.00	$ 13.95	$ 439.50	$ 37.83	$ 7.88	$ 33.10	$ 518.31
12e	Commercial/Multi-family Single-material and Single-stream Recyclables Service	Temporary Bin	10-yard Roll-off	Weekend (i.e. collection on Saturday or Sunday - cost per collection)	$ 106.72	$ 18.83	$ 125.55	$ 255.00	$ 45.00	$ 13.95	$ 439.50	$ 37.83	$ 7.88	$ 33.10	$ 518.31
12e	Commercial/Multi-family Single-material and Single-stream Recyclables Service	Temporary Bin	10-yard Roll-off	Same day (same day collection service - cost per collection)	$ 106.72	$ 18.83	$ 125.55	$ 255.00	$ 45.00	$ 13.95	$ 439.50	$ 37.83	$ 7.88	$ 33.10	$ 518.31
12f	Commercial/Multi-family Single-material and Single-stream Recyclables Service	Temporary Bin	20-yard Roll-off	Weekly (i.e. Monday collection, with the collection again on the following Monday - cost per collection)	$ 106.72	$ 18.83	$ 125.55	$ 191.25	$ 33.75	$ 13.95	$ 364.50	$ 31.38	$ 6.54	$ 27.45	$ 429.86

12f	Commercial/Multi-family Single-material and Single-stream Recyclables Service	Temporary Bin	20-yard Roll-off	Weekend (i.e. collection on Saturday or Sunday - cost per collection)	$ 106.72	$ 18.83	$ 125.55	$ 191.25	$ 33.75	$ 13.95	$ 364.50	$ 31.38	$ 6.54	$ 27.45	$ 429.86
12f	Commercial/Multi-family Single-material and Single-stream Recyclables Service	Temporary Bin	20-yard Roll-off	Same day (same day collection service - cost per collection)	$ 106.72	$ 18.83	$ 125.55	$ 191.25	$ 33.75	$ 13.95	$ 364.50	$ 31.38	$ 6.54	$ 27.45	$ 429.86
12g	Commercial/Multi-family Single-material and Single-stream Recyclables Service	Temporary Bin	25-yard Roll-off	Weekly (i.e. Monday collection, with the collection again on the following Monday - cost per collection)	$ 106.72	$ 18.83	$ 125.55	$ 191.25	$ 33.75	$ 13.95	$ 364.50	$ 31.38	$ 6.54	$ 27.45	$ 429.86
12g	Commercial/Multi-family Single-material and Single-stream Recyclables Service	Temporary Bin	25-yard Roll-off	Weekend (i.e. collection on Saturday or Sunday - cost per collection)	$ 106.72	$ 18.83	$ 125.55	$ 191.25	$ 33.75	$ 13.95	$ 364.50	$ 31.38	$ 6.54	$ 27.45	$ 429.86
12g	Commercial/Multi-family Single-material and Single-stream Recyclables Service	Temporary Bin	25-yard Roll-off	Same day (same day collection service - cost per collection)	$ 106.72	$ 18.83	$ 125.55	$ 191.25	$ 33.75	$ 13.95	$ 364.50	$ 31.38	$ 6.54	$ 27.45	$ 429.86
12h	Commercial/Multi-family Single-material and Single-stream Recyclables Service	Temporary Bin	30-yard Roll-off	Weekly (i.e. Monday collection, with the collection again on the following Monday - cost per collection)	$ 106.72	$ 18.83	$ 125.55	$ 191.25	$ 33.75	$ 13.95	$ 364.50	$ 31.38	$ 6.54	$ 27.45	$ 429.86
12h	Commercial/Multi-family Single-material and Single-stream Recyclables Service	Temporary Bin	30-yard Roll-off	Weekend (i.e. collection on Saturday or Sunday - cost per collection)	$ 106.72	$ 18.83	$ 125.55	$ 191.25	$ 33.75	$ 13.95	$ 364.50	$ 31.38	$ 6.54	$ 27.45	$ 429.86
12h	Commercial/Multi-family Single-material and Single-stream Recyclables Service	Temporary Bin	30-yard Roll-off	Same day (same day collection service - cost per collection)	$ 106.72	$ 18.83	$ 125.55	$ 191.25	$ 33.75	$ 13.95	$ 364.50	$ 31.38	$ 6.54	$ 27.45	$ 429.86
12i	Commercial/Multi-family Single-material and Single-stream Recyclables Service	Temporary Bin	40-yard Roll-off	Weekly (i.e. Monday collection, with the collection again on the following Monday - cost per collection)	$ 106.72	$ 18.83	$ 125.55	$ 159.38	$ 28.13	$ 13.95	$ 327.00	$ 28.15	$ 5.86	$ 24.63	$ 385.64
12i	Commercial/Multi-family Single-material and Single-stream Recyclables Service	Temporary Bin	40-yard Roll-off	Weekend (i.e. collection on Saturday or Sunday - cost per collection)	$ 106.72	$ 18.83	$ 125.55	$ 159.38	$ 28.13	$ 13.95	$ 327.00	$ 28.15	$ 5.86	$ 24.63	$ 385.64
12i	Commercial/Multi-family Single-material and Single-stream Recyclables Service	Temporary Bin	40-yard Roll-off	Same day (same day collection service - cost per collection)	$ 106.72	$ 18.83	$ 125.55	$ 159.38	$ 28.13	$ 13.95	$ 327.00	$ 28.15	$ 5.86	$ 24.63	$ 385.64

13. Temporary Bin and Roll-Off Bin Divertible Service - Source-separated Food Scraps

#	Sector/Stream	Description	Size	Frequency of Collection	Collection Component (85% Labor and 15% Fuel)			Processing Component	Disposal Component	Non-escalating Capital Component	Total Base Rate	Compliance Cost Component	Procurement Cost Component	Laguna Hills Pavement Impact Cost Component	Total Laguna Hills Rate
					Labor	Fuel	Collection	Composting							
13a	Commercial/Multi-family Source-separated Food Scraps	Temporary Bin	2-yard Bin	Same day (same day collection service - cost per collection)	$ 68.40	$ 12.07	$ 80.48	$ 8.29	$ 1.46	$ 7.28	$ 97.50	$ 8.39	$ 1.75	$ 7.34	$ 114.98
13a	Commercial/Multi-family Source-separated Food Scraps	Temporary Bin	2-yard Bin	Weekly (i.e. Monday collection, with the collection again on the following Monday - cost per collection)	$ 68.40	$ 12.07	$ 80.48	$ 8.29	$ 1.46	$ 7.28	$ 97.50	$ 8.39	$ 1.75	$ 7.34	$ 114.98
13a	Commercial/Multi-family Source-separated Food Scraps	Temporary Bin	2-yard Bin	Weekend (i.e. collection on Saturday or Sunday - cost per collection)	$ 68.40	$ 12.07	$ 80.48	$ 8.29	$ 1.46	$ 7.28	$ 97.50	$ 8.39	$ 1.75	$ 7.34	$ 114.98
13b	Commercial/Multi-family Source-separated Food Scraps	Temporary Bin	3-yard Bin	Same day (same day collection service - cost per collection)	$ 68.40	$ 12.07	$ 80.48	$ 8.29	$ 1.46	$ 7.28	$ 97.50	$ 8.39	$ 1.75	$ 7.34	$ 114.98
13b	Commercial/Multi-family Source-separated Food Scraps	Temporary Bin	3-yard Bin	Weekly (i.e. Monday collection, with the collection again on the following Monday - cost per collection)	$ 68.40	$ 12.07	$ 80.48	$ 8.29	$ 1.46	$ 7.28	$ 97.50	$ 8.39	$ 1.75	$ 7.34	$ 114.98
13b	Commercial/Multi-family Source-separated Food Scraps	Temporary Bin	3-yard Bin	Weekend (i.e. collection on Saturday or Sunday - cost per collection)	$ 68.40	$ 12.07	$ 80.48	$ 8.29	$ 1.46	$ 7.28	$ 97.50	$ 8.39	$ 1.75	$ 7.34	$ 114.98
13c	Commercial/Multi-family Source-separated Food Scraps	Temporary Bin	4-yard Bin	Same day (same day collection service - cost per collection)	$ 70.17	$ 12.38	$ 82.55	$ 11.05	$ 1.95	$ 6.95	$ 102.50	$ 8.82	$ 1.84	$ 7.72	$ 120.88
13c	Commercial/Multi-family Source-separated Food Scraps	Temporary Bin	4-yard Bin	Weekly (i.e. Monday collection, with the collection again on the following Monday - cost per collection)	$ 70.17	$ 12.38	$ 82.55	$ 11.05	$ 1.95	$ 6.95	$ 102.50	$ 8.82	$ 1.84	$ 7.72	$ 120.88
13c	Commercial/Multi-family Source-separated Food Scraps	Temporary Bin	4-yard Bin	Weekend (i.e. collection on Saturday or Sunday - cost per collection)	$ 70.17	$ 12.38	$ 82.55	$ 11.05	$ 1.95	$ 6.95	$ 102.50	$ 8.82	$ 1.84	$ 7.72	$ 120.88
13d	Commercial/Multi-family Source-separated Food Scraps	Temporary Bin	6-yard Bin	Same day (same day collection service - cost per collection)	$ 73.70	$ 13.01	$ 86.70	$ 16.58	$ 2.93	$ 6.30	$ 112.50	$ 9.68	$ 2.02	$ 8.47	$ 132.67
13d	Commercial/Multi-family Source-separated Food Scraps	Temporary Bin	6-yard Bin	Weekly (i.e. Monday collection, with the collection again on the following Monday - cost per collection)	$ 73.70	$ 13.01	$ 86.70	$ 16.58	$ 2.93	$ 6.30	$ 112.50	$ 9.68	$ 2.02	$ 8.47	$ 132.67
13d	Commercial/Multi-family Source-separated Food Scraps	Temporary Bin	6-yard Bin	Weekend (i.e. collection on Saturday or Sunday - cost per collection)	$ 73.70	$ 13.01	$ 86.70	$ 16.58	$ 2.93	$ 6.30	$ 112.50	$ 9.68	$ 2.02	$ 8.47	$ 132.67
13e	Commercial/Multi-family Source-separated Food Scraps	Temporary Bin	10-yard Roll-off	Weekly (i.e. Monday collection, with the collection again on the following Monday - cost per collection)	$ 106.72	$ 18.83	$ 125.55	$ 255.00	$ 45.00	$ 13.95	$ 439.50	$ 37.83	$ 7.88	$ 33.10	$ 518.31
13e	Commercial/Multi-family Source-separated Food Scraps	Temporary Bin	10-yard Roll-off	Weekend (i.e. collection on Saturday or Sunday - cost per collection)	$ 106.72	$ 18.83	$ 125.55	$ 255.00	$ 45.00	$ 13.95	$ 439.50	$ 37.83	$ 7.88	$ 33.10	$ 518.31
13e	Commercial/Multi-family Source-separated Food Scraps	Temporary Bin	10-yard Roll-off	Same day (same day collection service - cost per collection)	$ 106.72	$ 18.83	$ 125.55	$ 255.00	$ 45.00	$ 13.95	$ 439.50	$ 37.83	$ 7.88	$ 33.10	$ 518.31
13f	Commercial/Multi-family Source-separated Food Scraps	Temporary Bin	20-yard Roll-off	Weekly (i.e. Monday collection, with the collection again on the following Monday - cost per collection)	$ 106.72	$ 18.83	$ 125.55	$ 191.25	$ 33.75	$ 13.95	$ 364.50	$ 31.38	$ 6.54	$ 27.45	$ 429.86
13f	Commercial/Multi-family Source-separated Food Scraps	Temporary Bin	20-yard Roll-off	Weekend (i.e. collection on Saturday or Sunday - cost per collection)	$ 106.72	$ 18.83	$ 125.55	$ 191.25	$ 33.75	$ 13.95	$ 364.50	$ 31.38	$ 6.54	$ 27.45	$ 429.86
13f	Commercial/Multi-family Source-separated Food Scraps	Temporary Bin	20-yard Roll-off	Same day (same day collection service - cost per collection)	$ 106.72	$ 18.83	$ 125.55	$ 191.25	$ 33.75	$ 13.95	$ 364.50	$ 31.38	$ 6.54	$ 27.45	$ 429.86

13g	Commercial/Multi-family Source-separated Food Scraps	Temporary Bin	25-yard Roll-off	Weekly (i.e. Monday collection, with the collection again on the following Monday - cost per collection)	$ 106.72	$ 18.83	$ 125.55	$ 191.25	$ 33.75	$ 13.95	$ 364.50	$ 31.38	$ 6.54	$ 27.45	$ 429.86
13g	Commercial/Multi-family Source-separated Food Scraps	Temporary Bin	25-yard Roll-off	Weekend (i.e. collection on Saturday or Sunday - cost per collection)	$ 106.72	$ 18.83	$ 125.55	$ 191.25	$ 33.75	$ 13.95	$ 364.50	$ 31.38	$ 6.54	$ 27.45	$ 429.86
13g	Commercial/Multi-family Source-separated Food Scraps	Temporary Bin	25-yard Roll-off	Same day (same day collection service - cost per collection)	$ 106.72	$ 18.83	$ 125.55	$ 191.25	$ 33.75	$ 13.95	$ 364.50	$ 31.38	$ 6.54	$ 27.45	$ 429.86
13h	Commercial/Multi-family Source-separated Food Scraps	Temporary Bin	30-yard Roll-off	Weekly (i.e. Monday collection, with the collection again on the following Monday - cost per collection)	$ 106.72	$ 18.83	$ 125.55	$ 191.25	$ 33.75	$ 13.95	$ 364.50	$ 31.38	$ 6.54	$ 27.45	$ 429.86
13h	Commercial/Multi-family Source-separated Food Scraps	Temporary Bin	30-yard Roll-off	Weekend (i.e. collection on Saturday or Sunday - cost per collection)	$ 106.72	$ 18.83	$ 125.55	$ 191.25	$ 33.75	$ 13.95	$ 364.50	$ 31.38	$ 6.54	$ 27.45	$ 429.86
13h	Commercial/Multi-family Source-separated Food Scraps	Temporary Bin	30-yard Roll-off	Same day (same day collection service - cost per collection)	$ 106.72	$ 18.83	$ 125.55	$ 191.25	$ 33.75	$ 13.95	$ 364.50	$ 31.38	$ 6.54	$ 27.45	$ 429.86
13i	Commercial/Multi-family Source-separated Food Scraps	Temporary Bin	40-yard Roll-off	Weekly (i.e. Monday collection, with the collection again on the following Monday - cost per collection)	$ 106.72	$ 18.83	$ 125.55	$ 159.38	$ 28.13	$ 13.95	$ 327.00	$ 28.15	$ 5.86	$ 24.63	$ 385.64
13i	Commercial/Multi-family Source-separated Food Scraps	Temporary Bin	40-yard Roll-off	Weekend (i.e. collection on Saturday or Sunday - cost per collection)	$ 106.72	$ 18.83	$ 125.55	$ 159.38	$ 28.13	$ 13.95	$ 327.00	$ 28.15	$ 5.86	$ 24.63	$ 385.64
13i	Commercial/Multi-family Source-separated Food Scraps	Temporary Bin	40-yard Roll-off	Same day (same day collection service - cost per collection)	$ 106.72	$ 18.83	$ 125.55	$ 159.38	$ 28.13	$ 13.95	$ 327.00	$ 28.15	$ 5.86	$ 24.63	$ 385.64

14. Temporary Bin and Roll-Off Bin Divertible Service - Source-separated Yard Trimmings

#	Sector/Stream	Description	Size	Frequency of Collection	Collection Component (85% Labor and 15% Fuel)			Processing Component	Disposal Component	Non-escalating Capital Component	Total Base Rate	Compliance Cost Component	Procurement Cost Component	Laguna Hills Pavement Impact Cost Component	Total Laguna Hills Rate
					Labor	Fuel	Collection	Composting							
14a	Commercial/Multi-family Source-separated Yard Trimmings	Temporary Bin	2-yard Bin	Same day (same day collection service - cost per collection)	$ 68.40	$ 12.07	$ 80.48	$ 8.29	$ 1.46	$ 7.28	$ 97.50	$ 8.39	$ 1.75	$ 7.34	$ 114.98
14a	Commercial/Multi-family Source-separated Yard Trimmings	Temporary Bin	2-yard Bin	Weekly (i.e. Monday collection, with the collection again on the following Monday - cost per collection)	$ 68.40	$ 12.07	$ 80.48	$ 8.29	$ 1.46	$ 7.28	$ 97.50	$ 8.39	$ 1.75	$ 7.34	$ 114.98
14a	Commercial/Multi-family Source-separated Yard Trimmings	Temporary Bin	2-yard Bin	Weekend (i.e. collection on Saturday or Sunday - cost per collection)	$ 68.40	$ 12.07	$ 80.48	$ 8.29	$ 1.46	$ 7.28	$ 97.50	$ 8.39	$ 1.75	$ 7.34	$ 114.98
14b	Commercial/Multi-family Source-separated Yard Trimmings	Temporary Bin	3-yard Bin	Same day (same day collection service - cost per collection)	$ 68.40	$ 12.07	$ 80.48	$ 8.29	$ 1.46	$ 7.28	$ 97.50	$ 8.39	$ 1.75	$ 7.34	$ 114.98
14b	Commercial/Multi-family Source-separated Yard Trimmings	Temporary Bin	3-yard Bin	Weekly (i.e. Monday collection, with the collection again on the following Monday - cost per collection)	$ 68.40	$ 12.07	$ 80.48	$ 8.29	$ 1.46	$ 7.28	$ 97.50	$ 8.39	$ 1.75	$ 7.34	$ 114.98
14b	Commercial/Multi-family Source-separated Yard Trimmings	Temporary Bin	3-yard Bin	Weekend (i.e. collection on Saturday or Sunday - cost per collection)	$ 68.40	$ 12.07	$ 80.48	$ 8.29	$ 1.46	$ 7.28	$ 97.50	$ 8.39	$ 1.75	$ 7.34	$ 114.98
14c	Commercial/Multi-family Source-separated Yard Trimmings	Temporary Bin	4-yard Bin	Same day (same day collection service - cost per collection)	$ 70.17	$ 12.38	$ 82.55	$ 11.05	$ 1.95	$ 6.95	$ 102.50	$ 8.82	$ 1.84	$ 7.72	$ 120.88
14c	Commercial/Multi-family Source-separated Yard Trimmings	Temporary Bin	4-yard Bin	Weekly (i.e. Monday collection, with the collection again on the following Monday - cost per collection)	$ 70.17	$ 12.38	$ 82.55	$ 11.05	$ 1.95	$ 6.95	$ 102.50	$ 8.82	$ 1.84	$ 7.72	$ 120.88
14c	Commercial/Multi-family Source-separated Yard Trimmings	Temporary Bin	4-yard Bin	Weekend (i.e. collection on Saturday or Sunday - cost per collection)	$ 70.17	$ 12.38	$ 82.55	$ 11.05	$ 1.95	$ 6.95	$ 102.50	$ 8.82	$ 1.84	$ 7.72	$ 120.88
14d	Commercial/Multi-family Source-separated Yard Trimmings	Temporary Bin	6-yard Bin	Same day (same day collection service - cost per collection)	$ 73.70	$ 13.01	$ 86.70	$ 16.58	$ 2.93	$ 6.30	$ 112.50	$ 9.68	$ 2.02	$ 8.47	$ 132.67
14d	Commercial/Multi-family Source-separated Yard Trimmings	Temporary Bin	6-yard Bin	Weekly (i.e. Monday collection, with the collection again on the following Monday - cost per collection)	$ 73.70	$ 13.01	$ 86.70	$ 16.58	$ 2.93	$ 6.30	$ 112.50	$ 9.68	$ 2.02	$ 8.47	$ 132.67
14d	Commercial/Multi-family Source-separated Yard Trimmings	Temporary Bin	6-yard Bin	Weekend (i.e. collection on Saturday or Sunday - cost per collection)	$ 73.70	$ 13.01	$ 86.70	$ 16.58	$ 2.93	$ 6.30	$ 112.50	$ 9.68	$ 2.02	$ 8.47	$ 132.67
14e	Commercial/Multi-family Source-separated Yard Trimmings	Temporary Bin	10-yard Roll-off	Weekly (i.e. Monday collection, with the collection again on the following Monday - cost per collection)	$ 106.72	$ 18.83	$ 125.55	$ 255.00	$ 45.00	$ 13.95	$ 439.50	$ 37.83	$ 7.88	$ 33.10	$ 518.31
14e	Commercial/Multi-family Source-separated Yard Trimmings	Temporary Bin	10-yard Roll-off	Weekend (i.e. collection on Saturday or Sunday - cost per collection)	$ 106.72	$ 18.83	$ 125.55	$ 255.00	$ 45.00	$ 13.95	$ 439.50	$ 37.83	$ 7.88	$ 33.10	$ 518.31
14e	Commercial/Multi-family Source-separated Yard Trimmings	Temporary Bin	10-yard Roll-off	Same day (same day collection service - cost per collection)	$ 106.72	$ 18.83	$ 125.55	$ 255.00	$ 45.00	$ 13.95	$ 439.50	$ 37.83	$ 7.88	$ 33.10	$ 518.31
14f	Commercial/Multi-family Source-separated Yard Trimmings	Temporary Bin	20-yard Roll-off	Weekly (i.e. Monday collection, with the collection again on the following Monday - cost per collection)	$ 106.72	$ 18.83	$ 125.55	$ 191.25	$ 33.75	$ 13.95	$ 364.50	$ 31.38	$ 6.54	$ 27.45	$ 429.86
14f	Commercial/Multi-family Source-separated Yard Trimmings	Temporary Bin	20-yard Roll-off	Weekend (i.e. collection on Saturday or Sunday - cost per collection)	$ 106.72	$ 18.83	$ 125.55	$ 191.25	$ 33.75	$ 13.95	$ 364.50	$ 31.38	$ 6.54	$ 27.45	$ 429.86
14f	Commercial/Multi-family Source-separated Yard Trimmings	Temporary Bin	20-yard Roll-off	Same day (same day collection service - cost per collection)	$ 106.72	$ 18.83	$ 125.55	$ 191.25	$ 33.75	$ 13.95	$ 364.50	$ 31.38	$ 6.54	$ 27.45	$ 429.86
14g	Commercial/Multi-family Source-separated Yard Trimmings	Temporary Bin	25-yard Roll-off	Weekly (i.e. Monday collection, with the collection again on the following Monday - cost per collection)	$ 106.72	$ 18.83	$ 125.55	$ 191.25	$ 33.75	$ 13.95	$ 364.50	$ 31.38	$ 6.54	$ 27.45	$ 429.86

14g	Commercial/Multi-family Source-separated Yard Trimmings	Temporary Bin	25-yard Roll-off	Weekend (i.e. collection on Saturday or Sunday - cost per collection)	$ 106.72	$ 18.83	$ 125.55	$ 191.25	$ 33.75	$ 13.95	$ 364.50	$ 31.38	$ 6.54	$ 27.45	$ 429.86
14g	Commercial/Multi-family Source-separated Yard Trimmings	Temporary Bin	25-yard Roll-off	Same day (same day collection service - cost per collection)	$ 106.72	$ 18.83	$ 125.55	$ 191.25	$ 33.75	$ 13.95	$ 364.50	$ 31.38	$ 6.54	$ 27.45	$ 429.86
14h	Commercial/Multi-family Source-separated Yard Trimmings	Temporary Bin	30-yard Roll-off	Weekly (i.e. Monday collection, with the collection again on the following Monday - cost per collection)	$ 106.72	$ 18.83	$ 125.55	$ 191.25	$ 33.75	$ 13.95	$ 364.50	$ 31.38	$ 6.54	$ 27.45	$ 429.86
14h	Commercial/Multi-family Source-separated Yard Trimmings	Temporary Bin	30-yard Roll-off	Weekend (i.e. collection on Saturday or Sunday - cost per collection)	$ 106.72	$ 18.83	$ 125.55	$ 191.25	$ 33.75	$ 13.95	$ 364.50	$ 31.38	$ 6.54	$ 27.45	$ 429.86
14h	Commercial/Multi-family Source-separated Yard Trimmings	Temporary Bin	30-yard Roll-off	Same day (same day collection service - cost per collection)	$ 106.72	$ 18.83	$ 125.55	$ 191.25	$ 33.75	$ 13.95	$ 364.50	$ 31.38	$ 6.54	$ 27.45	$ 429.86
14i	Commercial/Multi-family Source-separated Yard Trimmings	Temporary Bin	40-yard Roll-off	Weekly (i.e. Monday collection, with the collection again on the following Monday - cost per collection)	$ 106.72	$ 18.83	$ 125.55	$ 159.38	$ 28.13	$ 13.95	$ 327.00	$ 28.15	$ 5.86	$ 24.63	$ 385.64
14i	Commercial/Multi-family Source-separated Yard Trimmings	Temporary Bin	40-yard Roll-off	Weekend (i.e. collection on Saturday or Sunday - cost per collection)	$ 106.72	$ 18.83	$ 125.55	$ 159.38	$ 28.13	$ 13.95	$ 327.00	$ 28.15	$ 5.86	$ 24.63	$ 385.64
14i	Commercial/Multi-family Source-separated Yard Trimmings	Temporary Bin	40-yard Roll-off	Same day (same day collection service - cost per collection)	$ 106.72	$ 18.83	$ 125.55	$ 159.38	$ 28.13	$ 13.95	$ 327.00	$ 28.15	$ 5.86	$ 24.63	$ 385.64

15. Temporary Bin and Roll-Off Bin Divertible Service - Co-collected Food Scraps and Yard Trimmings

#	Sector/Stream	Description	Size	Frequency of Collection	Collection Component (85% Labor and 15% Fuel)			Processing Component	Disposal Component	Non-escalating Capital Component	Total Base Rate	Compliance Cost Component	Procurement Cost Component	Laguna Hills Pavement Impact Cost Component	Total Laguna Hills Rate
					Labor	Fuel	Collection	Composting							
15a	Commercial/Multi-family Co-collected Food Scraps and Yard Trimmings	Temporary Bin	2-yard Bin	Same day (same day collection service - cost per collection)	$ 68.40	$ 12.07	$ 80.48	$ 8.29	$ 1.46	$ 7.28	$ 97.50	$ 8.39	$ 1.75	$ 7.34	$ 114.98
15a	Commercial/Multi-family Co-collected Food Scraps and Yard Trimmings	Temporary Bin	2-yard Bin	Weekly (i.e. Monday collection, with the collection again on the following Monday - cost per collection)	$ 68.40	$ 12.07	$ 80.48	$ 8.29	$ 1.46	$ 7.28	$ 97.50	$ 8.39	$ 1.75	$ 7.34	$ 114.98
15a	Commercial/Multi-family Co-collected Food Scraps and Yard Trimmings	Temporary Bin	2-yard Bin	Weekend (i.e. collection on Saturday or Sunday - cost per collection)	$ 68.40	$ 12.07	$ 80.48	$ 8.29	$ 1.46	$ 7.28	$ 97.50	$ 8.39	$ 1.75	$ 7.34	$ 114.98
15b	Commercial/Multi-family Co-collected Food Scraps and Yard Trimmings	Temporary Bin	3-yard Bin	Same day (same day collection service - cost per collection)	$ 68.40	$ 12.07	$ 80.48	$ 8.29	$ 1.46	$ 7.28	$ 97.50	$ 8.39	$ 1.75	$ 7.34	$ 114.98
15b	Commercial/Multi-family Co-collected Food Scraps and Yard Trimmings	Temporary Bin	3-yard Bin	Weekly (i.e. Monday collection, with the collection again on the following Monday - cost per collection)	$ 68.40	$ 12.07	$ 80.48	$ 8.29	$ 1.46	$ 7.28	$ 97.50	$ 8.39	$ 1.75	$ 7.34	$ 114.98
15b	Commercial/Multi-family Co-collected Food Scraps and Yard Trimmings	Temporary Bin	3-yard Bin	Weekend (i.e. collection on Saturday or Sunday - cost per collection)	$ 68.40	$ 12.07	$ 80.48	$ 8.29	$ 1.46	$ 7.28	$ 97.50	$ 8.39	$ 1.75	$ 7.34	$ 114.98
15c	Commercial/Multi-family Co-collected Food Scraps and Yard Trimmings	Temporary Bin	4-yard Bin	Same day (same day collection service - cost per collection)	$ 70.17	$ 12.38	$ 82.55	$ 11.05	$ 1.95	$ 6.95	$ 102.50	$ 8.82	$ 1.84	$ 7.72	$ 120.88
15c	Commercial/Multi-family Co-collected Food Scraps and Yard Trimmings	Temporary Bin	4-yard Bin	Weekly (i.e. Monday collection, with the collection again on the following Monday - cost per collection)	$ 70.17	$ 12.38	$ 82.55	$ 11.05	$ 1.95	$ 6.95	$ 102.50	$ 8.82	$ 1.84	$ 7.72	$ 120.88
15c	Commercial/Multi-family Co-collected Food Scraps and Yard Trimmings	Temporary Bin	4-yard Bin	Weekend (i.e. collection on Saturday or Sunday - cost per collection)	$ 70.17	$ 12.38	$ 82.55	$ 11.05	$ 1.95	$ 6.95	$ 102.50	$ 8.82	$ 1.84	$ 7.72	$ 120.88
15d	Commercial/Multi-family Co-collected Food Scraps and Yard Trimmings	Temporary Bin	6-yard Bin	Same day (same day collection service - cost per collection)	$ 73.70	$ 13.01	$ 86.70	$ 16.58	$ 2.93	$ 6.30	$ 112.50	$ 9.68	$ 2.02	$ 8.47	$ 132.67
15d	Commercial/Multi-family Co-collected Food Scraps and Yard Trimmings	Temporary Bin	6-yard Bin	Weekly (i.e. Monday collection, with the collection again on the following Monday - cost per collection)	$ 73.70	$ 13.01	$ 86.70	$ 16.58	$ 2.93	$ 6.30	$ 112.50	$ 9.68	$ 2.02	$ 8.47	$ 132.67
15d	Commercial/Multi-family Co-collected Food Scraps and Yard Trimmings	Temporary Bin	6-yard Bin	Weekend (i.e. collection on Saturday or Sunday - cost per collection)	$ 73.70	$ 13.01	$ 86.70	$ 16.58	$ 2.93	$ 6.30	$ 112.50	$ 9.68	$ 2.02	$ 8.47	$ 132.67
15e	Commercial/Multi-family Co-collected Food Scraps and Yard Trimmings	Temporary Bin	10-yard Roll-off	Weekly (i.e. Monday collection, with the collection again on the following Monday - cost per collection)	$ 106.72	$ 18.83	$ 125.55	$ 255.00	$ 45.00	$ 13.95	$ 439.50	$ 37.83	$ 7.88	$ 33.10	$ 518.31
15e	Commercial/Multi-family Co-collected Food Scraps and Yard Trimmings	Temporary Bin	10-yard Roll-off	Weekend (i.e. collection on Saturday or Sunday - cost per collection)	$ 106.72	$ 18.83	$ 125.55	$ 255.00	$ 45.00	$ 13.95	$ 439.50	$ 37.83	$ 7.88	$ 33.10	$ 518.31
15e	Commercial/Multi-family Co-collected Food Scraps and Yard Trimmings	Temporary Bin	10-yard Roll-off	Same day (same day collection service - cost per collection)	$ 106.72	$ 18.83	$ 125.55	$ 255.00	$ 45.00	$ 13.95	$ 439.50	$ 37.83	$ 7.88	$ 33.10	$ 518.31
15f	Commercial/Multi-family Co-collected Food Scraps and Yard Trimmings	Temporary Bin	20-yard Roll-off	Weekly (i.e. Monday collection, with the collection again on the following Monday - cost per collection)	$ 106.72	$ 18.83	$ 125.55	$ 191.25	$ 33.75	$ 13.95	$ 364.50	$ 31.38	$ 6.54	$ 27.45	$ 429.86
15f	Commercial/Multi-family Co-collected Food Scraps and Yard Trimmings	Temporary Bin	20-yard Roll-off	Weekend (i.e. collection on Saturday or Sunday - cost per collection)	$ 106.72	$ 18.83	$ 125.55	$ 191.25	$ 33.75	$ 13.95	$ 364.50	$ 31.38	$ 6.54	$ 27.45	$ 429.86
15f	Commercial/Multi-family Co-collected Food Scraps and Yard Trimmings	Temporary Bin	20-yard Roll-off	Same day (same day collection service - cost per collection)	$ 106.72	$ 18.83	$ 125.55	$ 191.25	$ 33.75	$ 13.95	$ 364.50	$ 31.38	$ 6.54	$ 27.45	$ 429.86
15g	Commercial/Multi-family Co-collected Food Scraps and Yard Trimmings	Temporary Bin	25-yard Roll-off	Weekly (i.e. Monday collection, with the collection again on the following Monday - cost per collection)	$ 106.72	$ 18.83	$ 125.55	$ 191.25	$ 33.75	$ 13.95	$ 364.50	$ 31.38	$ 6.54	$ 27.45	$ 429.86
15g	Commercial/Multi-family Co-collected Food Scraps and Yard Trimmings	Temporary Bin	25-yard Roll-off	Weekend (i.e. collection on Saturday or Sunday - cost per collection)	$ 106.72	$ 18.83	$ 125.55	$ 191.25	$ 33.75	$ 13.95	$ 364.50	$ 31.38	$ 6.54	$ 27.45	$ 429.86
15g	Commercial/Multi-family Co-collected Food Scraps and Yard Trimmings	Temporary Bin	25-yard Roll-off	Same day (same day collection service - cost per collection)	$ 106.72	$ 18.83	$ 125.55	$ 191.25	$ 33.75	$ 13.95	$ 364.50	$ 31.38	$ 6.54	$ 27.45	$ 429.86

15h	Commercial/Multi-family Co-collected Food Scraps and Yard Trimmings	Temporary Bin	30-yard Roll-off	Weekly (i.e. Monday collection, with the collection again on the following Monday - cost per collection)	$ 106.72	$ 18.83	$ 125.55	$ 191.25	$ 33.75	$ 13.95	$ 364.50	$ 31.38	$ 6.54	$ 27.45	$ 429.86
15h	Commercial/Multi-family Co-collected Food Scraps and Yard Trimmings	Temporary Bin	30-yard Roll-off	Weekend (i.e. collection on Saturday or Sunday - cost per collection)	$ 106.72	$ 18.83	$ 125.55	$ 191.25	$ 33.75	$ 13.95	$ 364.50	$ 31.38	$ 6.54	$ 27.45	$ 429.86
15h	Commercial/Multi-family Co-collected Food Scraps and Yard Trimmings	Temporary Bin	30-yard Roll-off	Same day (same day collection service - cost per collection)	$ 106.72	$ 18.83	$ 125.55	$ 191.25	$ 33.75	$ 13.95	$ 364.50	$ 31.38	$ 6.54	$ 27.45	$ 429.86
15i	Commercial/Multi-family Co-collected Food Scraps and Yard Trimmings	Temporary Bin	40-yard Roll-off	Weekly (i.e. Monday collection, with the collection again on the following Monday - cost per collection)	$ 106.72	$ 18.83	$ 125.55	$ 159.38	$ 28.13	$ 13.95	$ 327.00	$ 28.15	$ 5.86	$ 24.63	$ 385.64
15i	Commercial/Multi-family Co-collected Food Scraps and Yard Trimmings	Temporary Bin	40-yard Roll-off	Weekend (i.e. collection on Saturday or Sunday - cost per collection)	$ 106.72	$ 18.83	$ 125.55	$ 159.38	$ 28.13	$ 13.95	$ 327.00	$ 28.15	$ 5.86	$ 24.63	$ 385.64
15i	Commercial/Multi-family Co-collected Food Scraps and Yard Trimmings	Temporary Bin	40-yard Roll-off	Same day (same day collection service - cost per collection)	$ 106.72	$ 18.83	$ 125.55	$ 159.38	$ 28.13	$ 13.95	$ 327.00	$ 28.15	$ 5.86	$ 24.63	$ 385.64

16. Temporary Bin and Roll-Off Box Service - Including 2, 3, 4, and 6 yard Bin Service - Mixed C&D Processing

#	Sector/Stream	Description	Size	Frequency of Collection	Collection Component (85% Labor and 15% Fuel)			Processing Component	Disposal Component	Non-escalating Capital Component	Total Base Rate	Laguna Hills Regulatory Compliance Cost	Laguna Hills Procurement Cost	Laguna Hills Pavement Impact Cost Component	Total Laguna Hills Rate
					Labor	Fuel	Collection	Mixed C&D							
16a	Mixed C&D	Temporary Bin	2-yard Bin	Same day (same day collection service - cost per collection)	$ 110.16	$ 19.44	$ 129.60	$ 54.00	$ 6.00	$ 17.10	$ 206.70	$ 17.79	$ 3.71	$ 15.57	$ 243.77
16a	Mixed C&D	Temporary Bin	2-yard Bin	Weekly (i.e. Monday collection, with the collection again on the following Monday - cost per collection)	$ 110.16	$ 19.44	$ 129.60	$ 54.00	$ 6.00	$ 17.10	$ 206.70	$ 17.79	$ 3.71	$ 15.57	$ 243.77
16a	Mixed C&D	Temporary Bin	2-yard Bin	Weekend (i.e. collection on Saturday or Sunday - cost per collection)	$ 110.16	$ 19.44	$ 129.60	$ 54.00	$ 6.00	$ 17.10	$ 206.70	$ 17.79	$ 3.71	$ 15.57	$ 243.77
16b	Mixed C&D	Temporary Bin	3-yard Bin	Same day (same day collection service - cost per collection)	$ 110.16	$ 19.44	$ 129.60	$ 81.00	$ 9.00	$ 14.40	$ 234.00	$ 20.14	$ 4.20	$ 17.62	$ 275.96
16b	Mixed C&D	Temporary Bin	3-yard Bin	Weekly (i.e. Monday collection, with the collection again on the following Monday - cost per collection)	$ 110.16	$ 19.44	$ 129.60	$ 81.00	$ 9.00	$ 14.40	$ 234.00	$ 20.14	$ 4.20	$ 17.62	$ 275.96
16b	Mixed C&D	Temporary Bin	3-yard Bin	Weekend (i.e. collection on Saturday or Sunday - cost per collection)	$ 110.16	$ 19.44	$ 129.60	$ 81.00	$ 9.00	$ 14.40	$ 234.00	$ 20.14	$ 4.20	$ 17.62	$ 275.96
16c	Mixed C&D	Temporary Bin	4-yard Bin	Same day (same day collection service - cost per collection)	$ 110.16	$ 19.44	$ 129.60	$ 108.00	$ 12.00	$ 11.70	$ 261.30	$ 22.49	$ 4.69	$ 19.68	$ 308.16
16c	Mixed C&D	Temporary Bin	4-yard Bin	Weekly (i.e. Monday collection, with the collection again on the following Monday - cost per collection)	$ 110.16	$ 19.44	$ 129.60	$ 108.00	$ 12.00	$ 11.70	$ 261.30	$ 22.49	$ 4.69	$ 19.68	$ 308.16
16c	Mixed C&D	Temporary Bin	4-yard Bin	Weekend (i.e. collection on Saturday or Sunday - cost per collection)	$ 110.16	$ 19.44	$ 129.60	$ 108.00	$ 12.00	$ 11.70	$ 261.30	$ 22.49	$ 4.69	$ 19.68	$ 308.16
16d	Mixed C&D	Temporary Bin	6-yard Bin	Same day (same day collection service - cost per collection)	$ 110.16	$ 19.44	$ 129.60	$ 162.00	$ 18.00	$ 6.30	$ 315.90	$ 27.19	$ 5.66	$ 23.79	$ 372.55
16d	Mixed C&D	Temporary Bin	6-yard Bin	Weekly (i.e. Monday collection, with the collection again on the following Monday - cost per collection)	$ 110.16	$ 19.44	$ 129.60	$ 162.00	$ 18.00	$ 6.30	$ 315.90	$ 27.19	$ 5.66	$ 23.79	$ 372.55
16d	Mixed C&D	Temporary Bin	6-yard Bin	Weekend (i.e. collection on Saturday or Sunday - cost per collection)	$ 110.16	$ 19.44	$ 129.60	$ 162.00	$ 18.00	$ 6.30	$ 315.90	$ 27.19	$ 5.66	$ 23.79	$ 372.55
16e	Mixed C&D	Temporary Bin	10-yard Roll-off	Weekly (i.e. Monday collection, with the collection again on the following Monday - cost per collection)	$ 213.44	$ 37.67	$ 251.10	$ 540.00	$ 60.00	$ 27.90	$ 879.00	$ 75.66	$ 15.76	$ 66.20	$ 1,036.63
16e	Mixed C&D	Temporary Bin	10-yard Roll-off	Weekend (i.e. collection on Saturday or Sunday - cost per collection)	$ 213.44	$ 37.67	$ 251.10	$ 540.00	$ 60.00	$ 27.90	$ 879.00	$ 75.66	$ 15.76	$ 66.20	$ 1,036.63
16e	Mixed C&D	Temporary Bin	10-yard Roll-off	Same day (same day collection service - cost per collection)	$ 213.44	$ 37.67	$ 251.10	$ 540.00	$ 60.00	$ 27.90	$ 879.00	$ 75.66	$ 15.76	$ 66.20	$ 1,036.63
16f	Mixed C&D	Temporary Bin	20-yard Roll-off	Weekly (i.e. Monday collection, with the collection again on the following Monday - cost per collection)	$ 213.44	$ 37.67	$ 251.10	$ 540.00	$ 60.00	$ 27.90	$ 879.00	$ 75.66	$ 15.76	$ 66.20	$ 1,036.63
16f	Mixed C&D	Temporary Bin	20-yard Roll-off	Weekend (i.e. collection on Saturday or Sunday - cost per collection)	$ 213.44	$ 37.67	$ 251.10	$ 540.00	$ 60.00	$ 27.90	$ 879.00	$ 75.66	$ 15.76	$ 66.20	$ 1,036.63
16f	Mixed C&D	Temporary Bin	20-yard Roll-off	Same day (same day collection service - cost per collection)	$ 213.44	$ 37.67	$ 251.10	$ 540.00	$ 60.00	$ 27.90	$ 879.00	$ 75.66	$ 15.76	$ 66.20	$ 1,036.63
16g	Mixed C&D	Temporary Bin	25-yard Roll-off	Weekly (i.e. Monday collection, with the collection again on the following Monday - cost per collection)	$ 213.44	$ 37.67	$ 251.10	$ 540.00	$ 60.00	$ 27.90	$ 879.00	$ 75.66	$ 15.76	$ 66.20	$ 1,036.63
16g	Mixed C&D	Temporary Bin	25-yard Roll-off	Weekend (i.e. collection on Saturday or Sunday - cost per collection)	$ 213.44	$ 37.67	$ 251.10	$ 540.00	$ 60.00	$ 27.90	$ 879.00	$ 75.66	$ 15.76	$ 66.20	$ 1,036.63
16g	Mixed C&D	Temporary Bin	25-yard Roll-off	Same day (same day collection service - cost per collection)	$ 213.44	$ 37.67	$ 251.10	$ 540.00	$ 60.00	$ 27.90	$ 879.00	$ 75.66	$ 15.76	$ 66.20	$ 1,036.63
16h	Mixed C&D	Temporary Bin	30-yard Roll-off	Weekly (i.e. Monday collection, with the collection again on the following Monday - cost per collection)	$ 213.44	$ 37.67	$ 251.10	$ 540.00	$ 60.00	$ 27.90	$ 879.00	$ 75.66	$ 15.76	$ 66.20	$ 1,036.63

16h	Mixed C&D	Temporary Bin	30-yard Roll-off	Weekend (i.e. collection on Saturday or Sunday - cost per collection)	$ 213.44	$ 37.67	$ 251.10	$ 540.00	$ 60.00	$ 27.90	$ 879.00	$ 75.66	$ 15.76	$ 66.20	$ 1,036.63
16h	Mixed C&D	Temporary Bin	30-yard Roll-off	Same day (same day collection service - cost per collection)	$ 213.44	$ 37.67	$ 251.10	$ 540.00	$ 60.00	$ 27.90	$ 879.00	$ 75.66	$ 15.76	$ 66.20	$ 1,036.63
16i	Mixed C&D	Temporary Bin	40-yard Roll-off	Weekly (i.e. Monday collection, with the collection again on the following Monday - cost per collection)	$ 213.44	$ 37.67	$ 251.10	$ 540.00	$ 60.00	$ 27.90	$ 879.00	$ 75.66	$ 15.76	$ 66.20	$ 1,036.63
16i	Mixed C&D	Temporary Bin	40-yard Roll-off	Weekend (i.e. collection on Saturday or Sunday - cost per collection)	$ 213.44	$ 37.67	$ 251.10	$ 540.00	$ 60.00	$ 27.90	$ 879.00	$ 75.66	$ 15.76	$ 66.20	$ 1,036.63
16i	Mixed C&D	Temporary Bin	40-yard Roll-off	Same day (same day collection service - cost per collection)	$ 213.44	$ 37.67	$ 251.10	$ 540.00	$ 60.00	$ 27.90	$ 879.00	$ 75.66	$ 15.76	$ 66.20	$ 1,036.63

17. Temporary Bin & Roll Off Box Service - Including 2, 3, 4, and 6 yard Bin Service - Direct to Landfill Service

#	Sector/Stream	Description	Size	Frequency of Collection	Collection Component (85% Labor and 15% Fuel)			Disposal Component	Non-escalating Capital Component	Total Base Rate	Laguna Hills Regulatory Compliance Cost	Laguna Hills Procurement Cost	Laguna Hills Pavement Impact Cost Component	Total Laguna Hills Rate
					Labor	Fuel	Collection							
17a	MSW	Temporary Bin	2-yard Bin	Same day (same day collection service - cost per collection)	$ 136.81	$ 24.14	$ 160.95	$ 19.50	$ 14.55	$ 195.00	$ 16.79	$ 3.50	$ 14.69	$ 229.97
17a	MSW	Temporary Bin	2-yard Bin	Weekly (i.e. Monday collection, with the collection again on the following Monday - cost per collection)	$ 136.81	$ 24.14	$ 160.95	$ 19.50	$ 14.55	$ 195.00	$ 16.79	$ 3.50	$ 14.69	$ 229.97
17a	MSW	Temporary Bin	2-yard Bin	Weekend (i.e. collection on Saturday or Sunday - cost per collection)	$ 136.81	$ 24.14	$ 160.95	$ 19.50	$ 14.55	$ 195.00	$ 16.79	$ 3.50	$ 14.69	$ 229.97
17b	MSW	Temporary Bin	3-yard Bin	Same day (same day collection service - cost per collection)	$ 136.81	$ 24.14	$ 160.95	$ 19.50	$ 14.55	$ 195.00	$ 16.79	$ 3.50	$ 14.69	$ 229.97
17b	MSW	Temporary Bin	3-yard Bin	Weekly (i.e. Monday collection, with the collection again on the following Monday - cost per collection)	$ 136.81	$ 24.14	$ 160.95	$ 19.50	$ 14.55	$ 195.00	$ 16.79	$ 3.50	$ 14.69	$ 229.97
17b	MSW	Temporary Bin	3-yard Bin	Weekend (i.e. collection on Saturday or Sunday - cost per collection)	$ 136.81	$ 24.14	$ 160.95	$ 19.50	$ 14.55	$ 195.00	$ 16.79	$ 3.50	$ 14.69	$ 229.97
17c	MSW	Temporary Bin	4-yard Bin	Same day (same day collection service - cost per collection)	$ 140.34	$ 24.77	$ 165.10	$ 26.00	$ 13.90	$ 205.00	$ 17.65	$ 3.68	$ 15.44	$ 241.76
17c	MSW	Temporary Bin	4-yard Bin	Weekly (i.e. Monday collection, with the collection again on the following Monday - cost per collection)	$ 140.34	$ 24.77	$ 165.10	$ 26.00	$ 13.90	$ 205.00	$ 17.65	$ 3.68	$ 15.44	$ 241.76
17c	MSW	Temporary Bin	4-yard Bin	Weekend (i.e. collection on Saturday or Sunday - cost per collection)	$ 140.34	$ 24.77	$ 165.10	$ 26.00	$ 13.90	$ 205.00	$ 17.65	$ 3.68	$ 15.44	$ 241.76
17d	MSW	Temporary Bin	6-yard Bin	Same day (same day collection service - cost per collection)	$ 147.39	$ 26.01	$ 173.40	$ 39.00	$ 12.60	$ 225.00	$ 19.37	$ 4.03	$ 16.95	$ 265.35
17d	MSW	Temporary Bin	6-yard Bin	Weekly (i.e. Monday collection, with the collection again on the following Monday - cost per collection)	$ 147.39	$ 26.01	$ 173.40	$ 39.00	$ 12.60	$ 225.00	$ 19.37	$ 4.03	$ 16.95	$ 265.35
17d	MSW	Temporary Bin	6-yard Bin	Weekend (i.e. collection on Saturday or Sunday - cost per collection)	$ 147.39	$ 26.01	$ 173.40	$ 39.00	$ 12.60	$ 225.00	$ 19.37	$ 4.03	$ 16.95	$ 265.35
17e	MSW	Temporary Bin	10-yard Roll-off	Weekly (i.e. Monday collection, with the collection again on the following Monday - cost per collection)	$ 213.44	$ 37.67	$ 251.10	$ 600.00	$ 27.90	$ 879.00	$ 75.66	$ 15.76	$ 66.20	$ 1,036.63
17e	MSW	Temporary Bin	10-yard Roll-off	Weekend (i.e. collection on Saturday or Sunday - cost per collection)	$ 213.44	$ 37.67	$ 251.10	$ 600.00	$ 27.90	$ 879.00	$ 75.66	$ 15.76	$ 66.20	$ 1,036.63
17e	MSW	Temporary Bin	10-yard Roll-off	Same day (same day collection service - cost per collection)	$ 213.44	$ 37.67	$ 251.10	$ 600.00	$ 27.90	$ 879.00	$ 75.66	$ 15.76	$ 66.20	$ 1,036.63
17f	MSW	Temporary Bin	20-yard Roll-off	Weekly (i.e. Monday collection, with the collection again on the following Monday - cost per collection)	$ 213.44	$ 37.67	$ 251.10	$ 450.00	$ 27.90	$ 729.00	$ 62.75	$ 13.07	$ 54.91	$ 859.73
17f	MSW	Temporary Bin	20-yard Roll-off	Weekend (i.e. collection on Saturday or Sunday - cost per collection)	$ 213.44	$ 37.67	$ 251.10	$ 450.00	$ 27.90	$ 729.00	$ 62.75	$ 13.07	$ 54.91	$ 859.73
17f	MSW	Temporary Bin	20-yard Roll-off	Same day (same day collection service - cost per collection)	$ 213.44	$ 37.67	$ 251.10	$ 450.00	$ 27.90	$ 729.00	$ 62.75	$ 13.07	$ 54.91	$ 859.73
17g	MSW	Temporary Bin	25-yard Roll-off	Weekly (i.e. Monday collection, with the collection again on the following Monday - cost per collection)	$ 213.44	$ 37.67	$ 251.10	$ 450.00	$ 27.90	$ 729.00	$ 62.75	$ 13.07	$ 54.91	$ 859.73
17g	MSW	Temporary Bin	25-yard Roll-off	Weekend (i.e. collection on Saturday or Sunday - cost per collection)	$ 213.44	$ 37.67	$ 251.10	$ 450.00	$ 27.90	$ 729.00	$ 62.75	$ 13.07	$ 54.91	$ 859.73
17g	MSW	Temporary Bin	25-yard Roll-off	Same day (same day collection service - cost per collection)	$ 213.44	$ 37.67	$ 251.10	$ 450.00	$ 27.90	$ 729.00	$ 62.75	$ 13.07	$ 54.91	$ 859.73
17h	MSW	Temporary Bin	30-yard Roll-off	Weekly (i.e. Monday collection, with the collection again on the following Monday - cost per collection)	$ 213.44	$ 37.67	$ 251.10	$ 450.00	$ 27.90	$ 729.00	$ 62.75	$ 13.07	$ 54.91	$ 859.73
17h	MSW	Temporary Bin	30-yard Roll-off	Weekend (i.e. collection on Saturday or Sunday - cost per collection)	$ 213.44	$ 37.67	$ 251.10	$ 450.00	$ 27.90	$ 729.00	$ 62.75	$ 13.07	$ 54.91	$ 859.73

17h	MSW	Temporary Bin	30-yard Roll-off	Same day (same day collection service - cost per collection)	$ 213.44	$ 37.67	$ 251.10	$ 450.00	$ 27.90	$ 729.00	$ 62.75	$ 13.07	$ 54.91	$ 859.73
17i	MSW	Temporary Bin	40-yard Roll-off	Weekly (i.e. Monday collection, with the collection again on the following Monday - cost per collection)	$ 213.44	$ 37.67	$ 251.10	$ 375.00	$ 27.90	$ 654.00	$ 56.29	$ 11.73	$ 49.26	$ 771.28
17i	MSW	Temporary Bin	40-yard Roll-off	Weekend (i.e. collection on Saturday or Sunday - cost per collection)	$ 213.44	$ 37.67	$ 251.10	$ 375.00	$ 27.90	$ 654.00	$ 56.29	$ 11.73	$ 49.26	$ 771.28
17i	MSW	Temporary Bin	40-yard Roll-off	Same day (same day collection service - cost per collection)	$ 213.44	$ 37.67	$ 251.10	$ 375.00	$ 27.90	$ 654.00	$ 56.29	$ 11.73	$ 49.26	$ 771.28

Attachment D.3 - Maximum Rates to be Charged Assuming NO Cross-Jurisdictional Efficiencies between Lake Forest and Laguna Hills - LAGUNA HILLS ONLY RATES

Fill in the rates proposed as the maximum rates to LAGUNA HILLS customers below for each level of service assuming NO cross-jurisdictional routing efficiencies between the two cities (Laguna Hills and Lake Forest) and assuming that all Commercial and Multi-family Divertible Materials (i.e. Single-stream Recyclables, Food Scraps and Yard Trimmings) will be provided at a collection rate that is half the cost of equivalent MSW service. MSW rates may include any costs that are not recovered by offering Divertible Materials collection programs at the 50% reduced rate as requested by the City. Rates must be broken down to show the collection cost, disposal cost and capital costs (the capital component will not be escalated). The procedure for adjusting costs throughout the term of the contract appears in **Article 14** of the Agreement. A sample calculation is shown in **Attachment J**. The disposal portion will only be adjusted as that cost actually changes. Disposal costs are a pass through cost and cannot include any mark up, overhead or administrative costs. As the amount of material being collected and handled is increasingly shifting into diversion, providing diversion services at no charge is no longer feasible and therefore is not permitted in this form. Best practices have identified that a Divertible materials collection rate that is 50% of the MSW rate obtains optimal generator participation. As noted in Section 6. MSW Rate Sheet commercial MSW rates may include any costs that are not recovered by offering Divertible Materials collection programs at 50% the rate for MSW. The rate proposed for collection of commercial, multi-family, temporary bin, temporary roll off, permanent roll off and compactor customers for divertible materials must be 50% lower than the rate proposed for collection of MSW materials.

Rates must be submitted in 2025 dollars.

Indicate the selected processing technology for source-seperated food scraps collected at special events using the drop down:	Composting

<-- the selected processing methodology will be shown in the Processing Component cell for the corresponding rate item in **Section 20** below. Proposers will provide further details re: their proposed processing facility for this service line in the corresponding proposal form.

This form will become part of Attachment D.1 to the final Agreement.

18. Special Event Service - Direct to Landfill MSW Service

#	Sector/Stream	Description	Size	Frequency of Collection	Collection Component (85% Labor and 15% Fuel) Labor	Fuel	Collection	Disposal Component		Non-escalating Capital Component	Total Base Rate	Total Base Rate	Laguna Hills Procurement Cost Component	Laguna Hills Pavement Impact Cost Component	Total Laguna Hills Rate
18a	Special Event Service	MSW Hauled to Directly to the Landfill	35-gallon Cart	Per container	$ 41.77	$ 7.37	$ 49.14	$ 3.72		$ 5.87	$ 58.74	$ 58.74	$ 1.05	$ 4.42	$ 69.27
18b	Special Event Service	MSW Hauled to Directly to the Landfill	65-gallon Cart	Per container	$ 41.77	$ 7.37	$ 49.14	$ 6.91		$ 6.23	$ 62.28	$ 62.28	$ 1.12	$ 4.69	$ 73.45
18c	Special Event Service	MSW Hauled to Directly to the Landfill	95-gallon Cart	Per container	$ 41.77	$ 7.37	$ 49.14	$ 10.10		$ 6.58	$ 65.83	$ 65.83	$ 1.18	$ 4.96	$ 77.63
18d	Special Event Service	MSW Hauled to Directly to the Landfill	1 Cubic Yard Bin (standalone or half of 2-yard split bin)	Per container	$ 33.42	$ 5.90	$ 39.31	$ 21.48		$ 6.76	$ 67.55	$ 67.55	$ 1.21	$ 5.09	$ 79.67
18e	Special Event Service	MSW Hauled to Directly to the Landfill	1.5 Cubic Yard Bin (standalone or half of 3-yard split bin)	Per container	$ 33.42	$ 5.90	$ 39.31	$ 32.22		$ 7.95	$ 79.49	$ 79.49	$ 1.43	$ 5.99	$ 93.74
18f	Special Event Service	MSW Hauled to Directly to the Landfill	2 Cubic Yard Bin (standalone or half of 4-yard split bin)	Per container	$ 33.42	$ 5.90	$ 39.31	$ 42.96		$ 9.14	$ 91.42	$ 91.42	$ 1.64	$ 6.89	$ 107.82
18g	Special Event Service	MSW Hauled to Directly to the Landfill	3 Cubic Yard Bin (standalone or half of 6-yard split bin)	Per container	$ 42.97	$ 7.58	$ 50.55	$ 64.45		$ 12.78	$ 127.77	$ 127.77	$ 2.29	$ 9.62	$ 150.68
18h	Special Event Service	MSW Hauled to Directly to the Landfill	4 Cubic Yard Bin	Per container	$ 57.29	$ 10.11	$ 67.40	$ 85.93		$ 17.04	$ 170.36	$ 170.36	$ 3.06	$ 12.83	$ 200.91
18i	Special Event Service	MSW Hauled to Directly to the Landfill	6 Cubic Yard Bin	Per container	$ 85.93	$ 15.16	$ 101.09	$ 128.89		$ 25.55	$ 255.54	$ 255.54	$ 4.58	$ 19.25	$ 301.37
18j	Special Event Service	MSW Hauled to Directly to the Landfill	10-yard Roll-off	Per container	$ 213.44	$ 37.67	$ 251.10	$ 600.00	$ -	$ 27.90	$ 879.00	$ 879.00	$ 15.76	$ 66.20	$ 1,036.63
18k	Special Event Service	MSW Hauled to Directly to the Landfill	20-yard Roll-off	Per container	$ 213.44	$ 37.67	$ 251.10	$ 450.00	$ -	$ 27.90	$ 729.00	$ 729.00	$ 13.07	$ 54.91	$ 859.73
18l	Special Event Service	MSW Hauled to Directly to the Landfill	25-yard Roll-off	Per container	$ 213.44	$ 37.67	$ 251.10	$ 450.00	$ -	$ 27.90	$ 729.00	$ 729.00	$ 13.07	$ 54.91	$ 859.73
18m	Special Event Service	MSW Hauled to Directly to the Landfill	30-yard Roll-off	Per container	$ 213.44	$ 37.67	$ 251.10	$ 450.00	$ -	$ 27.90	$ 729.00	$ 729.00	$ 13.07	$ 54.91	$ 859.73
18n	Special Event Service	MSW Hauled to Directly to the Landfill	40-yard Roll-off	Per container	$ 213.44	$ 37.67	$ 251.10	$ 375.00	$ -	$ 27.90	$ 654.00	$ 654.00	$ 11.73	$ 49.26	$ 771.28
18o	Special Event Service	MSW Hauled to Directly to the Landfill	20-yard Compactor	Per container	$ 277.47	$ 48.96	$ 326.43	$ 780.00		$ 36.27	$ 1,142.70	$ 1,142.70	$ 20.49	$ 86.07	$ 1,347.62
18p	Special Event Service	MSW Hauled to Directly to the Landfill	25-yard Compactor	Per container	$ 277.47	$ 48.96	$ 326.43	$ 585.00		$ 36.27	$ 947.70	$ 947.70	$ 16.99	$ 71.38	$ 1,117.65
18q	Special Event Service	MSW Hauled to Directly to the Landfill	30-yard Compactor	Per container	$ 277.47	$ 48.96	$ 326.43	$ 585.00		$ 36.27	$ 947.70	$ 947.70	$ 16.99	$ 71.38	$ 1,117.65
18r	Special Event Service	MSW Hauled to Directly to the Landfill	40-yard Compactor	Per container	$ 277.47	$ 48.96	$ 326.43	$ 585.00		$ 36.27	$ 947.70	$ 947.70	$ 16.99	$ 71.38	$ 1,117.65

19. Special Event Service - Single-Material Recyclables and Single-Stream Recyclables

#	Sector/Stream	Description	Size	Frequency of Collection	Collection Component (85% Labor and 15% Fuel) Labor	Fuel	Collection	Processing Component Clean MRF	Disposal Component	Non-escalating Capital Component	Total Base Rate	Total Base Rate	Laguna Hills Procurement Cost Component	Laguna Hills Pavement Impact Cost Component	Total Laguna Hills Rate
19a	Special Event Service	Single-material and Single-stream Recyclables Service	35-gallon Cart	Per container	$ 20.89	$ 3.69	$ 24.57	$ 1.58	$ 0.28	$ 2.94	$ 29.37	$ 29.37	$ 0.53	$ 2.21	$ 34.64
19b	Special Event Service	Single-material and Single-stream Recyclables Service	65-gallon Cart	Per container	$ 20.89	$ 3.69	$ 24.57	$ 2.94	$ 0.52	$ 3.11	$ 31.14	$ 31.14	$ 0.56	$ 2.35	$ 36.73
19c	Special Event Service	Single-material and Single-stream Recyclables Service	95-gallon Cart	Per container	$ 20.89	$ 3.69	$ 24.57	$ 4.29	$ 0.76	$ 3.29	$ 32.91	$ 32.91	$ 0.59	$ 2.48	$ 38.82
19d	Special Event Service	Single-material and Single-stream Recyclables Service	1 Cubic Yard Bin (standalone or half of 2-yard split bin)	Per container	$ 16.71	$ 2.95	$ 19.66	$ 9.13	$ 1.61	$ 3.38	$ 33.78	$ 33.78	$ 0.61	$ 2.54	$ 39.83
19e	Special Event Service	Single-material and Single-stream Recyclables Service	1.5 Cubic Yard Bin (standalone or half of 3-yard split bin)	Per container	$ 16.71	$ 2.95	$ 19.66	$ 13.69	$ 2.42	$ 3.97	$ 39.74	$ 39.74	$ 0.71	$ 2.99	$ 46.87
19f	Special Event Service	Single-material and Single-stream Recyclables Service	2 Cubic Yard Bin (standalone or half of 4-yard split bin)	Per container	$ 16.71	$ 2.95	$ 19.66	$ 18.26	$ 3.22	$ 4.57	$ 45.71	$ 45.71	$ 0.82	$ 3.44	$ 53.91
19g	Special Event Service	Single-material and Single-stream Recyclables Service	3 Cubic Yard Bin (standalone or half of 6-yard split bin)	Per container	$ 21.48	$ 3.79	$ 25.27	$ 27.39	$ 4.83	$ 6.39	$ 63.89	$ 63.89	$ 1.15	$ 4.81	$ 75.34
19h	Special Event Service	Single-material and Single-stream Recyclables Service	4 Cubic Yard Bin	Per container	$ 28.64	$ 5.05	$ 33.70	$ 36.52	$ 6.44	$ 8.52	$ 85.18	$ 85.18	$ 1.53	$ 6.42	$ 100.46
19i	Special Event Service	Single-material and Single-stream Recyclables Service	6 Cubic Yard Bin	Per container	$ 42.97	$ 7.58	$ 50.55	$ 54.78	$ 9.67	$ 12.78	$ 127.77	$ 127.77	$ 2.29	$ 9.62	$ 150.68
19j	Special Event Service	Single-material and Single-stream Recyclables Service	10-yard Roll-off	Per container	$ 106.72	$ 18.83	$ 125.55	$ 255.00	$ 45.00	$ 13.95	$ 439.50	$ 439.50	$ 7.88	$ 33.10	$ 518.31
19k	Special Event Service	Single-material and Single-stream Recyclables Service	20-yard Roll-off	Per container	$ 106.72	$ 18.83	$ 125.55	$ 191.25	$ 33.75	$ 13.95	$ 364.50	$ 364.50	$ 6.54	$ 27.45	$ 429.86
19l	Special Event Service	Single-material and Single-stream Recyclables Service	25-yard Roll-off	Per container	$ 106.72	$ 18.83	$ 125.55	$ 191.25	$ 33.75	$ 13.95	$ 364.50	$ 364.50	$ 6.54	$ 27.45	$ 429.86
19m	Special Event Service	Single-material and Single-stream Recyclables Service	30-yard Roll-off	Per container	$ 106.72	$ 18.83	$ 125.55	$ 191.25	$ 33.75	$ 13.95	$ 364.50	$ 364.50	$ 6.54	$ 27.45	$ 429.86
19n	Special Event Service	Single-material and Single-stream Recyclables Service	40-yard Roll-off	Per container	$ 106.72	$ 18.83	$ 125.55	$ 159.38	$ 28.13	$ 13.95	$ 327.00	$ 327.00	$ 5.86	$ 24.63	$ 385.64

19o	Special Event Service	Single-material and Single-stream Recyclables Service	20-yard Compactor	Per container	$ 138.73	$ 24.48	$ 163.22	$ 331.50	$ 58.50	$ 18.14	$ 571.35	$ 571.35	$ 10.25	$ 43.03	$ 673.81
19p	Special Event Service	Single-material and Single-stream Recyclables Service	25-yard Compactor	Per container	$ 138.73	$ 24.48	$ 163.22	$ 248.63	$ 43.88	$ 18.14	$ 473.85	$ 473.85	$ 8.50	$ 35.69	$ 558.82
19q	Special Event Service	Single-material and Single-stream Recyclables Service	30-yard Compactor	Per container	$ 138.73	$ 24.48	$ 163.22	$ 248.63	$ 43.88	$ 18.14	$ 473.85	$ 473.85	$ 8.50	$ 35.69	$ 558.82
19r	Special Event Service	Single-material and Single-stream Recyclables Service	40-yard Compactor	Per container	$ 138.73	$ 24.48	$ 163.22	$ 248.63	$ 43.88	$ 18.14	$ 473.85	$ 473.85	$ 8.50	$ 35.69	$ 558.82

20. Special Event Service - Source-separated Food Scraps

#	Sector/Stream	Description	Size	Frequency of Collection	Collection Component (85% Labor and 15% Fuel)			Processing Component	Disposal Component	Non-escalating Capital Component	Total Base Rate	Total Base Rate	Laguna Hills Procurement Cost Component	Laguna Hills Pavement Impact Cost Component	Total Laguna Hills Rate
					Labor	Fuel	Collection	Composting							
20a	Special Event Service	Source-separated Food Scraps	35-gallon Cart	Per container	$ 20.89	$ 3.69	$ 24.57	$ 1.58	$ 0.28	$ 2.94	$ 29.37	$ 29.37	$ 0.53	$ 2.21	$ 34.64
20b	Special Event Service	Source-separated Food Scraps	65-gallon Cart	Per container	$ 20.89	$ 3.69	$ 24.57	$ 2.94	$ 0.52	$ 3.11	$ 31.14	$ 31.14	$ 0.56	$ 2.35	$ 36.73
20c	Special Event Service	Source-separated Food Scraps	1 Cubic Yard Bin (standalone)	Per container	$ 16.71	$ 2.95	$ 19.66	$ 9.13	$ 1.61	$ 3.38	$ 33.78	$ 33.78	$ 0.61	$ 2.54	$ 39.83
20d	Special Event Service	Source-separated Food Scraps	1.5 Cubic Yard Bin (standalone)	Per container	$ 16.71	$ 2.95	$ 19.66	$ 13.69	$ 2.42	$ 3.97	$ 39.74	$ 39.74	$ 0.71	$ 2.99	$ 46.87
20e	Special Event Service	Source-separated Food Scraps	2 Cubic Yard Bin (standalone)	Per container	$ 16.71	$ 2.95	$ 19.66	$ 18.26	$ 3.22	$ 4.57	$ 45.71	$ 45.71	$ 0.82	$ 3.44	$ 53.91

21. Emergency Service

#	Sector/Stream	Description	Size	Frequency of Collection	Collection Component (85% Labor and 15% Fuel)			Disposal Component	Non-escalating Capital Component	Total Base Rate		Laguna Hills Procurement Cost Component	Laguna Hills Pavement Impact Cost Component	Total Laguna Hills Rate
					Labor	Fuel	Collection							
21a	Emergency Service	MSW Hauled to Directly to the Landfill	3 Cubic Yard Bin (standalone)	Per container	$ 107.41	$ 18.96	$ 126.37	$ 161.12	$ 31.94	$ 319.43		$ 5.73	$ 24.06	$ 376.71
21b	Emergency Service	MSW Hauled to Directly to the Landfill	4 Cubic Yard Bin	Per container	$ 143.22	$ 25.27	$ 168.49	$ 214.82	$ 42.59	$ 425.90	$ 7.64	$ 7.64	$ 32.08	$ 502.28
21c	Emergency Service	MSW Hauled to Directly to the Landfill	6 Cubic Yard Bin	Per container	$ 214.83	$ 37.91	$ 252.74	$ 322.23	$ 63.89	$ 638.85	$ 638.85	$ 11.46	$ 48.12	$ 753.42
21d	Emergency Service	MSW Hauled to Directly to the Landfill	10-yard Roll-off	Per container	$ 426.87	$ 75.33	$ 502.20	$ 1,200.00	$ 55.80	$ 1,758.00	$ 1,758.00	$ 31.53	$ 132.41	$ 2,073.26
21e	Emergency Service	MSW Hauled to Directly to the Landfill	20-yard Roll-off	Per container	$ 426.87	$ 75.33	$ 502.20	$ 1,200.00	$ 55.80	$ 1,758.00	$ 1,758.00	$ 31.53	$ 132.41	$ 2,073.26
21f	Emergency Service	MSW Hauled to Directly to the Landfill	25-yard Roll-off	Per container	$ 426.87	$ 75.33	$ 502.20	$ 1,200.00	$ 55.80	$ 1,758.00	$ 1,758.00	$ 31.53	$ 132.41	$ 2,073.26
21g	Emergency Service	MSW Hauled to Directly to the Landfill	30-yard Roll-off	Per container	$ 426.87	$ 75.33	$ 502.20	$ 1,200.00	$ 55.80	$ 1,758.00	$ 1,758.00	$ 31.53	$ 132.41	$ 2,073.26
21h	Emergency Service	MSW Hauled to Directly to the Landfill	40-yard Roll-off	Per container	$ 426.87	$ 75.33	$ 502.20	$ 1,200.00	$ 55.80	$ 1,758.00	$ 1,758.00	$ 31.53	$ 132.41	$ 2,073.26

ATTACHMENT D.3

Maximum Rates To Be Charged - City of Laguna Hills ONLY Assuming NO Cross-City Collection Efficiencies

Fill in the rates proposed as the maximum rates to LAGUNA HILLS customers for each level of service. These rates will be adjusted using the methodology in Attachment J, Section 1.B titled 'Adjustment for Processing Component of Annual Rate Based on PPI'.

Rates must be submitted in 2025 dollars.

This form will become part of Attachment D.1 to the final Agreement.

22. Other Services

22a.	Residential Bulky Goods Collection Service (For additional Collections of Bulky Goods from Residential Premises in Excess of Four (4) per year)	$28.10	per pick-up
22b.	Multi-family Bulky Goods Collection Service (For additional Collections of Bulky Goods from Multi-family Premises in Excess of Four (4) per account year)	$28.10	per pick-up
22c.	Commercial Bulky Goods Collection Service (For additional Collections of Bulky Goods from Commercial Premises in Excess of Four (4) per account year)	$39.34	per pick-up
22d.	Residential HHW Collection (For additional Collections of HHW from Residential Premises in Excess of Four (4) Quarterly Pick-ups per year)	$28.10	per pick-up
22e.	Repair and Maintenance of Compactor	$84.30	per hour
22f.	Bin Cleaning Service	$84.30	per Bin
22g.	Cart Cleaning per Section 1.6.1.8 of Attachment B, Scope of Work	$50.58	per Cart
22h.	Bin Replacement/Exchange	$224.80	per Bin
22i.	Commercial Bin Wheel-Out Service (25' - 50')	$39.34	per bin per month
22j.	Commercial Bin Wheel-Out Service (51' - 75')	$48.08	per bin per month
22k.	Residential Backyard Wheel-Out Service for Customers (for Customers that are not a 'Disabled Person' as defined in Attachment A)	$28.10	per month
22l.	Extra Pick-up - Residential Cart	$28.10	per cart
22m.	Extra Pick-up - Commercial/Multi-family Cart	$44.96	per cart
22n.	Extra Pick-up - Commercial/Multi-family Bin	$140.50	per bin
22o.	Roll-off or Compactor Service - False or Dry Run	$281.00	per instance
22p.	Power wash/steam cleaning of enclosure	$196.70	per instance
22q.	Commercial/Multi-family Sunday Collection Service Premium (added to existing rate per container per month)	$126.31	per container per month
22r.	Roll-off/compactor overage charges - Landfill (if max weight is included in rate and load exceeds max weight - include a per ton cost)	$84.30	per ton
22s.	Roll-off/compactor overage charges - Mixed C&D (if max weight is included in rate and load exceeds max weight - include a per ton cost)	$84.30	per ton
22t.	Clean-up Bin Trip Charge	$140.50	per instance
22u.	Clean Up Bin Overweight Charge	$126.31	per ton
22v.	Roll-off Relocation Charge	$121.39	per instance
22w.	Overweight Roll-off Extra Charge if Special Vehicle is Needed to Haul Container in Excess of 10 Tons Loaded Weight (in addition to standard roll-off rate)	$281.00	per instance
22x.	Daily Rental Over 7 Days for Temporary 2,3,4, and 6-yard bins	$11.24	per day
22y.	Daily Rental Over 7 Days for Temporary 10,20,30 and 40-yard bins	$28.10	per day
22z.	Compactor cleaning charge	$196.70	per instance
22aa.	Replacement Residential Kitchen Food Scrap pail - including delivery (For new Residential Customer see Item rr for kitchen pail to be provided and delivered at no charge)	$15.00	per replacement
22bb.	Commercial Resumption of Service Charge (only after discontinuation for non-payment, includes redelivery of containers if removed from premises)	$56.20	per instance
22cc.	Residential Resumption of Service Charge (only after discontinuation for non-payment, includes redelivery of containers if removed from premises)	$56.20	per instance
22dd.	Stinger service / Scout Service - per Container per occurrence	$26.00	per Container per occurrence
22ee.	Locking Bin Installation	$28.10	per instance
22ff.	Emergency Collection, hourly rate for (1) crew and (1) vehicle	$219.18	per hour
22gg.	Bin sensor (Pilot Program described in Section 8.04.G of Contract)	$28.10	per bin sensor per month
22hh.	Bin Sensors (Optional City-Wide Program described in Section 8.04.G.1 of Contract)	$28.10	per bin sensor per month
22ii.	Bin Locking Lids Fee	$10.65	per month
22jj.	Locked Enclosure Gate Fee	$10.65	per month
22kk.	Residential - Non-containerization fee after second and subsequent written notices as described in Attachment B, Section 2.6.1	$39.34	per incident
22ll.	Commercial - Overfull Container Bins or Carts (excludes overweight temporary clean up Bins)	$0.00	no charge
22mm.	Replacement bin sensor (initial replacement at no charge. Second and subsequent replacement bin sensor will be charged at this rate. Rate shall include installation, capital cost, and licensing cost).	$28.10	per bin sensor
22nn.	Cart exchange in excess of 1 free annual exchange per Attachment B (Section 1.6.1.7). Can be exchanged for same or different cart size.	$50.58	per exchange
The Following Services will be provided to a Customer at no additional charge.			
22oo.	Commercial Bin Wheel-Out Service for a distance less than 25 feet.	$0.00	per month
22pp.	Non-damaged residential cart exchange for same or different size Cart up to 1 time per year at no charge per Attachment B, Section 1.6.1.7.	$0.00	per household
22qq.	Damaged Residential Cart replacement	$0.00	per replacement
22rr.	Residential New Customer Food Scraps kitchen pail (includes delivery)	$0.00	no charge
22ss.	Initial Distribution of Single Family Dwelling and Multi-Family unit Kitchen Pails per Sections 2.4.2 and 2.10.3 of Attachment B (includes delivery)	$0.00	no charge

1. **Which brand of on-board scales are you proposing to use on vehicles that are servicing accounts in both Cities?**

CR&R has extensive experience utilizing Air-Weigh BinMaxx Front Loader Scales and recommends their use to accurately report tonnage collected on Commercial and Multi-Family Cross-Jurisdictional Routes.

2. **How will each account being serviced be linked to the scale records? Will the Proposer use RFID tags? Barcodes? Geo-fencing? Manual processes using the on-board CRM system?**

CR&R's CRM system is fully integrated with Air-Weigh with our Mobile-Pak tablets automatically registering service and communicating directly with the scales through Bluetooth.

3. **How much will it cost to purchase and install the on-board scales?**

Each unit costs approximately $7,000 with installation handled onsite by our specialty maintenance staff. CR&R also has a strong working relationship with Air-Weigh and has direct access to company staff for guidance and support.

4. **What is the software licensing cost, if any, for the on-board scales?**

There are no monthly fees beyond the hardware (scales) and Bluetooth receiver (approximately $300).

5. **How often will the scales need to be calibrated and maintained in order to be accurate?**

CR&R works directly with Air-Weigh to certify our onsite calibration procedures, which occur no less than every six (6) months with the ability to monitor accuracy and scale condition daily if additional adjustments are required.

6. **What level of precision is anticipated with the on-board scales (i.e., plus or minus 10 lbs. or 100 lbs.)?**

All on-board scales work best with heavier loads, with anticipated precision of plus or minus twenty (20) pounds.

BinMaxx

- Arm mounted deflection sensors dramatically increase scale durability and reduce calibration frequency
- Measures FEL individual commercial container content weight
- Integration with 3rd party onboard software capabilities
- 3-Year warranty

- No requirement to replace OEM forks or fork tubes
- Does not change driver's normal lifting routine
- Arm mounted design optimizes durability and also reduces calibration frequency
- Container content weight is displayed in cab mounted display unit
- Stores up to 1,000 lifts

BinMaxx CLOUD

Cloud-Based Software for Front End Loaders

The ability to transmit lift and weight data from each truck

- Secure cloud storage
- Access data securely and easily from any computer or smart device

- View and track customer information, pickup location, time and container content weight
- Download detailed lift reports as spreadsheets or PDFs

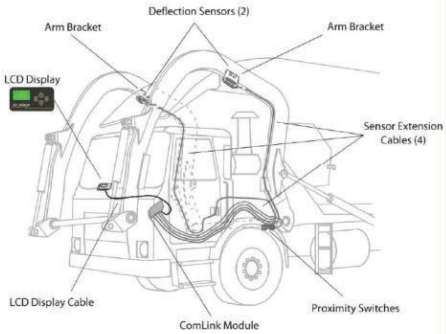

LoadMaxx

- Suspension mounted scale for all refuse vehicle types
- GVW, Net Payload, and Axle Group Weight
- Eliminate overweight fines
- Reduce equipment abuse and related costs
- Two programmable alarm outputs
- 3-Year warranty

LoadMaxx

LoadMaxx provides advanced communication features with third party on-board computer integration and Bluetooth to

How BinMaxx Works

Weigh-in-motion sensors are mounted on the lift arms that dynamically weigh containers without driver interaction needed.

This Proposal Form 30 will become Attachment DD to the final Agreement.

CR&R commits to providing excellent HHW and Sharps collection programs to the Cities of Lake Forest and Laguna Hills. Our programs are accessible, easy to use and achieve all environmental objectives.

CR&R will provide up to two (2) curbside HHW collections per resident per year at no additional charge to the residents. CR&R will also provide two (2) annual drop-off events for HHW generated by single-family residential and multi-family customers. One (1) HHW drop-off event shall be held in Lake Forest each year and one (1) HHW event shall be held in Laguna Hills each year. CR&R will also provide unlimited sharps diversion for residents via a sharps mail back program.

CR&R proposes the continued use of Clean Earth programs for HHW collection and Stericycle for the Sharps mail back program in the Cities of Lake Forest and Laguna Hills.

These photos were taken at the CR&R HHW collection event held in the City of Lake Forest at El Toro High School.

The following are details of the proposed HHW and Sharps collection programs:

Program Outreach and Education

The HHW and Sharps programs will be highlighted in CR&R outreach and educational materials, on the CR&R website, and in partnership with the Cities. Customers will be informed on what materials are included in the HHW program, how to manage these wastes, and the dates and locations of events. Customers will also be informed regarding the process to request to participate in the Sharps mail-back program.

Hazardous Material Management

CR&R utilizes Clean Earth for hazardous materials management for one day collection events and material collected and consolidated from door-side pickup programs. Clean Earth offers a comprehensive array of specialty waste treatment, disposal, and recycling solutions. Their highly experienced team are leaders in environmental compliance and innovative for household hazardous waste.

Clean Earth's approach to servicing any HHW operation is to provide the highest quality of service for the County to achieve their goals. Their first priority is to ensure compliance with all applicable regulations and the second is to manage all materials using the highest available waste management hierarchy. While other vendors typically send the waste directly to incinerators and landfills, Clean Earth manifests the waste to their local TSDF where it is managed in the most sustainable, compliant method practicable. The primary focus of Clean Earth after source reduction is beneficial reuse and recycling, with a wide range of options designed to maximize value while protecting valuable resources.

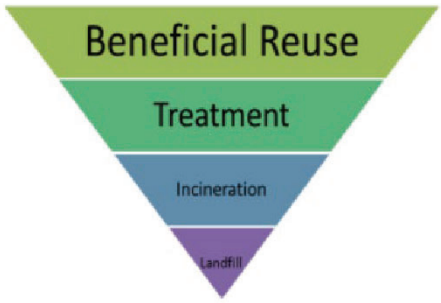

Clean Earth works with CR&R to provide the most effective solutions for our waste disposal requirements while remaining focused upon overall cost reduction. This approach to HHW recognizes the hazardous characteristic and potential value of the waste collection and utilizes the best options to mitigate those hazards long term. Little to no waste goes to a landfill directly or after it's burned as an alternate fuel source. Clean Earth is committed to continue to seek and implement the best

practices for HHW management. CR&R also participates in Paint Care with Clean Earth. Approximately 80% of the material collected is reclaimed/recycled.

Provided below is a table of proposed waste management methods for commonly collected HHW materials.

Category	Waste Management Method
Flammable & Poison	
Paint Related Material	Fuel Blend
Flammable liquid	Fuel Blend
Flammable solid	Destructive Incineration
Oil-based paint	Fuel Blend
Poison (excl. aerosols)	Destructive Incineration
Reactive and explosive	Destructive Incineration
Corrosive	
Acid	Treatment
Base	Treatment
Oxidizer	
Oxidizers	Destructive Incineration
Organic peroxides	Destructive Incineration
PCB-containing	
PCB-containing paint	Destructive Incineration
Other PCB waste	Destructive Incineration
Aerosol	Fuel Blend/Incineration
Reclaimable	
Antifreeze	Recycle
Car batteries	Recycle
Fluorescent bulbs	Recycle
Latex paint	Recycle/Fuel Blend
Motor oil/oil products	Recycle
Oil filters	Recycle
Mercury (metallic)	Recycle
Other	
Household batteries	Recycle
Electronic Waste	Recycle
Asbestos	Landfill

Sharps Mail-Back: Stericycle Environmental Solutions

Stericycle Environmental Solutions is the leading provider of household hazardous waste management and industrial waste services. CR&R has been using the services of Stericycle for hazardous waste collection events in Orange County for many years. Their team of local technicians and supervisors, coupled with the backing of a national organization, has ensured they provide the highest level of service for program participants.

This Proposal Form 31 will become Attachment U to the final Agreement.

1. **Does the Proposer's fleet meet or exceed the 50 collection vehicle threshold to require a 100% ZEV fleet by 2042?**

Yes.

2. **If the Proposer operates a fleet of 50+ vehicles, what is the Proposer's plan to meet the 10% ZEV requirement by 2030? How many vehicles and fueling or charging stations would be needed to achieve this initial 10% ZEV milestone?**

CR&R has developed timelines for compliance with California's Advance Clean Fleets Program (ACF) based on the legislative requirements as written today. CR&R has agreed to the "milestones" compliance pathway with ACF which will require the procurement of over 100 zero-emissions vehicles by 2030, across Groups 1 through 3 as established by CR&R's total current vehicle count in operations. This plan is dependent on commercial availability, actual successful in-field vehicle operations (compared to manufacturer model specifications) and any legislative amendments enacted by California.

3. **If the Proposer operates a fleet of 50+ vehicles, what is the Proposer's plan to meet the 25% ZEV requirement by 2033? How many vehicles and fueling or charging stations would be needed to achieve this 25% electrification milestone?**

CR&R has developed timelines for compliance with California's Advance Clean Fleets Program (ACF) based on the legislative requirements as written today. CR&R has agreed to the "milestones" compliance pathway with ACF which will require the procurement of over 100 additional zero-emissions vehicles by 2033, across Groups 1 through 3 as established by CR&R's total current vehicle count in operations. This plan is dependent on commercial availability, actual successful in-field vehicle operations (compared to manufacturer model specifications) and any legislative amendments enacted by California.

This Proposal Form 32 will become Attachment KK to the final Agreement.

1. **Describe plan for the annual Bulky Item collection event and annual Bulky Item drop-off day in each City. The parameters are described in Attachment B, Section 4.1.3.**

CR&R is excited to propose the following program parameters to achieve the intended scope and goals of Attachment B, Section 4.1.3.

As advance and continued promotion of the annual single-family collection and residential drop-off day event is understood to be crucial to achieve the largest participation rate possible and to ensure that items provided for donation are of the highest quality and quantity, CR&R believes that with its effective communication, the Cities and residents will experience a remarkable participation rate. Furthermore, to overcome any potential logistical constraint while ensuring that maximum participation is achieved without the possibility of any incomplete or missed collections, CR&R is recommending providing residents with an ongoing, routed option to donate items in addition to the annual drop-off event to be held per Attachment B, Section 4.1.3.

Communication, staffing and vehicle traffic across each city will be consolidated and focused on the annual drop-off event on the third Saturday in May, with continued advertisement occurring for the option to have routed, curbside collection of donatable items to be handled by CR&R available to residents year-round.

CR&R will provide residents with not only the three (3) Bulky Items Collections per calendar year but provide an additional one (1) collection of donatable items per calendar year of unlimited item count.

Items collected via routed ticketed service will be provided to Goodwill through our partnership agreement. CR&R Customer Service Representatives will confirm with the customer that items are in donatable condition (based on parameters provided by Goodwill) and will route items for collection under a unique ticket. Items will then be collected by CR&R via our box truck route that also collects other recyclable items such as electronic waste and white goods. Items will be tagged for Goodwill and sorted once received at our CR&R facility.

Donatable items bound for Goodwill will be placed in a 40-yard container and transported directly to Goodwill's Tustin branch where Goodwill employees will sort at their leisure and convenience. Once acceptable items are selected and removed by Goodwill, CR&R will provide collection of the 40-yard container and process any remaining items per Attachment B, Section 4.1.

"Donatable Items" refers to items that have financial value and meet the standards as expressed by Goodwill of Orange County which are industry level guidelines placed on items with resale potential. Donatable Items do not include normal "Bulky Items' that are destined for disposal or have no "upcycle" or resale value. Clothing and household goods that meet the standards as provided by Goodwill of Orange County would be considered as a Donatable Item.

Container weights will be tracked on outgoing deliveries to Goodwill and return weights will be established to obtain the "net" tonnage of donated and repurposed material throughout the year.

2. **With which charity, or charities, does the Proposer propose to partner to collect donatable bulky items?**

CR&R is proud to state that it has entered into an arrangement with Goodwill of Orange County.

3. **Provide a letter from the partner charity indicating that the charity would participate in the annual Bulky Item collection events.**

A letter from Goodwill of Orange County is provided at the end of this Form 33.

4. **How would the Proposer coordinate with the charity to identify which bulky items are donatable and not donatable?**

CR&R has had in depth conversations with the Goodwill of Orange County and will work closely with their Donations and Sustainability Manager to craft communication pieces and social media materials highlighting best practices to assist residents in identifying what items are donatable and not donatable.

Further, as a component to CR&R's arrangement with Goodwill of Orange County, items will be delivered directly to Goodwill's Tustin facility which has capacity and staffing available for reviewing and sorting of donatable materials. Through this, Goodwill staff will have greater time and flexibility to utilize their available resources and ensure that the maximum number of items are returned to their marketplaces across the region.

Lastly, all items deemed not-fit-for-donation will be recollected by CR&R and recycled based on the Bulky Item hierarchy as described in the franchise agreement.

5. **Which facility, or facilities, would the Proposer utilize for the drop-off event in each City?**

CR&R in coordination with each City will identify potential and preferred locations however initially, CR&R proposes the following options:

Lake Forest: Saddleback Church
City Sports Park
El Toro High School

Laguna Hills: Laguna Hills High School

6. **The required Bulky Item collection services for multi-family are described in Attachment B, Section 4.1.2. How will the multi-family Bulky Item collection from enclosures be accomplished? How will the number of collections allowed for each multi-family complex be ascertained, recorded and tracked? How will Customer Service Representatives be kept up to date on how many collections are remaining for a given complex? Describe the proposed equipment, schedule and other details for a program that meets the requirements of Section 4.1.2 of the Scope of Work in Attachment B.**

As the incumbent hauler, CR&R is already familiar with each multi-family property and will verify the quantity of enclosures at each property to ascertain the allotted number of bulky item collections for each community (per Scope of Work). Total number of enclosures and bulky collection quantity will be noted in CRM system on each multi-family account. In addition to notes on the main customer account information page, CR&R also can provide specific notes for each property regarding any special instructions, collection maps and other pertinent information for bulky item collection.

Collections will be routed with CR&R's dedicated Sustainability Specialists working closely with property managers to identify and mitigate any potential issues concerning the location of items placed out for collection.

Further, as the incumbent hauler, CR&R's drivers are incredibly familiar with multi-family property layouts across both municipalities, limiting any potential confusion when routing items for collection. All items will be collected on CR&R's International EV Flatbed or Box Truck vehicles and handled based on the Bulky Item hierarchy as described in the franchise agreement.

This Proposal Form 33 will become Attachment H to the final Agreement.

February 13, 2024

Hashem Shokair
Vice President of Sustainability and Regulatory Compliance
CR&R
11292 Western Ave.
Stanton, Calif. 90680

Dear Mr. Shokair,

I am writing on behalf of Goodwill Industries of Orange County, California to express interest in entering into a partnership agreement with CR&R in regards to its proposal to the Cities of Laguna Hills and Lake Forest.

Per prior conversations, CR&R expresses that both cities are requesting annual city-wide donation events to rescue donatable items. The donatable items would be routed to our Tustin warehouse facility free of charge by CR&R. CR&R would also be responsible for the cost of and disposal of items in unsellable, broken, or damaged condition.

As was communicated, the contracts with both Cities of Laguna Hills and Lake Forest would commence in July 2025 and would be valid for eight years. CR&R has expressed that entering into a partnership agreement regarding this project is not binding, and each party would do its best to fulfill the wishes of the cities' agreements.

Please use me as the main contact for this partnership agreement (vanessab@ocgoodwill.org), as well as my Chief Operating Officer, Corrine Allen (corrinea@ocgoodwill.org).

Sincerely,

Vanessa Bañuelos-Dawson
Donations and Sustainability Manager
Goodwill of Orange County

410 N. Fairview St.
Santa Ana, CA 92703

ocgoodwill.org
714.547.6308

CONNECTING PEOPLE WITH OPPORTUNITY

100% post-consumer recycled content

January 5, 2024

TO: PROSPECTIVE PROPOSERS

SUBJECT: ADDENDUM NO. 1 – Cities of Lake Forest and Laguna Hills Request For Proposals For the Collection, Transportation Processing and Diversion of Recyclable Materials and Other Materials and For the Collection, Transportation and Disposal of Municipal Solid Waste

NOTICES TO PROPOSERS: ALL PROPOSERS SHOULD BE USING THE RFP DOCUMENTS AVAILABLE ON THE CITY OF LAKE FOREST'S OpenGov PLATFORM. IF PROPOSERS HAVE ANY QUESTIONS ABOUT THIS, PLEASE CONTACT THE RFP COORDINATOR, CHRISTINE GROVES, AT LFsolidwaste@lakeforestca.gov IMMEDIATELY.

REVIEW THIS ADDENDUM NO. 1 CAREFULLY AND COMPLETELY AS THE INFORMATION, CLARIFICATIONS AND ANSWERS PROVIDED IN THIS ADDENDUM NO. 1 SHALL SUPERSEDE ANY AND ALL RESPONSE(S) GIVEN DURING THE PRE-PROPOSAL CONFERENCE.

The following questions were asked during the December 18, 2023 Pre-Proposal Conference concerning the Proposal Process Integrity Rules with respect to contact and/or communication via social media:

Question 1: How does a Proposer handle a situation where a City Council member is following the Proposer's professional social media page, e.g. Instagram and Facebook, X or other similar social media platform?

Answer 1: Employees, officers, agents, consultants, lobbyists, or other persons working for or acting on behalf of a Proposer are prohibited from contacting or communicating, or engaging in any contact or communication with any person other than the RFP Coordinator, including an elected or appointed official of the Cities through a Proposer's professional social media page or message in any way through social media, including but not limited to the Proposer's website, Instagram, Facebook and/or X, during the RFP process. Such contact or communication may result in disqualification of the Proposer from the process.

In the unlikely case that an elected official reaches out to a Proposer, as outlined above, the Proposer must state that the Proposer is unable to communicate with the elected official pursuant to the Proposal Process Integrity Rules and refer the elected official to the RFP Coordinator.

Question 2: If a Proposer's representative is a personal friend of a City Council member, can they talk?

Answer 2: No. As above in the Answer to Question 1, pursuant to the Proposal Process Integrity Rules, employees, officers, agents, consultants, lobbyists, or other persons working for or acting on behalf of a Proposer are prohibited from contacting or communicating, or engaging in any contact or communication with any person other than the RFP Coordinator, including an elected or appointed official of the Cities during RFP process until each City has awarded a contract to the selected Proposer.

Answers to other questions posed during the Pre-Proposal Conference will be included in Addendum No. 2, along with the list of Pre-Proposal Conference attendees.

This addendum consists of 2 pages. **Each Proposer shall include a signed copy of this Addendum No. 1 with their proposal. Failure to do so may cause the Proposer to be disqualified.**

Regards,

Christine Groves
RFP Coordinator

Receipt of Addendum No. 1 is hereby acknowledged:

Signed: _____

Proposer's Name: Clifford Ronnenberg

Proposer's Company: CR&R Incorporated

Date: _____

January 31, 2024

TO: PROSPECTIVE PROPOSERS

SUBJECT: ADDENDUM NO. 2 – Cities of Lake Forest and Laguna Hills Request For Proposals For the Collection, Transportation Processing and Diversion of Recyclable Materials and Other Materials and For the Collection, Transportation and Disposal of Municipal Solid Waste

NOTICE TO PROPOSERS: ALL PROPOSERS SHOULD BE USING THE RFP DOCUMENTS AVAILABLE ON THE CITY OF LAKE FOREST'S OpenGov PLATFORM. IF PROPOSERS HAVE ANY QUESTIONS ABOUT THIS, PLEASE CONTACT THE RFP COORDINATOR, CHRIS GROVES, AT LFsolidwaste@lakeforestca.gov IMMEDIATELY.

This Addendum No. 2 includes the following:

Part 1. Answers to Questions Asked During the Pre-Submittal Conference

Part 2. Revisions to Attachment B of the Agreement ("Detailed Scope of Work for Collection and Diversion Operations")

Part 3. Revisions to Attachment K of the Agreement ("Reports to Be Submitted to City")

Part 4. Revisions to Proposal Forms 29a, 29b and 29c.

REVIEW THIS ADDENDUM NO. 2 CAREFULLY AND COMPLETELY AS THE INFORMATION, CLARIFICATIONS AND ANSWERS PROVIDED IN THIS ADDENDUM NO. 2 SHALL SUPERSEDE ANY AND ALL RESPONSE(S) GIVEN DURING THE PRE-SUBMITTAL CONFERENCE.

PART 1. THE FOLLOWING QUESTIONS WERE ASKED DURING THE DECEMBER 18, 2023 PRE-SUBMITTAL CONFERENCE. ANSWERS ARE PROVIDED AFTER EACH QUESTION.

Question 1: Do proposals need to be dropped off or can they be mailed in?

Answer 1: Hard copies of proposals must be received by the Lake Forest City Clerk by the deadline of 3:00 p.m., Local Time, on February 23, 2024. A proposer may choose to drop off the proposal, mail it, or have the proposal delivered by courier, Fed Ex, UPS, or other means. **However, the Proposer assumes and bears all the risk of a proposal not being received by the deadline.** This includes such circumstances as the proposal being delivered to the wrong building, left somewhere in the City Hall complex, the delivery service missing a "guaranteed timeframe" for delivery and other such eventualities, **which would result in the proposal not being received by the deadline.** Proposals submitted to the Lake Forest City Clerk after the deadline will be returned to the Proposer unopened, and will not be considered. All proposals received by the Lake Forest City Clerk will be date and time stamped to show the date and time received. A Proposer or their representative dropping off the proposal in person will receive a receipt showing the date and time that the proposal was received.

Question 2: What persons and companies attended the Pre-Submittal Conference?

Answer 2: The Pre-Submittal Conference attendees (both in person and virtual) are listed below:

Thomas Wheeler	City of Lake Forest
Christine Groves	City of Lake Forest
Rosalie Reyes	City of Lake Forest
David Reynolds	City of Laguna Hills
William O'Toole	EcoNomics, Inc.
Trevor Blythe	EcoNomics, Inc.
Cerene St. John	Law Office of Cerene St. John
Linda Furbee	EcoNomics, Inc.
Craig Doerr	American Reclamation
Randon Lane	Athens Services
Steven Librenjak	Athens Services
Chrystal Denning	CR&R Incorporated
Bill Higginbotham	CR&R Incorporated
George Lazaruk	CR&R Incorporated
Efrain Ramirez	Edco Waste & Recycling Services
Jayme Simmons	Edco Waste & Recycling Services
Keith Filson	FCC Environmental Services
Rick Perkins	Schaefer
David Perez	Valley Vista Services
Jason Rush	Ware Disposal
Brad Timmons	Ware Disposal
Jay Ware	Ware Disposal
Daniel Butler	Waste Management
Simi Chacon	Waste Management
Muyisa Kasomo	Waste Management
Chris Sauritch	Waste Management

Question 3: Which companies signed the Proposal Process Integrity Rules?

Answer 3: The following companies signed the Proposal Process Integrity Rules:

Athens Services
CR&R Incorporated
Edco Waste & Recycling Services
FCC Environmental Services
Valley Vista Services
Ware Disposal
Waste Management

Question 4: Is distribution of kitchen food scrap pails required?

Answer: Yes, as follows: In the City of Lake Forest Kitchen pails shall be distributed to Single-Family Dwellings during the period July 1, 2025 through December 31, 2025, and to Multi-Family units during the period July 1, 2026 through June 30, 2027. These kitchen pails shall be distributed at no charge to Customers.

In the City of Laguna Hills kitchen pails shall be distributed to Multi-Family units during the period January 1, 2026 through June 30, 2026. Kitchen pails shall also be distributed door-to-door to any Single Family Dwellings that did not receive kitchen pails during the 2022 Single Family Dwelling kitchen pail distribution. These kitchen pails shall be distributed at no charge to Customers.

Kitchen pails shall also be distributed to new customers at no charge throughout the Term of the Agreement. During the Term of the Agreement, replacement kitchen pails shall be provided to Customers upon request at the rate proposed in Forms 29a, 29b, and 29c.

See the revised language for Attachment B to the Agreement below for the specific methods required for kitchen Food Scrap pail distribution.

PART 2. REVISIONS TO THE SCOPE OF WORK IN ATTCHMENT B OF THE AGREEMENT

SECTION 2.4.2 OF THE SCOPE OF WORK IN ATTACHMENT B OF THE AGREEMENT IS HEREBY REVISED AS FOLLOWS (new text is in yellow highlight):

2.4.2 Replacement of Kitchen Food Scrap Pails at Single Family Dwellings and Distribution of Kitchen Pails to New Customers Commencing Service [LH ONLY]

As part of the City's prior collection contract, kitchen pails for storage of Food Scraps were distributed to all households in Laguna Hills in 2022 with the implementation of the City's Co-collected Food Scraps/Yard Trimmings program. Upon request from a Customer,

Contractor shall provide a replacement kitchen pail as shown in Attachment GG in accordance with the Applicable Maximum Rates in Attachment D. Public education materials describing the Residential Food Scrap/Yard Trimmings program and showing how to use the kitchen pail, shall be provided to each Customer that requests a replacement kitchen pail. Replacement kitchen pails shall be delivered by the Contractor to Customer. The public education materials to be provided with each kitchen pail are described in Section 5 of this Attachment B.

Any Single Family Dwelling Customer who did not receive a kitchen Food Scrap pail in the initial 2022 distribution (including but not limited to occupants of townhomes, condominiums, gated communities and similar developments that have individual Cart service) shall receive a kitchen Food Scrap pail as part of the distribution of kitchen Food Scrap pails to all Multi-Family units during the period from January 1, 2026 through June 30, 2026 as described in Section 2.10.3 of this Attachment B. Said Customers shall be provided with the pails at no charge.

Contractor shall deliver kitchen Food Scrap pails and the kitchen Food Scrap brochure to all new Single Family Customers within seven (7) business days of delivery of Carts or the start of Collection service, whichever is earlier. Said delivery shall be made in person to the Customer's front door and Contractor's Recycling Coordinator shall explain the Food Scrap/Yard Trimmings Collection Program, use of the kitchen pail and shall answer the Customer's questions about the program.

2.4.2. Distribution of Kitchen Food Scrap Pails to Single Family Dwellings. [LF ONLY]

[LF ONLY] During the first six months of the Agreement, from July 1, 2025, through December 31, 2025, Contractor shall deliver kitchen Food Scrap pails at no charge to each Single Family Dwelling in Lake Forest. By March 1, 2025, Contractor shall provide a plan to the City for distribution of kitchen Food Scrap pails to all Single Family Dwellings. City shall review the plan and provide any comments by April 1, 2025. Contractor shall finalize the kitchen Food Scrap pail distribution plan, and obtain City's approval of the plan, no later than May 15, 2025.

A letter shall be sent no later than June 7, 2025, to all Single Family Dwelling Customers within the City via first class mail notifying the Customers of the plan to distribute the Food Scrap kitchen pails. The letter shall provide each Single Family Dwelling Customer with a general timeframe in which the kitchen pails will be distributed in the area in which the Single Family Dwelling Customer is located based on the approved distribution plan. A draft of the letter shall be submitted to the City for review no later than April 1, 2025. City shall review the letter and provide any comments by April 30, 2025. At Contractor's sole expense, Contractor shall finalize and mail the letter no later than June 7, 2025. The notification letter must be approved by the City before mailing.

Said distribution shall be accomplished by Contractor's personnel leaving a kitchen Food Scrap pail, with the kitchen Food Scrap brochure inside, on the porch or doorstep of each Single Family Dwelling. (This is commonly referred to in the industry as "drop and go".)

Due to the number of kitchen pails to be distributed, said kitchen pails may be distributed by Contractor's Recycling Coordinators or other Persons selected by Contractor. [Note: as described in Section 2.10.3 in this Attachment B, distribution of kitchen pails to Multi-Family units shall be done by Contractor's Recycling Coordinators and not other Persons.] The kitchen Food Scrap pail to be provided is shown in Attachment GG. The requirements for the brochure are in Section 5.4.5 of this Attachment B. Personnel delivering kitchen Food Scrap pails shall wear uniforms or other clothing (such as shirts or vests) that clearly identify the person as working for the Contractor. Identification badges or lanyards shall also be worn that clearly display the person's name, photograph and Contractor's company name, address and telephone number. Contractor shall maintain a record of the Customer name, address, date of pail delivery and total number of delivered kitchen Food Scrap pails, and provide this list to City in the monthly reports to City described in Attachment K.

In addition to the initial distribution of kitchen Food Scrap pails, Contractor shall deliver kitchen Food Scrap pails and the kitchen Food Scrap brochure to all new Single-Family Customers within seven (7) business days of delivery of Carts or the start of Collection service, whichever is earlier. Said delivery shall be made in the same manner described in this Section. Said Customers shall be provided with the kitchen pails at no charge.

SECTION 2.10.3 OF THE SCOPE OF WORK IN ATTACHMENT B OF THE AGREEMENT IS HEREBY REVISED AS FOLLOWS (new text is in yellow highlight):

2.10.3. Distribution of Food Scrap Kitchen Pails to Multi-Family Customers.

[*GOES IN LAGUNA HILLS CONTRACT ONLY]*

[For LH] During the second six months of the Agreement, from January 1, 2026 through June 30, 2026, Contractor shall deliver kitchen Food Scrap pails and the kitchen Food Scrap pail brochure at no charge to each Multi-Family unit in Laguna Hills. The Recycling Coordinator shall accomplish the distribution by going door-to-door to each unit and discussing the Food Scrap Diversion Program and the use of the kitchen Food Scrap pail with the resident. The Coordinator shall answer questions about the program and encourage the resident to watch the video which is linked by the QR code in the kitchen Food Scrap pail brochure. During distribution of the kitchen Food Scrap pails the Recycling Coordinator shall wear a uniform or other appropriate clothing (such as a shirt or vest) that identifies them as an employee of Contractor. The Coordinator shall also wear a badge or lanyard displaying their photo, name and Contractor's company name, address and telephone number. By September 1, 2025, Contractor shall provide a plan to the City for door-to-door distribution of kitchen Food Scrap pails to all Multi-Family units. City shall review the plan and provide any comments by October 1, 2025. Contractor shall finalize the kitchen Food Scrap pail distribution plan, and obtain City's approval of the plan, no later than November 15, 2025.

A letter shall be sent no later than December 7, 2025, to all Multi-Family properties'

Authorized Customer Representatives within the City via first class mail notifying the Authorized Customer Representatives of the plan to distribute the Food Scrap kitchen pails to all Multi-Family unit occupants within the City. The letter shall provide each Authorized Customer Representative with a general timeframe in which the kitchen pails will be distributed at the Authorized Customer Representative's Multi-Family property based on the approved distribution plan. A draft of the letter shall be submitted to the City for review no later than October 1, 2025. City shall review the letter and provide any comments by October 31, 2025. At Contractor's sole expense, Contractor shall finalize and mail the letter no later than December 7, 2025. The notification letter must be approved by the City before mailing.

Contractor shall include in the above distribution plan, all Single Family Dwellings receiving individual Cart service that did not receive kitchen Food Scrap pails during the 2022 distribution of kitchen pails. Said Dwellings shall be included in the kitchen pail distribution plan and receive kitchen pails during the timeframe described herein at no charge to the Customer.

[*GOES IN LAKE FOREST CONTRACT ONLY]*

[For LF] During the second year of the Agreement from July 1, 2026 through June 30, 2027, Contractor shall deliver kitchen Food Scrap pails at no charge to each Multi-Family unit in Lake Forest. By March 1, 2026, Contractor shall provide a plan to City for door-to-door distribution of kitchen Food Scrap pails to all Multi-Family units. City shall review the plan and provide any comments by April 1, 2026. Contractor shall finalize the kitchen Food Scrap pail distribution plan, and obtain City's approval of the plan, no later than May 15, 2026.

A letter shall be sent no later than June 7, 2026, to all Multi-Family properties' Authorized Customer Representatives within the City via first class mail notifying the Authorized Customer Representatives of the plan to distribute the Food Scrap kitchen pails to all Multi-Family unit occupants within the City. The letter shall provide each Authorized Customer Representative with a general timeframe in which the kitchen pails will be distributed at the Authorized Customer Representative's Multi-Family property based on the approved distribution plan. A draft of the letter shall be submitted to the City for review no later than April 1, 2026. City shall review the letter and provide any comments by April 30, 2026. At Contractor's sole expense, Contractor shall finalize and mail the letter no later than June 7, 2026. The notification letter must be approved by the City before mailing.

[*GOES IN EACH CITY'S CONTRACT]*

Said distribution shall be accomplished by the Recycling Coordinators **[for LH "Coordinator"]** going door-to-door to provide each Multi-Family unit occupant with a kitchen Food Scrap pail as shown in Attachment GG. The Food Scrap kitchen pail brochure describing the Food Scrap/Yard Trimmings program and showing how to use the Food Scrap kitchen pail shall be provided to each Multi-Family unit occupant (See Section 5.4.6 of this Attachment B for the requirements for the Multi-Family kitchen pail

brochure.) Contractor's Recycling Coordinators **[For LH "Coordinator"]** shall discuss the use of the kitchen Food Scrap pail and the Food Scrap/Yard Trimmings program with each Multi-Family unit occupant, and answer questions about the kitchen pail and Food Scrap/Yard Trimmings program. Contractor shall maintain a record of the Multi-Family unit occupant's name (if available), address, date of pail delivery and total number of delivered Food Scrap kitchen pails, and provide this list to City in the monthly reports to City described in Attachment K.

If any Multi-Family unit occupant refuses delivery of a Food Scrap kitchen pail (and the reason is not that the occupant already has a kitchen pail and is participating in the program) Contractor's Recycling Coordinators [**For LH "Coordinator"]** shall make one additional attempt to inform the Multi-Family unit occupant of the reasons for the state-wide mandated Food Scrap/Yard Trimmings Collection program and the benefits of using the kitchen Food Scrap pail, and to deliver the kitchen Food Scrap pail. If the kitchen pail is refused a second time, Contractor shall retain the kitchen pail for future use within the City. Contractor shall maintain a record of the Multi-Family unit occupant's name (if available), address, dates of pail refusal and the total number of refused Food Scrap kitchen pails being held in inventory, and provide this list to City in the monthly reports to City described in Attachment K.

If the Multi-Family unit occupant is not home when Contractor's Recycling Coordinators **[For LH "Coordinator"]** are distributing the Food Scrap kitchen pails door-to-door, the Recycling Coordinators [**For LH "Coordinator"]** shall make a second attempt to reach the Multi-Family unit occupant by returning a second time to the Multi-Family unit at a different time of day than the first attempt. If the Multi-Family unit occupant is not home at the time of the second attempt, the kitchen Food Scrap pail with the kitchen pail brochure shall be left on the front doorstep of the Multi-Family unit. The kitchen pail shall not be left in another location within the Multi-Family complex, and shall not be left in enclosures, on top of bins or on Cart(s). Contractor shall maintain a record of second attempts at reaching the Multi-Family unit occupant(s) including the Multi-Family unit occupant's name (if available), address, date pail was left on the front porch/doorstep and the total number of kitchen Food Scrap pails left at Multi-Family units as a second attempt to reach the Multi-Family unit occupant, and provide this list to City in the monthly reports to City described in Attachment K.

SECTION 5.4.3 OF THE SCOPE OF WORK IN ATTACHMENT B OF THE AGREEMENT IS HEREBY REVISED AS FOLLOWS (new text is in yellow highlight):

By April 30, 2025, Contractor shall professionally produce a 3-5 minute 'how-to' video to educate residents about the Residential Recyclable Materials, Yard Trimmings and Food Scrap Diversion Programs including best practices for use of the blue Cart and green Cart, kitchen pails, Containerization of all materials and additional information as directed by City. Once completed, two (2) thirty-second "commercials" shall be edited from the video to promote the video to Single Family and Multi-Family Dwelling Residents through social media, the City's website and other means.

The video shall adhere to the City's style-guide and branding. The video shall include acceptable items for blue Cart recycling, green Cart Food Scraps/Yard Trimmings and for placement in the Food Scrap kitchen pail, how the pail is emptied in Carts at Single Family Dwellings and how it is emptied into Bins and/or Carts at centralized enclosures or other centralized locations at Multi-Family complexes. The video shall also include information on special programs, including but not limited to HHW and Sharps. Contractor shall provide City a shooting script for the residential how-to video for review and approval by February 15, 2025. The completed video shall be hosted on the Contractor's website, the City's website, and shall be distributed through the City's social media channels. The completed video shall be accessible to residents via a 'Quick Read Code' (QR Code) that will be included in the Recycling Guide, the kitchen Food Scrap pail brochure and other print materials prepared as part of the Public Information and Consumer Education programs.

~~Contractor shall notify City thirty (30) days before commencement of this project to determine if the City will take this project on in-house, the City then has thirty (30) days after notification to determine if it shall take on the production of the training video 'in house.' The City shall notify the Contractor, in writing, of its decision.~~

~~The City, in its sole discretion, may fund the production of the training film described herein. If the City determines that it will take production of the training film 'in house', Contractor shall reimburse the City for up to $9,000 of production costs. Production costs that shall be reimbursed to the City by the Contractor shall include filming costs, editing costs, consulting costs to develop the script, City staff time to assist with script development and production, licenses for stock footage, filming costs for b-roll footage, etc. City shall submit an itemized invoice to the Contractor for all production costs associated with the development of the training film described herein.~~

At the City's discretion, Contractor shall include Spanish subtitles within the video.

SECTION 5.4.5 OF THE SCOPE OF WORK IN ATTACHMENT B OF THE AGREEMENT IS HEREBY REVISED AS FOLLOWS (new text is in yellow highlight):

5.4.5. Food Scrap Kitchen Pail Brochure – Single Family Dwellings.

[*GOES IN LAKE FOREST CONTRACT ONLY]*

At Contractor's sole expense, the Contractor shall prepare a professional, well-formatted and designed brochure for the kitchen Food Scrap pail distribution to Single Family Dwellings. The brochure shall contain information regarding the requirements of SB 1383 in relation to Food Scraps, a "how to" guide for Food Scrap recycling including use of the Food Scrap kitchen pail and Food Scrap/Yard Trimmings Cart, best practices for Food Scrap recycling, which types of Food Scraps go into the Food Scrap kitchen pail and Food Scrap/Yard Trimmings Cart, and which types of Food Scraps must go into the MSW Cart.

The brochure shall contain the QR code that links to the video created by Contractor as descried in Section 5.4.3 of this Attachment B.

Contractor shall submit the draft brochure to the City for review on or before March 1, 2025. City shall review, comment and review the final draft of the brochure for approval. Brochures shall be printed no later than June 1, 2025. Contractor shall distribute the brochure when distributing the kitchen Food Scrap pails to all Single-Family Dwelling Customers as described in Section 2.4.2 of this Attachment B.

At Contractor's sole expense, additional copies of the Food Scrap kitchen pail brochure for Single Family Dwelling Customers shall be printed and distributed to Single Family Dwelling Customers receiving replacement pails or setting up new Collection service, as well as for distribution at Special Events, City-sponsored gatherings, meetings, etc.

[*GOES IN LAGUNA HILLS CONTRACT ONLY]*

At Contractor's sole expense, the Contractor shall prepare a professional, well-formatted and designed brochure about the use of kitchen pails at Single Family Dwellings. The brochure shall contain information regarding the requirements of SB 1383 in relation to Food Scraps, a "how to" guide for Food Scrap recycling including use of the Food Scrap kitchen pail and Food Scrap/Yard Trimmings Cart, best practices for Food Scrap recycling, which types of Food Scraps go into the Food Scrap kitchen pail and Food Scrap/Yard Trimmings Cart, and which types of Food Scraps must go into the MSW Cart.The brochure shall include a QR code linking to the video describing the City's Single Family Dwelling recycling, Yard Trimmings and Food Scrap Diversion programs.

Contractor shall submit the draft brochure to the City for review and approval on or before May 1, 2025. Contractor shall distribute the brochure to Single Family Dwelling Customers receiving replacement pails or setting up new Collection service, as well as at Special Events, City-sponsored gatherings, meetings, etc.

SECTION 5.4.6 OF THE SCOPE OF WORK IN ATTACHMENT B OF THE AGREEMENT IS HEREBY REVISED AS FOLLOWS (new text is in yellow highlight):

5.4.6. Food Scrap Kitchen Pail Brochure – Multi-Family Properties.

[*GOES IN LAGUNA HILLS CONTRACT ONLY]*

At Contractor's sole expense, the Contractor shall prepare a professional, well-formatted and designed brochure for the Food Scrap kitchen pail distribution to Multi-Family unit occupants. The brochure shall contain information regarding the requirements of SB 1383 in relation to Food Scraps, a "how to" guide for Food Scrap recycling including use of the Food Scrap kitchen pail and the centralized Food Scrap/Yard Trimmings Bins and Carts, best practices for Food Scrap recycling, which types of Food Scraps go into the Food Scrap kitchen pail and Food Scrap/Yard Trimmings Bin, and which types of Food Scraps must go into the MSW Bin. The brochure shall contain a QR code linking to the "how to"

video described in Section 5.4.3 of this Attachment B.

Contractor shall submit to City for review and approval the brochure on or before September 1, 2025. Brochures shall be printed no later than December 1, 2025. Contractor shall distribute the brochure when distributing the Food Scrap kitchen pails to all Multi-Family unit occupants as described in Section 2.10.3.

All costs associated with the preparation and printing of a professional, four-color, well-formatted and designed Food Scrap kitchen pail brochure for Multi-Family unit occupants shall be borne by Contractor.

At Contractor's sole expense, additional copies of the Food Scrap kitchen pail brochure for Multi-Family unit occupants shall be printed and distributed to Multi-Family unit occupants receiving replacement pails or setting up new Collection service, as well as for distribution at events, meetings, etc.

[*GOES IN LAKE FOREST CONTRACT ONLY]*

At Contractor's sole expense, the Contractor shall prepare a professional, well-formatted and designed brochure for the Food Scrap kitchen pail distribution to Multi-Family unit occupants. The brochure shall contain information regarding the requirements of SB 1383 in relation to Food Scraps, a "how to" guide for Food Scrap recycling including use of the Food Scrap kitchen pail and the centralized Food Scrap/Yard Trimmings Bins and Carts, best practices for Food Scrap recycling, which types of Food Scraps go into the Food Scrap kitchen pail and Food Scrap/Yard Trimmings Bins or Carts, and which types of Food Scraps must go into the MSW Bins. The brochure shall contain a QR code linking to the "how to" video described in Section 5.4.3 of this Attachment B.

Contractor shall submit to City for review and approval the brochure on or before March 1, 2026. Brochures shall be printed no later than June 1, 2026. Contractor shall distribute the brochure when distributing the Food Scrap kitchen pails to all Multi-Family unit occupants as described in Section 2.10.3.

At Contractor's sole expense, additional copies of the Food Scrap kitchen pail brochure for Multi-Family unit occupants shall be printed and distributed to Multi-Family unit occupants receiving replacement pails or setting up new Collection service, as well as for distribution at events, meetings, etc.

PART 3. REVISIONS TO ATTACHMENT K OF THE AGREEMENT

Item number 21 in Attachment K "Reports to Be Submitted to City" to the Agreement is hereby revised as follows (changes are in yellow highlight):

21. The number of kitchen pails and Slim Jim containers distributed during the reporting period including all information required by Sections 2.4.2 and 2.10.3 of Attachment B for kitchen pail distribution.

PART 4. CHANGES TO PROPOSAL FORMS 29a, 29b and 29c TO CLARIFY KITCHEN PAILS ARE DISTRIBUTED AT NO CHARGE TO CUSTOMERS

THE TAB LABELED "SECTION 22 "SPECIAL SERVICES"" IN PROPOSAL FORMS 29a, 29b and 29c IS HEREBY REVISED AS SHOWN IN ATTACHMENT 1 TO THIS ADDENDUM NO. 2.

PROPOSERS ARE HEREBY INSTRUCTED TO CONTINUE USING THE EXCEL SPREADSHEET FOR PROPOSAL FORMS 29a, 20b, and 29c INCLUDED IN THE Open.Gov PORTAL FOR THEIR PROPOSAL. THE CHANGES TO PROPOSAL FORMS 29a, 29b AND 29c INCLUDED IN ATTACHMENT 1 TO THIS ADDENDUM CONSIST OF CHANGES TO THE TEXT ONLY. THESE REVISIONS WILL BE PLACED IN PROPOSAL FORMS 29a, 29b, and 29c WHEN THEY BECOME ATTACHMENTS D-1, D-2 AND D-3 RESPECTIVELY, TO THE FINAL AGREEMENTS WITH THE SELECTED PROPOSER. THEREFORE **NO NEW SPREADSHEETS** ARE BEING ISSUED AS PART OF THIS ADDENDUM.

This addendum consists of 12 pages including Attachment 1 (which consists of a single page). **Each Proposer shall include a signed copy of this Addendum No. 2 with their proposal. Failure to do so may cause the Proposer to be disqualified.**

Regards,

Christine Groves
RFP Coordinator

Receipt of Addendum No. 2 is hereby acknowledged:

Signed: _____

Proposer's Name: Clifford Ronnenberg

Proposer's Company: CR&R Incorporated

Date: _____

ADDENDUM NO. 2
ATTACHMENT 1

CHANGES TO PROPOSAL FORMS 29a, 29b and 29c

Proposal Forms 29a, 29b and 29c are each revised to add the text in red font below to Section 22 “Special Services”:

22aa. Replacement Residential Counter-top food scraps kitchen pail (includes delivery) _____per replacement
(see item 22n for kitchen pails provided to new Customers at no charge)

22rr. Residential new Customer Counter-top Food Scraps kitchen pail (includes delivery) _____$0_____No Charge

22ss. Initial distribution of Single Family Dwelling and Multi-Family unit kitchen Food Scrap pails per Sections 2.4.2 and 2.10.3 of Attachment B (includes delivery) _____$0_____No Charge

February 2, 2024

TO: PROSPECTIVE PROPOSERS

SUBJECT: ADDENDUM NO. 3 – Cities of Lake Forest and Laguna Hills Request For Proposals For the Collection, Transportation Processing and Diversion of Recyclable Materials and Other Materials and For the Collection, Transportation and Disposal of Municipal Solid Waste

This Addendum No. 3 includes the following:

Part 1. City costs to be included in proposed rates pursuant to Sections 14.06, 14.07 and 14.08 of the Agreement. RFP costs to be paid by the selected Proposer pursuant to Section 3.04.A.6 of the Agreement

Part 2. Answers to Questions Submitted by Proposers.

PART 1. CITY COSTS TO BE INCLUDED IN PROPOSED RATES

Below are the annual costs for the Pavement Impact Cost, Regulatory Compliance Cost and Procurement Compliance Cost for each City for the first year of the Agreement, from July 1, 2025 -through June 30, 2026. As stated in Sections 14.06, 14.07 and 14.08 of the Agreement, these costs shall be adjusted for future years using the methodology in Attachment W and factored into the rates using the process described in Attachment J to the Agreement.

Cost	City of Lake Forest	City of Laguna Hills
Pavement Impact Cost (Section 14.06)	$475,500	$374,300
Regulatory Compliance Cost (Section 14.07)	$808,018	$428,775
Procurement Compliance Cost (Section 14.08)	$137,600	$84,322

The total RFP reimbursement cost is $447,440.00. This amount will be allocated between the Cities and the allocated amounts will be filled in each City's agreement at the time of signing. [Note: this is the cost for the procurement for both cities, not per City.]

PART 2. ANSWERS TO QUESTIONS SUBMITTED BY PROPOSERS.

Attachment 1 to this Addendum No. 3 contains the questions submitted to the Cities by Proposers and the Cities' responses.

Note: Several of the questions refer to a "bid" being submitted. Proposers are reminded that this is a Request for Proposals (RFP) process and therefore Proposers shall be submitting a proposal, not a bid.

This Addendum consists of 19 pages including Attachment 1 (which consists of 17 pages). **Each Proposer shall include a signed copy of this Addendum No. 3 with their proposal. Failure to do so may cause the Proposer to be disqualified.**

Regards,

Chris Groves
RFP Coordinator

Receipt of Addendum No. 3 is hereby acknowledged:

Signed: _____

Proposer's Name: Clifford Ronnenberg

Proposer's Company: CR&R Incorporated

Date: _____

February 9, 2024

TO: PROSPECTIVE PROPOSERS

SUBJECT: ADDENDUM NO. 4 – Cities of Lake Forest and Laguna Hills Request For Proposals For the Collection, Transportation Processing and Diversion of Recyclable Materials and Other Materials and For the Collection, Transportation and Disposal of Municipal Solid Waste

This Addendum No. 4 includes the following:

Part 1. Change to RFP costs to be paid by the selected Proposer pursuant to Section 3.04.A.6 of the Agreement.

Part 2. Revisions to the Agreement.

Part 3. Revisions to Attachment B of the Agreement ("Scope of Work").

Part 4. Revisions to Proposal Forms.

Part 5. Revisions to the RFP.

PART 1. CHANGE TO RFP COSTS TO BE PAID BY SELECTED PROPOSER PURSUANT TO SECITON 3.04.A.6 OF THE AGREEMENT

The total RFP reimbursement cost has been changed to $504,545. This amount will be allocated between the Cities and the allocated amounts will be filled in each City's agreement at the time of signing. [Note: this is the cost for the procurement for both cities, not per City.]

PART 2. REVISIONS TO THE AGREEMENT

1. SECTION 5.10.C Clean Up of Illegal Dumping

Section 5.10.C of the Agreement is hereby revised as follows:

Contractor shall respond to all calls from City regarding spilled or illegally dumped MSW, Yard Trimmings, Wood, Food Scraps, Recyclable Materials, Electronic Waste, U-Waste and/or Bulky Items that are identified in locations other than Customer MSW enclosures (such as empty parking lots, on City streets, sidewalks, etc.) during regular ~~work~~ business hours Monday through Friday. ~~and, in emergencies, at night and on weekends.~~ Contractor shall Collect and deliver such material to the City-designated Disposal Facility (or, in the case of Recyclable Materials, Yard Trimmings, Wood, concrete, asphalt, or other inert materials, to the City-designated MRF, Compost Facility or Anaerobic Digestion Facility, or Construction and Demolition Debris Processing Facility; and in the case of Electronic and Universal Waste, to a fully-permitted, City-Approved Processing Facility). Contractor shall utilize appropriate vehicles, equipment and labor to accomplish Collection of illegally dumped materials in a safe and timely manner in accordance with all Applicable Laws.

2. **SECTION 5.10.E Overfilled Carts and Bins.**

Section 5.10.E is hereby revised as follows:

5.10.E Overfilled Carts and Bins ~~and Roll Off Boxes~~. Contractor shall not charge Customers any extra fee or charge for Overfilled Bins or Overfilled Carts. In no event shall Contractor force, coerce, pressure, threaten, or require a Customer to increase the frequency of their service or subscribe to a larger size Container due to Overfilled Carts~~, and/or Overfilled~~ Bins. If Overfilled Carts~~, and/or~~ Bin(s) ~~and/or Roll Off Boxes~~ are a chronic problem and Contractor has photo-documentation of at least two (2) events of Overfilled Carts and/or Bins ~~Containers~~ within a thirty (30) day period, Contractor shall work with the Customer(s) to develop options for a solution, which may include flattening boxes, increasing Diversion of Divertible Materials, source reduction and other options. Contractor shall report the incidents and the results of working with the Customer to the City in the monthly reports.

In the event Contractor encounters an overweight temporary clean up Bin that cannot be safely lifted and emptied into Contractor's Collection vehicle, Contractor may charge the Customer the 'cleanup Bin overweight charge' listed in Attachment D. This charge applies only to temporary cleanup Bins.

3. **<u>NEW</u> SECTION 5.10.F Compactor and Roll Off Box Overages. Roll Off Box Overweight Charges.**

Section 5.10.F is hereby added to the Agreement as follows:

5.10.F Compactor and Roll Off Box Overages. Roll Off Box Overweight Charges. Contractor may charge the Compactor and Roll Off Box per Ton overage fees listed in Attachment D for Compactors and Roll Off Boxes that exceed the maximum allowable weight for Collection and/or exceed the California maximum legal highway weight limits. Contractor may charge the overweight Roll Off fee listed in Attachment

D if a special vehicle is needed to haul the contents of a Roll Off Box that weighs in excess of ten (10) Tons loaded weight. The overweight Roll Off fee may be charged in addition to the standard Roll Off rate in Attachment D.

4. **SECTION 8.03.A.1 Technological Equipment and Capabilities for New Vehicles**

The second paragraph of Section 8.03.A.1 is hereby revised as follows:

Contractor shall utilize the Collection vehicles listed in Attachment F-1.1 for Collection operations in City and in the neighboring City of _____ according to the percentage of use in each City listed in Attachment F.1.1. ~~Contractor's proposal~~ Attachment X contains information on how cross-jurisdictional routing of residential, commercial and multi-family routes will be accomplished to achieve Collection efficiencies. All front loader, rear loader, and side loader Collection vehicles listed in Attachments F-1, F-2 and F-3 shall be dedicated only to use in City and in the City of _____, and shall not be used to collect any material in any other jurisdiction at any time. Roll Off Box Collection vehicles listed in Attachment F.1.1 shall be utilized in City and in the City of _____ according to the percentage of each Roll Off vehicle indicated for use in each City in Attachment F-1.1.

5. **SECTION 8.04.F Annual Container Audit**

Section 8.04.F of the Agreement is hereby revised as follows:

8.04.F Periodic Container Audit. Contractor shall conduct an ~~annual~~ audit of all Bins, Carts, and Roll Off Boxes at all Commercial and Business Establishments and at all Multi-Family complexes with centralized Bin or Bin/Cart Collection service, to assess their physical appearance, need for maintenance and repair, and overall functionality ~~in April of each year of~~ every three years during the Term. ~~and beginning April 2026 Contractor shall wash steam clean, paint, repair, and/or replace all Containers to ensure all Containers meet the requirements of this Section 8.04.~~ The first audit shall be conducted in April 2028. Contractor shall perform any of the following as needed to ensure all Containers meet the requirements of Sections 8.04.D and 8.04.E: wash, steam clean, paint and/or repair the Container. Contractor shall provide a report to City on or before July 15 of each year ~~of the Term~~ the audit is performed, beginning July 15, 2028 ~~2026~~, listing the type, size and location of each Container that was washed, steam cleaned, painted, repaired and/or replaced. ~~including photo-documentation of all such Containers.~~ At all times during the Term, Contractor shall comply with the requirements in Sections 8.04.D and 8.04.E.

6. **SECTION 8.05.H.1 Recycling Coordinator Experience, Background and Training.**

Section 8.05.H.1 of the Agreement is hereby revised as follows:

8.05.H.1 Recycling Coordinator Experience, Background and Training. The Coordinator **[for LF "Coordinators"]** further described in Attachment AA shall have a bachelor's degree in a relevant field such as environmental studies, environmental sciences, ecology, systems ecology or a similar field and shall have a minimum of ~~three (3)~~ two (2) years of experience in the design, implementation and operation of Recycling, Composting and Diversion Programs, interaction with the public, and detailed knowledge of the requirements of the Act. The Coordinator **[for LF "Coordinators"]** shall have special expertise in SB 1383 requirements including, but not limited to, the required Diversion programs, Contamination minimization, CalRecycle reporting requirements and public outreach and communication. This shall not be an entry-level position.

In order to ensure the Coordinator **[for LF "Coordinators"]** has **[for LF "have"]** the requisite expertise, Contractor shall provide one of the following training options for the Recycling Coordinator **[for LF "Coordinators"**]: (i) Completion of a training program provided by a third party including, but not limited to, the California Resource Recovery Association or the Solid Waste Association of North America; or (ii) Contractor's in-house training.

If Contractor elects to utilize a third-party training program, Contractor shall submit the information on the organization and the program in advance to the City for approval. If Contractor elects in-house training, the training shall include training modules in the following: the Act, SB 1383 and AB 341; logistics and operation of Diversion programs for Recyclable Materials, Food Scraps/Yard Trimmings/Stable Bedding and Manure, Construction and Demolition materials, Household Hazardous Waste, and other types of materials; explanation of types of Processing Facilities and processing methods for Recyclable Materials, Food Scraps, Yard Trimmings, Stable Bedding and Manure, Construction and Demolition materials and other types of materials; markets and end uses for Diverted materials; training in SB 1383 characterizations of each type of material Collected in City and required on-site field Cart and Bin Contamination audits; training on how to conduct the on-site field Cart and Bin Contamination audits and record and report results including understanding of what materials are allowed in each Cart/Bin and what materials constitute Contamination; specific training in reducing Contamination in Carts/Bins by interacting with Residents, Commercial businesses, Multi-Family property managers and owners, and community groups and associations, as well as using all public outreach tools and methods required by this Agreement. Such training shall also include "shadowing" one or more existing Recycling Coordinator(s) in the City, the City of _____, and/or other city(ies) as they perform all the tasks required and described in Attachment AA. If Contractor selects the in-house training option, the in-house training of each Coordinator shall be a minimum of two (2) months in length.

Contractor shall provide a Recycling Coordinator **[For LF "Coordinators"]** that are fully trained and experienced as described herein on or before May 15 ~~April 1~~, 2025. At City request, Contractor shall designate a different Coordinator if a Coordinator does not meet the requirements enumerated herein or does not perform all the duties

listed in Attachment AA in the manner described therein. City reserves the right to prioritize the tasks to be completed as needed throughout the Term of this Agreement and Contractor shall re-direct the work efforts of the Coordinator **[for LF "Coordinators"]** accordingly.

7. **SECTION 8.05.H.2 Documentation of Recycling Coordinator Training.**

Section 8.05.H.2 of the Agreement is hereby revised as follows:

8.05.H.2 Documentation of Recycling Coordinator Training. Contractor shall submit to City written documentation including a curriculum vitae or resume containing the name, education, background, and experience of the Recycling Coordinator **[for LF "Coordinators"]** on or before March 1, 2025. Contractor shall also submit either (i) documentation of the Coordinator's **[for LF "Coordinators' "]** completion of a training program provided by the third party; or (ii) documentation as described herein of completion of Contractor's in-house training program.

If Contractor elects to utilize an in-house training program, Contractor shall document the in-house training of the Recycling Coordinator **[for LF "Coordinators"]**, including records of descriptions of each type of training provided for the Recycling Coordinator **[for LF "Coordinators"]**, as well as the dates, times, locations and names of trainers providing the training, for each training module/topic required herein. Contractor shall submit the training documentation to City at the end of the minimum two (2) month training period.

If Contractor elects to utilize a third-party training program, Contractor shall submit documentation of the Coordinator's **[for LF "Coordinators' "]** completion of the training as soon as it is completed, but in no event later than May 15, 2025.

If Contractor elects to utilize an in-house training program, Contractor shall submit documentation of the Coordinator's **[for LF "Coordinators' "]** completion of the training as soon as it is completed, but in no event later than May 15, 2025.

Similar documentation shall be submitted to City whenever there is a change in the staffing of the position and such documentation shall be submitted prior to the new Coordinator commencing work.

8. **SECTION 9.04.C.3 Additional Call Center Personnel During Initial Rollout, Bin and Cart Delivery.**

The third paragraph of Section 9.04.C.3 is hereby revised as follows:

~~Contractor shall maintain an emergency telephone number and shall provide email addresses for use by City staff and emergency first responders during other than normal business hours and shall provide that number to City. Said number(s) and email address(s) will not be given out to the public. Contractor shall have a~~

~~representative, or an answering service to contact such representative, available at the emergency telephone number during all hours when the office is closed.~~ Contractor shall arrange for Contractor's 949 area code telephone number (that is only for use by City Customers) to be listed in all telephone directories generally distributed in the City, online telephone directories for the City, on all Contractor's bills and invoices and on Contractor's web site.

9. NEW SECTION 9.08 Contact Information in Case of Emergency.

Section 9.08 is hereby added to the Agreement as follows:

9.08 Contact Information in Case of Emergency. Contractor shall maintain an emergency telephone number and shall provide email addresses for use by City staff and emergency first responders during other than normal business hours and shall provide that number to City. Said number(s) and email address(s) will not be given out to the public. Contractor shall have a representative, or an answering service to contact such representative, available at the emergency telephone number during all hours when the office is closed.

10. SECTION 10.02.C Contractor's Failure to Achieve Minimum Performance Standards.

Section 10.02.C of the Agreement is hereby revised as follows:

If Contractor fails to achieve the minimum level of program implementation, as described in ~~Article~~ Section 10.02.A and/or if the Contractor fails to achieve the levels of Contamination described in ~~Article~~ Section 10.02.B, Contractor shall pay the City's costs of ~~hiring one or more third parties~~ utilizing Persons, including but not limited to, ~~consultants,~~ full or part-time employees, consultants and/or other Persons as determined by City (hereinafter referred to as "City's agents"), to implement said programs required in Section 10.02.A and/or to achieve levels of Contamination described in Section 10.02.B. ~~acceptable to the City, as described herein.~~ City reserves the right to select and utilize said Persons to perform this work by any method available to the City.

PART 3. REVISIONS TO ATTACHMENT B OF THE AGREEMENT, ("SCOPE OF WORK")

1. ATTACHMENT B, SECTION 1.1. Customer Billing.

The first sentence of Attachment B, Section 1.1 is hereby revised as follows:

Contractor shall prepare and mail (or provide electronically) bills to all Customers (including Residential, Multi-Family, ~~Multi-Plex,~~ Commercial, temporary and

permanent Roll Off and Compactor) and shall be solely responsible for following all prudent business practices for collection of payments from Customers.

2. **ATTACHMENT B, SECTION 1.3.1 Initial Routing for Commencement of Collection Operations.**

Attachment B, Section 1.3.1 is hereby revised as follows:

Contractor shall notify the City one-hundred twenty (120) days prior to July 1, 2025 if routing for individually serviced Single Family Dwelling Residential Premises, ~~and Multi-Family Residential Premises~~, including gated developments, HOAs and mobile home parks will remain the same as of the date of commencement of Collection operations on July 1, 2025.

Contractor may request approval from the City one-hundred twenty (120) days prior to July 1 ~~7~~, 2025 to change initial routing, i.e., a planned change in the scheduled date of Collection, for individually serviced Single Family Dwelling Residential Premises, ~~and Multi-Family Residential Premises,~~ including gated developments, HOAs and mobile home parks to go into effect July 1 ~~7~~, 2025. With this request, Contractor shall provide new route maps and new route lists for City's review. Upon City approval of new route maps and new route lists, Contractor shall notify residents of all changes to their scheduled days of Collection as described in Section 5 of this Attachment B. Collection by the Contractor using the new Collection routes and schedule shall commence on July 1 ~~7~~, 2025 or on another date mutually agreed upon by the City and Contractor**.** During the first two (2) weeks of Collection utilizing the new route maps and route lists, i.e., Week of July 1-5 ~~7-11~~ and Week of July 8-11 ~~14-18~~, Contractor shall provide extra collection service on the former service day for each neighborhood impacted by the service day changes. For example, if neighborhood A had Monday Collection service days before the new routes go into effect, and the service day changes for neighborhood A on the new route maps and route lists going into effect, Contractor shall continue to provide back-up Collection service for the first two (2) Mondays in neighborhood A after the new service day is implemented. This back-up Collection service shall Collect all Carts containing MSW, Recyclable Materials and Yard Trimmings/Food Scraps/Stable Bedding and Manure that were mistakenly rolled out to the curb by Customers on the former ("old") Collection day instead of on the new Collection day. This back-up Collection shall occur in all affected neighborhoods throughout the City in addition to Collection on the new service day. Contractor shall source separate and Divert materials that are Collected while conducting these back-up Collection routes.

3. **ATTACHMENT B, SECTION 1.3.2 Route Changes After Initial Re-Routing.**

The first paragraph of Attachment B, Section 1.3.2 is hereby revised as follows:

Once the initial routing of Collection days for MSW, Yard Trimmings/Food Scraps/Stable Bedding and Manure, and Recyclable Materials has been established

as described in Section 1.3.1 of this Attachment B for individually serviced Single Family Dwelling Residential Premises, ~~and Multi-Family Residential Premises~~, the schedule shall not be changed without the prior written approval of the City. Contractor shall request approval from the City ninety (90) days prior to any planned change in a scheduled day of Collection for any Single-Family Dwelling. ~~or Multi-Family Residential Premise~~. As a condition of approval of such a change, City may require Contractor, at Contractor's sole expense, to notify all affected Customers of the change by first-class postage, and to provide "back-up" Collection service on the former day(s) of Collection, for the first two weeks after implementation of the new routing, as described in this Section 1.3.2 of this Attachment B. All details and scheduling of such notice shall be subject to approval by the City.

4. **ATTACHMENT B, SECTION 1.4.1.6 Charges for Non-Containerization.**

Attachment B, Section 1.4.1.6 is hereby revised as follows:

1.4.1.6. ~~Charges for~~ Non-Containerization. By April 15, 2025, Contractor shall direct mail to all Customers to provide information and notice regarding the prohibition against Non-containerization. As of July 1, 2025, Customers shall be required to Containerize all MSW, Recyclable Materials and Yard Trimmings/Food Scraps/Stable Bedding and Manure. The notice will inform Customers, and include graphic and/or photo representations, of the meaning of Containerization and Non-containerization, and educate Customers on the need for Containerization. The City may ~~charge~~ choose to enforce the containerization requirement through its Code Enforcement process. ~~Customer for instances of Non-Containerization through its Code Enforcement department utilizing the protocol described in Section 2.7.1 of this Attachment B.~~

5. **ATTACHMENT B, SECTION 2.7.1 Each Instance of Contractor Encountering Non-Containerized Waste.**

The fifth paragraph from the bottom of Attachment B, Section 2.7.1 is hereby deleted as follows:

~~Contractor shall, on a weekly basis, cross-reference the existing Non-containerization digital database with all driver-reported instances of Non-containerization for the service day to determine if any instances constitute a second or subsequent Non-containerization event. Contractor shall upload the results to a cloud-based file that is accessible to the City on a monthly basis.~~

6. **ATTACHMENT B, SECTION 3.5 Monitoring of Diversion Programs at Multi-Family Dwellings and Commercial and Business Establishments.**

The first paragraph of Attachment B, Section 3.5 is hereby revised as follows:

Field contamination audits shall be conducted by Contractor on an on-going basis and incorporated into the Recycling Coordinator's daily site work so that annually all Multi-Family Dwellings and Commercial and Business Establishments in the City will receive at least ~~two (2)~~ one (1) field Contamination audit~~s~~. Contractor shall utilize the methodology described in Attachment N for said audit~~s~~.

PART 4. REVISIONS TO PROPOSAL FORMS

1. **PROPOSAL FORM 9**

   Proposal Form 9 is hereby revised as shown in Attachment 1 to this Addendum No. 4.

2. **PROPOSAL FORMS 29a, 29b, and 29c**

   Section 22 ("Other Services") in Proposal Forms 29a, 29b, 29c is hereby revised as shown in Attachment 2. Text in red font indicates the revised language.

   Note to Proposers: The changes to Proposal Forms 29a,29b and 29c are text changes only and do not require any additional rates being proposed other than those in the original Proposal Forms 29a, 29b and 29c. Therefore, no new spreadsheets are being issued as part of this Addendum No. 4. The revisions to Section 22 shown in Attachment 2 will be made in the final contracts with the selected Proposer.

PART 5. REVISIONS TO THE RFP

1. SECTION 3.13, TABLE 31 of the RFP

Section 3.1.13, Table 31 of the RFP is hereby revised as follows:

Table 31 below describes the technology required on Proposer's vehicles. These requirements are described in detail in Sections 8.03.H, 8.03.I, 803.J, and 8.03.K.

Table 31: Summary of Required Technology on Vehicles

Technology	Description	Vehicles
On-board Scales	On-board scales to weigh materials collected at point of collection and to allocate weights between Cities and sectors.	All Front-end and Rear-end Loaders.
Collision Avoidance Technology	Technology to detect adjacent pedestrians, cyclists, and motorists in vehicle blind spot.	All collection vehicles in service in the Cities.
Zero Emission Vehicle	Zero Emission Vehicle (ZEV)	Proposer must provide at least one (1) Zero Emission Vehicle (ZEV) for a duty-cycle of the Proposer's choosing as well as provide a

		plan to comply with Advanced Clean Fleet requirements during the term of the Agreement
Light-weight Vehicles	~~2-3 axle collection vehicle with other modifications to reduce GVWR.~~ Two-axle vehicle with a tag axle that is a minimum of 5,000 pounds gross vehicle weight less than a Federal Highway Administration's US GVWR Class 8 Heavy Duty Collection Vehicle, which is listed at 33,001 – 80,000 pounds	All Front-end loaders (FELs) that service commercial and multi-family recycling customers must be light weight
Cart gripper(s)	Attachment to Front-end Loader collection fork that allows FELs to service both carts and bins with the same vehicle	Proposer's choice for the number of FEL vehicles outfitted with gripper

This addendum consists of 14 pages including Attachment 1 (which consists of 1 page) and Attachment 2 (which consists of 3 pages). **Each Proposer shall include a signed copy of this Addendum No. 4 with their proposal. Failure to do so may cause the Proposer to be disqualified.**

Regards,

Christine Groves
RFP Coordinator

Receipt of Addendum No. 4 is hereby acknowledged:

Signed: _____

Proposer's Name: Clifford Ronnenberg

Proposer's Company: CR&R Incorporated

Date: _____

February 16, 2024

TO: PROSPECTIVE PROPOSERS

SUBJECT: ADDENDUM NO. 5 – Cities of Lake Forest and Laguna Hills Request For Proposals For the Collection, Transportation Processing and Diversion of Recyclable Materials and Other Materials and For the Collection, Transportation and Disposal of Municipal Solid Waste

This Addendum No. 5 includes the following:

CORRECTION OF ERROR IN EXCEL SPREADSHEET FOR PROPOSAL FORMS 29a and 29b.

PROPOSAL FORM 29a

The formula in Cell P33 on the tab titled '1.RES' in "**Proposal Form 29a** – Proposed Maximum Rates to be Charged – JOINT Cities' has been corrected to add the 30-35 gal MSW rate (Cell S26) to the "Residential Option 1e - 30-35 gal MSW Cart: One (1) 30-35 gal MSW; one (1) co-collected food scraps and yard trimmings of any size to composting facility; and up to two (2) recycling cart of any size (automatically calculated)" (Cell P33). The previous version had incorrectly included the '60-70-galllon cart' rate (Cell S27) in the 30-35-gal 3-cart rate (Cell P33).

Proposers are hereby instructed to correct the formula in Cell P33 in "Proposal Form 29a Proposed Maximum Rates to be Charged – JOINT Cities" to reflect the following formula:

"=S14+S22+S26"

PROPOSAL FORM 29b

The formula in Cell P33 on the tab titled '1.RES' in "**Proposal Form 29b** – Proposed Maximum Rates to be Charged – LF ONLY' has been corrected to add the 30-35 gal MSW rate (Cell S26) to the "Residential Option 1e - 30-35 gal MSW Cart: One (1) 30-35 gal MSW; one (1) co-collected food scraps and yard trimmings of any size to composting facility; and up to two (2) recycling cart of any size (automatically calculated)" (Cell P33). The previous version had incorrectly included the '60-70-galllon cart' rate (Cell S27) in the 30-35-gal 3-cart rate (Cell P33).

Proposers are hereby instructed to correct the formula in Cell P33 in "Proposal Form 29b - Proposed Maximum Rates to be Charged – LF ONLY" to reflect the following formula:

"=S14+S22+S26"

Proposal Form 29c, as originally issued, is correct and requires no change.

This addendum consists of 2 pages. **Each Proposer shall include a signed copy of this Addendum No. 5 with their proposal. Failure to do so may cause the Proposer to be disqualified.**

Regards,

Christine Groves
RFP Coordinator

Receipt of Addendum No. 5 is hereby acknowledged:

Signed: _____

Proposer's Name: Clifford Ronnenberg

Proposer's Company: CR&R Incorporated

Date: _____

February 20, 2024

TO: PROSPECTIVE PROPOSERS

SUBJECT: ADDENDUM NO. 6 – Cities of Lake Forest and Laguna Hills Request For Proposals For the Collection, Transportation Processing and Diversion of Recyclable Materials and Other Materials and For the Collection, Transportation and Disposal of Municipal Solid Waste

The main purpose for this addendum is to provide clarifications to Attachment N and to make corresponding changes to Article 10 of the Agreement and Section 3.1.7 of the RFP.

The changes to Attachment N clarify the Phase 1 and Phase 2 assessment protocols and timelines for Contractor to earn the Agreement extension incentives. The changes also clarify the timelines and protocols for measuring the Contractor's achievement of the minimum performance standards.

This Addendum No. 6 consists of the following:

Part 1. Changes to Attachment N to the Agreement "Characterizations of Divertible Materials and MSW and Periodic Onsite Field Cart Contamination Audit Protocols".

Part 2. Changes to Article 10 of the Agreement "Contractor Incentives and Minimum Performance Standards".

Part 3. Changes to Section 3.1.7 "Diversion Requirements" of the RFP.

Part 1. Changes to Attachment N to the Agreement "Characterizations of Divertible Materials and MSW and Periodic Onsite Field Cart Contamination Audit Protocols"

Attachment N to the Agreement is hereby deleted and replaced in its entirety as shown in Attachment 1 to this Addendum No. 6.

Part 2. Changes to Article 10 of the Agreement

Article 10 of the Agreement is hereby deleted and replaced in its entirety as shown in Attachment 2 to this Addendum No. 6.

Part 3. Changes to Section 3.1.7 of the RFP

Section 3.1.7 of the RFP is hereby deleted and replaced in its entirety as shown in Attachment 3 to this Addendum No. 6.

This addendum consists of 77 pages including Attachment 1 (consisting of 58 pages), Attachment 2 (consisting of 14 pages) and Attachment 3 (consisting of 3 pages). **Each Proposer shall include a signed copy of this Addendum No. 6 with their proposal. Failure to do so may cause the Proposer to be disqualified. [NOTE: The signed copy of Addendum No. 6 shall consist of the 2 pages of the Addendum with the Acknowledgment, and does not need to include copies of the three Attachments.]**

Regards,

Christine Groves
RFP Coordinator

Receipt of Addendum No. 6 is hereby acknowledged:

Signed: _____

Proposer's Name: Clifford Ronnenberg

Proposer's Company: CR&R Incorporated

Date: _____

February 21, 2024

TO: PROSPECTIVE PROPOSERS

SUBJECT: ADDENDUM NO. 7 – Cities of Lake Forest and Laguna Hills Request For Proposals For the Collection, Transportation Processing and Diversion of Recyclable Materials and Other Materials and For the Collection, Transportation and Disposal of Municipal Solid Waste

The Cities have received a request for a one-week extension of the deadline to submit proposals.

The deadline for submittal of proposals listed in the schedule in the table in Section 1.1 of the RFP and described in Section 1.4.3 "Submission Deadline and Address" of the RFP, is hereby extended.

THE NEW DEADLINE FOR SUBMITTAL OF PROPOSALS IS FRIDAY, MARCH 1, 2024, AT 3:00 p.m.

Sealed proposals must be received by the City of Lake Forest, in the office of the City Clerk, no later than 3:00 p.m., Local Time, on March 1, 2024, addressed as follows:

ATTN: City Clerk
City of Lake Forest
100 Civic Center Drive
Lake Forest, California 92630

As stated in Section 1.4.3 of the RFP, proposals received after the deadline will be returned unopened and will not be considered. Postmarks will not be accepted as proof of receipt.

Reminder to Proposers: See Section 1.3 of the RFP for the requirements for submittal of both hard copies and electronic versions of the proposal and proposal forms.

This addendum consists of 2 pages. **Each proposer shall include a signed copy of this Addendum No. 7 with their proposal. Failure to do so may cause the proposal to be disqualified.**

Regards,

Christine Groves
RFP Coordinator

Receipt of Addendum No. 7 is hereby acknowledged:

Signed: _____

Proposer's Name: Clifford Ronnenberg

Proposer's Company: CR&R Incorporated

Date: _____

February 22, 2024

TO: PROSPECTIVE PROPOSERS

SUBJECT: ADDENDUM NO. 8 – Cities of Lake Forest and Laguna Hills Request For Proposals For the Collection, Transportation, Processing and Diversion of Recyclable Materials and Other Materials and For the Collection, Transportation and Disposal of Municipal Solid Waste

Proposal Forms 29a, 29b and 29c ("Proposed Maximum Rates to be Charged") are hereby revised as follows:

In Tab 22 titled "22. Other Services", line 22dd Stinger Service/Scout Service is revised to replace the words "per month" with "per occurrence".

Screen shots of each of the revised Proposal Forms 29a, 29b and 29c are attached to this Addendum as follows (the revised wording is in yellow highlights):

Attachment 1. Revised Tab 22 of Proposal Form 29a
Attachment 2. Revised Tab 22 of Proposal Form 29b
Attachment 3. Revised Tab 22 of Proposal Form 29c

Proposers are hereby instructed to type the yellow-highlighted wording changes ("per occurrence") into the Excel spreadsheets for Proposal Forms 29a, 29b and 29c in their Proposal and to fill in the rate proposed for Stinger Service/Scout Service for each occurrence.

This addendum consists of five pages including Attachment 1 (one page), Attachment 2 (one page) and Attachment 3 (one page). **Each proposer shall include a signed copy of this Addendum No. 8 with their proposal. Failure to do so may cause the proposal to be disqualified.**

Regards,

Christine Groves
RFP Coordinator

Receipt of Addendum No. 8 is hereby acknowledged:

Signed: _____

Proposer's Name: Clifford Ronnenberg

Proposer's Company: CR&R Incorporated

Date: _____

February 27, 2024

TO: PROSPECTIVE PROPOSERS

SUBJECT: ADDENDUM NO. 10 – Cities of Lake Forest and Laguna Hills Request For Proposals For the Collection, Transportation, Processing and Diversion of Recyclable Materials and Other Materials and For the Collection, Transportation and Disposal of Municipal Solid Waste

Proposal Forms 29a, 29b and 29c ("Proposed Maximum Rates to be Charged") are hereby revised as described below.

See the Tab labeled "7- 17 Compactor and Roll Off". See Section 17 titled "Temporary Bin & Roll Off Box Service - Including 2, 3, 4, and 6-yard Bin Service - Direct to Landfill Service".

In the originally issued Proposal Forms 29a, 29b and 29c, designation of "Sector/Stream" for the rates in cells B271-B297 of Section 17 were inadvertently titled "Mixed C&D". The title for these cells is hereby changed to read "MSW".

Attachment 1 to this Addendum No. 10 contains a screen shot of Section 17 of Proposal Forms 29a, 29b and 29c, showing the revised wording for cells B271 – B297. The revised wording is shown in yellow highlights with red text.

Proposers are hereby instructed to replace the words "Mixed C&D" in Cells B271-B297 in Section 17 of Proposal Forms 29a, 29b, and 29c with the revised, yellow-highlighted wording "MSW" as shown in Attachment 1 to this addendum.

This addendum consists of 3 pages including Attachment 1 (1 page). **Each proposer shall include a signed copy of this Addendum No. 10 with their proposal. Failure to do so may cause the proposal to be disqualified.**

Regards,

Christine Groves
RFP Coordinator

Receipt of Addendum No. 10 is hereby acknowledged:

Signed: _____

Proposer's Name: Clifford Ronnenberg

Proposer's Company: CR&R Incorporated

Date: _____

ATTACHMENT Z
Guaranty

THIS GUARANTY (the "Guaranty") is given as of the ____ day of _____, 2024, by _____ (hereafter "Guarantor"), to the CITY OF LAGUNA HILLS, a public agency (hereafter "the City").

THIS GUARANTY is made with reference to the following facts and circumstances:

A. CR&R Incorporated is a corporation organized under the laws of the State of _____ ("Contractor"). Guarantor is a _____.

B. The City contemplates entering into an "Agreement for the Collection, Transportation, Processing and Diversion of Recyclable Materials, Food Scraps, Yard Trimmings, Wood, Construction and Demolition Debris and Other Materials and for the Collection, Transportation and Disposal of Municipal Solid Waste " ("Agreement") under which Contractor is to provide specified services to the City, its residents and businesses. A copy of this Agreement is attached hereto and incorporated herein by this reference.

C. It is a requirement of the Agreement, and a condition to the City's entering into the Agreement, that Guarantor guaranty Contractor's performance of the Agreement.

D. Guarantor is providing this Guaranty to induce the City to enter into the Agreement.

NOW, THEREFORE, in consideration of the foregoing, Guarantor agrees as follows:

1. **Guaranty of the Agreement**. Guarantor hereby irrevocably and unconditionally guarantees to the City the complete and timely performance, satisfaction and observation by Contractor of each and every term and condition of the Agreement, which Contractor is required to perform, satisfy or observe. In the event that Contractor fails to perform, satisfy or observe any of the terms and conditions of the Agreement, Guarantor will promptly and fully perform, satisfy or observe them in the place of the Contractor. Guarantor hereby guarantees payment to the City of any damages, costs or expenses, which might become recoverable by the City from Contractor due to its breach of the Agreement.

2. **Guarantor's Obligations Are Absolute**. The obligations of the Guarantor hereunder are direct, immediate, absolute, continuing, unconditional and unlimited, and with respect to any payment obligation of Contractor under the Agreement, shall constitute a guarantee of payment and not of collection, and are not conditional upon the genuineness, validity, regularity or enforceability of the Agreement.

3. **Waivers**. The Guarantor shall have no right to terminate this Guaranty or to be released, relieved, exonerated or discharged from its obligations under it for any reason whatsoever, including, without limitation: (1) the insolvency, bankruptcy, reorganization or cessation of existence of the Contractor; (2) any amendment, modification or waiver of any provision of the Agreement; (3) the actual or purported rejection by a trustee in bankruptcy of the Agreement, or any limitation on any claim in bankruptcy resulting from the actual or

purported termination of the Agreement; (4) any waiver, extension, release or modification with respect to any of the obligations of the Agreement guaranteed hereunder or the impairment or suspension of any of the City's rights or remedies against Contractor; or (5) any merger or consolidation of the Contractor with any other corporation, or any sale, lease or transfer of any or all the assets of the Contractor. Without limiting the generality of the foregoing, Guarantor hereby waives the rights and benefits under California Civil Code Section 2819.

The Guarantor hereby waives any and all benefits and defenses under California Civil Code Sections 2845, 2849 and 2850, including, without limitation, the right to require the City to (a) proceed against Contractor, (b) proceed against or exhaust any security or collateral the City may hold now or hereafter hold, or (c) pursue any other right or remedy for Guarantor's benefit, and agrees that the City may proceed against Guarantor for the obligations guaranteed herein without taking any action against Contractor or any other guarantor or pledgor and without proceeding against or exhausting any security or collateral the City may hold now or hereafter hold. Guarantor agrees that the City may unqualifiedly exercise in its sole discretion any or all rights and remedies available to it against Contractor or any other guarantor or pledgor without impairing the City's rights and remedies in enforcing this Guarantee.

The Guarantor hereby waives and agrees to waive at any future time at the request of the City, to the extent now or then permitted by applicable law, any and all rights which the Guarantor may have or which at any time hereafter may be conferred upon it, by statute, regulation or otherwise, to avoid any of its obligations under, or to terminate, cancel, quit or surrender this Guaranty. Without limiting the generality of the foregoing, it is agreed that the occurrence of any one or more of the following shall not affect the liability of the Guarantor hereunder: (a) at any time or from time to time, without notice to the Guarantor, the time for Contractor's performance of or compliance with any of its obligations under the Agreement is extended, or such performance or compliance is waived; (b) the Agreement is modified or amended in any respect; (c) any other indemnification with respect to Contractor's obligations under the Agreement or any security therefore is released or exchanged in whole or in part or otherwise dealt with; or (d) any assignment of the Agreement is effected which does not require the City's approval.

The Guarantor hereby expressly waives diligence, presentment, demand for payment or performance, protest and all notices whatsoever, including, but not limited to, notices of non-payment or non-performance, notices of protest, notices of any breach or default, and notices of acceptance of this Guaranty. If all or any portion of the obligations guaranteed hereunder are paid or performed, Guarantor's obligations hereunder shall continue and remain in full force and effect in the event that all or any part of such payment or performance is avoided or recovered directly or indirectly from the City as a preference, fraudulent transfer or otherwise, irrespective of (a) any notice of revocation given by Guarantor or Contractor prior to such avoidance or recovery, and (b) payment in full of any obligations then outstanding.

4. **Term**. This Guaranty is not limited to any period of time, but shall continue in full force and effect until all of the terms and conditions of the Agreement have been fully performed by Contractor, and Guarantor shall remain fully responsible under this Guaranty

without regard to the acceptance by the City of any performance bond or other collateral to assure the performance of Contractor's obligations under the Agreement. Guarantor shall not be released of its obligations hereunder so long as there is any claim by the City against Contractor arising out of the Agreement based on Contractor's failure to perform which has not been settled or discharged.

5. **No Waivers by City**. No delay on the part of the City in exercising any rights under this Guaranty or failure to exercise such rights shall operate as a waiver of such rights. No notice to or demand on Guarantor shall be a waiver of any obligation of Guarantor or right of the City to take other or further action without notice or demand. No modification or waiver by City of any of the provisions of this Guaranty shall be effective unless it is in writing and signed by the City and by Guarantor, nor shall any waiver by City be effective except in the specific instance or matter for which it is given.

6. **Attorney's Fees**. In addition to the amounts guaranteed under this Guaranty, Guarantor agrees to pay actual attorney's fees and all other costs and expenses incurred by the City in enforcing this Guaranty, or in any action or proceeding arising out of or relating to this Guaranty, including any action instituted to determine the respective rights and obligations of the parties hereunder.

7. **Governing Law; Jurisdiction**. This Guaranty is and shall be deemed to be a contract entered into in and pursuant to the laws of the State of California and shall be governed and construed in accordance with the laws of California without regard to its conflicts of laws rules for all purposes, including, but not limited to, matters of construction, validity and performance. Guarantor agrees that any action brought by the City to enforce this Guaranty may be brought in any court of the State of California and Guarantor consents to personal jurisdiction over it by such courts. Guarantor appoints the following person as its agent for service of process in California:

_____ (Name)

_____(Address, City, State, Zip)

8. **Severability**. If any portion of this Guaranty is held to be invalid or unenforceable, such invalidity shall have no effect upon the remaining portions of this Guaranty, which shall be severable and continue in full force and effect.

9. **Binding on Successors**. This Guaranty shall inure to the benefit of the City and its successors and shall be binding upon Guarantor and its successors, including transferee(s) of substantially all of its assets.

10. **Authority**. Guarantor represents and warrants that it has the corporate power and authority to give this Guaranty, that its execution of this Guaranty has been authorized by all necessary action under its Articles of Incorporation and By-Laws, and that the person(s) signing this Guaranty on its behalf has the authority to do so. [*For personal guaranty by owner omit this Section 10.]*

ATTACHMENT Z
Guaranty

11. **Subordination**. Any claims Guarantor may have against Contractor are hereby subordinated to any and all claims of the City against Contractor until such time as the obligations of Contractor to the City are fully satisfied and discharged.

12. **Notices**. Notice shall be given in writing, deposited in the U.S. mail, registered or certified, first class postage prepaid, addressed as follows:

To the City: City of Laguna Hills
Attention: City Manager
24035 El Toro Road #150
Laguna Hills, California 92653

With a copy to the City Attorney at the same address.

To Guarantor: Name
Street Address
City, State, Zip Code

The parties may change the address to which notice is to be sent by giving the other party notice of the change as provided in this Section.

IN WITNESS WHEREOF, Guarantor has executed this Guaranty on the day and year first above written.

By: _____

Name: _____

Title: _____

By: _____

Name: _____

Title: _____

ATTACHMENT AA
Minimum Required Duties of Recycling Coordinators

Number of Recycling Coordinators

Pursuant to Section 8.05.H of the Agreement, Contractor shall provide one (1) full-time Recycling Coordinator for the City of Laguna Hills for the entire Term of the Agreement. Contractor shall also provide one (1) additional full-time Recycling Coordinator during the period April 1, 2025 through June 30, 2027 to serve both the City of Laguna Hills and the City of Lake Forest. The additional Recycling Coordinator shall work as a "utility infielder" in both Cities to provide additional support during start-up of the new Agreement, during the time new Containers are being distributed and old Containers are removed, as well as to provide on-going support to complete all the tasks listed in this Attachment AA. The Recycling Coordinators are herein referred to as the "Coordinators".

Summary of Duties

The Coordinators shall provide waste reduction and Recycling education to Residents and Businesses; support and assist with Processing Facility characterizations described in Attachment N; perform the on-site field Cart Contamination audits described in Attachment N; and perform quantitative analyses of the results of such characterizations and audits. The Coordinators shall provide assistance to the City and Customers with regard to chronic complaints, persistent billing and/or payment issues and disputes, ongoing problems or issues with Diversion program implementation, outreach, Contamination of Recyclable Materials and/or Food Scraps/Yard Trimmings, and other troubleshooting and issues as directed by the City. The Recycling Coordinators shall be responsible for completing reports to the City as required by the Agreement. The Recycling Coordinators shall assist with developing social media posts for distribution via the City's social media channels as a means to increase participation in, and awareness of, Diversion programs. The Recycling Coordinators shall possess and demonstrate the following skills, judgment, maturity and experience in performing the duties described herein: (a) understand that successful resolution of complaints, billing disputes and other problems requires excellent listening skills, diplomacy, tact, and perseverance; (b) utilize said skills when interacting with Residents and other members of the public, City staff and City's agents, commercial customers, and all other Persons; (c) demonstrate enthusiasm when explaining the Diversion programs to Residents, businesses, and other Persons; (d) demonstrate empathy and understanding of Residents' and businesses' concerns, problems, gaps in understanding about Diversion programs and utilize creativity and inventiveness to relate information to Residents and businesses to address the issues they express; (e) take a positive, self-starting approach to proactively address potential problems and issues and to resolve such issues and problems; and (f) maintain clear communication with City and City's agents concerning all work performed.

Primary job responsibilities for the Recycling Coordinators positions are:

ATTACHMENT AA
Minimum Required Duties of Recycling Coordinators

1. General Duties
    a. Spend at least eighty percent (80%) of time in field work (out-of-office) providing: outreach to individual Residents, community associations, businesses, multi-family properties; performing on-site field Cart Contamination audits for MSW, Recyclable Materials, and Food Scrap/Yard Trtimmings as described in Attachment N; providing on-site inspections; photo documentation of Collection problems and subsequent resolution of problems; discussions with Contractor's operations and Collection drivers, dispatchers, and other personnel, and Residents or Authorized Customer Representatives (owners and managers) at Customer locations that are experiencing difficulties with Collection, billing or other issues; and other duties as needed.
    b. Have an understanding of SB 1383 and all AB 939 requirements and how each relates to implementation of Diversion programs.
    c. Conduct quantitative analyses, including development and use of spreadsheets and databases.
    d. Utilize MS Word, MS Excel, and MS PowerPoint to create and deliver professional and informative reports that satisfy the requirements in the Agreement and clearly report and track progress in Diversion programs, problems with Contamination, and pinpoint source(s) of Contamination and/or lack of Customer participation in the Diversion programs and provide and implement solutions.
    e. Participate in meetings with City to develop solutions that advance the City's Diversion objectives.
    f. Perform related support duties as required by City.
    g. Serve as a community resource with regard to Recycling and Diversion programs.
    h. Work in a full and transparent manner with City and its agents in troubleshooting and implementing diversion programs including working on, and providing information on, Processing Facility characterizations and on-site field Cart Contamination audits and plans, materials processing, materials marketed, prices received, processing costs and challenges for sorting, processing and/or marketing recyclable materials, Compost created from Yard Trimmings and Food Scraps, and markets for other products and by-products of the processing of Diverted materials.

2. Operational Duties
    a. Make site visits and/or telephone calls to Customers that have recurring Contamination in any stream(s) (i.e. MSW, Recyclable Materials and/or Food Scraps/Yard Trimmings) and/or overflowing Carts or Uncontainerized MSW or Divertible Materials to educate the Resident about City ordinance requirements and options for source reduction and additional Carts.

b. Conduct site visits and/or telephone calls to Customers with repeated service issues to troubleshoot.
c. Perform all of the required on-site field Cart Contamination audits and follow-up items set forth in Attachment N.
d. Monitor Diversion program participation as required by Attachment B.
e. Educate Customers regarding availability of Bin Sensors (either as part of the pilot program or the optional City-wide program as directed by City). Schedule meeting with Customer within two (2) weeks of installation of sensor and coordinate meeting(s) with the Bin Sensor customer service representative and the Customer for training in uses of sensor. Schedule and attend a meeting with the Customer three (3) months after sensor installation to review sensor data and determine right-sizing of Container size and frequency of Collection. Order service change(s) resulting from this analysis and evaluation if agreed to by the Customer. Provide reports to the Customer on a quarterly basis that include the number of missed pickups, average fullness at time of service, number of Contamination events, and recommendations for right-sizing of Container size and frequency of Collection.
f. Act as a liaison between City and Contractor's operations department to facilitate bin deliveries and other operational requests.
g. Delivery of internal collection containers (i.e. slim jims) to commercial accounts.
h. Attend kickoff meetings for all construction and demolition projects permitted by City, along with City staff to explain the requirements of the C&D ordinance and to develop the diversion plan for the project.
i. Train construction and demolition project managers and job superintendents on how to implement diversion of Recyclable Construction and Demolition Debris and how to comply with the City's Construction and Demolition Debris ordinance, and provide technical assistance in developing logistics and troubleshooting. Provide follow-up support, answer questions, monitor and report diversion results in Attachment K reports.
j. Implement and maintain the Recycling program at City Hall, the Library and all other City facilities including providing periodic training about the program and responding to questions about the program.

3. Outreach Duties
    a. Accomplish the door-to-door distribution of kitchen Food Scrap pails as described in Sections 2.4.2 and 2.10.3 of Attachment B and assist with distribution of replacement kitchen pails for

Residents who request them. Engage in conversations with Residents to describe the program and to answer questions.

b. Conduct required annual follow-up to Customers that have rejected Recyclable Materials Carts and Collection service or Food Scrap/Yard Trimmings Carts and Collection service or have rejected the kitchen pail. Provide reports to City regarding the results of these interactions to assist the City with potential enforcement of its ordinances and to tailor additional public education and information to the concerns, questions, fears and problems expressed by Residents.
c. Independently schedule and conduct meetings with Authorized Customer Representatives at Commercial and Business Establishments to secure participation in increased recycling efforts, including Food Scrap Diversion.
d. Coordinate and interface with other agencies, organizations, companies, City and City-designated consultants or other contractors regarding Edible Food donation programs for human consumption.
e. Train business and multifamily tenants and representatives on how to implement diversion of recyclables and Food Scraps, and provide technical assistance in developing logistics and troubleshooting.
f. Provide follow-up support to businesses and multi-family complexes, answer questions, and monitor and report diversion program results
g. Identify opportunities for businesses to reduce wastes and better manage unwanted discards.
h. Provide training, troubleshooting, education and answers to questions to Residential customers.
i. Assist with the writing, production, and overall execution of proposals, recycling plans for businesses and other Customers and reports.
j. Distribute the public education and outreach materials required by Attachment N of the Agreement and Section 5 of Attachment B for routes that exceed 25% contamination.
k. Assist with the development of social media postings for distribution via the City's social media channels.
l. Assist with the development and distribution of targeted written outreach materials to Customers and community associations such as letters, flyers, brochures, infographics, etc.
m. Assist with developing webpage content regarding the Recyclable Materials and Food Scrap/Yard Trimmings Collection programs and other topics as required by SB 1383 for inclusion on Contractor's and/or City's website
n. Independently schedule and conduct meetings with Authorized Customer Representatives at HOAs that receive Residential Cart

service and community groups to secure participation in increased recycling efforts, including Food Scrap Diversion and to reduce Contamination.

o. Train Residents regarding implementing Diversion of Recyclable Materials and Green Waste/Food Scraps and provide technical assistance in developing logistics and troubleshooting at the community association level and at individual Residences.
p. Prepare public outreach and education materials as required by the Agreement.
q. Attend all City-sponsored special events where Recycling and/or the environment are the theme or topic. Staff a booth, tabletop or other appropriate method to disseminate educational materials, show videos and provide public information on Diversion programs, preventing Contamination, and other related topics.
r. Plan and implement Recycling programs at all City-sponsored special events to divert cardboard, glass, mixed paper, aluminum cans, plastic and other beverage containers, newspaper, Food Scraps and any other materials that can be diverted.
s. Speak and make presentations to community groups, schools, homeowners associations, and other organizations about the City's Diversion programs.
t. After completing the steps in Attachment B, Section 3.7 and the account refuses to implement a state-mandated diversion program, refer non-compliant accounts to the City for enforcement.
u. Refer waiver candidates and Commercial Customers with internal Diversion programs to City for verification
v. Meet with business groups to enhance Diversion programs
w. Update the "red/green list" or CRM System at least weekly to show the contacts made and work performed at Commercial and Business Premises and Multi-family Premises in City.

4. Customer Service Duties
    a. Provide training, troubleshooting, education and answers to questions to Residential Customers.
    b. Proactively troubleshoot and provide Customer-friendly resolutions to service, billing and other chronic or persistent problems in coordination with the City staff representative(s).
    c. Proactively and quickly respond to questions, problems and issues from City staff representative and provide prompt feedback on resolution of issues.
    d. Coordinate and interface with other agencies, organizations, companies, City and City-designated agents, consultants or other contractors as needed concerning Customer problems, issues or complaints.
    e. Assist with implementing programs at residential properties with limited curb space,

PROPOSAL FORM 26: DESCRIPTION OF PROPOSED PROCESSING FACILITY(IES) TO BE USED FOR STABLE BEDDING/MANURE

INLAND EMPIRE REGIONAL COMPOSTING FACILITY

Location: 12645 Sixth Street, Rancho Cucamonga, CA 91739

SWIS: 36-AA-0423

Manager and Contact Information: Jeff Ziegenbein, CRL, CMRP, CCOM; Phone: 909-993-1500

Capacity Guarantee: Administratively reoccurring one-year contract

Tonnage Reserved for Cities: 100%

Materials to be Processed: Stable Bedding and Manure

Annual Capacity: 60,000 Tons/Year

Inland Empire Regional Composting Authority was created as a public entity in 2002 and provides composting of biosolids with stable bedding and manure using the aerated static pile process. CR&R currently utilizes this facility for processing stable bedding and manure.

CR&R anticipates commencing onsite organic processing of stable bedding and manure at our SC South Campus upon completion of the site. This facility is described in Section 3.6 of Form 3. CR&R guarantees adequate capacity for the City of Lake Forest and the City of Laguna Hills through the term of the franchise agreement as this site is owned and operated by CR&R.

Flow Diagram

The following diagram shows the flow of organic materials at Inland Empire Regional Composting Facility and the resulting product, which is Class A Exceptional Quality compost.

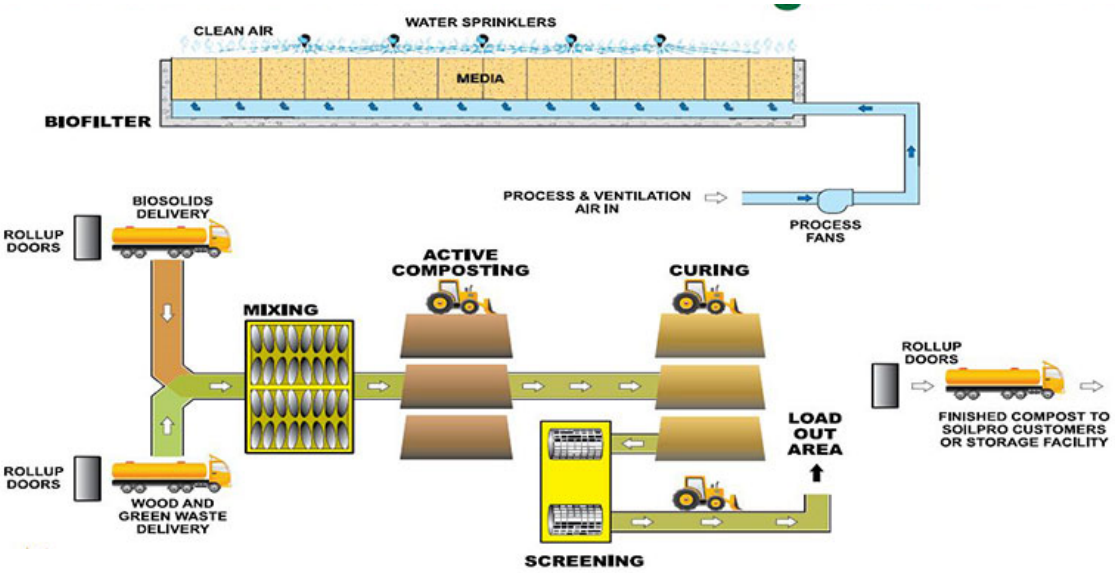

Cost per ton to transport materials from last stop on route to transfer station (if using transfer station):	$3.56
Cost per ton to transport materials from last stop on route to facility (if direct hauling from route to facility):	N/A
Cost per ton to transport materials from transfer station to facility (if using transfer station):	$32.66
Identify final products generated from proposed facility (vermicompost, RNG, compost, etc.):	Class A Exceptional Quality Compost
Identify range of revenue streams, per ton or per cubic yard, for final products:	N/A (third party)

This Proposal Form 26 will become Attachment BB to the final Agreement.

CR&R INCORPORATED environmental services
100% post-consumer recycled content

ATTACHMENT CC
Allocation Methodology for Multi-Jurisdictional Residential Routes and Cross-Sector Cart Collection

1. Allocation Methodology for Cross-Jurisdictional Residential Collection Route

For cross-jurisdictional Residential collection routes where homes are serviced in both Cities, the Contractor shall use the following allocation methodology to accurately allocate tonnage between the two cities. The allocation shall factor in City-specific densities of various material streams, as described below.

1. Calculate the average density for the following residential streams using city-specific data:

    a. Lake Forest specific Residential curbside MSW lbs. per cubic yard
    b. Laguna Hills specific Residential curbside MSW lbs. per cubic yard
    c. Lake Forest specific Residential curbside Recycling lbs. per cubic yard
    d. Laguna Hills specific Residential curbside Recycling lbs. per cubic yard
    e. Lake Forest specific Residential curbside co-collected food scraps and yard trimmings lbs. per cubic yard
    f. Laguna Hills specific Residential curbside co-collected food scraps and yard trimmings Recycling lbs. per cubic yard

2. To calculate the average densities for the streams shown above, prior to initiating operations, the Contractor shall complete the following analysis:
    a. Calculate total monthly tonnage collected for each of the streams noted above as items 1a-1h using the data provided in the background section and appendices to the RFP or more recent data provided by the incumbent hauler.
    b. Calculate number of monthly cubic yards for each of the streams noted above as items 1a-1h using the data provided in the background section and appendices to the RFP or more recent data provided by the incumbent hauler.
    c. Divide the total weight collected for each of the streams noted above as items 1a-1h by the number of cubic yards collected to determine the average density on service. Sample densities are included in Table 1 below.

3. In addition to calculating the average density on service using tonnage and service data as noted above, Contractor shall also conduct a field study to weigh residential containers that are set out for service using a platform scale. Contractor shall collect the net weight (i.e. gross weight minus container weight) for 25 containers that are over 70% full from each of the categories shown above (1a-1h) for containers on the residential routes that are targeted for cross-jurisdictional collection to identify the field weight of containers.

a. The field weight shall be divided by the volume of the container to determine the field density of the material.
    i. If the 90-gal container weighed 50 lbs., the density would be calculated as follows:
        1. 50 lbs./ (90 gal/ 202 gal per cubic yard) = 111 lbs. per cubic yard

4. The average of the two density values (calculated density on service identified in Step 2 above and the field-identified density described in Step 3 above) shall be used to determine the density factor for the residential sector. The average density values for each City and each stream are included as bolded values in Table 1 below.

Table 1. Average Density Values

	LF			LH		
	Calculated	Field	**Average**	Calculated	Field	**Average**
MSW	95.12	100	**97.56**	72.51	75	**73.76**
Recycling	21.7	25	**23.35**	34.02	30	**32.01**
Co-collected Yard Trimmings and Food Scraps	32.52	35	**33.76**	55.64	50	**52.82**

5. The density factor for each City for each of the streams noted above as items 1a-1h shall be calculated by dividing the average density for each City calculated in Step 3 by the two cities' average densities added together. The density factors calculated for the three residential streams are included in Table 2 below. An example density calculation is included below.

    a. Density factor for LF MSW (using data in the table above):
        i. LF average MSW density (97.56 lbs./CY) / LF average MSW density (97.56 lbs./CY) plus LH average MSW density (73.76 lbs./CY) = 57%
            1. LF MSW Density Factor = 57%
    b. Density factor for LH MSW (using data in the table above):
        i. LH average MSW density (73.76 lbs./CY) / LH average MSW density (73.76 lbs./CY) plus LF average MSW density (97.56 lbs./CY) = 43%
            1. LH MSW Density Factor = 43%

Table 2. Density Factors

	Density Factor	
	LF	LH
MSW	57%	43%
Recycling	42%	58%
Co-collected Yard Trimmings and Food Scraps	39%	61%

6. The percentage of volume collected on the route between each City shall be calculated as a percentage. For example, if the cross-jurisdictional collection route collected 267 cubic yards from Lake Forest households and 178 cubic yards from Laguna Hills households, the percentage volume allocation between the route would be 60% (267/(267+178)) Lake Forest volume and 40% (178/(178+267)) Laguna Hills volume. Complete the volume percentage allocation calculation for each cross-jurisdictional route as shown in Table 3.

Table 3. Volume Allocation for Cross-jurisdictional Routes

	LF CY	LH CY	LF VOLUME %	LH VOLUME %
MSW	267	178	60%	40%
Recycling	250	250	50%	50%
Co-collected Yard Trimmings and Food Scraps	200	300	40%	60%

7. Average the Density Factor calculated in Step 5 with the volume allocation percentage calculated in step 6 to determine the weighted-average allocation factor for each City and each stream, as shown in Table 4.
    a. For Lake Forest, the residential MSW weighted-average allocation factor is 58% ((57% MSW Density Factor + 60% MSW Volume Allocation) / 2)
    b. For Laguna Hills, the residential MSW weighted-average allocation factor is 42% ((43% MSW Density Factor + 40% MSW Volume Allocation) / 2)

Table 4. Average of Density Factor and Weighted Average Allocation Percentage

	LF Avg Density Factor + Volume	LH Avg Density Factor + Volume
MSW	58%	42%
Recycling	46%	54%
Co-collected Yard Trimmings and Food Scraps	39%	61%

8. Multiply the total tons collected on the cross-jurisdictional route by the weighted average allocation percentage calculated in Step 7 to determine the tons of MSW, recycling, and co-collected yard trimmings and food scraps collected on cross-jurisdictional routes in each City as shown in Table 5 below.

Table 5. Cross-jurisdictional Tonnage Allocation

	LF Avg Density Factor + Volume	LH Avg Density Factor + Volume	Tons Collected on Cross-jurisdictional Route	**LF Tonnage Allocations**	**LH Tonnage Allocations**
MSW	58%	42%	10	**5.8**	**4.2**
Recycling	46%	54%	6	**2.8**	**3.2**
Co-collected Yard Trimmings and Food Scraps	39%	61%	12	**4.7**	**7.3**

9. Prior to initiating operation, and no later than May 1, 2025, Contractor shall submit the allocation calculations shown in this Attachment CC to the City for review. The City, in its sole discretion, may require the Contractor to gather additional data from the field or perform additional analysis to further refine the allocation.
10. Contractor shall repeat Steps above 1 – 9 above annually and submit results to the City no later than May 1, 2025 and each May 1 thereafter.
11. Contractor shall provide quarterly calculations to the City showing how tonnage is allocated to each City as described in Attachment k.

2. Allocation Methodology for Cross-Jurisdictional Commercial/Multi-family Cart Collection Route

For cross-jurisdictional Commercial/Multi-family Cart collection routes where businesses are serviced using Carts in both Cities, the Contractor shall use the following allocation methodology to accurately allocate tonnage between the two cities and collection sectors (commercial and multi-family). The allocation shall factor in City-specific and sector-specific densities of various material streams, as described below. Note: Allocations will not be needed for multi-jurisdictional or cross-sector materials collected in Bins since there will be on-board scales used to measure the net weight of all Bins collected.

1. Calculate the average density for the following Commercial and Multi-family Cart streams using city-specific data:

    a. Lake Forest specific Commercial MSW Cart lbs. per cubic yard
    b. Laguna Hills specific Commercial MSW Cart lbs. per cubic yard
    c. Lake Forest specific Multi-family MSW Cart lbs. per cubic yard
    d. Laguna Hills specific Multi-family MSW Cart lbs. per cubic yard
    e. Lake Forest specific Commercial Recycling Cart lbs. per cubic yard
    f. Laguna Hills specific Commercial Recycling Cart lbs. per cubic yard
    g. Lake Forest specific Multi-family Recycling Cart lbs. per cubic yard
    h. Laguna Hills specific Multi-family Recycling Cart lbs. per cubic yard
    i. Lake Forest specific Commercial Food Scrap Cart lbs. per cubic yard
    j. Laguna Hills specific Commercial Food Scrap Cart lbs. per cubic yard
    k. Lake Forest specific Multi-family Food Scrap Cart lbs. per cubic yard
    l. Laguna Hills specific Multi-family Food Scrap Cart lbs. per cubic yard
    m. Lake Forest specific Commercial Yard Trimming Cart lbs. per cubic yard
    n. Laguna Hills specific Commercial Yard Trimming Cart lbs. per cubic yard
    o. Lake Forest specific Multi-family Yard Trimming Cart lbs. per cubic yard
    p. Laguna Hills specific Multi-family Yard Trimming Cart lbs. per cubic yard
    q. Lake Forest specific Commercial Co-collected Yard Trimming and Food Scrap Cart lbs. per cubic yard
    r. Laguna Hills specific Commercial Co-collected Yard Trimming and Food Scrap Cart lbs. per cubic yard
    s. Lake Forest specific Multi-family Co-collected Yard Trimming and Food Scrap Cart lbs. per cubic yard
    t. Laguna Hills specific Multi-family Co-collected Yard Trimming and Food Scrap Cart lbs. per cubic yard

2. To calculate the average densities shown above, prior to initiating operations, the Contractor shall complete the following analysis:
    a. Calculate total monthly tonnage collected for each of the streams noted above as items 1a-1t using the data provided in the background section

and appendices to the RFP or more recent data provided by the incumbent hauler.

b. Calculate number of monthly cubic yards for each of the streams noted above as items 1a-1t using the data provided in the background section and appendices to the RFP or more recent data provided by the incumbent hauler.
c. Divide the total weight collected for each of the streams noted above as items 1a-1t by the number of cubic yards collected to determine the average weight density.

3. In addition to calculating the average density using tonnage and service data as noted above, Contractor shall also conduct a field study to weigh Commercial and Multi-family containers that are set out for service using a platform scale. Contractor shall collect the net weight (i.e. gross weight minus container weight) for 5-10 containers that are over 70% full from each of the categories shown above (1a-1t) for containers on routes that are targeted for cross-jurisdictional collection to identify the field weight of containers.
    a. The field weight shall be divided by the volume of the container to determine the field density of the material.
        i. If the 90-gal MSW container weighed 50 lbs., the density would be calculated as follows:
            1. 50 lbs. / (90 gal/ 202 gal per cubic yard) = 111 lbs. per cubic yard

4. The average of the two density values (calculated density identified in Step 2 above and the field-identified density identified in Step 3 above) shall be used to determine the density factor for the Commercial and Multi-family Cart sector. The average density values for each City and each stream are included as bolded values in Table 6 below.

Table 6. Average Density Values

	LF			LH			**Density Factor**	
	Calculated	Field	**Average**	Calculated	Field	**Average**	**LF**	**LH**
Commercial MSW Cart	90	100	**95**	80	90	**85**	53%	47%
Multi-family MSW Cart	95	105	**100**	70	67	**68.5**	59%	41%
Commercial Recycling Cart	20	25	**22.5**	15	27	**21**	52%	48%
Multi-family Recycling Cart	12	15	**13.5**	50	28	**39**	26%	74%
Commercial Food Scraps Cart	150	200	**175**	175	250	**212.5**	45%	55%
Multi-family Food Scraps Cart	125	180	**152.5**	180	150	**165**	48%	52%
Commercial Yard Trimmings Cart	110	105	**107.5**	125	100	**112.5**	49%	51%
Multi-family Yard Trimmings Cart	90	80	**85**	80	90	**85**	50%	50%
Commercial Co-collected Food Scraps and Yard trimmings Cart	80	100	**90**	100	90	**95**	49%	51%
Multi-family Co-collected Food Scraps and Yard trimmings Cart	75	90	**82.5**	80	75	**77.5**	52%	48%

5. The density factor for each City for each of the streams noted above as items 1a-1t shall be calculated by dividing the average density for each City calculated in Step 3 by the two cities' average densities added together. The density factors calculated for the commercial and multi-family streams are included on the right column in Table 6 above. An example density calculation is included below.

    a. Density factor for LF Commercial Cart MSW (using data in the table above):
        i. LF average Commercial MSW density (95 lbs./CY) / (LF average MSW density (95 lbs./CY) plus LH average MSW density (85 lbs./CY)) = 53%
            1. LF Commercial MSW Cart Density Factor = 53%

    b. Density factor for LH Commercial Cart MSW (using data in the table above):
        i. LH average Commercial Cart MSW density (85 lbs./CY) / LH average Commercial Cart MSW density (85 lbs./CY) plus LF average Commercial MSW Cart density (95 lbs./CY) = 47%
            1. LH Commercial MSW Cart Density Factor = 47%

6. The percentage of Cart volume collected on the route between each City shall be calculated as a percentage. For example, if the cross-jurisdictional Commercial MSW Cart collection route collected 20 cubic yards from Lake Forest Cart accounts and 30 cubic yards from Laguna Hills cart accounts, the percentage volume allocation between the route would be 40% (20/(20+30)) Lake Forest volume and 60% (30/(30+20)) Laguna Hills volume. Complete the volume percentage allocation calculation for each cross-jurisdictional Cart route as shown in Columns B and C in Table 7.

Table 7. Volume Allocation for Cross-jurisdictional and Cross-Sector Cart Routes

	A	B	C	D	E	F
	LF CART VOLUME (CY)	LH CART VOLUME	LF CART VOLUME %	LH CART VOLUME %	LF COM/MF VOL	LH COM/MF VOL
Commercial MSW Carts	20	30	40%	60%	80%	20%
Multi-family MSW Carts	15	25	38%	63%	20%	80%
Commercial Recycling Carts	10	40	20%	80%	40%	60%
Multi-family Recycling Carts	20	32	38%	62%	60%	40%
Commercial Food Scraps Carts	15	12	56%	44%	20%	80%
Multi-family Food Scraps Carts	23	12	66%	34%	80%	20%
Commercial Yard Trimmings Carts	5	4	56%	44%	50%	50%
Multi-family Yard Trimmings Carts	8	12	40%	60%	50%	50%
Commercial Co-collected Food Scraps and Yard trimmings Carts	9	11	45%	55%	55%	35%
Multi-family Co-collected Food Scraps and Yard trimmings Carts	11	9	55%	45%	45%	65%

7. Calculate the sector allocation for Cart service between Commercial and Multi-family volumes for each City and Stream.
    a. For example, if there were 10 cubic yards of MSW cart service in LF and 8 cubic yards were from Commercial Cart Customers and 2 cubic yards were from Multi-family Cart customers, the sector allocation would be 80% Commercial and 20% Multi-family. These sector volume values are shown in columns E and F of Table 7 above.
8. Average the Density Factor calculated in Step 5 with the volume allocation percentage calculated in step 6 to determine the weighted-average allocation factor for each City and each stream, as shown in Table 8.
    a. For Lake Forest, the Commercial Cart MSW weighted-average allocation factor is 46% ((53% Commercial MSW Cart Density Factor + 40% Commercial MSW Cart Volume Allocation) / 2)
    b. For Laguna Hills, the Commercial MSW Cart weighted-average allocation factor is 54% ((47% MSW Density Factor + 60% MSW Volume Allocation) / 2)

Table 8 Average of Density Factor and Weighted Average Allocation Percentage

	LF Avg Density Factor + Volume	LH Avg Density Factor + Volume
Commercial MSW Cart	46%	54%
Multi-family MSW Cart	48%	52%
Commercial Recycling Cart	36%	64%
Multi-family Recycling Cart	32%	68%
Commercial Food Scraps Cart	50%	50%
Multi-family Food Scraps Cart	57%	43%
Commercial Yard Trimmings Cart	52%	48%
Multi-family Yard Trimmings Cart	45%	55%
Commercial Co-collected Food Scraps and Yard trimmings Cart	47%	53%
Multi-family Co-collected Food Scraps and Yard trimmings Cart	53%	47%

9. Multiply the total tons collected on the cross-jurisdictional route by the sector allocation calculated in Step 7 by the weighted average allocation percentage calculated in Step 8 to determine the amount of tons of each commodity collected on cross-jurisdictional and cross-sector routes in each City as shown in Table 9 below. Note: Cart-specific tonnage collected on each route may be calculated by subtracting the total load weight for the route minus the aggregate weights of materials collected in bins measured using on-board scales.
    a. If 4 tons of Cart-collected MSW were collected on a cross-jurisdictional route that also mixed sectors (Commercial and Multi-family), the following calculations would apply:
        i. To calculate LF **Commercial** MSW Cart tonnage, multiply the 4 tons of Cart-collected materials for the entire route by the 80% Commercial sector allocation and by the 46% weighted average allocation percentage to obtain 1.49 tons.
        ii. To calculate LF **Multi-family** MSW Cart tonnage, multiply the 4 tons of Cart-collected materials for the entire route by the 20% Multi-family sector allocation and by the 48% weighted average allocation percentage to obtain 0.39 tons.
        iii. To calculate LH **Commercial** MSW Cart tonnage, multiply the 4 tons of Cart-collected materials for the entire route by the 20% Commercial sector allocation and by the 54% weighted average allocation percentage to obtain 0.43 tons.

iv. To calculate LH Multi-family MSW Cart tonnage, multiply the 4 tons of Cart-collected materials for the entire route by the 80% Multi-family sector allocation and by the 52% weighted average allocation percentage to obtain 1.66 tons.

v. Due to the application of several percentages to the Cart-collected tonnage value, summing the four allocated weights may not add up to exactly the original Cart-collected tonnage amount. Contractor may round to the nearest tenth of a ton to achieve mass conservation between the four allocations. Any rounding or calculations to achieve mass balance must be noted in the Contractors' allocation report to the City.

Table 9. Cross-jurisdictional Tonnage Allocation

	LF Avg Density Factor + Volume	LF Com VS MF Allocation	LH Avg Density Factor + Volume	LH Com vs MF Allocation	Cart Tons Collected on Cross-jurisdictional Route	LF Tonnage Allocations	LH Tonnage Allocations
Commercial MSW Cart	46%	80%	54%	20%	4.00	1.49	0.43
Multi-family MSW Cart	48%	20%	52%	80%		0.39	1.66
Commercial Recycling Cart	36%	40%	64%	60%	2.00	0.29	0.8
Multi-family Recycling Cart	32%	60%	68%	40%		0.39	0.5
Commercial Food Scraps Cart	50%	20%	50%	80%	5.00	0.50	2.0
Multi-family Food Scraps Cart	57%	80%	43%	20%		2.27	0.4
Commercial Yard Trimmings Cart	52%	50%	48%	50%	3.00	0.78	0.7
Multi-family Yard Trimmings Cart	45%	50%	55%	50%		0.68	0.8
Commercial Co-collected Food Scraps and Yard trimmings Cart	47%	55%	53%	35%	3.50	0.90	0.7
Multi-family Co-collected Food Scraps and Yard trimmings Cart	53%	45%	47%	65%		0.84	1.1

10. Prior to initiating operation, and no later than May 1, 2025, Contractor shall submit the allocation calculations shown in this Attachment CC to the City for review. The City, in its sole discretion, may require the Contractor to gather

additional data from the field or perform additional analysis to further refine the allocation.

11. Contractor shall repeat Steps above 1 – 10 above annually and submit results to the City no later than May 1, 2025 and each May 1 thereafter.
12. Contractor shall provide quarterly calculations to the City showing how tonnage is allocated to each City as described in Attachment k.

1. **Which brand of on-board scales are you proposing to use on vehicles that are servicing accounts in both Cities?**

CR&R has extensive experience utilizing Air-Weigh BinMaxx Front Loader Scales and recommends their use to accurately report tonnage collected on Commercial and Multi-Family Cross-Jurisdictional Routes.

2. **How will each account being serviced be linked to the scale records? Will the Proposer use RFID tags? Barcodes? Geo-fencing? Manual processes using the on-board CRM system?**

CR&R's CRM system is fully integrated with Air-Weigh with our Mobile-Pak tablets automatically registering service and communicating directly with the scales through Bluetooth.

3. **How much will it cost to purchase and install the on-board scales?**

Each unit costs approximately $7,000 with installation handled onsite by our specialty maintenance staff. CR&R also has a strong working relationship with Air-Weigh and has direct access to company staff for guidance and support.

4. **What is the software licensing cost, if any, for the on-board scales?**

There are no monthly fees beyond the hardware (scales) and Bluetooth receiver (approximately $300).

5. **How often will the scales need to be calibrated and maintained in order to be accurate?**

CR&R works directly with Air-Weigh to certify our onsite calibration procedures, which occur no less than every six (6) months with the ability to monitor accuracy and scale condition daily if additional adjustments are required.

6. **What level of precision is anticipated with the on-board scales (i.e., plus or minus 10 lbs. or 100 lbs.)?**

All on-board scales work best with heavier loads, with anticipated precision of plus or minus twenty (20) pounds.

BinMaxx

- Arm mounted deflection sensors dramatically increase scale durability and reduce calibration frequency
- Measures FEL individual commercial container content weight
- Integration with 3rd party onboard software capabilities
- 3-Year warranty

- No requirement to replace OEM forks or fork tubes
- Does not change driver's normal lifting routine
- Arm mounted design optimizes durability and also reduces calibration frequency
- Container content weight is displayed in cab mounted display unit
- Stores up to 1,000 lifts

BinMaxx CLOUD

Cloud-Based Software for Front End Loaders

The ability to transmit lift and weight data from each truck

- Secure cloud storage
- Access data securely and easily from any computer or smart device

- View and track customer information, pickup location, time and container content weight
- Download detailed lift reports as spreadsheets or PDFs

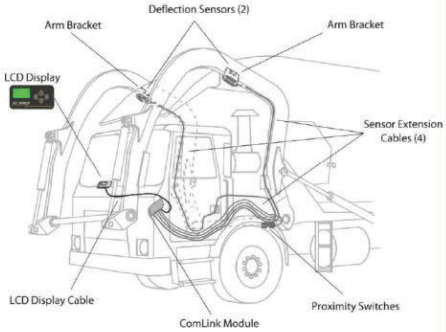

LoadMaxx

- Suspension mounted scale for all refuse vehicle types
- GVW, Net Payload, and Axle Group Weight
- Eliminate overweight fines
- Reduce equipment abuse and related costs
- Two programmable alarm outputs
- 3-Year warranty

LoadMaxx

LoadMaxx provides advanced communication features with third party on-board computer integration and Bluetooth to

How BinMaxx Works

Weigh-in-motion sensors are mounted on the lift arms that dynamically weigh containers without driver interaction needed.

This Proposal Form 30 will become Attachment DD to the final Agreement.

ATTACHMENT EE
List of City Facilities – City of Laguna Hills

Laguna Hills City Facilities - Current Services:

Name	Street#	Street	Suffix	City	# of bins	Size of Bins	Bin Type	Pick-ups per Week
CITY OF LAGUNA HILLS	24033	EL TORO	RD	LAGUNA HILLS	1	3-yard	Recycling	5
CITY OF LAGUNA HILLS	24033	EL TORO	RD	LAGUNA HILLS	3	90-gal	Trash	1
CITY OF LAGUNA HILLS	25555	ALICIA	PKWY	LAGUNA HILLS	1	3-yard	MSW	5
CITY OF LAGUNA HILLS	25555	ALICIA	PKWY	LAGUNA HILLS	2	4-yard	MSW	5
CITY OF LAGUNA HILLS	25555	ALICIA	PKWY	LAGUNA HILLS	2	60-gal	Food Scraps	1
CITY OF LAGUNA HILLS	25555	ALICIA	PKWY	LAGUNA HILLS	2	3-yard	Recycling	3

ATTACHMENT FF

NOT USED

PROPOSAL FORM 23: KITCHEN FOOD SCRAPS CONTAINER

Residential Kitchen Food Scraps Container Specifications:

CR&R proposes the use of Sure-Close Food Scrap Pails for kitchen food scraps.

Specification of Container:

Volume:	1.9 gallons (7.1 liters)
Weight:	1.1 lbs. (0.5 kg)
Dimensions:	Width 11” Height 9.5“ Depth 8.5”
Lid:	Aerated
Dishwasher Safe:	Yes
Label:	Yes – will include images of acceptable and non-acceptable items, including a QR code and weblink for educational video.
Unit Price:	$5.46
Shipping Price Per Unit:	Included

Odor and Pest Mitigation Features and Labeling Detail for the Proposed Containers:

Sure-Close Food Scrap Pails are made with recycled content and UV protected material with a hinged, “stay-open” ventilated lid and odor, fruit-fly and insect mitigating seals. Further, customized decals will be created, highlighting acceptable and non-acceptable items, including a QR code and weblink for educational videos. Please see the below for further details.

One handed, single motion open and close with audible latch feedback.

Positive stop (90 degree) lid – durable molded stop points allow lid to stay open and open flush to the rear.

Rim and lid easy to clean – smooth top edge and removable lid allows easy cleaning in dishwasher or sink.

Letterbox style opening - wide top opening facilitates easy scraping of food scraps into the container.

Multiple means to carry - can be transported using the folding handle, under the lip grip or back grip.

Shape / Smaller footprint - well suited for corner placement and lid can be opened under most upper cabinets.

Multiple means to grip when emptying - smooth top edge and removable lid allows easy cleaning in dishwasher or sink.

Quick release lid - interlocking seal and superior lid clasp ensure positive lid closure.

Feet - four feet lift the container off the counter surface for increased hygiene.

Kitchen Food Scraps Container Public Education and Distribution

CR&R's dedicated Sustainability Specialist will distribute kitchen pails door to door with customized public education and outreach that highlights best practices for in-home use. Additionally, a customized video will be created that is accessible via QR code or weblink that will demonstrate how to use and answer frequently asked questions. Examples of the flyers are found on the next page for reference.

Customers may request replacements to be delivered to their home via emailing the dedicated Sustainability Specialist email address for Lake Forest or Laguna Hills or by placing a request for a replacement via our Customer Service Department.

Examples of CR&R's Kitchen Food Scrap Pail educational materials are shown below.

CR&R INCORPORATED environmental services

Organics Recycling Program

How to use your Kitchen Food Scrap Pail

1 Keep your kitchen food scrap pail in a convenient location in your kitchen, such as on your counter or under the sink. Placing your pail in a visible area serves as a visual reminder to recycle your organics.

2 The kitchen food scrap pail can be used as is or lined with newspaper, paper bags or a compostable bag. Look for the BPI logo or the term "compostable" on certified products at local retailers. Lining the pail can help make cleaning it easier. **Please note your pail is dishwasher safe.**

3 Collect food scraps in your kitchen food scrap pail. Scrape food prep scraps and leftovers from your plate or cutting board into your pail. Spoiled or stale food from your fridge and cupboards can also be placed in the pail.

Liquids can speed up the decomposition of food and weaken compostable bags. To avoid this, be sure to drain excess liquids before placing food scraps in your pail. Newspaper can be placed at the bottom of your pail to absorb liquids.

4 When the kitchen food scrap pail is full, empty your organics in your green lid organics cart. Your cart will be collected on a weekly basis on your normal collection day. **DO NOT place the kitchen food scrap pail outside for collection.**

Acceptable Items Include:

Fruits & Vegetables

Meat • Fish • Dairy

Fats, Oils, Grease and Food Soiled Paper

Plant Tri

Please do not put plastic, glass, metal, or polystyrene in your kitchen food

Frequently Asked Questions

What is organic waste and why is it important to recycle?

Organic waste is any material that is biodegradable and comes from either a plant or animal. Please note that pet waste is not biodegradable and should not be placed in the kitchen food scrap pail or green lid organics cart. Some examples of organic waste include yard trimmings (grass, leaves, flowers), food scraps (fruits, vegetables, meat, fish), and food-soiled paper (napkins and paper towels). When organic waste commingles with your trash and is sent to a landfill, it results in the production of methane. Methane is a greenhouse gas 25x more potent than carbon dioxide. Therefore, by separating organic waste, it can reduce the amount of methane emitted into the atmosphere.

How do you properly dispose of fats, oils, and grease?

Allow for your fats, oils, and grease to cool down and solidify. Once they are cooled, scrape the contents into a compostable bag, paper bag, or container to store in your freezer or fridge. If using a compostable bag or paper bag, you may dispose of both bags with its contents into your green lid organics cart. If you are using a recyclable container, dispose of the fats, oils, and grease into your green lid organics cart and either reuse the container or thoroughly clean the container before disposing of it in your blue lid recycle cart.

What is food-soiled paper?

Food soiled paper are paper products that have been in contact with liquid or solid food waste and cannot be recycled into other paper products. Examples of food-soiled paper includes napkins, paper plates and cups, stained pizza boxes, and used coffee filters.

What happens to your organic waste once it leaves your home?

Organic waste is sent to one of CR&R's composting facilities or an Anaerobic Digestion facility where the organic waste is converted into high quality fertilizer or renewable natural gas to fuel our collection fleet.

Tips for using your Kitchen Food Scrap Pail

- Keep your pail inside the fridge or freezer, then once it is collection day, empty your pail into your green lid organics cart.
- Keep your pail out of direct sunlight.
- To absorb moisture, line the bottom of your kitchen food scrap pail and green lid organics cart with a layer of newspaper, yard trimmings, or baking soda.

Reminders for Newport Beach Residents

- In general, try to reduce food waste by only buying what you need, creating new meals from leftovers, and storing your food correctly.
- If you have excess shelf-stable non-perishable food, please consider donating to a local food pantry.
- To find a food pantry near you, please visit the City website or go to www.foodpantries.org.

Watch a demonstration: To view a short video on proper organics recycling and use of the kitchen pail, scan the QR code.

For general information visit www.newportbeachca.gov/recycle.

This Proposal Form 23 will become Attachment GG to the final Agreement.

TOTER 13 GALLON COMMERCIAL FOOD SCRAPS CONTAINER

Specification of Container

Width:	12 Inches
Depth:	14 Inches
Height:	30 Inches
Capacity:	13 Gallon
Color:	Green
Lid Type:	Hinged
Material:	High Density Polyethylene (HDPE)
Shape:	Rectangle
Unit Price:	$28.80
Ship Price:	$30.80 ($28.80 + $2.00)

CR&R proposes the use of Toter's Organics Bins to make it easy to collect and transport organics materials within commercial facilities. Made with durable high-density polyethylene (HDPE), they are built to last. The 13-Gallon Organics Bin is designed for collection with large handles at a comfortable height and heavy-duty wheels for easy transport to the curb. Featuring a latch and animal lock, it keeps away annoying predators.

TOTER 32 GALLON COMMERCIAL FOOD SCRAPS CONTAINER

Specification of Container

Width:	19 Inches
Depth:	24 Inches
Height:	40 Inches
Capacity:	32 Gallon
Color:	Green
Lid Type:	Hinged
Material:	Recycled Plastic with Antibacterial Lining
Shape:	Rectangle
Unit Price:	$48.33
Ship Price:	$50.33 ($48.33 + $2.00)

CR&R proposes the use of Toter's custom 32-gallon cart to consolidate and transport organic waste which comes with a lid and 4-wheels; two casters and two heavy-duty rear wheels on a molded-in axel to facilitate maneuvering over most surfaces. The wheels are made with a quiet cap design to reduce noise during transport. The lid is designed to stay in place for safe, secure transport, and it opens fully when desired for complete access to the container when adding or removing.

The cart is constructed to securely contain wet, heavy organic waste and is made with Toter's Advanced Rotational Molding™ technology. Designed for curbside collection, this organic waste container can easily be rolled to the curb on collection day.

Features:

- Toter Organics trash can come with a molded, sealed stop-bar that prevents leakage.
- Constructed using Toter's Advanced Rotational Molding, the containers are built for toughness and maximum impact resistance.
- Gasketed lid and thumb turn latch help contain odors and waste within the cart.
- Toter durable organics carts are equipped with two smooth rubber wheels on a molded-in axle and two casters that make transporting waste easy.
- Rugged Rim technology and reinforced material in critical wear areas adds rigidity and extends the service life of our 2-wheel carts.

Commercial Internal Food Scrap Container Public Education and Distribution

CR&R's dedicated Sustainability Specialists alongside our Operational staff will distribute the containers with customized public education and outreach that highlights best practices for use. Additionally, a customized video will be created that is accessible via QR code or weblink that will demonstrate use and answer frequently asked questions.

Customers may request replacements to be delivered via emailing the dedicated Sustainability Specialist email address for Lake Forest or Laguna Hills or can place a request for a replacement via our Customer Service Department.

This Proposal Form 24 will become Attachment HH to the final Agreement.

ATTACHMENT JJ
Self-Certification Form for Yard Trimmings Recycling

Property Name:

Business Address:

Management Address:

Contact/Title:

Contact Phone: E-mail:

Instructions: Please confirm that the information provided in previous years is still correct. Please use the subsequent fields to explain any changes. This will be used to report your property's compliance status to the State and thus all information must be accurate and reflective of the activities happening on-site. Please complete and return this form by December 31, 2025. All fields below are required to complete.

It was previously reported by the hauler that your property's landscapers take Yard Trimmings. Please answer the following questions to help the City understand how your property disposes of Yard Trimmings.

Yard Trimmings materials being recycled include (check all that apply):

____ Wood waste
____ Grass clippings/leaves/weeds
____ None/Other - please explain: _____
_____

Our property <u>currently</u> recycles and/or disposes of Yard Trimmings as described:

____ On-site processing through chipping or composting, and re-use on site
____ Self-haul; we deliver Yard Trimmings to a compost, recycling or agricultural facility directly
____ Our landscape maintenance contractor delivers Yard Trimmings to a compost or recycling facility
____ Our Yard Trimmings is collected by the hauler.
____ None/Other - please describe: _____
_____

Green/wood waste is collected by the following haulers/landscapers:

1. _____
Business Name *City* *Phone #*

2. _____
Business Name *City* *Phone #*

Yard Trimmings is taken to the following locations for recycling or disposal (Must include):

3. _____
Business Name *City* *Phone #*

4. _____
Business Name *City* *Phone #*

_____ _____
Signature of person filling out this form Date

PROPOSAL FORM 32: PROPOSER'S PLAN TO COMPLY WITH CALIFORNIA AIR RESOURCES BOARD ADVANCED CLEAN FLEETS PROGRAM DURING TERM OF THE AGREEMENT

1. **Does the Proposer's fleet meet or exceed the 50 collection vehicle threshold to require a 100% ZEV fleet by 2042?**

Yes.

2. **If the Proposer operates a fleet of 50+ vehicles, what is the Proposer's plan to meet the 10% ZEV requirement by 2030? How many vehicles and fueling or charging stations would be needed to achieve this initial 10% ZEV milestone?**

CR&R has developed timelines for compliance with California's Advance Clean Fleets Program (ACF) based on the legislative requirements as written today. CR&R has agreed to the "milestones" compliance pathway with ACF which will require the procurement of over 100 zero-emissions vehicles by 2030, across Groups 1 through 3 as established by CR&R's total current vehicle count in operations. This plan is dependent on commercial availability, actual successful in-field vehicle operations (compared to manufacturer model specifications) and any legislative amendments enacted by California.

3. **If the Proposer operates a fleet of 50+ vehicles, what is the Proposer's plan to meet the 25% ZEV requirement by 2033? How many vehicles and fueling or charging stations would be needed to achieve this 25% electrification milestone?**

CR&R has developed timelines for compliance with California's Advance Clean Fleets Program (ACF) based on the legislative requirements as written today. CR&R has agreed to the "milestones" compliance pathway with ACF which will require the procurement of over 100 additional zero-emissions vehicles by 2033, across Groups 1 through 3 as established by CR&R's total current vehicle count in operations. This plan is dependent on commercial availability, actual successful in-field vehicle operations (compared to manufacturer model specifications) and any legislative amendments enacted by California.

This Proposal Form 32 will become Attachment KK to the final Agreement.

ATTACHMENT LL
City of Laguna Hills Bus Shelter and Bench Locations

(55) Bus Bench Locations
(56) Benches & trash receptacles

Alicia Parkway

1. 200 feet w/o Hon Ave.
2. 120 feet w/o Costeau St.
3. 120 feet w/o Wilkes Place
4. 220 feet w/o Paseo de Valencia
5. 750 feet w/o Via Lomas
6. 1960 feet w/o Via Lomas
7. 950 feet e/o Ramona
8. 100 feet e/o Aliso Hills
9. 200 feet e/o Paseo de Valencia
10. 120 feet e/o Wilkes Place
11. 120 feet e/o Costeau Street

Avenida de la Carlota

1. 200 feet s/o El Toro Road Cabot Road

Cabot Road

1. 3000 feet s/o La Paz Road
2. 120 feet s/o Nellie Gail Road
3. 2250 feet s/o Nellie Gail Road
4. 120 feet s/o Hitching Rail Road
5. 2000 feet n/o Paseo de Valencia

El Toro Road

1. 200 feet e/o Paseo de Valencia (**three benches and thee trash receptacles)**

La Paz Road

1. 120 feet e/o Paseo de Valencia
2. 150 feet e/o McIntyre Street
3. 120 feet w/o McIntyre Street

Laguna Hills Drive

1. 200 feet w/o Paseo de Valencia

Moulton Parkway

1. 150 feet s/o Lake Forest Dr.
2. 120 feet s/o Ridge Route Dr.
3. 120 feet s/o Glenwood Dr.
4. 1400 feet s/o Aliso Viejo Pkwy
5. 150 feet s/o Via Lomas
6. 200 feet s/o Alicia Parkway
7. 330 feet s/o Louisa
8. 200 feet s/o La Paz Road
9. 120 feet n/o Oso Parkway
10. 120 feet n/o La Paz Road
11. 120 feet n/o Mandeville
12. 250 feet n/o Alicia Parkway
13. 120 feet n/o Laguna Hills Dr.
14. 120 feet n/o Indian Hill Ln.
15. 120 feet n/o Indian Creek Ln.
16. 120 feet n/o Ridge Route Dr.
17. 120 feet n/o El Pacifico

Paseo de Valencia

1. 140 feet s/o El Toro Road
2. 120 feet s/o Calle de la Plata
3. 1750 feet s/o Calle de la Plata
4. 3385 feet s/o Via Estrada
5. 200 feet s/o Laguna Hills Dr.
6. 120 feet s/o Alicia Pkwy
7. 120 feet s/o Alisal Avenue
8. 120 feet s/o La Paz Rd.
9. 120 feet n/o La Paz Rd.
10. 200 feet n/o Ericson
11. 200 feet n/o Velasquez
12. 120 feet n/o Hillary Lane
13. 120 feet n/o Alicia Parkway
14. 120 feet n/o Stockport Street
15. 120 feet n/o Beckenham Street
16. 120 feet n/o Los Alisos Boulevard
17. 120 feet n/o Calle de la Plata

ATTACHMENT MM

NOT USED

ATTACHMENT NN
Projected New Developments

The following new development projects are anticipated to occur in the City of Laguna Hills:

<u>Village at Laguna Hills</u>:

The Village at Laguna Hills Project is a mixed-use urban village redevelopment project that will be located at 24100 Laguna Hills Mall (site of the former Laguna Hills Mall). Construction is anticipated to commence in May 2024 and is expected to continue beyond the initial 8-year Term of the Franchise Agreement. This approved Project includes a combination of high-density residential, retail, office, lodging, entertainment, and open space and recreation uses. Project implementation involves the following: demolition of the existing and remaining mall building, a few free-standing building pads, and various hardscape improvements; development of approximately 225,000 square feet of new retail building space to accommodate retail, services, restaurants, a health club, and a 50,000 square-foot, 1,200-seat theater; development of five multi-story residential buildings (one mixed-use retail/ residential building and four residential buildings) containing a total of up to 1,500 dwelling units and associated structured parking wrapped into the buildings; development of four, four-story commercial office buildings totaling approximately 465,000 square feet; development of a 100–150 room, five-story boutique hotel with ground-level retail space; development of a centralized Village Park; development of numerous vehicular access, circulation and parking improvements, including new driveways, private streets and drive aisles, parking lots/areas, and parking spaces along key streets; reconfiguration and enhancement of existing parking areas to remain; development of various site improvements that include the renovation of existing landscape areas and installation of new landscaping and pedestrian walkways and paths throughout the Subject Property; and removal, replacement and/or construction of utility systems necessary to support the Project.

The Village at Laguna Hills Mixed Use Project will involve the following development activities:

- Demolition of the remaining mall building and certain free-standing building pads that formerly housed the Sears auto repair center, and the existing Nordstrom Rack (which will be relocated on site), Just Tires, and Firestone buildings. The free-standing building pads housing BJ's Restaurant and Brew House, In-N-Out, and King's Fish House will remain. Demolition of various hardscape improvements and removal of landscaping throughout the Subject Property will be required.

- Development of up to approximately 225,000 square feet of new retail building area for a total of up to 250,000 square feet of retail at full Project buildout. The retail uses will be provided in key locations throughout the Subject Property, including free-standing building pads along the Subject Property boundary, internally as anchor buildings, or integrated into hotel and residential buildings establishing vertical mixed-use project components. The anticipated retail uses

consist of retail, services, restaurants, a health club, and a 50,000 square-foot/1,200-seat multi-screen movie theater. The total retail square footage includes retaining the existing BJ's Brewhouse, Kings Fish House, and In-n-Out restaurants.

- Development of up to five multi-story residential buildings (one mixed-use retail/ residential building and four residential buildings), increasing the previously approved 988 dwelling units to a total of up to 1,500 dwelling units, and associated structured parking.

- Development of up to four, four-story commercial office buildings totaling up to 465,000 square feet.

- Development of a 100-150-room upscale boutique, five-story hotel with ground-level retail space.

- Development of a +/- 2.6-acre centralized Village Park that will be privately owned, operated and maintained, but open to the public and Project residents, workers, and visitors. The Village Park will include a number of passive and active open space and recreation uses/areas, and various hardscape and landscape improvements.

- Development of numerous vehicular access, circulation and parking improvements, including new driveways, private streets and drive aisles, parking lots/areas, and parking spaces along key internal private streets. Proposed parking facilities also include two parking structures to be shared by the retail and office uses; a 5-story, 745-stall structure and a 4-story, 937-stall structure.

- Development of various site improvements that include installation of over 11 acres of new landscaping and nearly 6.5 miles of sidewalks and pedestrian walkways/paths throughout the Project.

- Subdivision of the Subject Property from 13 lots (existing) to 16 lots (proposed) to allow for the mix of uses and improvements.

- Removal, relocation, replacement and/or construction of new utility systems (water, sewer, storm drain, and other public utilities) necessary to support the Project.

For more information regarding this Project, a copy of the Village at Laguna Hills Mixed Use Project Development Agreement between the City of Laguna Hills and MGP Fund X Laguna Hills, LLC (Ordinance No. 2022-1; adopted March 22, 2022) is available for review from the Laguna Hills City Clerk upon request.

Number of Call Centers Operated by Proposer	One (1)
Location(s) of Call Center(s) that Will be Used to Field Customer Calls in Lake Forest and Laguna Hills	Our CR&R Customer Service Call Center is centrally located at the corporate headquarters in Stanton and will be used to field customer calls in Lake Forest and Laguna Hills.
Number of Cities the Proposed Call Center Currently Services	56 municipal contracts, including Cities, County Areas, and Service Districts
Aggregate Residential Population of All of the Cities Serviced by the Proposed Call Center	Approximately 3,100,000

	FTE Lake Forest	FTE Laguna Hills	Total FTE
Total Number of Customer Service **Representatives** at each Call Center and Number of Customer Service Representatives Allocated to the Cities (in FTE)	1.083	0.456	1.539
Total Number of Customer Service **Managers** at each Call Center and Number of Managers Allocated to the Cities (in FTE)	0.017	0.017	0.033
Total Number of Customer Service **Supervisors** at each Call Center and Number of Supervisors Allocated to the Cities (in FTE)	.069	.069	.138

Proposed Telephone System

Our CR&R Customer Service Call Center will continue to service the Cities of Lake Forest and Laguna Hills out of our **Orange County Call Center**. CR&R is able to meet all of the requirements of the Franchise Agreement. CR&R uses the NICE CXone Expert system, a cloud native system that optimizes City-specific information to improve the customer experience for each City we serve. This customization enhances the customer's ability to conduct effortless self-service, if preferred, for most callers.

Customers with complex needs, or who prefer to speak directly with a customer service representative (CSR) are able to access representatives more quickly. As a result, all customers have a much faster, easier and more successful customer service experience. Additional information regarding the NICE CXone Expert system is attached at the end of this Form 28.

CR&R Customer Service Team

Our Customer Service Staff are critical members of our service team, and their importance to the company is demonstrated by the location of the Customer Service Department, which is situated within the CR&R Corporate Office in Stanton, directly across from the Executive Team. Our Customer Service Team is available on regular collection days (Monday through Friday) from 8:00 a.m. until 5:00 p.m. and on Saturdays from 8:00 a.m. until 12:00 p.m. CR&R will have a local number available for Cities of Lake Forest and Laguna Hills as well as a toll-free number for customer service.

CR&R's Commitment to Our Customers

- ✓ Orange County-based call center.
- ✓ Multi-language customer service representatives.
- ✓ Ability to monitor all required metrics.
- ✓ Ability to monitor response time to complete a work order from time of request.
- ✓ Proven ability to provide accurate, City-specific information.
- ✓ Commitment to satisfy the customer at any cost.

CR&R CSR's celebrate Customer Service Week.

The CR&R Customer Service team is overseen and led by Elisa Bené, our Customer Service Manager. As Manager, Ms. Bené is responsible for policy development and deployment, employee training and development, and customer relations, ensuring effective and long-term problem resolution. Additionally, Ms. Bené is responsible for overseeing the customer service department and trains, mentors, and coaches our employees, ensuring the company delivers the highest level of customer service possible.

An attitude of respect and concern for our customer is the benchmark used to develop our customer service protocols. It is our shared commitment at CR&R and results in excellent customer feedback achieved in customer service satisfaction surveys. This passion for "**Excellence in Customer Service"** is a core value. Our Customer Service Department is managed with a pledge to **"Satisfy the Customer at any Cost."**

CR&R understands that customer service is of utmost importance to the Cities. When residents and businesses have a request regarding solid waste and recycling services, the CR&R Call Center serves as their first point of contact. Our team is committed to continue providing a timely response, accurate information, and reliable service to our City of Lake Forest and City of Laguna Hills customers.

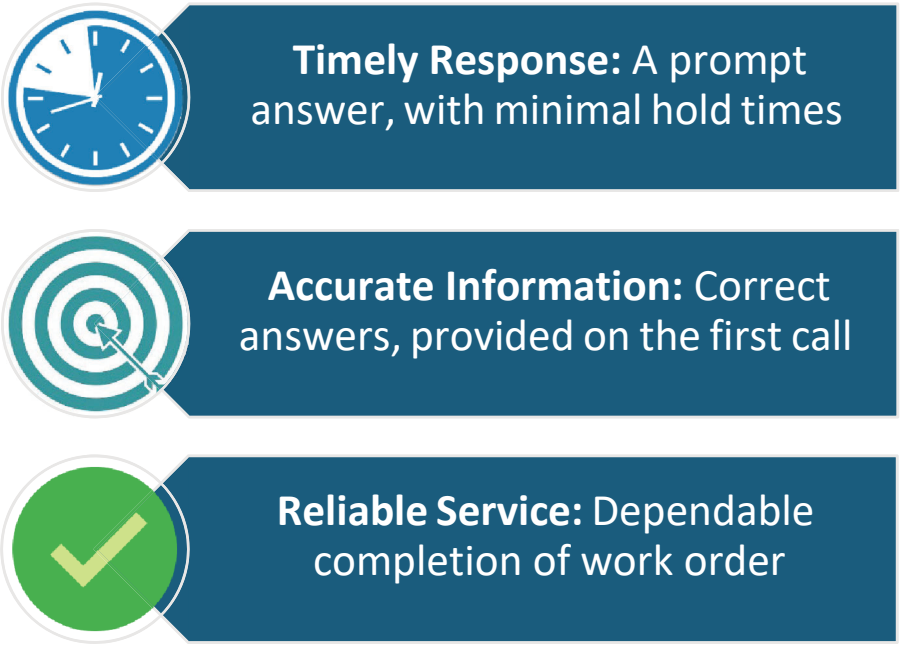

Each component of our customer service system and approach is designed to achieve these key objectives. Combined, this timely, accurate and reliable service facilitates our performance and enhances customer satisfaction. Additionally, effective customer service systems will result in decreased use of City staff time and resources. Customers can easily communicate with CR&R, and our system ensures accurate and reliable follow through by our Customer Service and Operations team, while minimizing the amount of time staff would need to follow up on hauler service issues.

JURISDICTION CLOUD-BASED LIBRARIES

Our Call Center uses Microsoft SharePoint as our electronic knowledge center to house information such as policies, rates, and procedure documentation which provides quick, easy, and controlled access for our CSR's. This same tool is used to store customer communications such as new customer brochures, billing inserts, flyers, marketing letters, and special events. Each CSR has dual monitors so that our CRM software and SharePoint library with the City-specific folder can be displayed simultaneously.

CR&R also can create detailed reports using the information stored in CR&R's Customer Relationship Management and Routing System. This information includes data such as route, container size, violations, type of service, street names, driver's name, etc. This data is readily accessible through electronic format and can be made available upon request by CR&R's contracted cities. Proper steps are taken to ensure the integrity of the Company's data systems. To protect this information from loss or corruption, all system data is updated at the end of each day onto a back-up system and stored in an off-site fireproof electronic safe and in the cloud.

Any information from our billing management or telephone system may be downloaded into Excel or Word documents for review by each City. All information tracking requests for service, missed collection, complaints, and billing inquiries are stored in real-time. Standard reports include a customer service list of accounts with service and billing information, complaint log, missed collection log, requests for additional service, and other valuable tracking information. Customized reports may be produced upon request by each City.

INFORMATION CATEGORIES

- Name, account number, service address, and billing location of each account.
- Service notes pertaining to specifics of a customer account, including the time and date of phone calls, items discussed during the phone conversations, and the CSR's who responded to the calls.
- Dates of bulky item pickups, missed pickups, and types of driver or CSR notifications.
- Container identification numbers linked to the service address where container was assigned.
- Customer billing history, type of service, and scheduled collection days.

Customer Service Software

CR&R is equipped with Soft-Pak, a premier, industry specific CRM software program which allows ease of operation by CSR's, operations, and management personnel. This real-time Windows-based system is used company-wide and provides current information allowing CSR's and operations personnel to respond quickly to requests for service. It also allows for the prompt resolution of customer concerns in a timely manner. These programs are fully integrated throughout the CR&R organization at all operating sites. In addition, we have custom software that applies City-specific business rules to changes and orders being entered to ensure accuracy.

Reliable Service

The Soft-Pak program allows Customer Service Representatives and Operations personnel to respond quickly to requests for service, promptly resolve complaints, and address the concerns in a timely manner.

Procedures

Communication and the use of technology are vital to resolving customer inquiries, requests, and complaints that may arise. As such our systems allow for communication between departments accurately and in real-time. Operations personnel, CSR's and Management may access account information with the most up to date service and note information. This system provides access to a multitude of information as it relates to CR&R's service and our customers.

For example, notes are added into the CRM system which automatically generates emails to the Operations team for research and to Customer Service with the answers. This process enables us to document each customer account with any issues and the resolutions while eliminating the need to also send manual emails to communicate those issues. Once the responses are received by Customer Service, the customer is contacted and provided with the update.

Real-time data is also provided through our On Board Computers (OBC) for our commercial and temporary services routes, with drivers using tablets to provide service updates which are

available in our CRM system as another tool for CSR's to reference. This data provides date and time the location of service by route and indicates if there was any reason service was not provided, such as a blocked bin.

Our goal is to address inquiries at the initial point of contact while the customer is on the phone. If research is needed, the CSR turns the issue over to a lead representative for resolution. When customers contact us with a request, the CSR's enter a work order into our CRM system to initiate the action that needs to be taken. This work order is used by Operations to perform the requested action and then routed to Data Entry to update the account with the service that has been requested and to close out the Work Order

WORK ORDER SYSTEM

The Work Order system is essential to daily operations at CR&R. All jobs performed by Operations are dispatched, tracked, and billed by Work Orders except for scheduled services. The following sections cover a brief and condensed outline of our Work Order System.

Work Order Flow

1. Service requested by customer.
2. Work Order created by CSR.
3. Dispatch prints/downloads Work Order.
4. Dispatch routes Work Order to driver.
5. Driver performs job and updates/returns Work Order to Dispatch.
6. Dispatch reviews and forwards the work orders to Data Entry.
7. Data Entry updates and posts all completed Work Orders.
8. If Driver does NOT complete the job, driver either.
    a. Returns Work Order to Dispatch for Rerouting.
    b. Returns Work Order to Dispatch with explanation of why job could not be completed.
    c. In each of these scenarios, the work order is noted, and customer service is notified to contact customer of change in service date.
9. Data Entry closes the Work Order.
10. Completed Work Order is filed by Data Entry.
11. Operations forwards incomplete Work Orders to Customer Service.
12. Customer Service contacts customer to reschedule job with new Work Order if needed.

The work order process is used for a variety of action related items such as requests for cart exchanges, bulky item collection, e-waste collection, report of missed collection, courtesy pickups, bin exchanges and other items requiring an operation action.

Complaint Resolution - Satisfy the Customer at Any Cost

At CR&R customer complaints receive the highest level of attention from customer service, operations, and management staff. Complaints are noted on the customer's account and sent to the responsible department by email. The department that receives the email also notes the customer's account with the action taken to resolve the complaint. Customers with unusual circumstances are always managed with consideration to meet their individual needs. Complaints and missed collections are reported weekly to management so that any unusual problems or trends can be identified, reviewed, and addressed. The Customer Service Manager and Director review and sign off the reports prior to sending it to senior management each week.

Quality Assurance Process

CR&R understands that the quality of our customer service program not only impacts residents and businesses, but also City staff. When we provide professional, courteous service that is accurate and dependable, customers do not feel the need to contact staff or officials with questions or concerns.

To ensure that our team of CSR's is providing the highest level of service, the Customer Service Manager and Leads conduct monitoring, which includes the following:

- Three monitoring/coaching sessions per month per agent.
- CSR's are expected to achieve a monthly score of 91% and above.
- Customer Service Leads rotate their monitoring team monthly.
- Customer Service Manager conduct the quarterly sessions.
- CSR's and Leads receive Quality Assurance Monitoring for on-going training process.
- Any CSR with a monthly score below 85% is placed on a Performance Improvement Action Plan.

CR&R Website

CR&R's website serves as an educational portal for all communities we service. The website, **www.crrinc.com**, is designed to offer a range of educational information for our customers including instructions on proper usage of containers and holiday schedules as well as the ability to contact customer service through emails. Emails received are routed and managed through the same Cisco CJP system. The website also provides the ability for customers to make a payment or set up recurring payment options and chat online to live customer service agents. In addition, CR&R has created on-line videos to inform customers about recycling and showcase the process needed to conserve resources. These videos are also accessible by QR codes and printed on our materials distributed for ease of access.

100% post-consumer recycled content

For each community we serve, CR&R provides a dedicated page providing information about services, cart reminders, what is acceptable in the carts, links to residential and commercial program guides for downloading as well as information about any unique jurisdictional programs such as hazardous waste events or sharps services. The community page also provides a link to the designated City page about environmental programs. CR&R's skilled informational technical staff ensures the site is continually updated and maintains its ease of use.

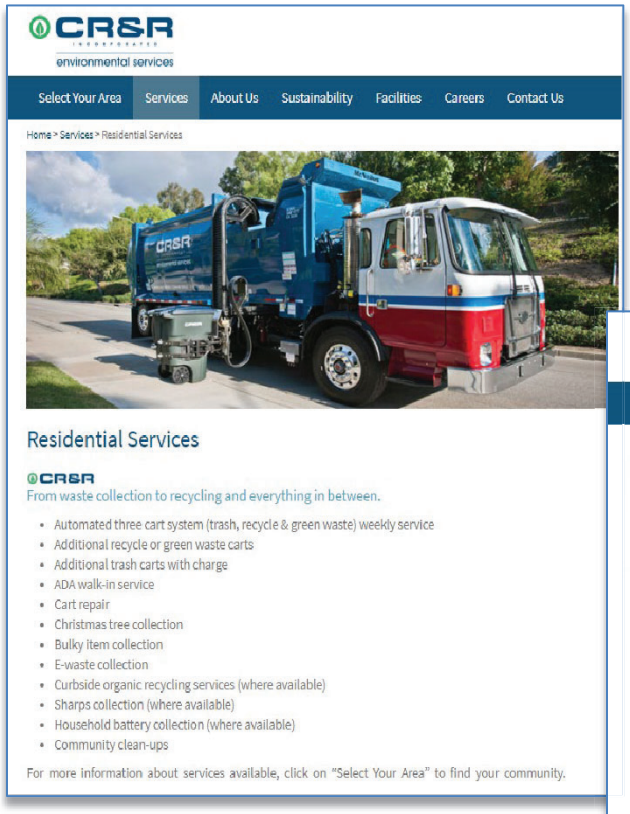

CR&R INCORPORATED environmental services

Select Your Area | Services | About Us | Sustainability | Facilities | Careers | Contact Us

Home > Services > Residential Services

Residential Services

CR&R
From waste collection to recycling and everything in between.

- Automated three cart system (trash, recycle & green waste) weekly service
- Additional recycle or green waste carts
- Additional trash carts with charge
- ADA walk-in service
- Cart repair
- Christmas tree collection
- Bulky item collection
- E-waste collection
- Curbside organic recycling services (where available)
- Sharps collection (where available)
- Household battery collection (where available)
- Community clean-ups

For more information about services available, click on "Select Your Area" to find your community.

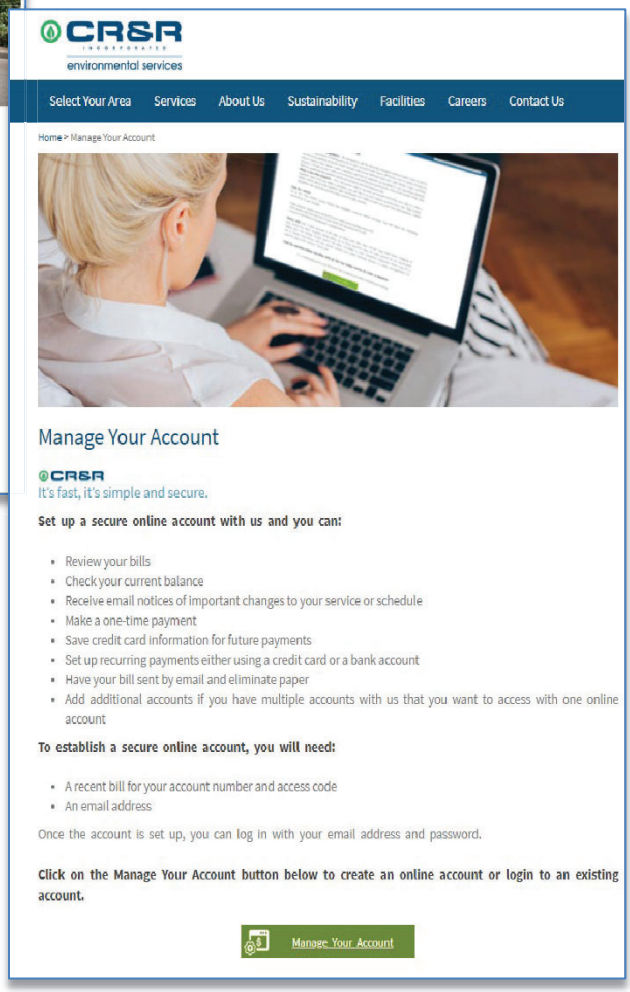

CR&R INCORPORATED environmental services

Select Your Area | Services | About Us | Sustainability | Facilities | Careers | Contact Us

Home > Manage Your Account

Manage Your Account

CR&R
It's fast, it's simple and secure.

Set up a secure online account with us and you can:

- Review your bills
- Check your current balance
- Receive email notices of important changes to your service or schedule
- Make a one-time payment
- Save credit card information for future payments
- Set up recurring payments either using a credit card or a bank account
- Have your bill sent by email and eliminate paper
- Add additional accounts if you have multiple accounts with us that you want to access with one online account

To establish a secure online account, you will need:

- A recent bill for your account number and access code
- An email address

Once the account is set up, you can log in with your email address and password.

Click on the Manage Your Account button below to create an online account or login to an existing account.

Manage Your Account

Monthly Reports

CR&R is able to fully comply with all reporting required in the Franchise Agreement, including average hold time for the month, number of abandoned calls, and other metrics. An example of our current monthly report template is shown below.

Start Time	Total Number of Calls	Total Number of Calls Answered	Longest Wait Time (seconds)	Average Wait Time (seconds)	
-	-	-	-	-	
Total Number of Calls Abandoned	% of Calls Abandoned	Average Abandon Time (s)	Abandoned Call <=5 secs	% Adjusted Abandoned Calls	
-	-	-	-	-	
Average Talk Time (s)	% Service Level	Working Days	Average Calls/ Day	FTE	Avg. Calls/ FTE
-	-	-	-	-	-

Data is available in real-time and allows for immediate adjustments to ensure customer service requirements are met. Daily, weekly and monthly reports can be generated to monitor and track key metrics. An example of the dashboard provided through CR&R's NICE CXone Expert system is shown in the graphic below.

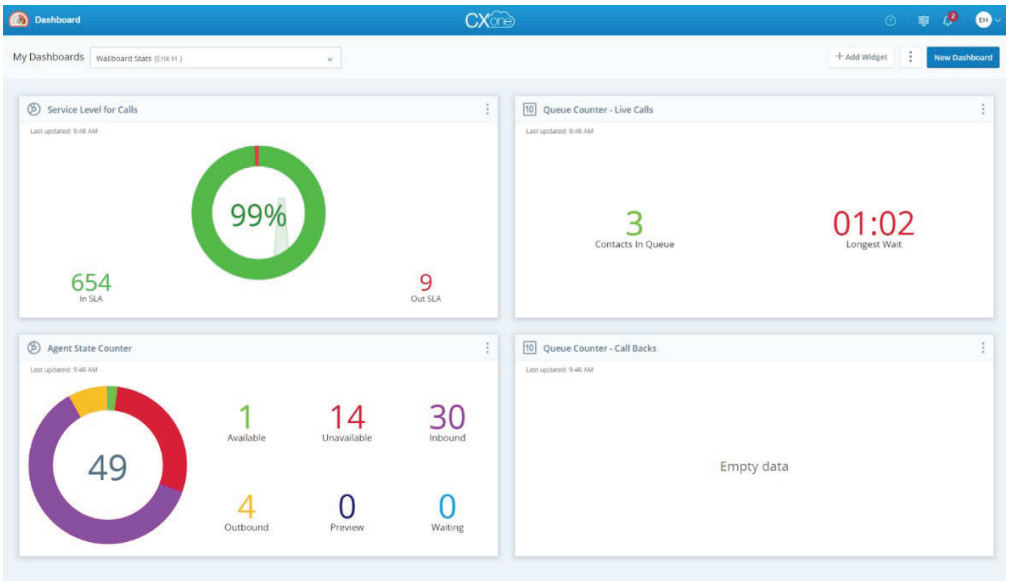

This Proposal Form 28 will become Attachment OO to the final Agreement.

CR&R INCORPORATED environmental services
100% post-consumer recycled content

NICE · CXone

Expert

Elevate customer experience with knowledge everywhere.

- Learn more
- Talk to a specialist
  1-866-965-7227
- Contact us

NICE CXone Expert is smart knowledge management that meets consumers at their point of need and makes the right self-service answers easy to find. As part of the CXone cloud native platform, Expert optimizes your organization's content to improve the customer journey with effortless self-service, starting at internet search and extending across web pages, bots, and digital channels.

Empower your customers with the most relevant content for self-service success and faster, more accurate agent-assisted answers without need for transfers and call-backs. Boost your brand engagement with the power of Expert knowledge for unrivaled experiences that make every customer journey a success.

BETTER SELF-SERVICE EXPERIENCE

Make your customers feel like experts

- Eliminate the frustration with today's self-service experience: Deliver knowledge and convenience to customers on their preferred channels and devices. Turn bots into smart AI-based agents.
- Deliver knowledge (or answers) on demand, in product or at their fingertips allows customers to self-solve or self-diagnose before reaching out to an agent.
- Create customers for life: Positive customer engagement with product (or service) leads to more successful product adoption. More adoption and less churn lead to more upsell and overall higher customer lifetime value (CLTV).
- Boost CX for less: Improve customer experience with self-service through low-cost automated channels vs. high-cost human channels.

THE TRUE START OF MOST JOURNEYS

Meet customers at their Internet search.

- Manage customer journeys where they really start and boost organic SEO: Accelerate indexing by search engines to serve up content quickly to customers in search.
- Deliver the content customers need no matter where they are (company website, Internet search, etc.), or what device they're using (mobile, desktop, etc.).
- Let customers decide when, where, and how: Bring low-effort self-service experiences to mobile devices and search engines, web and chatbots. Give customers an immediate, on-demand option so they don't need to call for help or waiting for an agent to help.

Extend knowledge wherever needed—from search engines, to CRMs, to web pages and bots—to ensure customers can find the answers they are seeking.

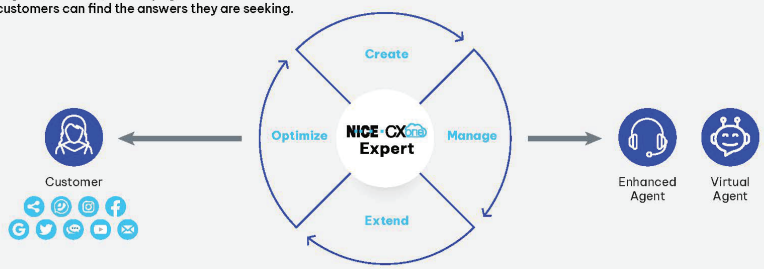

BENEFITS

- **Boost self-service success rates**: Engage customers with relevant product and service knowledge—right from their search
- **Improve CX and reduce customer effort** with a branded self-service experience
- **Improve first contact resolution rates**: Know more about what the customer has been searching for prior to even talking to them
- **Reduce costs through ticket deflection**: It's lower-cost, low-effort support that empowers customers to become product experts in their own right
- **Save time**: Rapid development of a self-service knowledge base or support site and always-current content that's available immediately are the building blocks of customer experience excellence

KEY FEATURES

- **Smart knowledge self-service** that makes the right self-service answers easy to find
- **Extend product and service knowledge and content** to all self-service experiences that customers turn to in moments of need—from search engines, social and digital channels, to chatbots, websites, and community forums
- **Unify existing product, service, and knowledge content** into one self-service experience
- **Enterprise scalability**: Built to support even the largest contact centers, Expert automatically scales up or down based on site traffic, content, and resource needs without impacting overall performance
- **Optimize customer experience based on actual user demand**: ID areas of opportunity for improvements to the customer journey, product, or service

Help Customers Find Answers

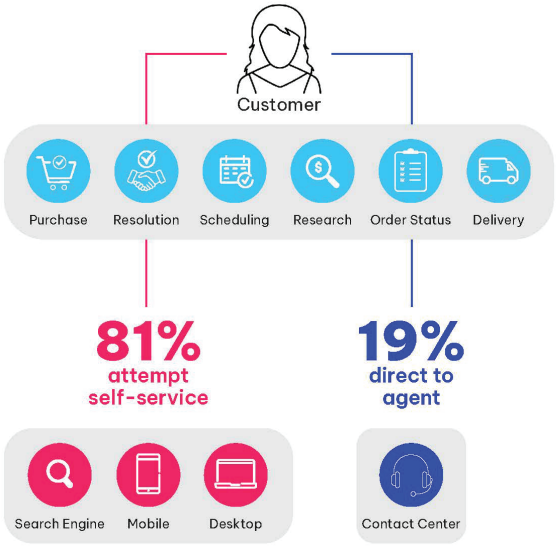

Help customers succeed at finding answers on their own, through the channel of their choice, whenever and wherever they may be.

FRUSTRATION OUT, KNOWLEDGE IN

Any channel, always available.

- Smart Knowledge Management self-service simplifies content for the contact center, making agents happy and customers happier. Structured content practices optimize site speed and performance for improved SEO ranking.
- Global knowledge: Provide one source of truth for agents and customers on all of your sites, brands, locales, languages, and product lines.
- Real-time capture and publishing: Create, manage, extend, and optimize knowledge that is immediately available to customers, agents and self-service bots.
- Optimize high-value content across channels and devices: Identify content gaps, inform product improvements, and map your knowledge management objectives to important business outcomes.

WHEN YOUR AGENTS SHINE, YOUR CUSTOMER EXPERIENCE DOES TOO

Keep agents two steps ahead.

- Reduce customer effort and frustration with well-equipped agents ready to assist your customers at the very first interaction. Customers don't have to repeat their problem and agents have more information which results in faster case resolution.
- Screen pops give agents the power to see what customers have searched for and seen prior to submitting a case, as well as suggested solutions based on the case subject line.
- Desktop integration: Extend your most important knowledge content right to the agents' workspace:
  - Contextual search based on ticket information
  - Customer context, including what they searched for and articles they've already viewed
  - Articles that have helped solve similar cases in the past

About NICE

With NICE (Nasdaq: NICE), it's never been easier for organizations of all sizes around the globe to create extraordinary customer experiences while meeting key business metrics. Featuring the world's #1 cloud native customer experience platform, CXone, NICE is a worldwide leader in AI-powered self-service and agent-assisted CX software for the contact center—and beyond. Over 25,000 organizations in more than 150 countries, including over 85 of the Fortune 100 companies, partner with NICE to transform—and elevate—every customer interaction.

www.nice.com

Waterfront Corporate Center III
221 River St, 10th & 11th Floors
Hoboken, New Jersey 07030

Visit nice.com

Contact us
www.nice.com/contact-us

Copyright © 2022, NICE Ltd. All rights reserved.

NICE
Make experiences flow

Desktop & Mobile

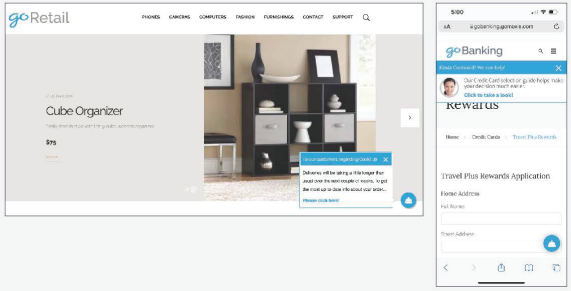

Engagement Mapper



Dashboard

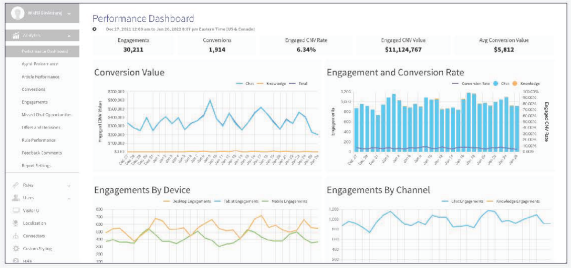

NO CODE SOLUTION BUILT FOR BUSINESS

- The patented Engagement Mapper enables business users to create engagement strategies without any assistance from IT. All you need to do is identify the customer struggle online and then, using a point and click interface, define the appropriate engagement to guide the customer through the struggle to a successful outcome.
- Mapped page elements and engagement rules can be re-used to engage customers across multiple web pages and even across multiple web properties to minimize effort and maximize portability. No coding skills or technical help needed!
- Engagement decisions can evaluate a wide assortment of criteria, including campaign data, journey data, page data, customer profile data, visit criteria, customer behavior including form elements, error messages triggered and even custom data from third-party systems of record.
- Publishing the rule deploys the engagement instantly at cloud scale across devices and mobile apps
- Integrated analytics give you near real-time insights into performance.

PERFORMANCE ANALYTICS

Integrated analytics highlight performance of engagement strategies within minutes of going live. Leverage A/B testing tools to evaluate the overall impact and use built-in analytics to slice and dice data by Rule, Device, Web Page, Articles, Agents, and a variety of other dimensions.

- Interactive dashboards display up to date KPIs (Key Performance Indicators) for snapshot views.
- Preconfigured reports detail engagements, conversions, conversion value, and uplift—the change in conversion value that occurs as result of the engagement.
- Performance-based reports evaluate agent performance, knowledge article performance and engagement rule performance.
- Cross-channel reports compare and combine Chat, Email and Knowledge channel performance.
- Cross-device reports demonstrate data specific to mobile, tablet and desktop users.
- Pipe data to feed in-house analytics and output in popular formats such as CSV.

About NICE

With NICE (Nasdaq: NICE), it's never been easier for organizations of all sizes around the globe to create extraordinary customer experiences while meeting key business metrics. Featuring the world's #1 cloud native customer experience platform, CXone, NICE is a worldwide leader in AI-powered self-service and agent-assisted CX software for the contact center—and beyond. Over 25,000 organizations in more than 150 countries, including over 85 of the Fortune 100 companies, partner with NICE to transform—and elevate—every customer interaction.

Waterfront Corporate Center III
221 River St, 10th & 11th Floors
Hoboken, New Jersey 07030

Visit nice.com

Contact us
www.nice.com/contact-us

Copyright © 2022, NICE Ltd. All rights reserved.

NICE Make experiences flow

NICE · CXone

CXone Guide

Real-time proactive guidance for web and in-app experiences

- Learn more
- Talk to a specialist 1-866-965-7227
- Contact us

CXone Guide provides proactive, contextual self-service guidance for Web and Mobile experiences. Guide removes friction along the digital customer journey by proactively delivering the right guidance at the right time. Guidance can be in the form of knowledge articles, bots and Intelligent Virtual Assistants (IVAs), or connect with an agent via chat or messaging.

Delivering the right information while the customer engages on web or mobile ensures they can get answers faster, where and when they need them, increasing conversions without consuming agent resources. CXone Guide is designed to be managed by business users without any involvement from IT.

CXone Guide has proven ROI with a Forrester Total Economic Impact study across customers highlighting a 701% ROI with a payback in less than three months.

PROACTIVE DIGITAL ENGAGEMENT

- CXone Guide engages customers proactively with the relevant and most appropriate offer of assistance which may be content from the knowledge base, a bot, an invitation to chat with a live agent, a hyperlink, or an offer to leave a message.
- CXone Guide is responsive and works across all form factors including mobile, tablet and desktop. Leverage the Guide Mobile SDK (Software Development Kit) to embed native functionality within iOS and Android apps.
- Digital engagement offers might be proactive or reactive. Reactive engagements are customer initiated while proactive engagements are automatically initiated by the platform based on business logic. Engagement channels include:
  - **Knowledge**: Automatically offers contextually relevant knowledge articles from CXone Expert delivered inline. Guide also allows customers to browse or search for additional content that might be relevant. This allows you to promote the content you created at the point of need with zero customer effort.
  - **Bot or Virtual Agent**: Proactively nudge the customer with contextually relevant offers to engage with a chatbot that can guide the customer through self-service.
  - **Live Chat**: Proactive chat enables your online agents to provide the same level of service as in-store representatives and assist visitors based on their behavior as they browse your site.
  - **Email**: Enables your visitors to send messages and ask questions so that representatives can respond in a timely manner.
  - **Hyperlink**: Redirect your customers to web pages that contain the answers they need.

KEY FEATURES

- Remove friction from the digital journey by proactively engaging customers across all devices
- Engage using knowledge articles, bots, chat/messaging, hyperlinks, or email
- Deploy Guide on your web site and on your mobile app in days. Zero code tools allow business users the flexibility to make updates without the need for IT involvement
- Analytics to understand performance and drive continuous optimization
- Mobile SDK allows native Guide functionality within iOS and Android apps. Choose from a preconfigured package or build your own experience

BENEFITS

- Increase customer acquisition and conversion rates by up to 6% points while increasing transaction value between 50% and 100% by providing struggling customers with answers proactively
- Reduce contact volume by 30% by proactively delivering answers to customers before they need to call or chat with customer service
- Increase self-service by up to 89% by proactively delivering contextually relevant content
- Business flexibility and agility tools that allow for constant iteration without any coding or IT assistance

City of Laguna Hills
City Council / Planning Agency
Staff Report

Date: December 9, 2025
To: Mayor and Council Members
From: Greg Simonian, City Attorney
Issue: Fifth Public Hearing and Second Reading and Adoption of Ordinance No.2025-7 Adding Sections 2-04.090 and 2-04.100 to Chapter 2-04 (City Council) of Title 2 (Administration and Personnel) of the Laguna Hills Municipal Code Implementing By-District Elections of Council Members from Five Council Districts

Recommendation: That the City Council:

1. Receive staff presentation and report;

2. Conduct the fifth public hearing necessary for continuing the process to transition to by-district elections;

3. Close the public hearing;

4. Discuss and deliberate;

5. Approve Second Reading and Adopt Ordinance No.2025-7, entitled: “An Ordinance of the City Council of the City of Laguna Hills, California, Adding Sections 2-04.090 and 2-04.100 to Chapter 2-04 (City Council) of Title 2 (Administration and Personnel) of the Laguna Hills Municipal Code Implementing By-District Elections of Council Members from Five Council Districts.”; and

6. Direct City staff and City’s retained demographer, National Demographics Corporation, to issue and post the Elections Code Section 21130(f) report, attached hereto, within 21-days of Council adoption of the final election district boundaries.

Background and Discussion:

At the November 18, 2025 City Council special meeting, the City Council conducted a fourth public hearing, closed the public hearing, and then selected final Council District Map No. 108, determined the sequencing for district elections, and introduced for first reading, read by title only, and waived further reading of Ordinance No. 2025-7.

This Ordinance adds Sections 2-04.090 and 2-04.100 to Chapter 2-04 of Title 2 of the Laguna Hills Municipal Code to establish "by-district" elections of council members from five electoral districts. The Ordinance requires that the five members of the City Council be elected by the voters of each of the five districts. The Ordinance further establishes the boundary lines for each of the five districts along with the sequence of elections such that three districts (Council Districts 1, 2, and 4) will be elected at the regular municipal election to be held in November 2026 and two districts (Council Districts 3 and 5) will be elected at the regular municipal election to be held in November 2028, pursuant to Government Code Section 34886.

Conclusion:

Based on the direction given and the action taken by the City Council following the conclusion of the fourth public hearing on November 18, 2025, it is now in order for the City Council to conduct the fifth and final public hearing and to adopt Ordinance No. 2025-7.

Attachments:

1. Proposed Ordinance Implementing By-District Elections of Council Members from Five Council Districts
2. November 18, 2025 Staff Report for First Reading of an Ordinance Implementing By-District Elections, Including Attachments
3. Elections Code Section 21130(f) Report

ORDINANCE NO. 2025-7

AN ORDINANCE OF THE CITY COUNCIL OF THE CITY OF LAGUNA HILLS, CALIFORNIA, ADDING SECTIONS 2-04.090 AND 2-04.100 TO CHAPTER 2-04 (CITY COUNCIL) OF TITLE 2 (ADMINISTRATION AND PERSONNEL) OF THE LAGUNA HILLS MUNICIPAL CODE IMPLEMENTING BY-DISTRICT ELECTIONS OF COUNCIL MEMBERS FROM FIVE COUNCIL DISTRICTS

WHEREAS, members of the City Council of the City of Laguna Hills are currently elected in at-large elections, in which each of the five Councilmembers is elected by voters of the entire City, and the City Council elects one council member to serve as Mayor each year; and

WHEREAS, the City Council has determined that it is in the best interest of the City to shift from its current at-large election system to a by-district election system where the five Councilmembers reside within a designated district boundary and is elected only by the voters in that district; and

WHEREAS, notwithstanding the determination to transition to a district-based election system, the City Council finds that the City is best served by Councilmembers who govern in the best interests of the entire community and not just the specific district from which the Councilmember is elected; and

WHEREAS, on September 23, 2025, the City Council adopted Resolution No. 2025-09-23-2 declaring the City's intention to transition from at-large to district-based elections pursuant to California Elections Code Section 10010(e)(3)(A); and

WHEREAS, the City retained an expert demographer to assist the City with the process of analyzing the City's population, developing draft district maps consistent with the California Voting Rights Act and the Federal Voting Rights Act, implement a community participation plan to gather public input from residents, and to facilitate the development of preliminary district map proposals; and

WHEREAS, the City will complete the districting process on or before December 9, 2025; and

WHEREAS, in accordance with California Government Code Section 34886, the City Council hereby declares that the change in the method of electing members of the City Council of the City of Laguna Hills made by this Ordinance is in furtherance of the purposes of the California Voting Rights Act of 2001 (Chapter 1.5 (commencing with Section 14025) of Division 14 of the Elections Code) and to implement the guarantees of Section 7 of Article I and Section 2 of Article II of the California Constitution; and

WHEREAS, the purpose of this Ordinance is to enact, pursuant to Government Code Section 34886, an ordinance providing for the election of Members of the City Council of the City of Laguna Hills by-districts in five single-member districts as set forth in Exhibit "A", which is attached to this Ordinance.

NOW, THEREFORE, THE CITY COUNCIL OF THE CITY OF LAGUNA HILLS, CALIFORNIA, DOES HEREBY ORDAIN AS FOLLOWS:

SECTION 1. Section 2-04.090 is hereby added to Chapter 2-04 (City Council) of Title 2 (Administration and Personnel) of the Laguna Hills Municipal Code to read as follows:

2-04.090 Qualifications of the Members of the City Council.

Beginning with the November 2026 general municipal election, a person elected as a member of the City Council shall be a resident of his or her respective Council District created by Section 2-04.100 (as may be subsequently reapportioned as provided by applicable law) and shall be nominated and elected only by the voters of his or her respective Council District. A person is not eligible to hold office as Council Member unless he or she is at the time of seeking nomination or appointment to office an elector of the City, residing in the District from which he or she is elected or appointed. If, during his or her term of office he or she moves his or her place of residence outside of the District boundaries or ceases to be an elector of the City, his or her office shall immediately become vacant. However, no Council Member shall be deemed to have moved outside of his or her District as a result of District boundary changes which may occur during his or her term of office, and such Council Member shall continue to serve until his or her term is complete or the office otherwise becomes vacant.

SECTION 2. Section 2-04.100 is hereby added to Chapter 2-04 (City Council) of Title 2 (Administration and Personnel) of the Laguna Hills Municipal Code to read as follows:

2-04.100 Council Districts.

A. Council District Boundaries. Beginning with the November 2026 general municipal election, the City Council shall consist of five members elected by-districts for terms of four years each. Descriptions of the boundaries for each of the five Council Districts and their numbering are as shown on Exhibit "A" attached to the ordinance codifying this section along with a map entitled "City of Laguna Hills Council Districts Map," a copy of which shall be on file in the City Clerk's office.

B. Transition to Council Districts.

1. Nothing herein shall affect the terms of office of the five members of the City Council in office at the time the ordinance codifying this section establishing district elections takes effect, who shall continue in office until their respective terms expire and until their successors

are elected and qualified. Vacancy and recall proceedings, if any, of such City Council members serving the remainder of an at-large elected term, and an appointment or election of a successor to such City Council Member to complete that term, shall be considered or conducted at-large in accordance with applicable law.

2. Council Members shall be elected in Council Districts 1, 2 and 4 at the general municipal election in November 2026 and at the general municipal election every four years thereafter. Council Members shall be elected in Council Districts 3 and 5 at the general municipal election in November 2028 and at the general municipal election every four years thereafter.

C. Future Redistricting.

1. Future adjustments to the boundaries of the Districts established herein shall be made in accordance with federal and state law applicable to general law cities, including, but not limited to, the provision of California Elections Code §§ 21600 et seq., as it may be amended from time to time, requiring the adjustments of the boundaries of any or all of the Districts following each decennial federal census.

2. Pursuant to Elections Code § 21606, the term of office of any Council Member who has been elected and whose term of office has not expired shall not be affected by any change in the boundaries of the District from which he or she was elected, whether or not that Council Member is a resident within the boundaries of the District as adjusted. At the first election for Council following adjustment of the boundaries of the District, a person meeting the requirements of Government Code § 34882 shall be elected to the City Council for each District under the readjusted District plan that has the same District number as a District whose incumbent's term on the Council is due to expire.

D. Annexations. At the time of any annexation of territory to the City, the City Council shall designate, by resolution adopted by a vote of at least a majority of the City Council, the contiguous District or Districts to which the annexed territory shall be a part and shall amend the District boundaries if necessary in accordance with Elections Code § 21603, as it may be amended.

SECTION 3. Publication; Effective Date. The City Clerk shall certify to the adoption of this Ordinance and cause the same to be posted at the duly designated posting places within the City and published once within fifteen days after passage and adoption as may be required by law; or, in the alternative, the City Clerk may cause to be published a summary of this Ordinance and a certified copy of the text of this Ordinance shall be posted in the Office of the City Clerk five days prior to the date of adoption of this Ordinance; and, within fifteen days after adoption, the City Clerk shall cause to be

published, the aforementioned summary and shall post a certified copy of this Ordinance, together with the vote for and against the same, in the Office of the City Clerk. This Ordinance shall take effect 30 days after its adoption.

SECTION 4. Severability. If any section, subsection, subdivision, sentence, clause, phrase, word, or portion of this Ordinance is, for any reason, held to be invalid or unconstitutional by the decision of any court of competent jurisdiction, such decision shall not affect the validity of the remaining portions of this Ordinance. The City Council hereby declares that it would have adopted this Ordinance and each section, subsection, subdivision, sentence, clause, phrase, word, or portion thereof, irrespective of the fact that any one or more sections, subsections, subdivisions, sentences, clauses, phrases, words or portions thereof be declared invalid or unconstitutional.

PASSED, APPROVED, AND ADOPTED this 9th day of December 2025.

_____
, MAYOR

ATTEST:

_____
JENNIFER LEE, CITY CLERK

STATE OF CALIFORNIA)
COUNTY OF ORANGE) ss
CITY OF LAGUNA HILLS)

I, Jennifer Lee, City Clerk of the City of Laguna Hills, California, DO HEREBY CERTIFY that the foregoing Ordinance No. 2025-7 was duly introduced and placed upon its first reading at a Regular Meeting of the City Council on the 18th day of November 2025, and that thereafter, said Ordinance was duly adopted and passed at a Regular Meeting of the City Council held on the 9th day of December 2025, by the following vote, to wit:

AYES:

NOES:

ABSENT:

ABSTAIN:

(SEAL)

_____
JENNIFER LEE, CITY CLERK

STATE OF CALIFORNIA)
COUNTY OF ORANGE) ss
CITY OF LAGUNA HILLS)

AFFIDAVIT OF POSTING
AND PUBLICATION

JENNIFER LEE, being first duly sworn, deposes and says:

That she is the duly appointed and qualified City Clerk of the City of Laguna Hills;

That in compliance with State Laws of the State of California, ORDINANCE NO. 2025-7, being:

> AN ORDINANCE OF THE CITY COUNCIL OF THE CITY OF LAGUNA HILLS, CALIFORNIA, ADDING SECTIONS 2-04.090 AND 2-04.100 TO CHAPTER 2-04 (CITY COUNCIL) OF TITLE 2 (ADMINISTRATION AND PERSONNEL) OF THE LAGUNA HILLS MUNICIPAL CODE IMPLEMENTING BY-DISTRICT ELECTIONS OF COUNCIL MEMBERS FROM FIVE COUNCIL DISTRICTS

on the 27th day of November 2025, and on the 18th day of December 2025, was published in summary in the Saddleback Valley News; and was, in compliance with City Resolution No. 2025-09-23-1, by the 21st day of November 2025, and the 12th day of December 2025, caused to be posted in three places in the City of Laguna Hills, to wit:

Laguna Hills City Hall
Laguna Hills Community Center
Knotty Pine Park

_____
JENNIFER LEE, CITY CLERK
Laguna Hills, California

EXHIBIT "A"

CITY OF LAGUNA HILLS COUNCIL DISTRICT MAP

Implementation of By-District Elections of Council Members from Five Single-Member Districts, Establishing Boundary Lines Therefor

The City of Laguna Hills Council District Map No. 108 is Attached, and a copy shall be kept on file in the Office of the City Clerk

City of Laguna Hills Districting 2025 Map 108

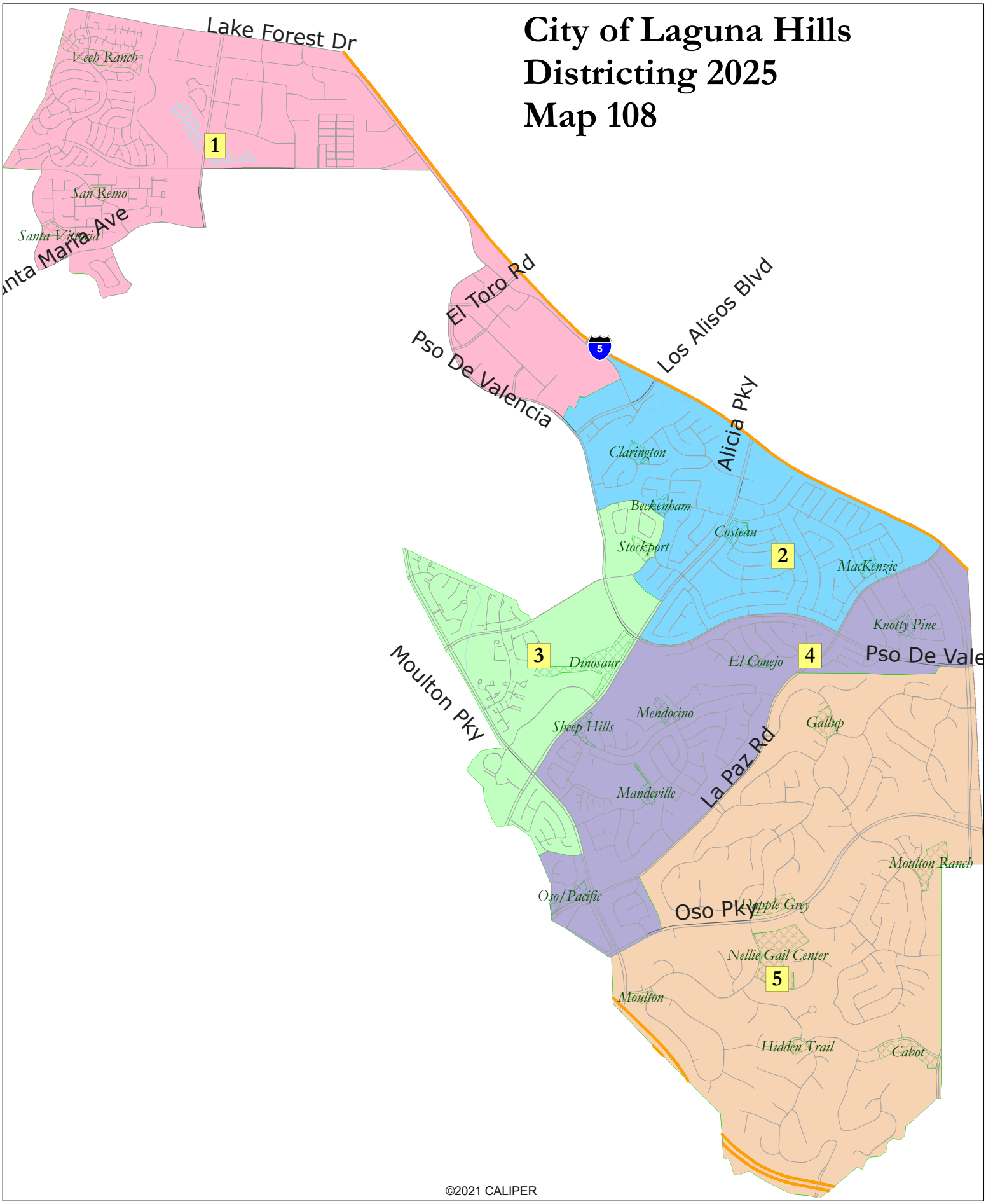

City of Laguna Hills
City Council / Planning Agency
Staff Report

Date: November 18, 2025
To: Mayor and Council Members
From: Greg Simonian, City Attorney
Issue: Fourth Public Hearing to Consider Composition of Districts for Continuing the Process to Transition to By-District Elections

Recommendation: That the City Council:

1. Receive districting public participation presentation prepared by the City's retained expert demographer National Demographics Corporation;

2. Conduct the fourth public hearing necessary for continuing the process to transition to by-district elections, review and consider input regarding the composition of districts from interested members of the public, review districting process to date, and consider all draft maps timely submitted;

3. Provide direction regarding selection of a final map;

4. Provide direction regarding the sequencing of district elections; and

5. Introduce for first reading, read by title only, and waive further reading of an Ordinance entitled, "An Ordinance of the City Council of the City of Laguna Hills, California, Adding Sections 2-04.090 and 2-04.100 to Chapter 2-04 (City Council) of Title 2 (Administration And Personnel) of the Laguna Hills Municipal Code Implementing By-District Elections of Council Members from Five Council Districts."

Background:

Since incorporating as a city in 1991, members of the City Council of the City of Laguna Hills have been elected by the at-large method of election rather than the by-district election system; the at-large method of election is one in which the voters of the entire jurisdiction elect the members to the governing body; the by-district method of election is a method of electing members to the governing body of a political subdivision in which the candidate must reside within an election district that is a divisible part of the political subdivision and is elected only by the voters residing within that election district.

In 2002, the State Legislature enacted the California Voting Rights Act ("CVRA"), modifying burden of proof requirements contained in the federal Voting Rights Act of 1965 to make it much easier for plaintiffs to challenge the at-large system of elections for cities. The CVRA prohibits a public agency from using at-large elections if it impairs the ability of a protected class, as defined, to elect candidates of its choice or otherwise influence the outcome of an election. The CVRA includes the imposition of district-based elections by a court as a remedy to violations of the Act, and requires the public agency to pay all legal and court fees should the plaintiff prevail in court.

In a letter received by the City Clerk on June 20, 2023, Michelle R. Jackson, an attorney representing an undisclosed registered voter and resident of the City of Laguna Hills, alleged that the City's at-large elections system violates the CVRA because it results in "racially polarized voting" that dilutes the impact of Latino voters. The 2023 letter demanded that the City voluntarily change its at-large system for electing City Council members to a district-based system to avoid litigation. The initial demand letter failed to identify the name of the Prospective Plaintiff and contained no direct evidence of any racially polarized voting prepared by a qualified demographer. Despite repeated requests, attorney Michelle Jackson refused to identify the name of the Prospective Plaintiff.

On August 28, 2025, the City Clerk received a follow-up letter from attorney Michelle R. Jackson, dated August 25, 2025, wherein Ms. Jackson referenced her initial June 20, 2023 letter and renewed her demand that the City voluntarily change from the current at-large election system to by-district elections. In her August 25, 2025 renewed demand letter, attorney Michelle Jackson identified for the first time the Prospective Plaintiff as being the "Voter Equality Association" and "Arthur Sanchez," a registered voter in the City, and provided the City with some additional information regarding her assertion that the City's at-large election system violates the California Voting Rights Act; however, once again failing to provide any direct evidence of racially polarized

voting prepared by a qualified demographer. In her August 25, 2025 renewed demand letter, Ms. Jackson once again demanded that the City voluntarily change to by-district elections and threatened litigation should the City fail to voluntarily change to by-district elections.

In response to Ms. Jackson's renewed CVRA claim, and after identifying the name of the Prospective Plaintiff, the City Council adopted a Resolution of Intent to Transition to By-District Elections at its September 23, 2025 regular meeting, in advance of the October 15, 2025 deadline imposed by Ms. Jackson, in order to avoid costly litigation. Adoption of a district-based system of elections will not affect the current terms of office for any currently seated City Council Members, who are permitted by law to serve until the expiration of their current terms.

Discussion:

Public Review Process and Schedule for Transitioning to Districts

Before adopting district-based elections, the City must prepare a draft map or maps for public review and consideration; however, pursuant to State law, before drawing any maps, the City was required to first hold at least two public hearings over a period of no more than 30 days for the purpose of allowing interested members of the public the opportunity to provide input regarding the composition of the districts. The first public hearing was held on October 7, 2025. The second of the two "pre-map" public hearings was conducted on October 14, 2025. The actual map drawing process by the City began after the completion of the first two public hearings. Additionally, the City held its first community workshop on October 15, 2025, where members of the public were provided information on the districting process, were invited to participate in the map drawing process, and were invited to provide input on the composition of the districts.

Following closure of the second public hearing, and based on the recommendation of National Demographics Corporation (NDC), the City's retained expert demographer, the City Council directed that draft maps be presented for public review and comment at two subsequent public hearings (i.e., at public hearings three and four). Draft maps must be presented for public review and comment during public hearings three and four. Pursuant to State law, the third and fourth public hearings must be conducted within 45 days of each other.

Interested members of the public were provided with an opportunity to submit draft maps prior to the first October 17, 2025 deadline for community maps in order to be considered by the City Council at the third public hearing on October 28, 2025. The

proposed draft maps are required to be provided for the public's review at least seven days prior to the third and fourth public hearings. As such, the draft maps for the Council's consideration during the October 28, 2025 third public hearing were posted on the City's website on October 21, 2025, in accordance with state law.

A second community workshop was noticed and conducted at 6:00 p.m. on November 6, 2025, where members of the public were once again provided information on the districting process and the public's ability to comment on draft map submissions. About 20 community members participated in a lively discussion about the draft maps.

The final deadline for any additional draft map submissions from members of the community was 5:00 p.m., Friday, November 7, 2025. Six new maps were submitted for consideration, including five new submissions from members of the community, in addition to the revised map requested by the Council on October 28. Draft maps for the Council's consideration during the November 18, 2025 fourth public hearing were posted on the City's website on November 11, 2025, seven days prior to the hearing, in accordance with state law.

The fourth public hearing for the Council to consider the proposed draft maps and to select the final map, as well as to make a final determination regarding the sequencing of district elections, including the introduction and first reading of an Ordinance Implementing By-District Elections, has been scheduled for November 18, 2025. A copy of NDC's districting presentation for this fourth public hearing is attached hereto (**Attachment "1"**).

Draft Maps

The City's retained demographic consultant, National Demographics Corporation (NDC), prepared three draft maps for the Council's consideration during the third public hearing on October 28, 2025, and one Community of Interest submission had been timely received from interested members of the public. This submission was previously analyzed and reviewed by NDC.

The Community of Interest submission presented during the third public hearing on October 28, 2025 was not a full map and cannot be adopted as-is, but was nevertheless given the same treatment by the consultant. It identified an area centered on MacKenzie and Knotty Pine Parks between Paseo de Valencia, Alicia Parkway and the City border. The area comprises about 80% of a district and was used by the consultant in preparing Maps 101, 102, and 103.

Although the City has the option of establishing viable map options for both five-districts, and four-districts plus a directly elected at-large mayor, following the conclusion of the third public hearing on October 28, 2025, the City Council decided against the four-district plus a directly elected at-large mayor option; therefore, no four-district Ordinance has been prepared for Council consideration since that option was eliminated per prior Council direction.

Additionally, following the conclusion of the third public hearing on October 28, 2025, the City Council provided comments and feedback to the consultant regarding draft Maps 101, 102, and 103 presented. Map 102 was identified as a focus map. District 1 on draft Maps 101, 102, and 103 was identified as an area for potential anticipated future development and population growth. The consultant was also requested to explore the possibility of making some refinements and adjustments to draft Map 102 to better address certain criteria concerning communities of interest, geographical contiguity, geographical compactness, streets and roadways, and respecting local neighborhoods.

A summary of the population deviation for each of the full draft maps presented during this fourth public hearing is set forth in the table below.

Proposal Number	Number of Districts	Deviation (must be under 10%)
Map 101	5	9.1%
Map 102	5	6.7%
Map 103	5	8.7%
New Maps		
Map 104	5	8.9%
Map 105	4	14.8% (does not meet legal requirements)
Map 106	5	9.3%
Map 107	5	9.3%
Map 108	5	9.3%
Map 109	5	7.3%
Communities of Interest		
Community of Interest A	1	n/a

In addition to being population balanced and contiguous, the final map to be selected by the Council during this fourth public hearing and adopted must comply with the other federal and state requirements that were discussed at the first three public hearings (compliance with the California Voting Rights Act and the Federal Voting Rights Act;

avoiding racial gerrymandering; avoiding divisions of neighborhoods and communities of interest; following major visible features such as roads and rivers; and being compact). These other criteria are more subjective and less conducive to a simple yes/no analysis or simple summary table. Copies of all of the proposed draft maps that were timely submitted prior to the 5:00 p.m. November 7, 2025 deadline, including the Community of Interest submission, with accompanying demographic analysis and population breakdown, are attached hereto (**Attachment "2"**).

The purpose of this fourth public hearing is for the City Council to conduct another public hearing in order to receive community input regarding the composition of districts, further review and consider all of the draft maps timely submitted, narrow the list of viable maps, identify a preferred map that is appropriate for the City, and for the Council to select the final map and to determine the sequencing of elections.

At the time of final map selection and adoption, the City Council will also need to determine the sequencing of the district elections, which means that the Council will need to decide which districts will have elections on which election dates. Examples of district elections sequencing were previously presented to the Council during the third public hearing for review. The City Council will ultimately select the final sequence of district elections upon selection of the final map during this fourth public hearing.

Final map selection and the sequencing of elections determination are scheduled to be made by the Council following the fourth public hearing on November 18, 2025, including the introduction and first reading of an Ordinance Implementing By-District Elections. After the Council makes the final map selection and decides the sequencing of the elections, the Council will then vote to introduce and conduct a first reading of a proposed Ordinance implementing by-district elections. A copy of a proposed Ordinance Implementing By-District Elections of Council Members from Five Council Districts is attached hereto (**Attachment "3"**).

Final map and the sequencing of elections are scheduled to be adopted by the City Council during the upcoming fifth public hearing on December 9, 2025, which includes the second reading and adoption of the Ordinance Implementing By-District Elections.

The process of transitioning to by-district elections concludes with the second reading and Council adoption of the Ordinance following the final public hearing on December 9, 2025.

Interested members of the public are encouraged to continue to provide input via email to the City Clerk at jlee@lagunahillsca.gov.

Districting information is featured on the City's website at the following official City web address: https://www.lagunahillsca.gov/districting. In addition, the City's website has been populated with information about public participation and also provides answers to frequently asked districting questions.

Conclusion:

The creation and approval of voting district maps is intended to be a transparent, interactive public process. Voting district maps must be prepared in compliance with certain State and Federal requirements; therefore, the use of qualified expert demographer is required. Of import is Elections Code Section 10010(b), which provides that, in determining the sequence of the district elections, the city council shall give special consideration to the purposes of the CVRA and it shall take into consideration the preferences expressed by members of the districts. The districting process must also include consideration of the following criteria when drawing district maps:
1) geographically contiguous; 2) undivided neighborhoods and "communities of interest"; 3) easily identifiable boundaries/ natural geographic boundaries;
4) compactness; and 5) all voting districts be as nearly equal in population as possible. Finally, federal caselaw prohibits drawing districts with race as a predominate factor.

Attachments:

1. Draft Map Presentation, Prepared by National Demographics Corporation
2. Draft Maps and Communities of Interest
3. Proposed Ordinance Implementing By-District Elections of Council Members from Five Council Districts

NDC
National Demographics Corporation

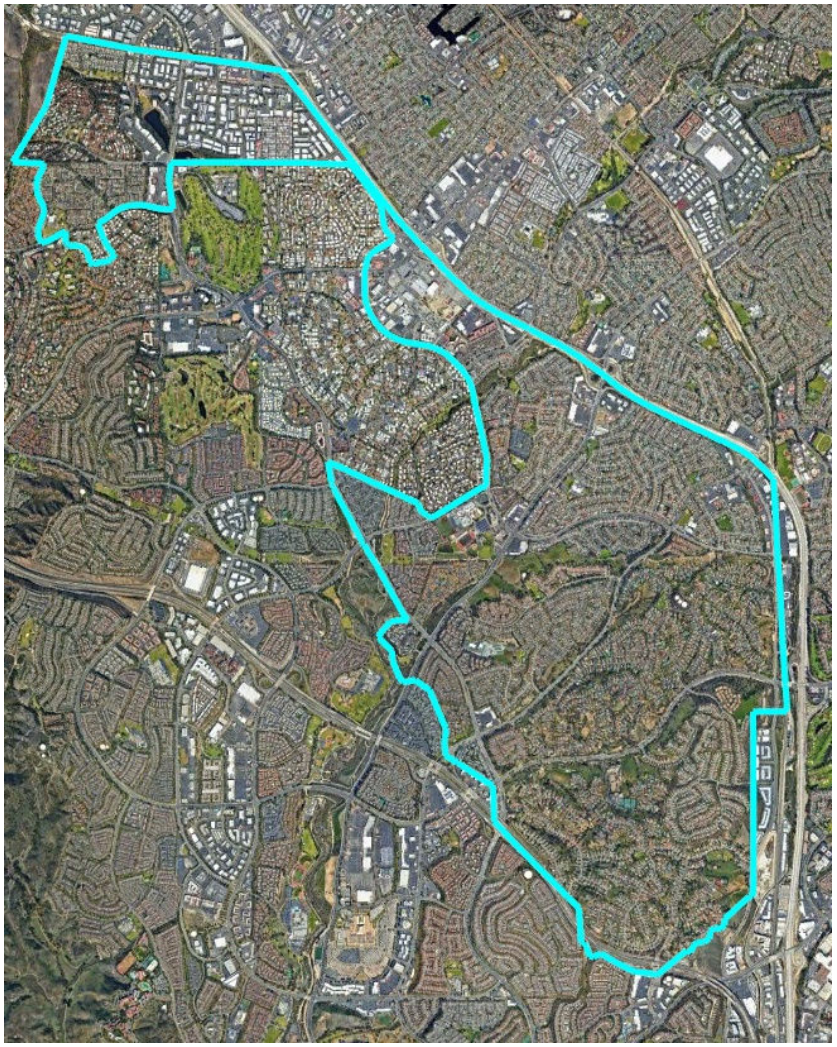

City of Laguna Hills
Draft Map Presentation

November 18, 2025

Dr. Justin Levitt, Vice-President
National Demographics Corporation

Districting Process 1

Step	Description
Two Initial Hearings October 7 & 14, 2025	Held prior to release of draft maps. Education and to solicit input on the composition of districts.
Community Workshop October 15, 2025	Education and to solicit input on the composition of districts.
First Deadline for Community Maps October 17, 2025	Maps must be in by 5 pm Last day to receive maps for processing for the October 28th Public Hearing
Release draft maps October 21, 2025	Maps must be posted at least 7 days prior to 3rd hearing.
Third hearing on the draft maps October 28, 2025	First of two meetings to discuss and revise the draft maps and to discuss the election sequence.
Community Workshop November 6, 2025	6 pm at the Laguna Hills Community Center Community opportunity to discuss draft maps

Districting Process 2

Step	Description
Second Deadline for Community Maps November 7, 2025	Maps must be in by 5 pm Last day to receive maps for processing for the November 18th Public Hearing
Release revised maps November 11, 2025	Maps must be posted at least 7 days prior to 4th hearing.
Fourth hearing on the draft maps November 18, 2025	Public Hearing on the draft maps, then selection of the map and sequence of elections. Followed by introduction of ordinance.
Map Adoption December 9, 2025	Second reading of ordinance adopting map and sequence of elections.
First election November 3, 2026	First elections in new districts in 2026 & 2028

Districting Rules and Goals

1. Federal Laws

Equal Population

Federal Voting Rights Act

No Racial Gerrymandering

2. California Criteria

In prioritized order:

1. **Geographically contiguous**
2. **Avoid division of neighborhoods and "communities of interest"**
   (Socio-economic geographic areas that should be kept together)
3. **Easily identifiable boundaries**
4. **Compact**
   (Do not bypass one group of people to get to a more distant group of people)

2. California Prohibition

"Shall not adopt election district boundaries for the purpose of favoring or discriminating against an incumbent, political candidate, or political party."

3. Other Traditional Redistricting Principles

Future population growth

Draft Maps

All maps are also available on the Interactive Web Viewer

Community of Interest Map A

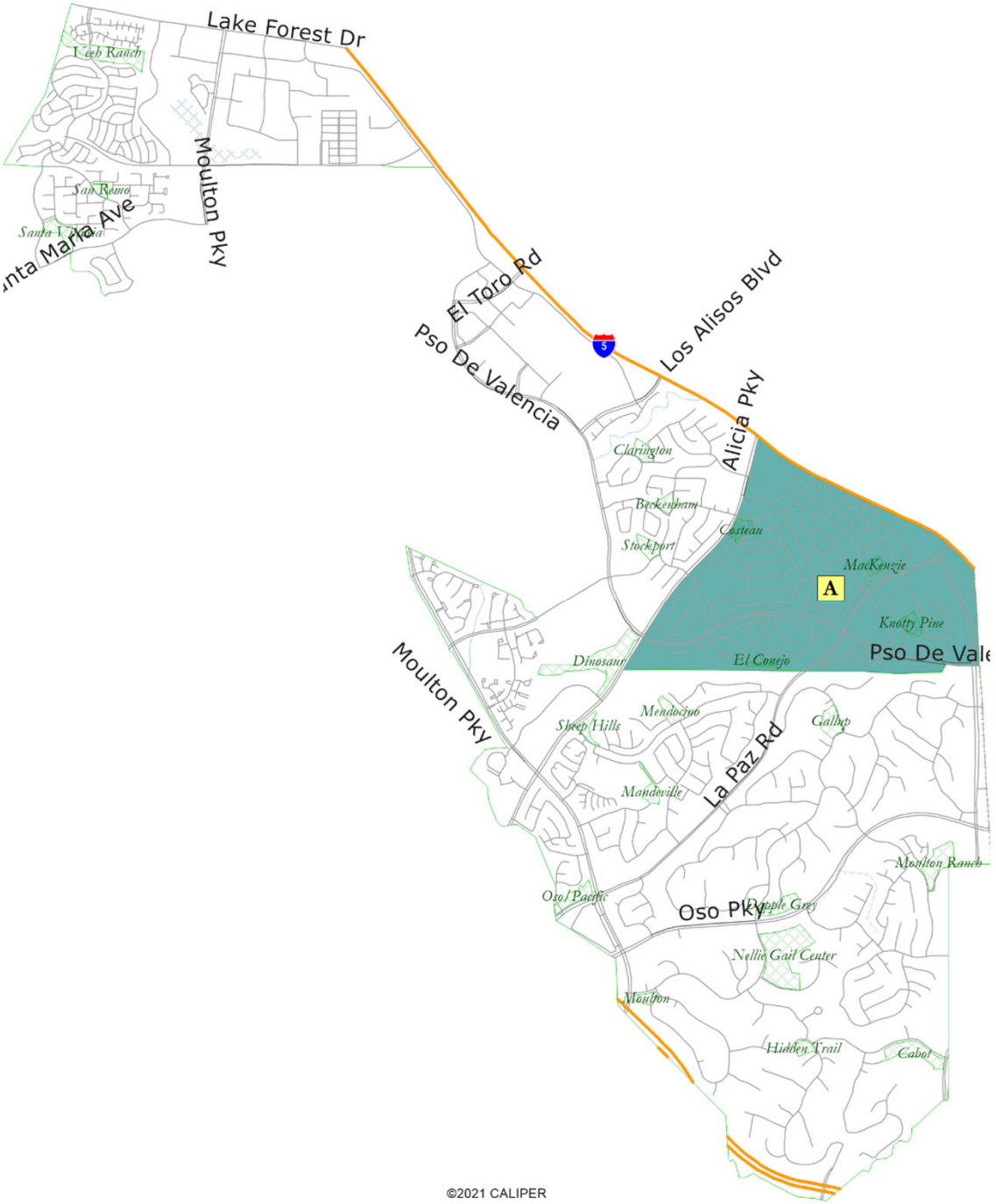

Map 101

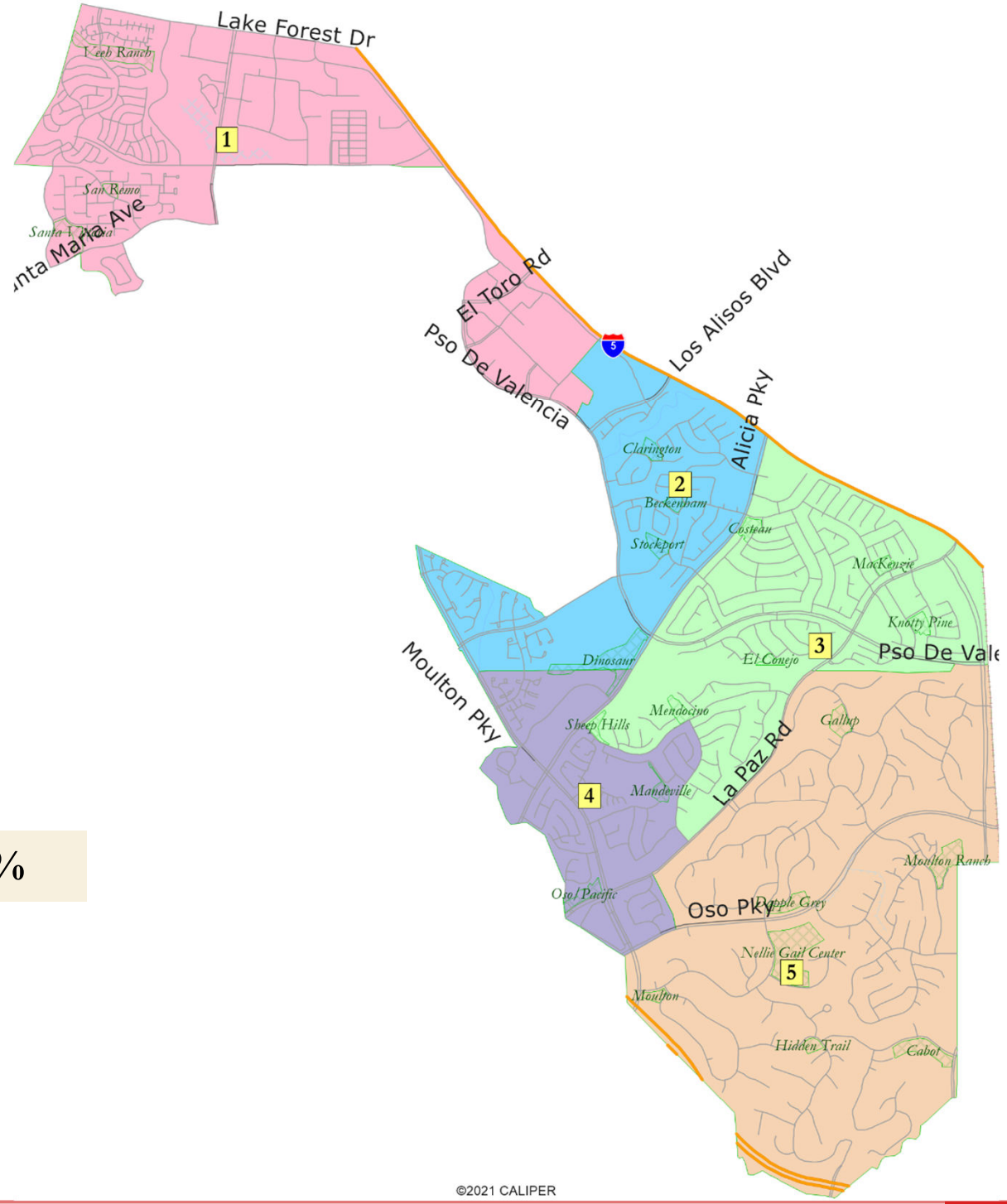

Population Deviation: 9.1%

Map 102

Population Deviation: 6.7%

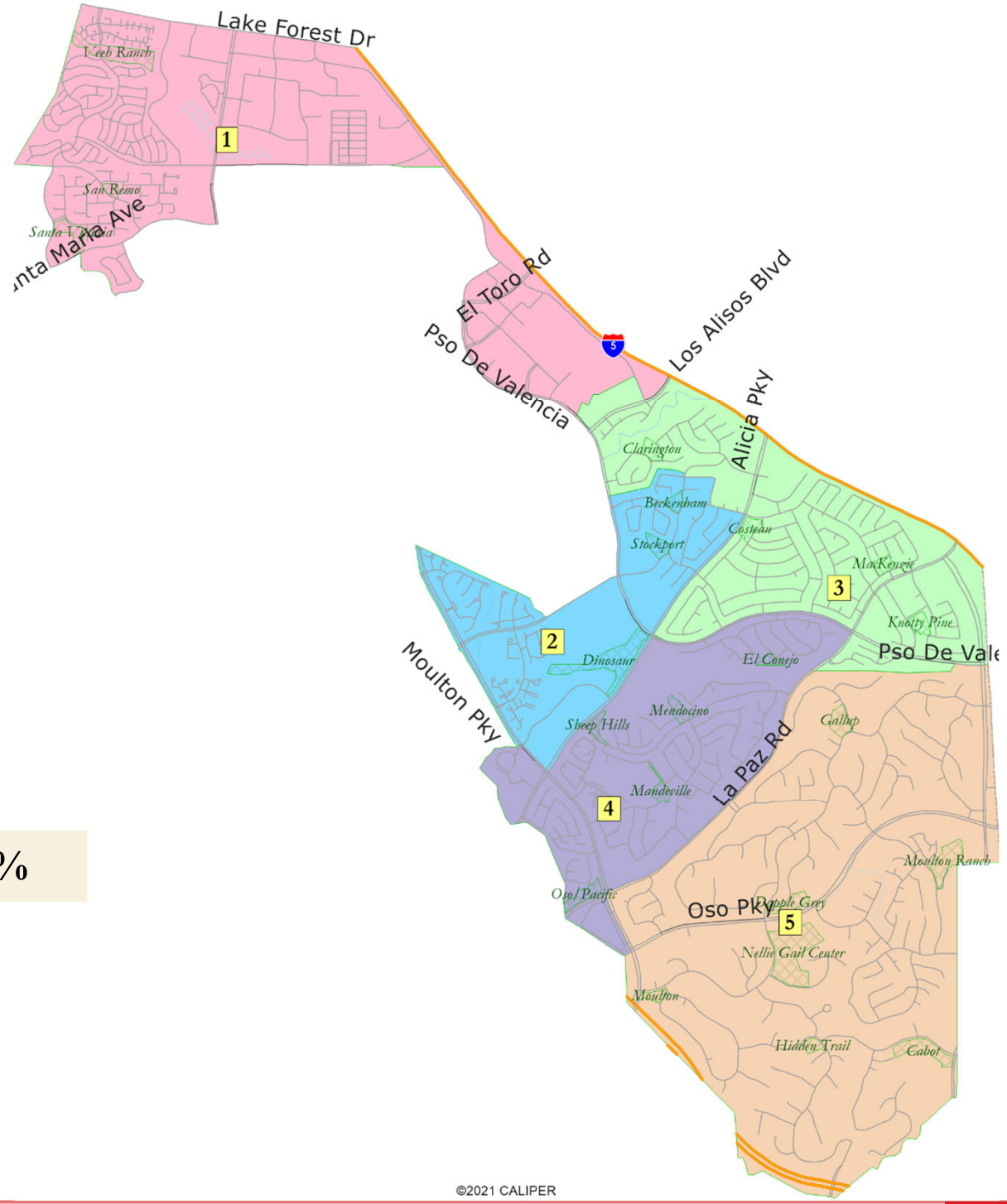

Map 103

Population Deviation: 8.7%

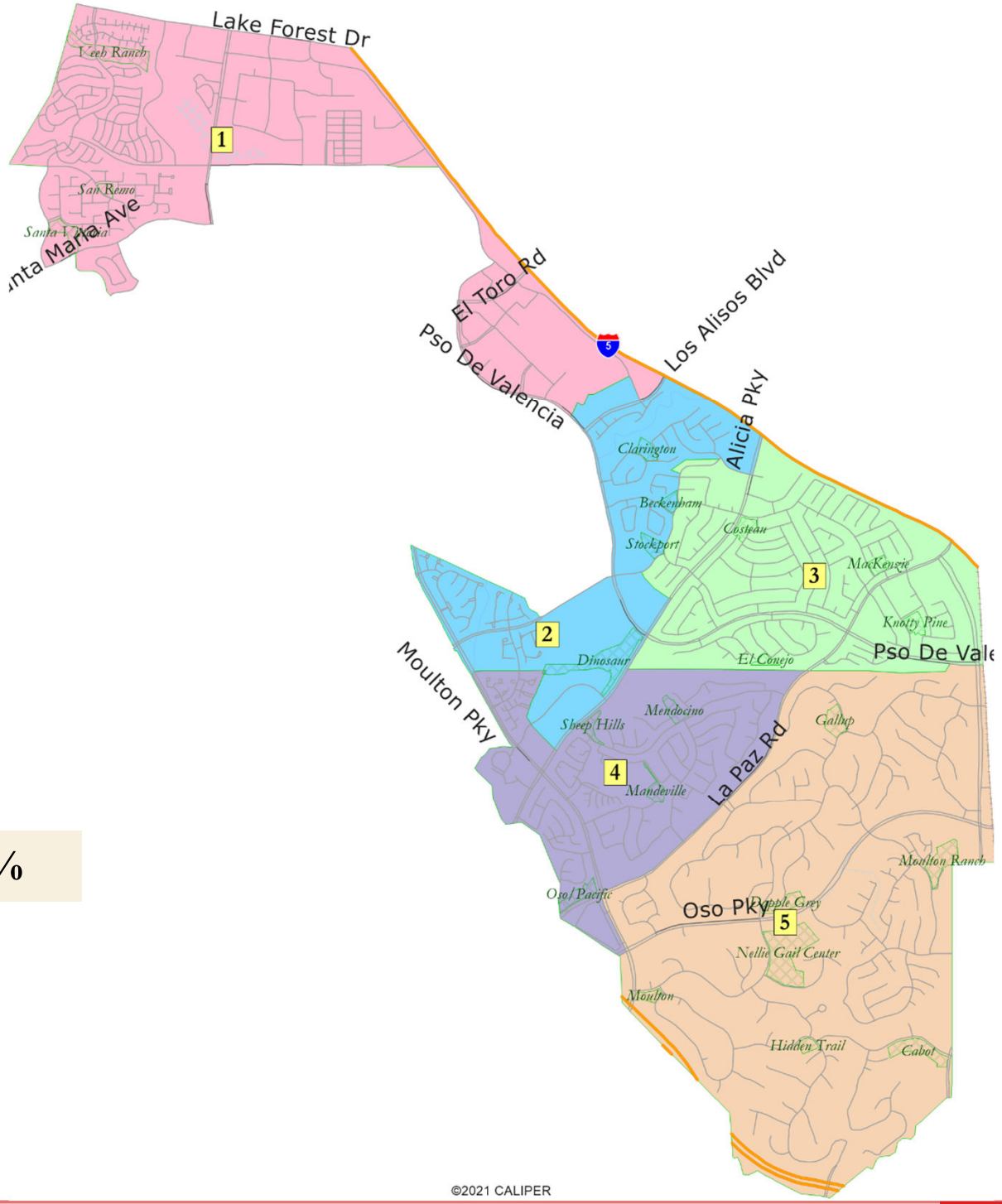

Map 104

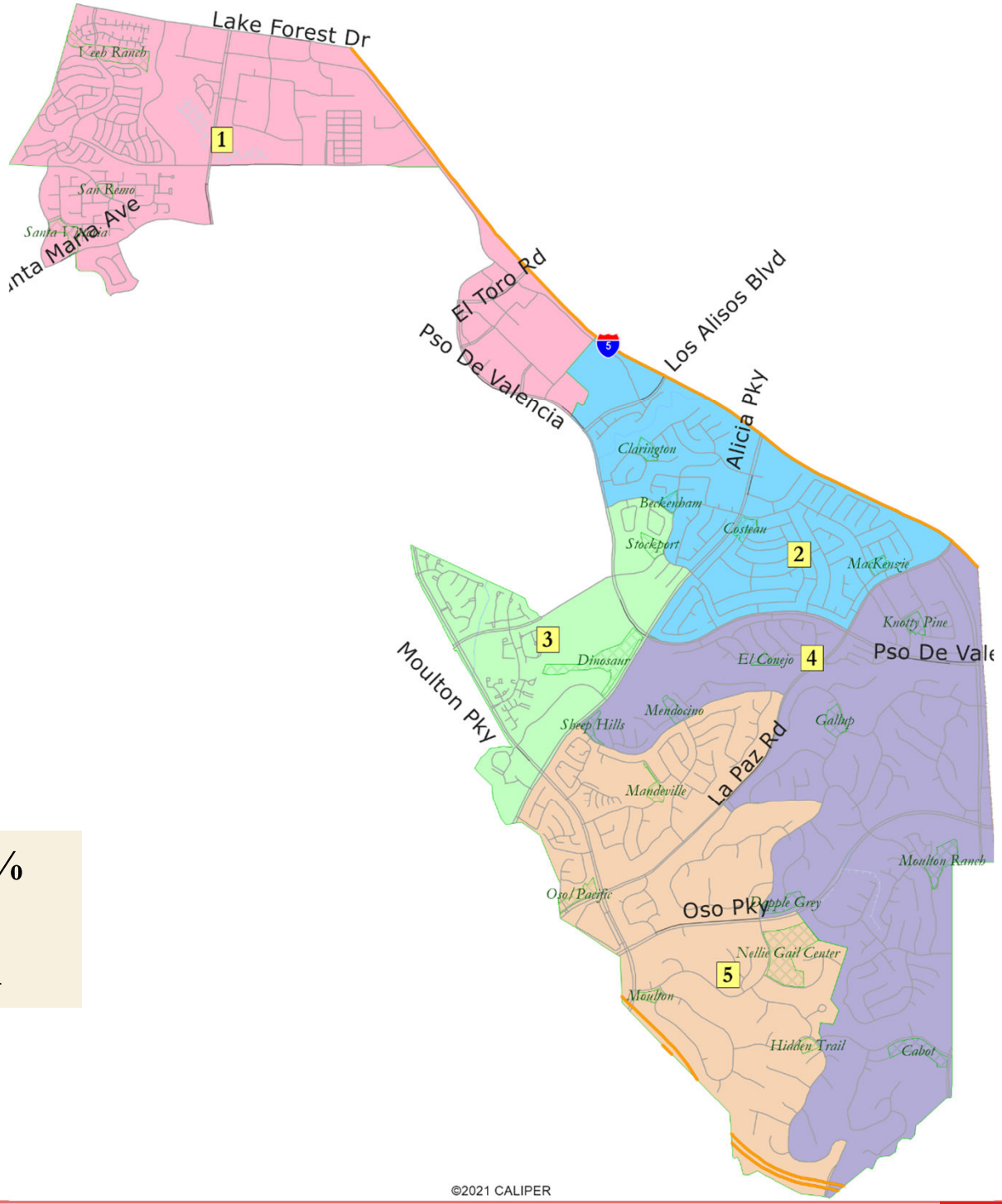

Population Deviation: 8.9%

Divides Nellie Gail Ranch

Map 105

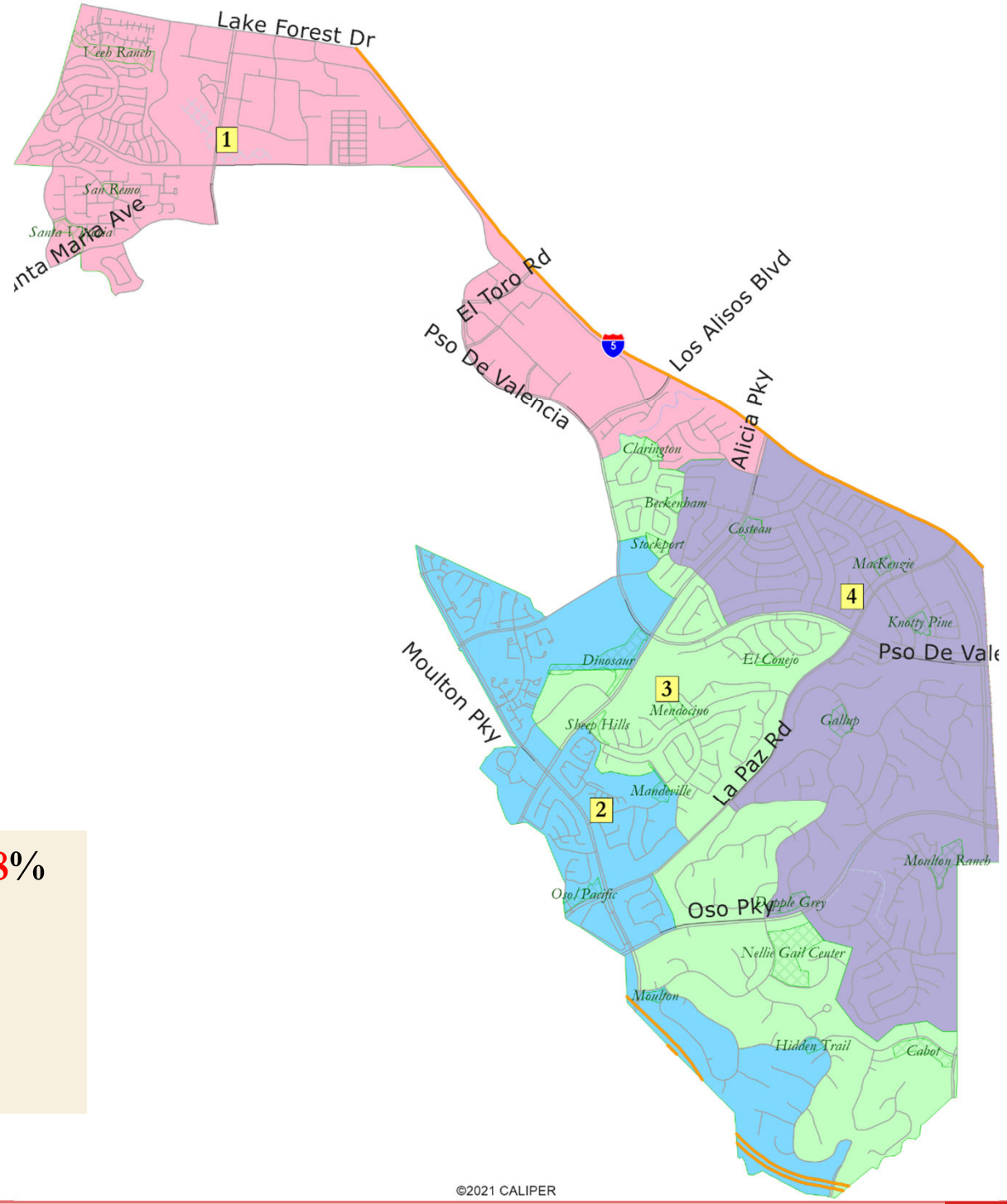

Population Deviation: 14.8%

Four-district map

Not legally compliant

Map 106

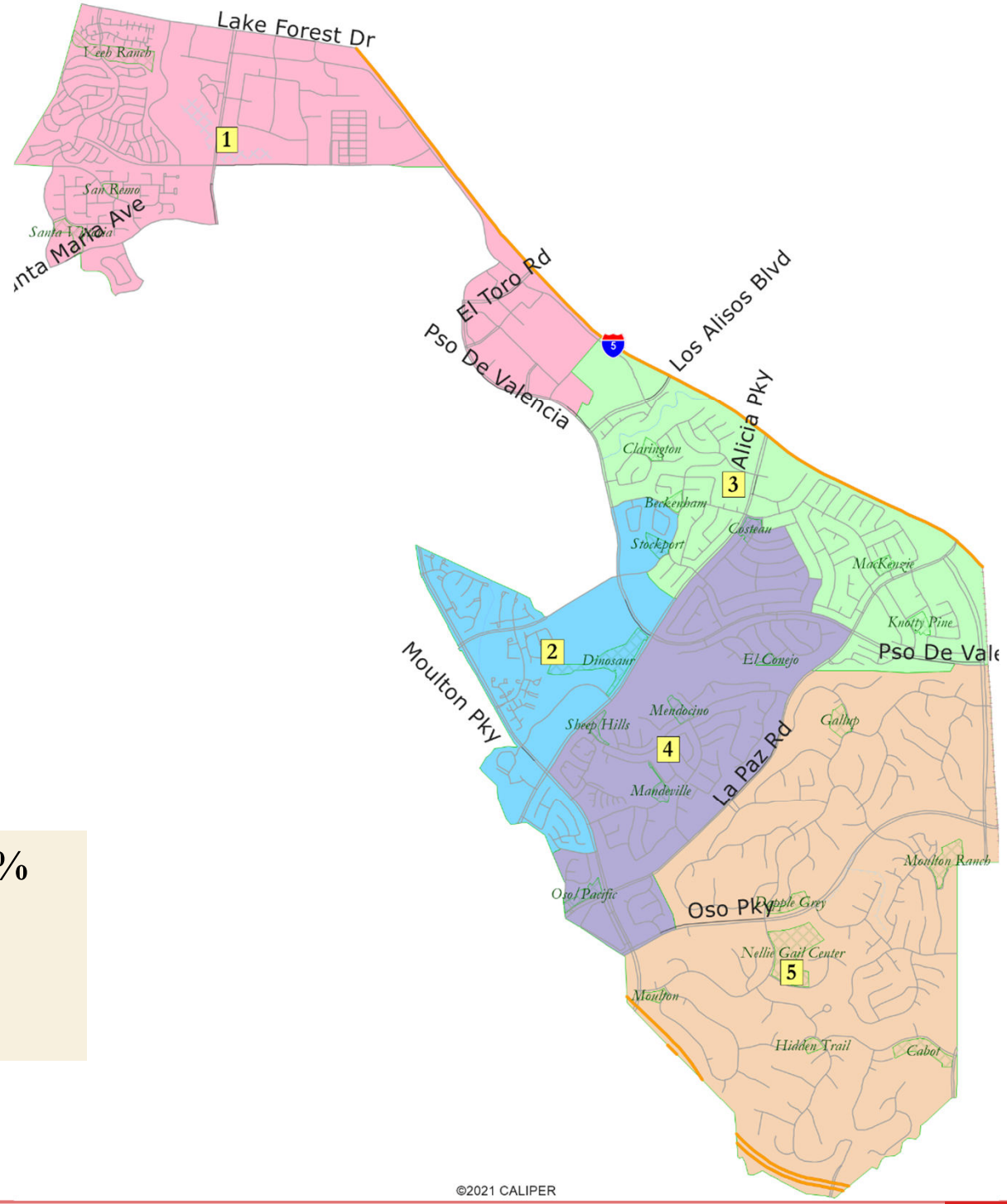

Population Deviation: 9.3%

Requested by Council – modification of Map 102

Map 107

Population Deviation: 9.3%

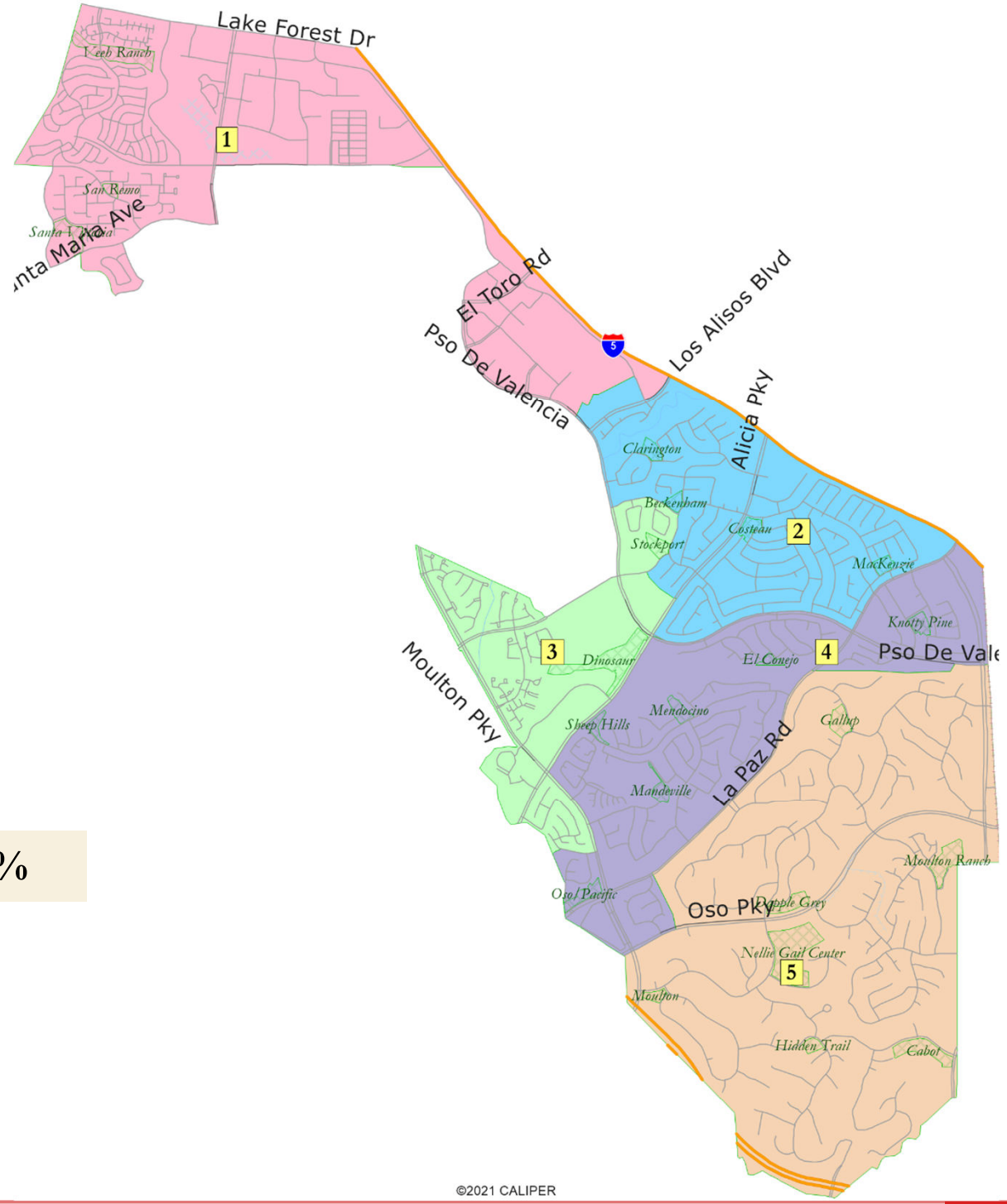

Map 108

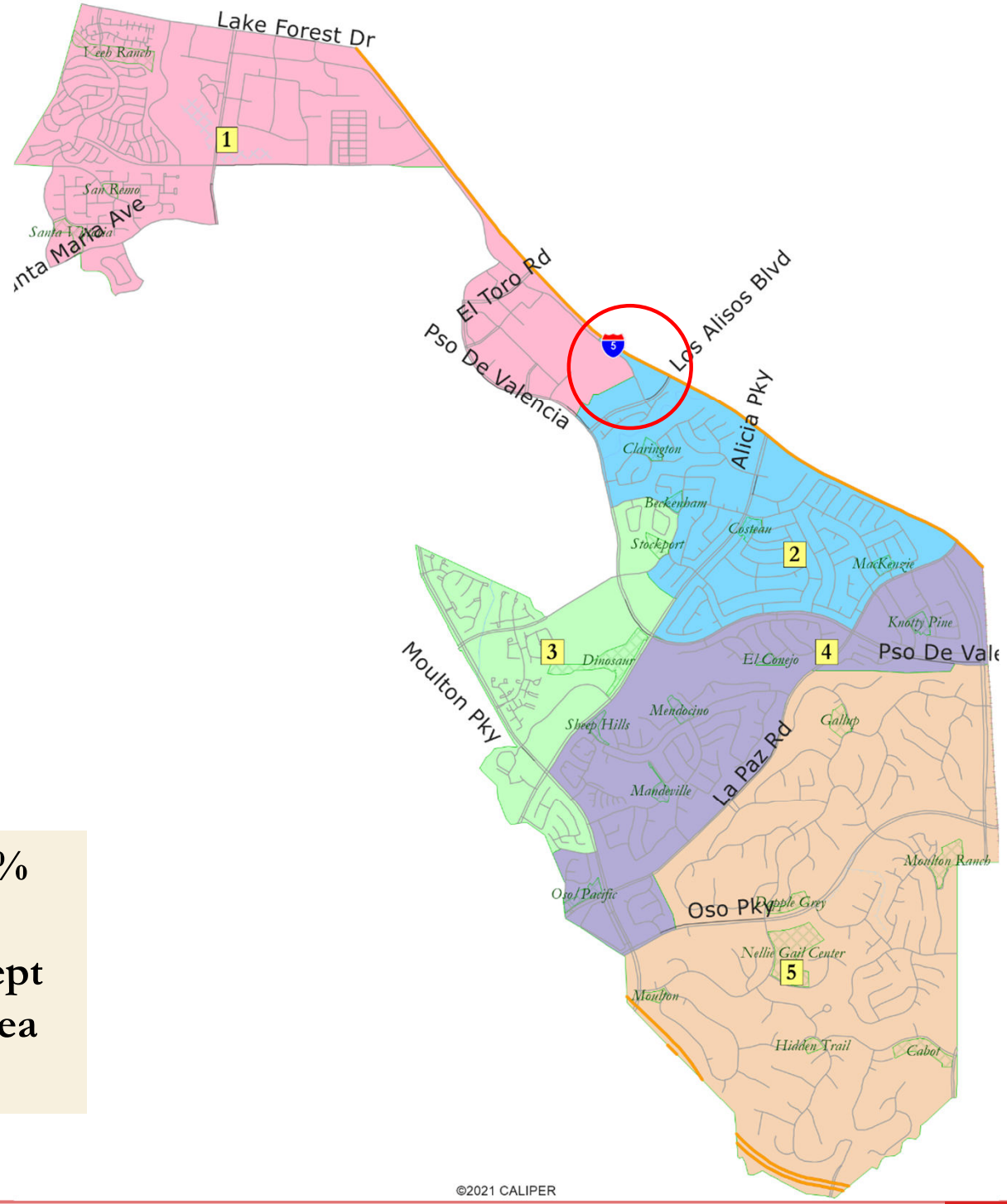

Population Deviation: 9.3%

Identical to Map 107, except for the zero-population area circled

Map 109

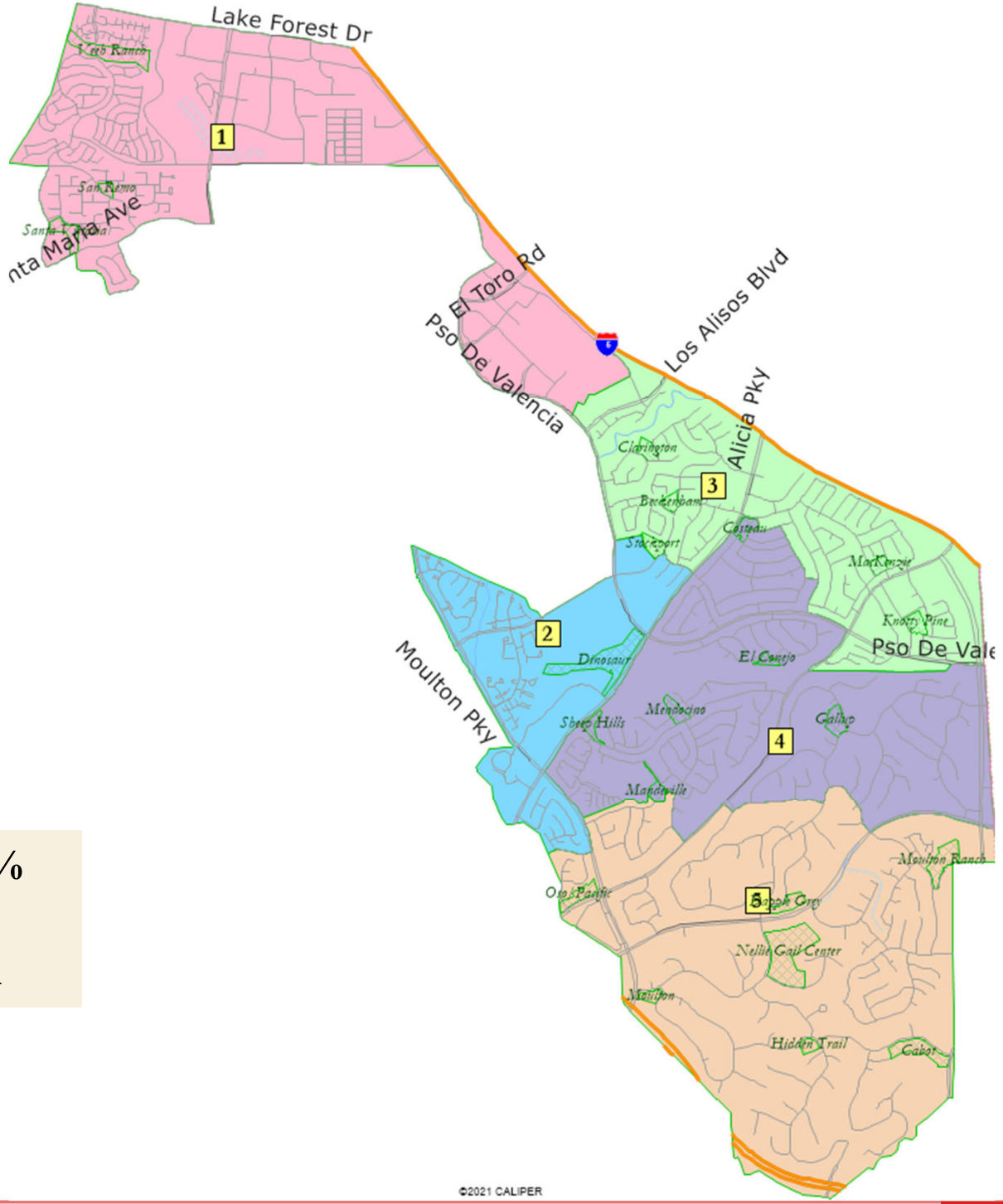

Population Deviation: 7.3%

Divides Nellie Gail Ranch

Sequence of Elections

- Elections Code §10010 requires inclusion of a proposed sequence of elections alongside published draft maps. However, §21130 requires that the districting body not consider the location of current Councilmembers.
- To that extent, we include an example sequence of elections for all maps that can be modified by the Council before final adoption:
  - 2026 – Districts 1, 3, and 5
  - 2028 – Districts 2 and 4

Share Your Thoughts

Website

https://maplh.org/

Email

jlee@lagunahillsca.gov

Phone

(949) 707-2630

City of Laguna Hills Districting 2025 Map 101

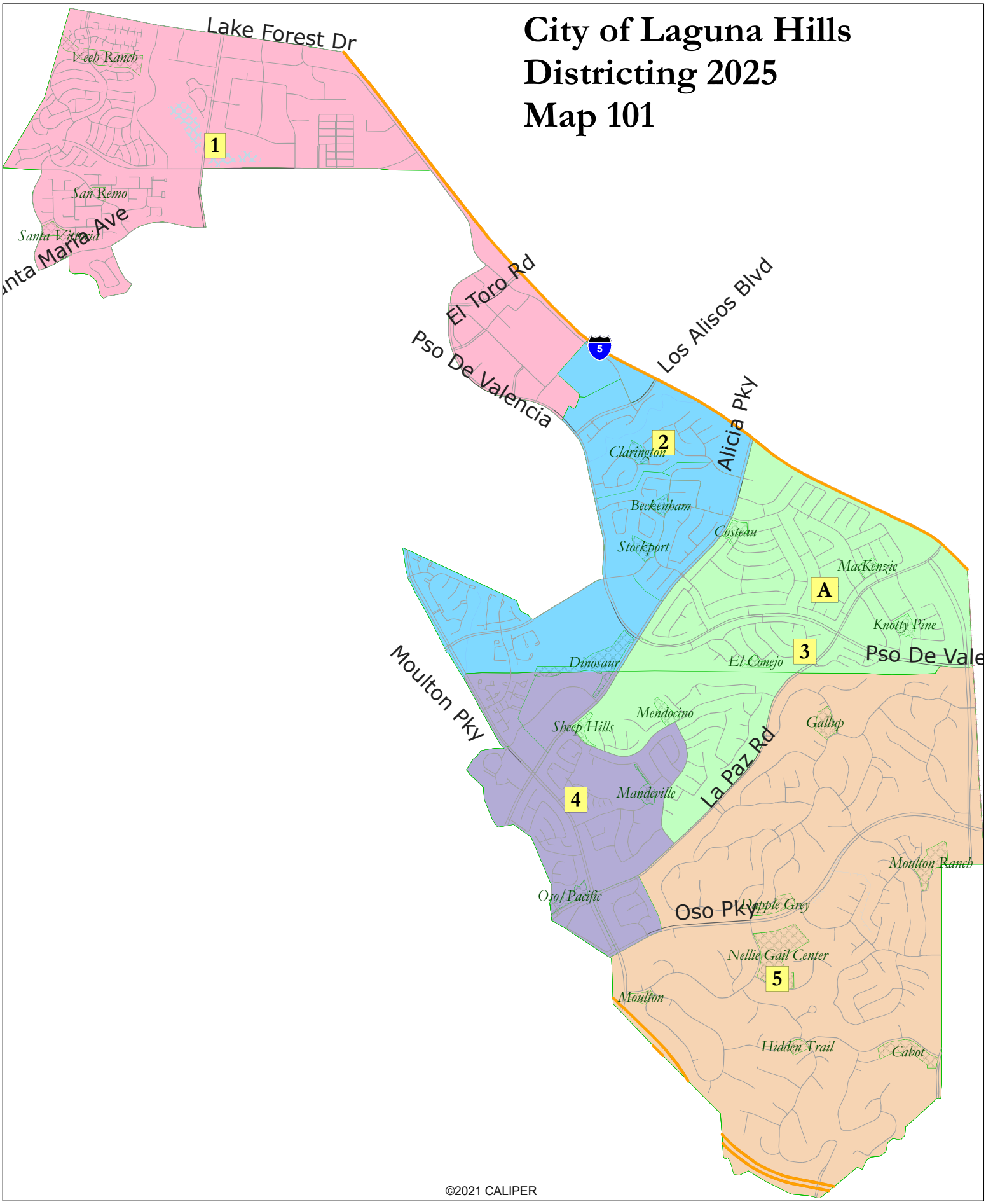

Map 101							
District		1	2	3	4	5	Total
	Total Pop	6,067	6,575	6,514	6,238	6,005	31,399
	Deviation from ideal	-213	295	234	-42	-275	570
	% Deviation	-3.39%	4.70%	3.73%	-0.67%	-4.38%	9.08%
Total Pop	% Hisp	25.3%	31%	18%	37%	7%	24%
	% NH White	50%	47%	59%	43%	70%	54%
	% NH Black	2%	2%	2%	2%	1%	2%
	% Asian-American	20%	18%	17%	15%	19%	18%
Citizen Voting Age Pop	Total	4,372	4,630	4,642	4,281	4,766	22,690
	% Hisp	20%	22%	14%	25%	5%	17%
	% NH White	60%	61%	62%	50%	78%	62%
	% NH Black	1%	2%	0%	4%	0%	2%
	% Asian/Pac.Isl.	17%	12%	24%	18%	16%	17%
Voter Registration (Nov 2022)	Total	3,683	3,641	4,635	3,457	4,651	20,067
	% Latino est.	19%	21%	13%	16%	6%	14%
	% Spanish-Surnamed	17%	19%	12%	14%	5%	13%
	% Asian-Surnamed	7%	7%	9%	8%	11%	9%
	% Filipino-Surnamed	3%	2%	2%	2%	1%	2%
	% NH White est.	70%	63%	73%	72%	82%	72%
	% NH Black	2%	7%	3%	2%	0%	3%
Voter Turnout (Nov 2022)	Total	2,169	2,031	2,957	2,077	3,021	12,256
	% Latino est.	15%	14%	11%	12%	5%	11%
	% Spanish-Surnamed	13%	12%	10%	11%	5%	10%
	% Asian-Surnamed	7%	7%	8%	6%	8%	7%
	% Filipino-Surnamed	3%	2%	1%	1%	1%	1%
	% NH White est.	74%	70%	76%	77%	86%	77%
	% NH Black	2%	8%	3%	2%	0%	3%
Voter Turnout (Nov 2020)	Total	3,293	3,053	4,147	2,802	4,171	17,466
	% Latino est.	17%	15%	11%	19%	5%	13%
	% Spanish-Surnamed	15%	13%	10%	17%	4%	12%
	% Asian-Surnamed	7%	7%	9%	7%	10%	8%
	% Filipino-Surnamed	3%	2%	2%	2%	1%	2%
	% NH White est.	72%	75%	76%	70%	84%	76%
	% NH Black est.	2%	3%	2%	2%	0%	2%
ACS Pop. Est.	Total	5,781	6,586	6,358	6,221	6,210	31,156
Age	age0-19	17%	21%	24%	23%	21%	21%
	age20-60	54%	54%	43%	53%	50%	51%
	age60plus	29%	25%	33%	23%	29%	28%
Immigration	immigrants	33%	25%	22%	28%	21%	26%
	naturalized	76%	65%	68%	57%	83%	69%
Language spoken at home	english	66%	65%	64%	60%	77%	66%
	spanish	16%	19%	11%	20%	4%	14%
	asian-lang	10%	6%	18%	8%	7%	10%
	other lang	8%	10%	7%	11%	12%	10%
Language Fluency	Speaks Eng. "Less than Very Well"	12%	13%	14%	21%	4%	13%
Education (among those age 25+)	hs-grad	51%	49%	41%	38%	24%	41%
	bachelor	28%	30%	32%	37%	48%	35%
	graduatedegree	14%	16%	19%	17%	26%	18%
Child in Household	child-under18	20%	32%	36%	26%	29%	28%
Pct of Pop. Age 16+	employed	67%	66%	53%	62%	63%	62%
Household Income	income 0-25k	11%	7%	8%	16%	8%	10%
	income 25-50k	8%	8%	5%	13%	6%	8%
	income 50-75k	16%	8%	10%	9%	7%	10%
	income 75-200k	50%	55%	46%	49%	25%	46%
	income 200k-plus	14%	23%	30%	13%	55%	25%
Housing Stats	single family	75%	52%	100%	57%	81%	72%
	multi-family	25%	48%	0%	43%	19%	28%
	rented	34%	49%	9%	41%	16%	31%
	owned	66%	51%	91%	59%	84%	69%

Total population data from the 2020 California Adjustment to the Decennial Census.

Surname-based Voter Registration and Turnout data from the California Statewide Database.

Latino voter registration and turnout data are Spanish-surname counts adjusted using Census Population Department undercount estimates. NH White and NH Black registration and turnout counts estimated by NDC. Citizen Voting Age Pop., Age, Immigration, and other demographics from the 2019-2023 American Community Survey and Special Tabulation 5-year data.

City of Laguna Hills Districting 2025 Map 102

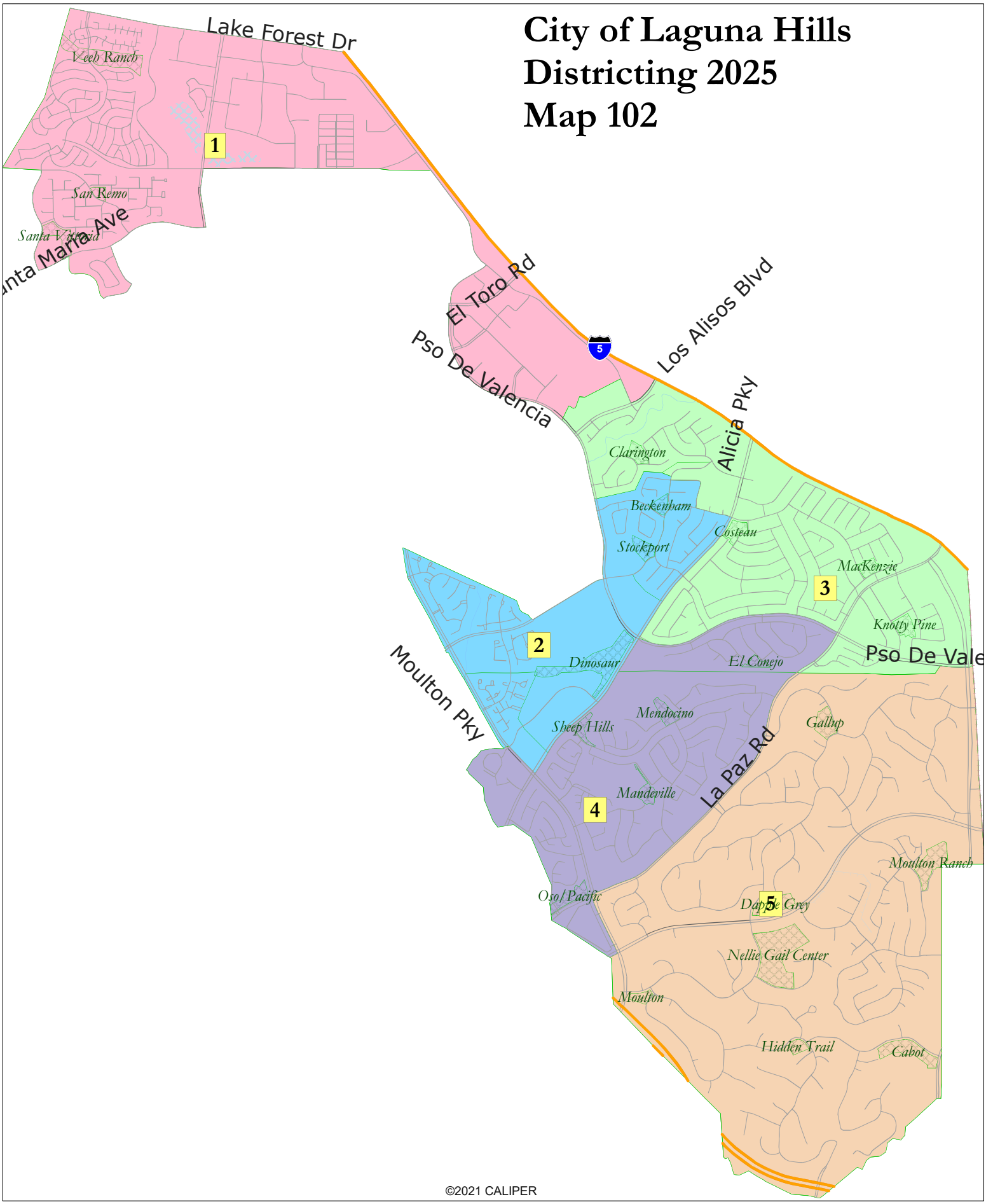

Map 102

District		1	2	3	4	5	Total
	Total Pop	6,558	6,201	6,139	6,218	6,283	31,399
	Deviation from ideal	278	-79	-141	-62	3	419
	% Deviation	4.43%	-1.26%	-2.25%	-0.99%	0.05%	6.67%
Total Pop	% Hisp	25.5%	46%	20%	20%	8%	24%
	% NH White	49%	37%	56%	58%	69%	54%
	% NH Black	2%	2%	2%	2%	1%	2%
	% Asian-American	20%	13%	18%	18%	19%	18%
Citizen Voting Age Pop	Total	4,695	4,009	4,158	4,868	4,960	22,690
	% Hisp	21%	30%	13%	18%	6%	17%
	% NH White	59%	58%	58%	57%	77%	62%
	% NH Black	1%	1%	2%	3%	1%	2%
	% Asian/Pac.Isl.	17%	9%	26%	20%	16%	17%
Voter Registration (Nov 2022)	Total	3,886	3,058	4,192	4,081	4,850	20,067
	% Latino est.	19%	24%	15%	13%	6%	14%
	% Spanish-Surnamed	17%	21%	13%	11%	5%	13%
	% Asian-Surnamed	7%	7%	9%	8%	11%	9%
	% Filipino-Surnamed	3%	2%	2%	2%	1%	2%
	% NH White est.	69%	66%	66%	76%	81%	72%
	% NH Black	2%	2%	8%	1%	1%	3%
Voter Turnout (Nov 2022)	Total	2,285	1,671	2,583	2,565	3,152	12,256
	% Latino est.	14%	16%	12%	11%	5%	11%
	% Spanish-Surnamed	13%	14%	11%	10%	5%	10%
	% Asian-Surnamed	7%	6%	8%	7%	8%	7%
	% Filipino-Surnamed	3%	2%	1%	1%	1%	1%
	% NH White est.	74%	75%	70%	79%	85%	77%
	% NH Black	2%	2%	8%	1%	1%	3%
Voter Turnout (Nov 2020)	Total	3,445	2,515	3,638	3,496	4,372	17,466
	% Latino est.	17%	22%	13%	10%	5%	13%
	% Spanish-Surnamed	16%	20%	12%	10%	5%	12%
	% Asian-Surnamed	7%	6%	8%	8%	10%	8%
	% Filipino-Surnamed	3%	2%	2%	1%	1%	2%
	% NH White est.	72%	69%	74%	79%	83%	76%
	% NH Black est.	2%	3%	3%	1%	0%	2%
ACS Pop. Est.	Total	6,235	6,189	6,058	6,226	6,449	31,156
Age	age0-19	17%	26%	24%	19%	21%	21%
	age20-60	54%	51%	45%	52%	50%	51%
	age60plus	29%	23%	30%	29%	29%	28%
Immigration	immigrants	33%	28%	23%	24%	21%	26%
	naturalized	76%	55%	66%	68%	83%	69%
Language spoken at home	english	65%	59%	62%	68%	77%	66%
	spanish	16%	28%	13%	9%	4%	14%
	asian-lang	10%	4%	17%	11%	7%	10%
	other lang	9%	8%	7%	12%	12%	10%
Language Fluency	Speaks Eng. "Less than Very Well"	13%	19%	17%	12%	4%	13%
Education (among those age 25+)	hs-grad	50%	47%	40%	43%	24%	41%
	bachelor	29%	30%	32%	35%	48%	35%
	graduatedegree	14%	13%	19%	20%	26%	18%
Child in Household	child-under18	20%	40%	37%	22%	29%	28%
Pct of Pop. Age 16+	employed	67%	66%	56%	59%	63%	62%
Household Income	income 0-25k	11%	8%	6%	17%	8%	10%
	income 25-50k	8%	11%	5%	11%	6%	8%
	income 50-75k	16%	3%	14%	9%	7%	10%
	income 75-200k	52%	54%	51%	46%	25%	46%
	income 200k-plus	13%	24%	24%	17%	54%	25%
Housing Stats	single family	68%	66%	81%	64%	82%	72%
	multi-family	32%	34%	19%	36%	18%	28%
	rented	40%	41%	24%	33%	15%	31%
	owned	60%	59%	76%	67%	85%	69%

Total population data from the 2020 California Adjustment to the Decennial Census.

Surname-based Voter Registration and Turnout data from the California Statewide Database.

Latino voter registration and turnout data are Spanish-surname counts adjusted using Census Population Department undercount estimates. NH White and NH Black registration and turnout counts estimated by NDC. Citizen Voting Age Pop., Age, Immigration, and other demographics from the 2019-2023 American Community Survey and Special Tabulation 5-year data.

City of Laguna Hills Districting 2025 Map 103

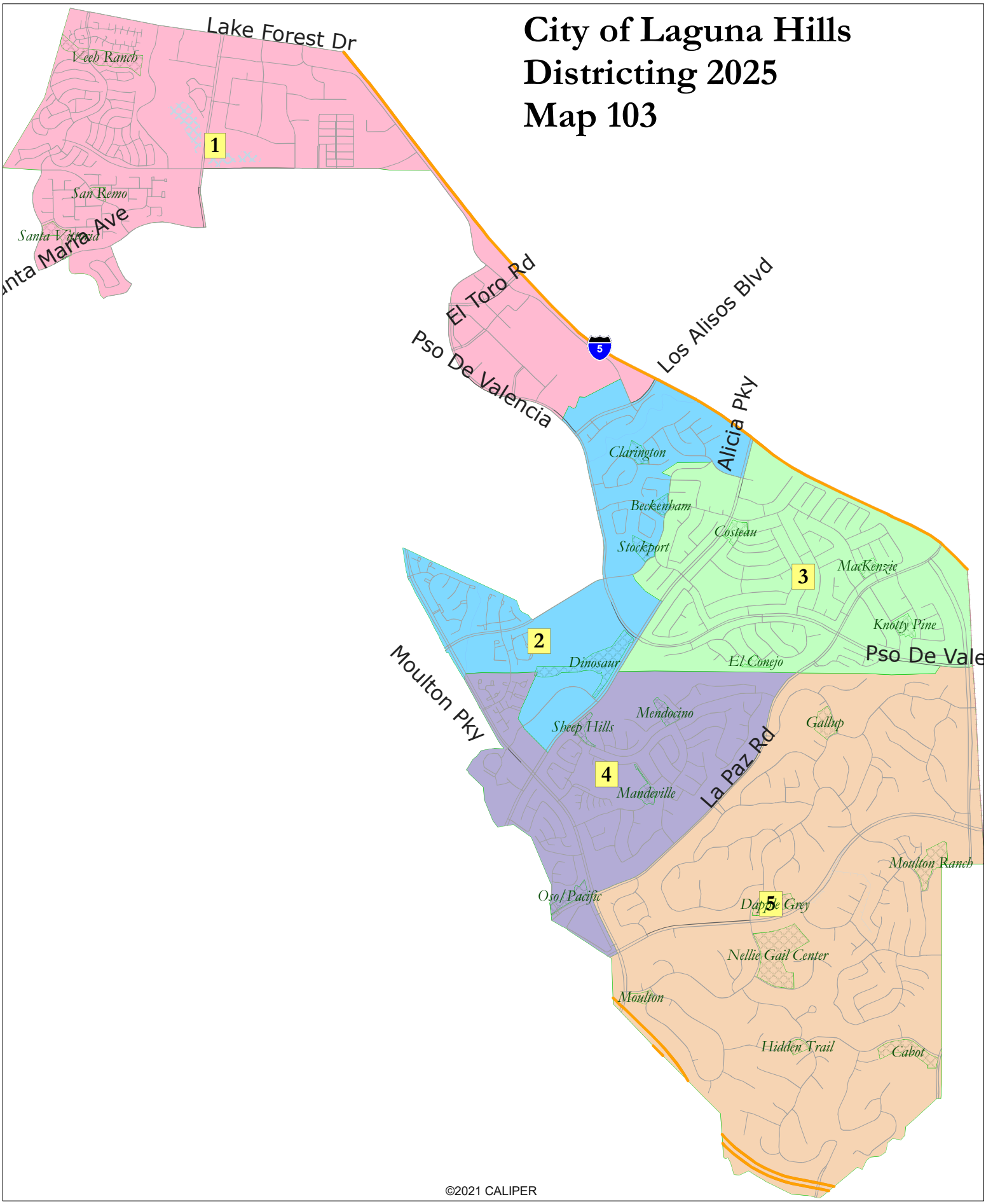

Map 103

District		1	2	3	4	5	Total
	Total Pop	6,558	6,353	6,196	6,009	6,283	31,399
	Deviation from ideal	278	73	-84	-271	3	549
	% Deviation	4.43%	1.16%	-1.34%	-4.32%	0.05%	8.74%
Total Pop	% Hisp	25.5%	42%	21%	22%	8%	24%
	% NH White	49%	38%	57%	56%	69%	54%
	% NH Black	2%	2%	2%	2%	1%	2%
	% Asian-American	20%	16%	17%	17%	19%	18%
Citizen Voting Age Pop	Total	4,695	3,977	4,251	4,807	4,960	22,690
	% Hisp	21%	27%	16%	19%	6%	17%
	% NH White	59%	57%	60%	57%	77%	62%
	% NH Black	1%	2%	1%	3%	1%	2%
	% Asian/Pac.Isl.	17%	13%	23%	19%	16%	17%
Voter Registration (Nov 2022)	Total	3,886	3,209	4,210	3,912	4,850	20,067
	% Latino est.	19%	21%	15%	14%	6%	14%
	% Spanish-Surnamed	17%	19%	14%	12%	5%	13%
	% Asian-Surnamed	7%	7%	9%	8%	11%	9%
	% Filipino-Surnamed	3%	2%	2%	2%	1%	2%
	% NH White est.	69%	64%	69%	75%	81%	72%
	% NH Black	2%	6%	4%	2%	1%	3%
Voter Turnout (Nov 2022)	Total	2,285	1,785	2,621	2,413	3,152	12,256
	% Latino est.	14%	14%	12%	11%	5%	11%
	% Spanish-Surnamed	13%	13%	11%	10%	5%	10%
	% Asian-Surnamed	7%	7%	8%	7%	8%	7%
	% Filipino-Surnamed	3%	2%	1%	1%	1%	1%
	% NH White est.	74%	71%	73%	79%	85%	77%
	% NH Black	2%	7%	4%	2%	1%	3%
Voter Turnout (Nov 2020)	Total	3,445	2,581	3,780	3,288	4,372	17,466
	% Latino est.	17%	20%	13%	12%	5%	13%
	% Spanish-Surnamed	16%	18%	12%	11%	5%	12%
	% Asian-Surnamed	7%	7%	8%	8%	10%	8%
	% Filipino-Surnamed	3%	1%	2%	1%	1%	2%
	% NH White est.	72%	70%	74%	78%	83%	76%
	% NH Black est.	2%	2%	3%	2%	0%	2%
ACS Pop. Est.	Total	6,235	6,133	5,972	6,367	6,449	31,156
Age	age0-19	17%	24%	24%	21%	21%	21%
	age20-60	54%	52%	44%	53%	50%	51%
	age60plus	29%	24%	32%	26%	29%	28%
Immigration	immigrants	33%	29%	22%	24%	21%	26%
	naturalized	76%	59%	65%	63%	83%	69%
Language spoken at home	english	65%	59%	62%	67%	77%	66%
	spanish	16%	26%	16%	9%	4%	14%
	asian-lang	10%	5%	18%	10%	7%	10%
	other lang	9%	10%	4%	14%	12%	10%
Language Fluency	Speaks Eng. "Less than Very Well"	13%	19%	16%	13%	4%	13%
Education (among those age 25+)	hs-grad	50%	46%	42%	42%	24%	41%
	bachelor	29%	29%	32%	36%	48%	35%
	graduatedegree	14%	16%	18%	19%	26%	18%
Child in Household	child-under18	20%	35%	40%	23%	29%	28%
Pct of Pop. Age 16+	employed	67%	67%	55%	60%	63%	62%
Household Income	income 0-25k	11%	8%	5%	17%	8%	10%
	income 25-50k	8%	10%	8%	10%	6%	8%
	income 50-75k	16%	6%	10%	9%	7%	10%
	income 75-200k	52%	54%	48%	47%	25%	46%
	income 200k-plus	13%	22%	29%	16%	54%	25%
Housing Stats	single family	68%	57%	94%	63%	82%	72%
	multi-family	32%	43%	6%	37%	18%	28%
	rented	40%	47%	13%	35%	15%	31%
	owned	60%	53%	87%	65%	85%	69%

Total population data from the 2020 California Adjustment to the Decennial Census.

Surname-based Voter Registration and Turnout data from the California Statewide Database.

Latino voter registration and turnout data are Spanish-surname counts adjusted using Census Population Department undercount estimates. NH White and NH Black registration and turnout counts estimated by NDC. Citizen Voting Age Pop., Age, Immigration, and other demographics from the 2019-2023 American Community Survey and Special Tabulation 5-year data.

City of Laguna Hills Districting 2025 Map 104

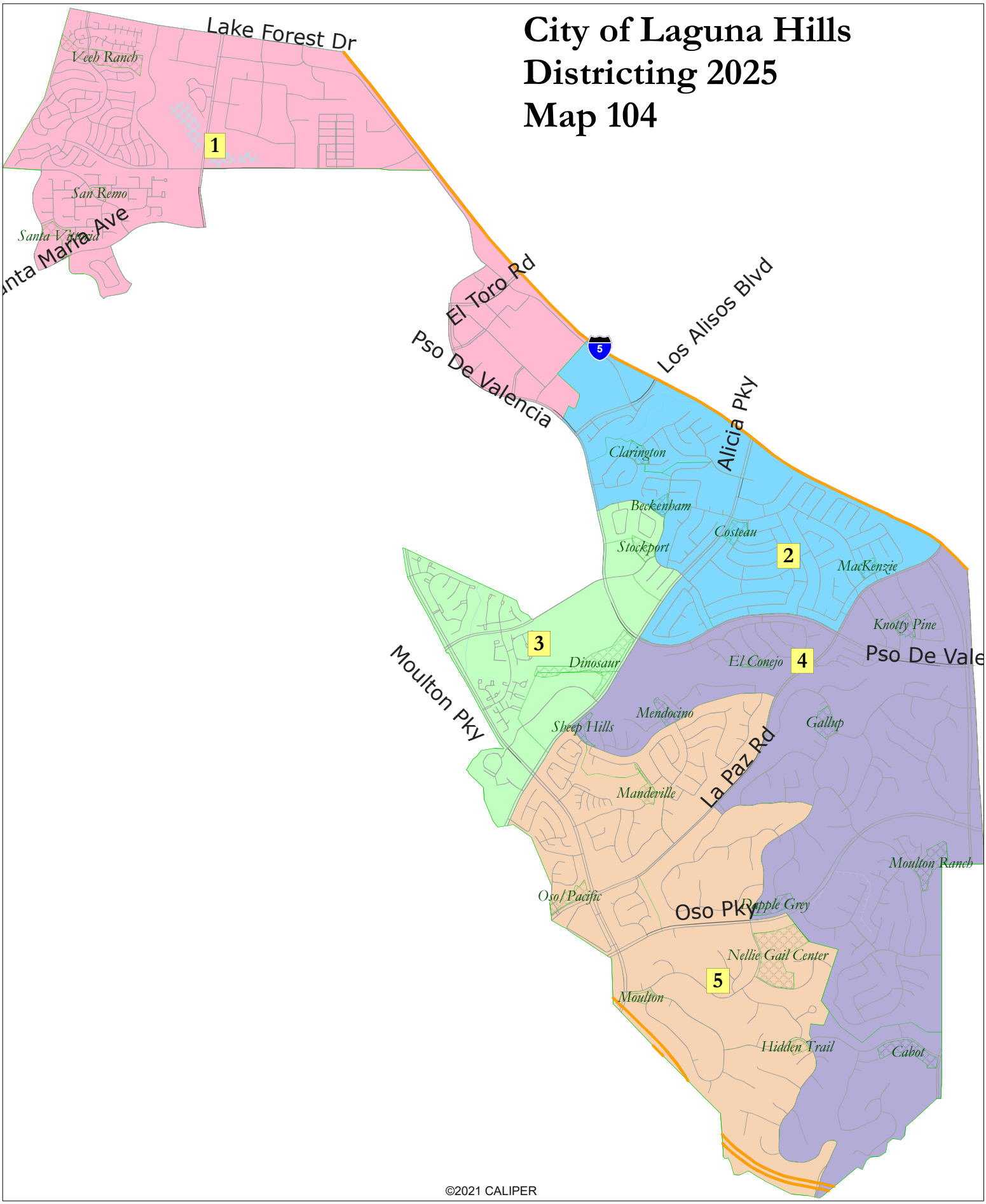

Map 104

District		1	2	3	4	5	Total
	Total Pop	6,067	6,526	6,324	6,514	5,968	31,399
	Deviation from ideal	-213	246	44	234	-312	558
	% Deviation	-3.39%	3.92%	0.70%	3.73%	-4.97%	8.89%
Total Pop	% Hisp	25.3%	21%	49%	11%	14%	24%
	% NH White	50%	54%	33%	66%	65%	54%
	% NH Black	2%	2%	2%	2%	1%	2%
	% Asian-American	20%	19%	14%	19%	17%	18%
Citizen Voting Age Pop	Total	4,372	4,394	4,301	4,973	4,650	22,690
	% Hisp	20%	14%	32%	9%	12%	17%
	% NH White	60%	57%	52%	75%	67%	62%
	% NH Black	1%	2%	3%	0%	1%	2%
	% Asian/Pac.Isl.	17%	26%	10%	16%	19%	17%
Voter Registration (Nov 2022)	Total	3,683	4,300	2,724	4,929	4,431	20,067
	% Latino est.	19%	16%	24%	8%	10%	14%
	% Spanish-Surnamed	17%	14%	22%	7%	9%	13%
	% Asian-Surnamed	7%	9%	7%	10%	9%	9%
	% Filipino-Surnamed	3%	2%	2%	1%	1%	2%
	% NH White est.	70%	65%	65%	79%	79%	72%
	% NH Black	2%	8%	2%	1%	1%	3%
Voter Turnout (Nov 2022)	Total	2,169	2,592	1,486	3,185	2,823	12,256
	% Latino est.	15%	12%	16%	7%	9%	11%
	% Spanish-Surnamed	13%	11%	14%	6%	8%	10%
	% Asian-Surnamed	7%	8%	6%	8%	7%	7%
	% Filipino-Surnamed	3%	1%	2%	1%	1%	1%
	% NH White est.	74%	70%	74%	83%	82%	77%
	% NH Black	2%	9%	2%	1%	1%	3%
Voter Turnout (Nov 2020)	Total	3,293	3,746	2,303	4,410	3,714	17,466
	% Latino est.	17%	14%	23%	6%	8%	13%
	% Spanish-Surnamed	15%	13%	21%	6%	8%	12%
	% Asian-Surnamed	7%	8%	6%	11%	7%	8%
	% Filipino-Surnamed	3%	2%	2%	1%	1%	2%
	% NH White est.	72%	73%	67%	81%	82%	76%
	% NH Black est.	2%	3%	3%	1%	0%	2%
ACS Pop. Est.	Total	5,781	6,308	6,554	6,546	5,967	31,156
Age	age0-19	17%	23%	24%	23%	19%	21%
	age20-60	54%	49%	52%	45%	53%	51%
	age60plus	29%	29%	24%	31%	27%	28%
Immigration	immigrants	33%	24%	28%	21%	23%	26%
	naturalized	76%	65%	54%	81%	73%	69%
Language spoken at home	english	66%	58%	61%	76%	71%	66%
	spanish	16%	17%	25%	5%	7%	14%
	asian-lang	10%	18%	5%	8%	9%	10%
	other lang	8%	8%	9%	11%	14%	10%
Language Fluency	Speaks Eng. "Less than Very Well"	12%	19%	18%	5%	9%	13%
Education (among those age 25+)	hs-grad	51%	42%	43%	31%	38%	41%
	bachelor	28%	32%	34%	42%	37%	35%
	graduatedegree	14%	18%	12%	25%	23%	18%
Child in Household	child-under18	20%	36%	35%	31%	22%	28%
Pct of Pop. Age 16+	employed	67%	60%	64%	60%	61%	62%
Household Income	income 0-25k	11%	4%	11%	10%	14%	10%
	income 25-50k	8%	5%	11%	7%	10%	8%
	income 50-75k	16%	13%	4%	7%	11%	10%
	income 75-200k	50%	54%	55%	28%	42%	46%
	income 200k-plus	14%	24%	19%	48%	23%	25%
Housing Stats	single family	75%	67%	59%	94%	64%	72%
	multi-family	25%	33%	41%	6%	36%	28%
	rented	34%	34%	46%	11%	31%	31%
	owned	66%	66%	54%	89%	69%	69%

Total population data from the 2020 California Adjustment to the Decennial Census.

Surname-based Voter Registration and Turnout data from the California Statewide Database.

Latino voter registration and turnout data are Spanish-surname counts adjusted using Census Population Department undercount estimates. NH White and NH Black registration and turnout counts estimated by NDC. Citizen Voting Age Pop., Age, Immigration, and other demographics from the 2019-2023 American Community Survey and Special Tabulation 5-year data.

City of Laguna Hills Districting 2025 Map 105

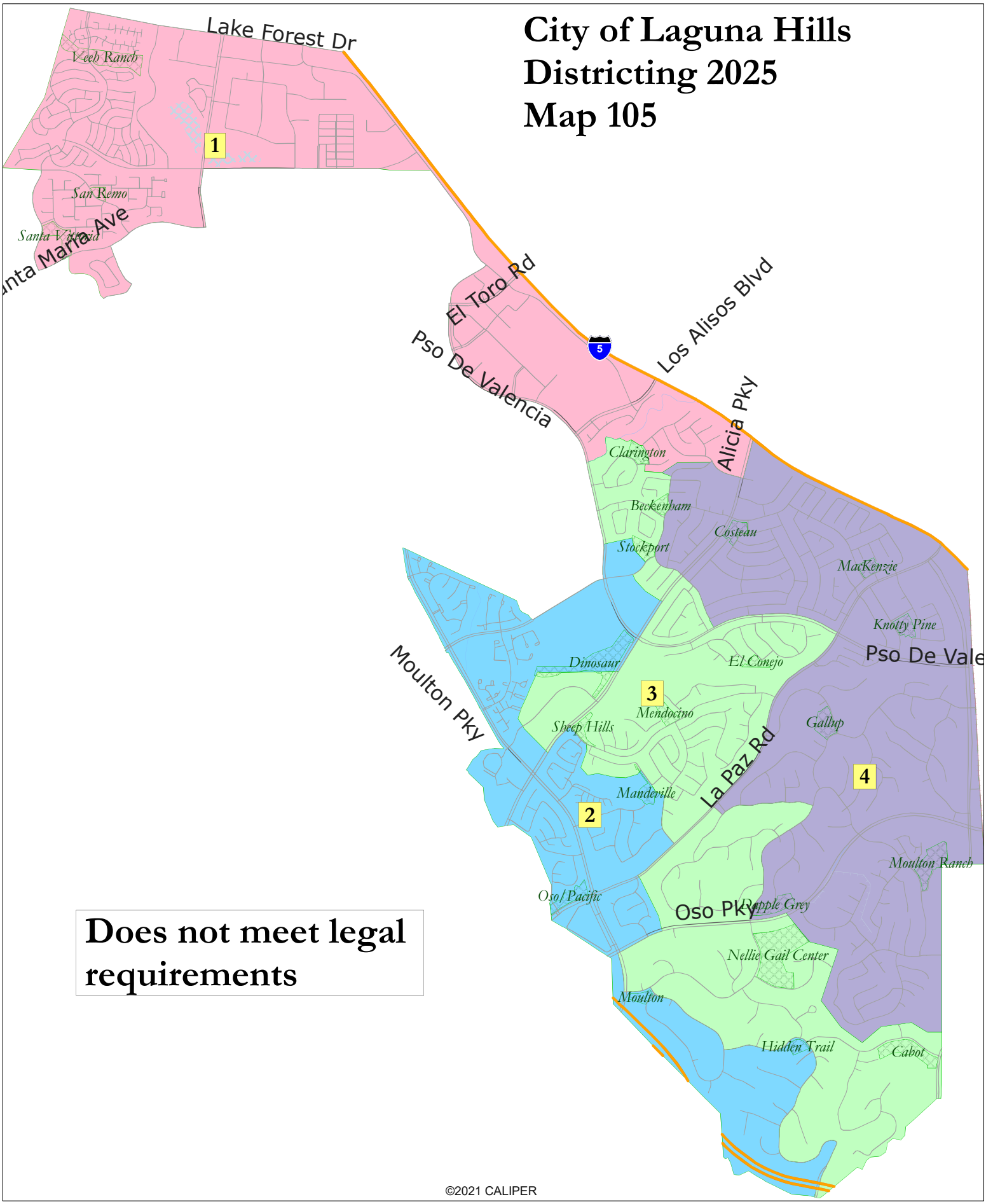

Does not meet legal requirements

©2021 CALIPER

Map 105

District		1	2	3	4	Total
	Total Pop	7,933	8,002	7,152	8,312	31,399
	Deviation from ideal	83	152	-698	462	1,160
	% Deviation	1.06%	1.94%	-8.89%	5.89%	14.78%
Total Pop	% Hisp	24.7%	28%	28%	15%	24%
	% NH White	49%	50%	52%	63%	54%
	% NH Black	2%	2%	1%	2%	2%
	% Asian-American	21%	17%	15%	18%	18%
Citizen Voting Age Pop	Total	5,563	6,381	4,615	6,132	22,690
	% Hisp	20%	23%	17%	9%	17%
	% NH White	59%	58%	62%	71%	62%
	% NH Black	1%	3%	1%	1%	2%
	% Asian/Pac.Isl.	18%	14%	20%	19%	17%
Voter Registration (Nov 2022)	Total	4,804	4,674	4,645	5,943	20,067
	% Latino est.	18%	17%	12%	11%	14%
	% Spanish-Surnamed	16%	15%	10%	10%	13%
	% Asian-Surnamed	7%	8%	9%	10%	9%
	% Filipino-Surnamed	3%	2%	1%	1%	2%
	% NH White est.	67%	71%	76%	75%	72%
	% NH Black	4%	2%	2%	3%	3%
Voter Turnout (Nov 2022)	Total	2,810	2,758	2,915	3,774	12,256
	% Latino est.	14%	13%	9%	9%	11%
	% Spanish-Surnamed	12%	11%	8%	8%	10%
	% Asian-Surnamed	7%	7%	8%	8%	7%
	% Filipino-Surnamed	2%	2%	1%	1%	1%
	% NH White est.	72%	77%	80%	79%	77%
	% NH Black	5%	2%	2%	3%	3%
Voter Turnout (Nov 2020)	Total	4,194	3,861	4,079	5,332	17,466
	% Latino est.	16%	14%	12%	9%	13%
	% Spanish-Surnamed	15%	13%	11%	8%	12%
	% Asian-Surnamed	7%	7%	9%	9%	8%
	% Filipino-Surnamed	2%	2%	1%	2%	2%
	% NH White est.	72%	76%	78%	78%	76%
	% NH Black est.	2%	2%	1%	2%	2%
ACS Pop. Est.	Total	7,515	8,643	6,559	8,439	31,156
Age	age0-19	18%	19%	25%	24%	21%
	age20-60	54%	55%	49%	45%	51%
	age60plus	28%	26%	26%	31%	28%
Immigration	immigrants	32%	24%	26%	21%	26%
	naturalized	76%	62%	67%	72%	69%
Language spoken at home	english	64%	70%	61%	69%	66%
	spanish	17%	13%	19%	9%	14%
	asian-lang	9%	7%	10%	14%	10%
	other lang	10%	11%	10%	8%	10%
Language Fluency	Speaks Eng. "Less than Very Well"	14%	12%	16%	11%	13%
Education (among those age 25+)	hs-grad	49%	43%	36%	34%	41%
	bachelor	29%	37%	33%	39%	35%
	graduatedegree	15%	16%	23%	21%	18%
Child in Household	child-under18	21%	25%	34%	36%	28%
Pct of Pop. Age 16+	employed	67%	62%	63%	57%	62%
Household Income	income 0-25k	10%	12%	11%	7%	10%
	income 25-50k	7%	11%	9%	6%	8%
	income 50-75k	16%	8%	5%	9%	10%
	income 75-200k	52%	50%	43%	36%	46%
	income 200k-plus	14%	18%	33%	42%	25%
Housing Stats	single family	62%	56%	80%	96%	72%
	multi-family	38%	44%	20%	4%	28%
	rented	45%	40%	27%	8%	31%
	owned	55%	60%	73%	92%	69%

Total population data from the 2020 California Adjustment to the Decennial Census.

Surname-based Voter Registration and Turnout data from the California Statewide Database.

Latino voter registration and turnout data are Spanish-surname counts adjusted using Census Population Department undercount estimates. NH White and NH Black registration and turnout counts estimated by NDC. Citizen Voting Age Pop., Age, Immigration, and other demographics from the 2019-2023 American Community Survey and Special Tabulation 5-year data.

City of Laguna Hills Districting 2025 Map 106

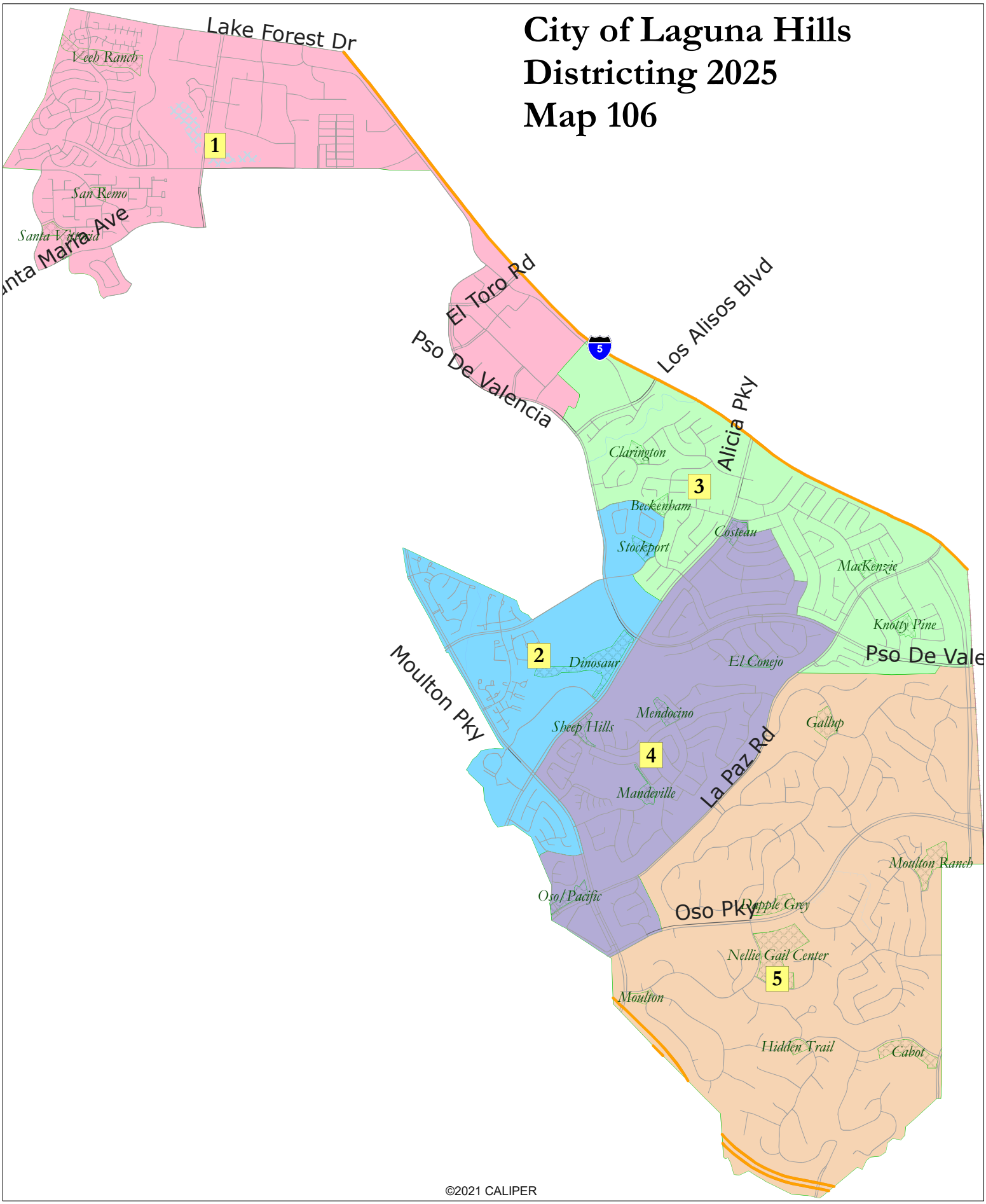

Map 106

District		1	2	3	4	5	Total
	Total Pop	6,067	6,590	6,285	6,452	6,005	31,399
	Deviation from ideal	-213	310	5	172	-275	585
	% Deviation	-3.39%	4.94%	0.08%	2.74%	-4.38%	9.32%
Total Pop	% Hisp	25.3%	46%	23%	16%	7%	24%
	% NH White	50%	35%	53%	62%	70%	54%
	% NH Black	2%	2%	2%	2%	1%	2%
	% Asian-American	20%	15%	18%	17%	19%	18%
Citizen Voting Age Pop	Total	4,372	4,652	4,173	4,727	4,766	22,690
	% Hisp	20%	30%	15%	15%	5%	17%
	% NH White	60%	50%	61%	63%	78%	62%
	% NH Black	1%	3%	3%	1%	0%	2%
	% Asian/Pac.Isl.	17%	13%	21%	21%	16%	17%
Voter Registration (Nov 2022)	Total	3,683	3,003	4,116	4,614	4,651	20,067
	% Latino est.	19%	23%	16%	12%	6%	14%
	% Spanish-Surnamed	17%	21%	15%	11%	5%	13%
	% Asian-Surnamed	7%	7%	8%	8%	11%	9%
	% Filipino-Surnamed	3%	2%	2%	2%	1%	2%
	% NH White est.	70%	66%	65%	76%	82%	72%
	% NH Black	2%	2%	7%	2%	0%	3%
Voter Turnout (Nov 2022)	Total	2,169	1,653	2,471	2,942	3,021	12,256
	% Latino est.	15%	16%	12%	10%	5%	11%
	% Spanish-Surnamed	13%	14%	11%	9%	5%	10%
	% Asian-Surnamed	7%	6%	8%	7%	8%	7%
	% Filipino-Surnamed	3%	2%	1%	1%	1%	1%
	% NH White est.	74%	74%	70%	79%	86%	77%
	% NH Black	2%	2%	8%	2%	0%	3%
Voter Turnout (Nov 2020)	Total	3,293	2,539	3,558	3,905	4,171	17,466
	% Latino est.	17%	22%	14%	9%	5%	13%
	% Spanish-Surnamed	15%	20%	13%	9%	4%	12%
	% Asian-Surnamed	7%	8%	7%	8%	10%	8%
	% Filipino-Surnamed	3%	2%	2%	1%	1%	2%
	% NH White est.	72%	67%	74%	79%	84%	76%
	% NH Black est.	2%	2%	2%	2%	0%	2%
ACS Pop. Est.	Total	5,781	6,931	6,117	6,117	6,210	31,156
Age	age0-19	17%	23%	24%	21%	21%	21%
	age20-60	54%	53%	48%	49%	50%	51%
	age60plus	29%	24%	28%	30%	29%	28%
Immigration	immigrants	33%	27%	24%	24%	21%	26%
	naturalized	76%	54%	68%	70%	83%	69%
Language spoken at home	english	66%	62%	64%	64%	77%	66%
	spanish	16%	23%	17%	9%	4%	14%
	asian-lang	10%	6%	11%	16%	7%	10%
	other lang	8%	9%	8%	11%	12%	10%
Language Fluency	Speaks Eng. "Less than Very Well"	12%	18%	16%	13%	4%	13%
Education (among those age 25+)	hs-grad	51%	42%	44%	44%	24%	41%
	bachelor	28%	36%	29%	32%	48%	35%
	graduatedegree	14%	13%	18%	21%	26%	18%
Child in Household	child-under18	20%	33%	34%	26%	29%	28%
Pct of Pop. Age 16+	employed	67%	63%	59%	60%	63%	62%
Household Income	income 0-25k	11%	12%	6%	13%	8%	10%
	income 25-50k	8%	11%	7%	9%	6%	8%
	income 50-75k	16%	4%	15%	9%	7%	10%
	income 75-200k	50%	55%	51%	45%	25%	46%
	income 200k-plus	14%	17%	21%	25%	55%	25%
Housing Stats	single family	75%	56%	66%	80%	81%	72%
	multi-family	25%	44%	34%	20%	19%	28%
	rented	34%	47%	37%	20%	16%	31%
	owned	66%	53%	63%	80%	84%	69%

Total population data from the 2020 California Adjustment to the Decennial Census.

Surname-based Voter Registration and Turnout data from the California Statewide Database.

Latino voter registration and turnout data are Spanish-surname counts adjusted using Census Population Department undercount estimates. NH White and NH Black registration and turnout counts estimated by NDC. Citizen Voting Age Pop., Age, Immigration, and other demographics from the 2019-2023 American Community Survey and Special Tabulation 5-year data.

City of Laguna Hills Districting 2025 Map 107

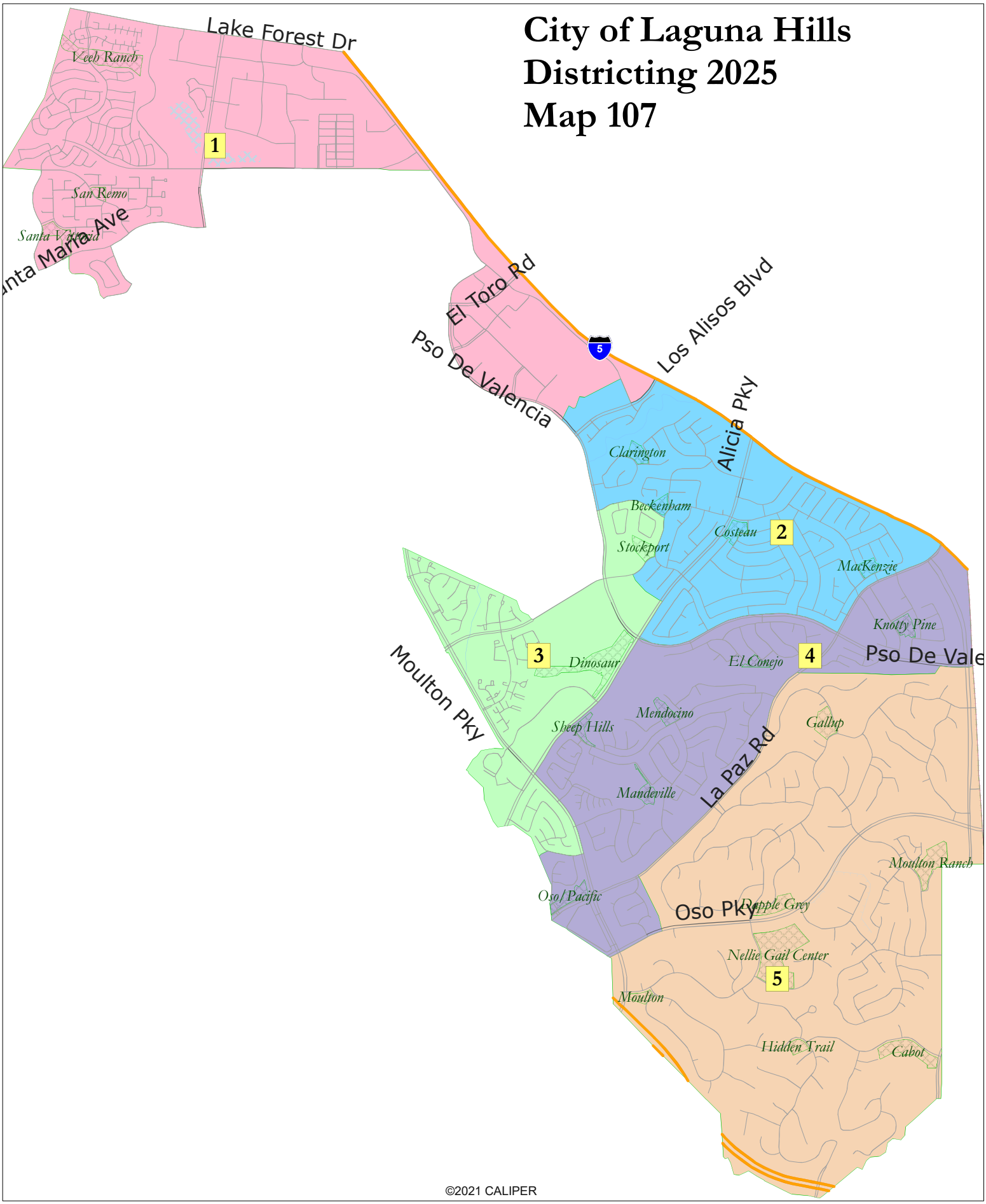

Map 107

District		1	2	3	4	5	Total
	Total Pop	6,558	6,224	6,590	6,022	6,005	31,399
	Deviation from ideal	278	-56	310	-258	-275	585
	% Deviation	4.43%	-0.89%	4.94%	-4.11%	-4.38%	9.32%
Total Pop	% Hisp	25.5%	21%	46%	16%	7%	24%
	% NH White	49%	54%	35%	62%	70%	54%
	% NH Black	2%	2%	2%	2%	1%	2%
	% Asian-American	20%	18%	15%	16%	19%	18%
Citizen Voting Age Pop	Total	4,695	4,168	4,652	4,408	4,766	22,690
	% Hisp	21%	14%	30%	15%	5%	17%
	% NH White	59%	56%	50%	67%	78%	62%
	% NH Black	1%	3%	3%	1%	0%	2%
	% Asian/Pac.Isl.	17%	27%	13%	16%	16%	17%
Voter Registration (Nov 2022)	Total	3,886	4,151	3,003	4,376	4,651	20,067
	% Latino est.	19%	16%	23%	12%	6%	14%
	% Spanish-Surnamed	17%	15%	21%	10%	5%	13%
	% Asian-Surnamed	7%	9%	7%	8%	11%	9%
	% Filipino-Surnamed	3%	2%	2%	2%	1%	2%
	% NH White est.	69%	65%	66%	77%	82%	72%
	% NH Black	2%	8%	2%	1%	0%	3%
Voter Turnout (Nov 2022)	Total	2,285	2,506	1,653	2,791	3,021	12,256
	% Latino est.	14%	12%	16%	10%	5%	11%
	% Spanish-Surnamed	14%	12%	16%	10%	5%	11%
	% Asian-Surnamed	7%	8%	6%	7%	8%	7%
	% Filipino-Surnamed	3%	1%	2%	1%	1%	1%
	% NH White est.	100%	100%	100%	100%	100%	100%
	% NH Black	2%	9%	2%	1%	0%	3%
Voter Turnout (Nov 2020)	Total	3,445	3,636	2,539	3,675	4,171	17,466
	% Latino est.	17%	14%	22%	9%	5%	13%
	% Spanish-Surnamed	16%	13%	20%	9%	4%	12%
	% Asian-Surnamed	7%	8%	8%	8%	10%	8%
	% Filipino-Surnamed	3%	2%	2%	1%	1%	2%
	% NH White est.	72%	73%	67%	80%	84%	76%
	% NH Black est.	2%	3%	2%	1%	0%	2%
ACS Pop. Est.	Total	6,235	6,029	6,931	5,751	6,210	31,156
Age	age0-19	17%	23%	23%	22%	21%	21%
	age20-60	54%	48%	53%	48%	50%	51%
	age60plus	29%	28%	24%	30%	29%	28%
Immigration	immigrants	33%	23%	27%	24%	21%	26%
	naturalized	76%	64%	54%	73%	83%	69%
Language spoken at home	english	65%	58%	62%	71%	77%	66%
	spanish	16%	17%	23%	8%	4%	14%
	asian-lang	10%	18%	6%	9%	7%	10%
	other lang	9%	7%	9%	12%	12%	10%
Language Fluency	Speaks Eng. "Less than Very Well"	13%	19%	18%	9%	4%	13%
Education (among those age 25+)	hs-grad	50%	42%	42%	46%	24%	41%
	bachelor	29%	31%	36%	30%	48%	35%
	graduatedegree	14%	18%	13%	23%	26%	18%
Child in Household	child-under18	20%	39%	33%	25%	29%	28%
Pct of Pop. Age 16+	employed	67%	59%	63%	59%	63%	62%
Household Income	income 0-25k	11%	4%	12%	15%	8%	10%
	income 25-50k	8%	6%	11%	10%	6%	8%
	income 50-75k	16%	11%	4%	11%	7%	10%
	income 75-200k	52%	53%	55%	42%	25%	46%
	income 200k-plus	13%	26%	17%	22%	55%	25%
Housing Stats	single family	68%	75%	56%	80%	81%	72%
	multi-family	32%	25%	44%	20%	19%	28%
	rented	40%	27%	47%	21%	16%	31%
	owned	60%	73%	53%	79%	84%	69%

Total population data from the 2020 California Adjustment to the Decennial Census.

Surname-based Voter Registration and Turnout data from the California Statewide Database.

Latino voter registration and turnout data are Spanish-surname counts adjusted using Census Population Department undercount estimates. NH White and NH Black registration and turnout counts estimated by NDC. Citizen Voting Age Pop., Age, Immigration, and other demographics from the 2019-2023 American Community Survey and Special Tabulation 5-year data.

City of Laguna Hills Districting 2025 Map 108

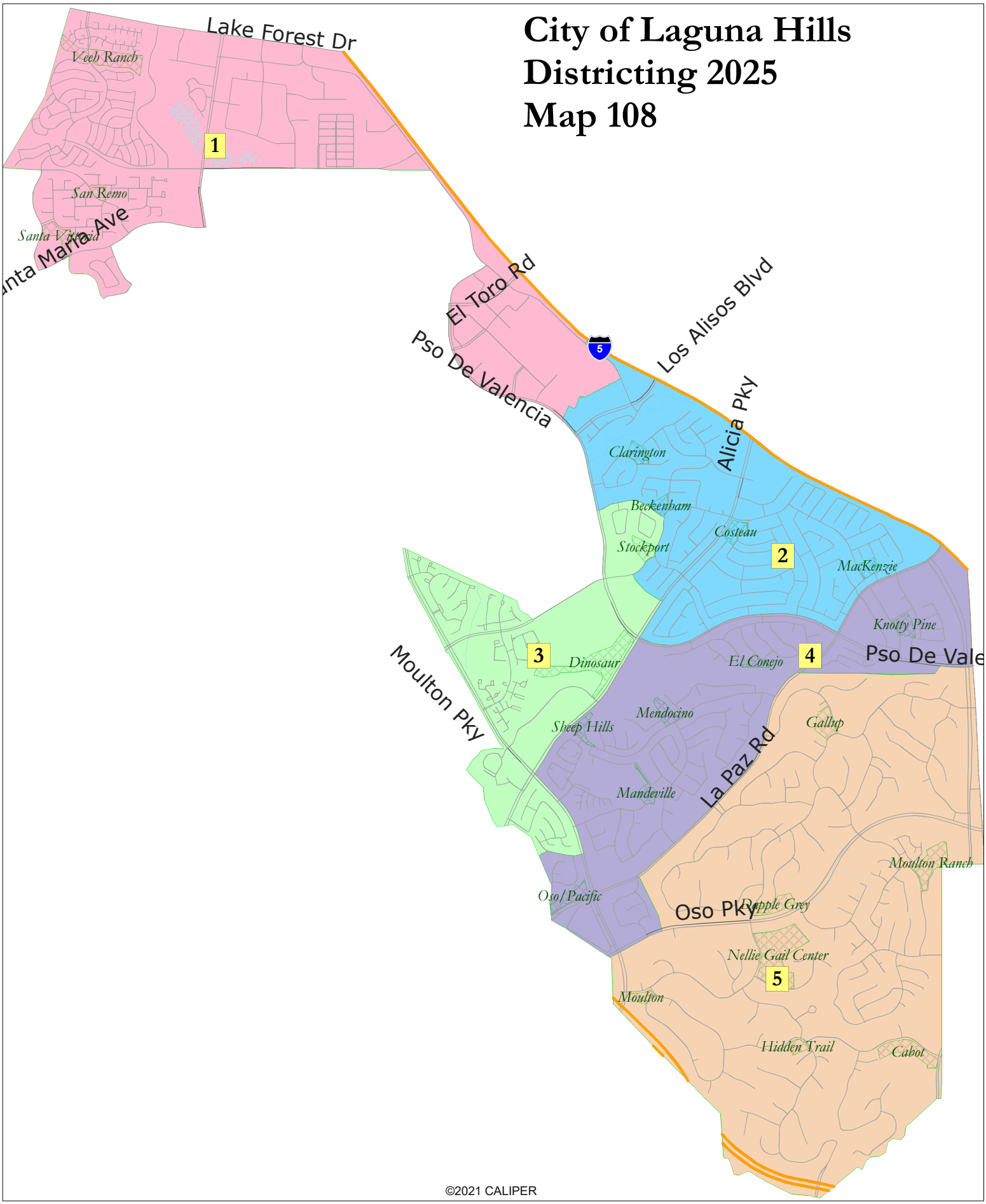

Map 108

District		1	2	3	4	5	Total
	Total Pop	6,558	6,224	6,590	6,022	6,005	31,399
	Deviation from ideal	278	-56	310	-258	-275	585
	% Deviation	4.43%	-0.89%	4.94%	-4.11%	-4.38%	9.32%
Total Pop	% Hisp	25.5%	21%	46%	16%	7%	24%
	% NH White	49%	54%	35%	62%	70%	54%
	% NH Black	2%	2%	2%	2%	1%	2%
	% Asian-American	20%	18%	15%	16%	19%	18%
Citizen Voting Age Pop	Total	4,695	4,168	4,652	4,408	4,766	22,690
	% Hisp	21%	14%	30%	15%	5%	17%
	% NH White	59%	56%	50%	67%	78%	62%
	% NH Black	1%	3%	3%	1%	0%	2%
	% Asian/Pac.Isl.	17%	27%	13%	16%	16%	17%
Voter Registration (Nov 2022)	Total	3,886	4,151	3,003	4,376	4,651	20,067
	% Latino est.	19%	16%	23%	12%	6%	14%
	% Spanish-Surnamed	17%	15%	21%	10%	5%	13%
	% Asian-Surnamed	7%	9%	7%	8%	11%	9%
	% Filipino-Surnamed	3%	2%	2%	2%	1%	2%
	% NH White est.	69%	65%	66%	77%	82%	72%
	% NH Black	2%	8%	2%	1%	0%	3%
Voter Turnout (Nov 2022)	Total	2,285	2,506	1,653	2,791	3,021	12,256
	% Latino est.	14%	12%	16%	10%	5%	11%
	% Spanish-Surnamed	14%	12%	16%	10%	5%	11%
	% Asian-Surnamed	7%	8%	6%	7%	8%	7%
	% Filipino-Surnamed	3%	1%	2%	1%	1%	1%
	% NH White est.	100%	100%	100%	100%	100%	100%
	% NH Black	2%	9%	2%	1%	0%	3%
Voter Turnout (Nov 2020)	Total	3,445	3,636	2,539	3,675	4,171	17,466
	% Latino est.	17%	14%	22%	9%	5%	13%
	% Spanish-Surnamed	16%	13%	20%	9%	4%	12%
	% Asian-Surnamed	7%	8%	8%	8%	10%	8%
	% Filipino-Surnamed	3%	2%	2%	1%	1%	2%
	% NH White est.	72%	73%	67%	80%	84%	76%
	% NH Black est.	2%	3%	2%	1%	0%	2%
ACS Pop. Est.	Total	6,235	6,029	6,931	5,751	6,210	31,156
Age	age0-19	17%	23%	23%	22%	21%	21%
	age20-60	54%	48%	53%	48%	50%	51%
	age60plus	29%	28%	24%	30%	29%	28%
Immigration	immigrants	33%	23%	27%	24%	21%	26%
	naturalized	76%	64%	54%	73%	83%	69%
Language spoken at home	english	65%	58%	62%	71%	77%	66%
	spanish	16%	17%	23%	8%	4%	14%
	asian-lang	10%	18%	6%	9%	7%	10%
	other lang	9%	7%	9%	12%	12%	10%
Language Fluency	Speaks Eng. "Less than Very Well"	13%	19%	18%	9%	4%	13%
Education (among those age 25+)	hs-grad	50%	42%	42%	46%	24%	41%
	bachelor	29%	31%	36%	30%	48%	35%
	graduatedegree	14%	18%	13%	23%	26%	18%
Child in Household	child-under18	20%	39%	33%	25%	29%	28%
Pct of Pop. Age 16+	employed	67%	59%	63%	59%	63%	62%
Household Income	income 0-25k	11%	4%	12%	15%	8%	10%
	income 25-50k	8%	6%	11%	10%	6%	8%
	income 50-75k	16%	11%	4%	11%	7%	10%
	income 75-200k	52%	53%	55%	42%	25%	46%
	income 200k-plus	13%	26%	17%	22%	55%	25%
Housing Stats	single family	68%	75%	56%	80%	81%	72%
	multi-family	32%	25%	44%	20%	19%	28%
	rented	40%	27%	47%	21%	16%	31%
	owned	60%	73%	53%	79%	84%	69%

Total population data from the 2020 California Adjustment to the Decennial Census.

Surname-based Voter Registration and Turnout data from the California Statewide Database.

Latino voter registration and turnout data are Spanish-surname counts adjusted using Census Population Department undercount estimates. NH White and NH Black registration and turnout counts estimated by NDC. Citizen Voting Age Pop., Age, Immigration, and other demographics from the 2019-2023 American Community Survey and Special Tabulation 5-year data.

City of Laguna Hills Districting 2025 Map 109

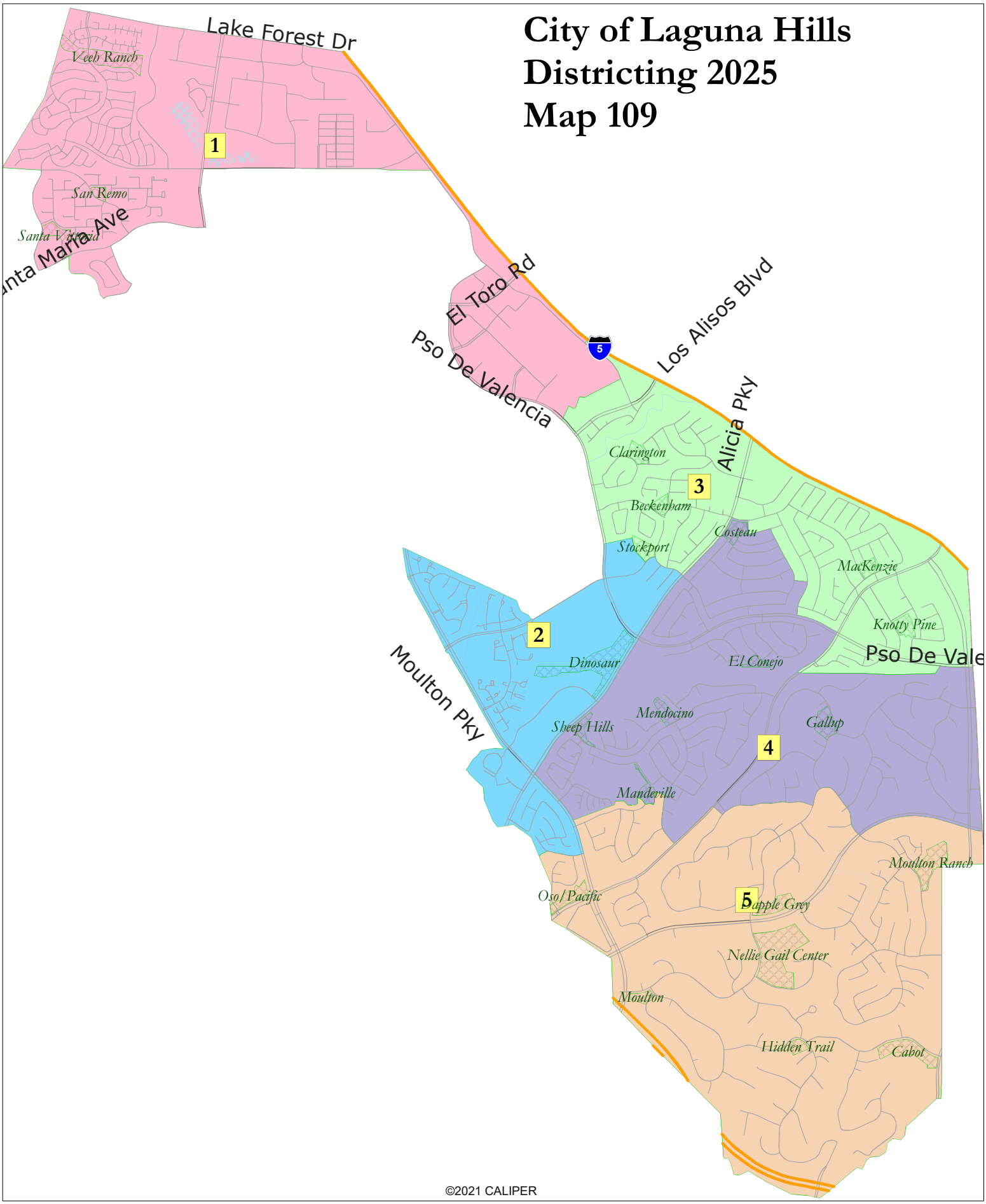

Map 109

District		1	2	3	4	5	Total
	Total Pop	6,558	6,287	6,097	6,177	6,280	31,399
	Deviation from ideal	278	7	-183	-103	0	461
	% Deviation	4.43%	0.11%	-2.91%	-1.64%	0.00%	7.34%
Total Pop	% Hisp	25.5%	47%	23%	13%	10%	24%
	% NH White	49%	34%	55%	65%	66%	54%
	% NH Black	2%	2%	2%	2%	1%	2%
	% Asian-American	20%	15%	18%	17%	19%	18%
Citizen Voting Age Pop	Total	4,695	4,362	4,140	4,526	4,967	22,690
	% Hisp	21%	31%	14%	11%	9%	17%
	% NH White	59%	48%	62%	69%	71%	62%
	% NH Black	1%	3%	3%	1%	1%	2%
	% Asian/Pac.Isl.	17%	14%	20%	19%	18%	17%
Voter Registration (Nov 2022)	Total	3,886	2,838	4,078	4,503	4,762	20,067
	% Latino est.	19%	24%	16%	10%	8%	14%
	% Spanish-Surnamed	17%	21%	15%	9%	7%	13%
	% Asian-Surnamed	7%	7%	8%	8%	11%	9%
	% Filipino-Surnamed	3%	2%	2%	1%	1%	2%
	% NH White est.	69%	65%	66%	79%	79%	72%
	% NH Black	2%	2%	7%	2%	1%	3%
Voter Turnout (Nov 2022)	Total	2,285	1,559	2,449	2,922	3,041	12,256
	% Latino est.	14%	16%	12%	9%	7%	11%
	% Spanish-Surnamed	14%	16%	12%	9%	7%	11%
	% Asian-Surnamed	7%	6%	8%	7%	8%	7%
	% Filipino-Surnamed	3%	2%	1%	1%	1%	1%
	% NH White est.	100%	100%	100%	100%	100%	100%
	% NH Black	2%	2%	7%	2%	1%	3%
Voter Turnout (Nov 2020)	Total	3,445	2,413	3,532	4,071	4,005	17,466
	% Latino est.	17%	23%	14%	8%	6%	13%
	% Spanish-Surnamed	16%	21%	13%	7%	6%	12%
	% Asian-Surnamed	7%	8%	8%	9%	10%	8%
	% Filipino-Surnamed	3%	2%	2%	1%	1%	2%
	% NH White est.	72%	67%	74%	81%	82%	76%
	% NH Black est.	2%	3%	2%	2%	0%	2%
ACS Pop. Est.	Total	6,235	6,645	5,949	5,839	6,488	31,156
Age	age0-19	17%	24%	25%	21%	21%	21%
	age20-60	54%	52%	48%	47%	52%	51%
	age60plus	29%	25%	27%	32%	27%	28%
Immigration	immigrants	33%	28%	23%	21%	23%	26%
	naturalized	76%	54%	66%	75%	77%	69%
Language spoken at home	english	65%	61%	65%	65%	76%	66%
	spanish	16%	24%	16%	8%	5%	14%
	asian-lang	10%	6%	11%	15%	8%	10%
	other lang	9%	9%	8%	12%	11%	10%
Language Fluency	Speaks Eng. "Less than Very Well"	13%	19%	15%	12%	6%	13%
Education (among those age 25+)	hs-grad	50%	41%	44%	40%	29%	41%
	bachelor	29%	37%	28%	35%	44%	35%
	graduatedegree	14%	13%	19%	22%	25%	18%
Child in Household	child-under18	20%	33%	36%	28%	26%	28%
Pct of Pop. Age 16+	employed	67%	62%	59%	59%	63%	62%
Household Income	income 0-25k	11%	12%	7%	11%	10%	10%
	income 25-50k	8%	12%	6%	6%	9%	8%
	income 50-75k	16%	4%	13%	7%	9%	10%
	income 75-200k	52%	54%	51%	38%	34%	46%
	income 200k-plus	13%	17%	23%	38%	38%	25%
Housing Stats	single family	68%	56%	73%	97%	67%	72%
	multi-family	32%	44%	27%	3%	33%	28%
	rented	40%	47%	31%	11%	24%	31%
	owned	60%	53%	69%	89%	76%	69%

Total population data from the 2020 California Adjustment to the Decennial Census.

Surname-based Voter Registration and Turnout data from the California Statewide Database.

Latino voter registration and turnout data are Spanish-surname counts adjusted using Census Population Department undercount estimates. NH White and NH Black registration and turnout counts estimated by NDC. Citizen Voting Age Pop., Age, Immigration, and other demographics from the 2019-2023 American Community Survey and Special Tabulation 5-year data.

City of Laguna Hills
Election Sequencing Example – Rev. 11/11/2025

This document provides a proposed election sequencing schedule for each proposed district as required by Elections Code §11010. As the maps were drawn without consideration of current or potential Councilmembers, these sequences serve as examples only and may be revised after selection of the final map.

1. **Map 101**

    - 2026 Election: Districts 1, 3 & 5
    - 2028 Election: Districts 2 & 4

2. **Map 102**

    - 2026 Election: Districts 1, 3 & 5
    - 2028 Election: Districts 2 & 4

3. **Map 103**

    - 2026 Election: Districts 1, 3 & 5
    - 2028 Election: Districts 2 & 4

4. **Map 104**

    - 2026 Election: Districts 1, 3 & 5
    - 2028 Election: Districts 2 & 4

5. **Map 105 (Note: Four-District Map)**

    - 2026 Election: Districts 1 & 3 (and the Mayor)
    - 2028 Election: Districts 2 & 4

6. **Map 106**

    - 2026 Election: Districts 1, 3 & 5
    - 2028 Election: Districts 2 & 4

7. **Map 107**

    - 2026 Election: Districts 1, 3 & 5
    - 2028 Election: Districts 2 & 4

8. **Map 108**

    - 2026 Election: Districts 1, 3 & 5

- 2028 Election: Districts 2 & 4

9. <u>Map 109</u>

- 2026 Election: Districts 1, 3 & 5
- 2028 Election: Districts 2 & 4

ORDINANCE NO. 2025-X

AN ORDINANCE OF THE CITY COUNCIL OF THE CITY OF LAGUNA HILLS, CALIFORNIA, ADDING SECTIONS 2-04.090 AND 2-04.100 TO CHAPTER 2-04 (CITY COUNCIL) OF TITLE 2 (ADMINISTRATION AND PERSONNEL) OF THE LAGUNA HILLS MUNICIPAL CODE IMPLEMENTING BY-DISTRICT ELECTIONS OF COUNCIL MEMBERS FROM FIVE COUNCIL DISTRICTS

WHEREAS, members of the City Council of the City of Laguna Hills are currently elected in at-large elections, in which each of the five Councilmembers is elected by voters of the entire City, and the City Council elects one council member to serve as Mayor each year; and

WHEREAS, the City Council has determined that it is in the best interest of the City to shift from its current at-large election system to a by-district election system where the five Councilmembers reside within a designated district boundary and is elected only by the voters in that district; and

WHEREAS, notwithstanding the determination to transition to a district-based election system, the City Council finds that the City is best served by Councilmembers who govern in the best interests of the entire community and not just the specific district from which the Councilmember is elected; and

WHEREAS, on September 23, 2025, the City Council adopted Resolution No. 2025-09-23-2 declaring the City's intention to transition from at-large to district-based elections pursuant to California Elections Code Section 10010(e)(3)(A); and

WHEREAS, the City retained an expert demographer to assist the City with the process of analyzing the City's population, developing draft district maps consistent with the California Voting Rights Act and the Federal Voting Rights Act, implement a community participation plan to gather public input from residents, and to facilitate the development of preliminary district map proposals; and

WHEREAS, the City will complete the districting process on or before December 9, 2025; and

WHEREAS, in accordance with California Government Code Section 34886, the City Council hereby declares that the change in the method of electing members of the City Council of the City of Laguna Hills made by this Ordinance is in furtherance of the purposes of the California Voting Rights Act of 2001 (Chapter 1.5 (commencing with Section 14025) of Division 14 of the Elections Code) and to implement the guarantees of Section 7 of Article I and Section 2 of Article II of the California Constitution; and

WHEREAS, the purpose of this Ordinance is to enact, pursuant to Government Code Section 34886, an ordinance providing for the election of Members of the City Council of the City of Laguna Hills by-districts in five single-member districts as set forth in Exhibit "A", which is attached to this Ordinance.

NOW, THEREFORE, THE CITY COUNCIL OF THE CITY OF LAGUNA HILLS, CALIFORNIA, DOES HEREBY ORDAIN AS FOLLOWS:

SECTION 1. Section 2-04.090 is hereby added to Chapter 2-04 (City Council) of Title 2 (Administration and Personnel) of the Laguna Hills Municipal Code to read as follows:

2-04.090 Qualifications of the Members of the City Council.

Beginning with the November 2026 general municipal election, a person elected as a member of the City Council shall be a resident of his or her respective Council District created by Section 2-04.100 (as may be subsequently reapportioned as provided by applicable law) and shall be nominated and elected only by the voters of his or her respective Council District. A person is not eligible to hold office as Council Member unless he or she is at the time of seeking nomination or appointment to office an elector of the City, residing in the District from which he or she is elected or appointed. If, during his or her term of office he or she moves his or her place of residence outside of the District boundaries or ceases to be an elector of the City, his or her office shall immediately become vacant. However, no Council Member shall be deemed to have moved outside of his or her District as a result of District boundary changes which may occur during his or her term of office, and such Council Member shall continue to serve until his or her term is complete or the office otherwise becomes vacant.

SECTION 2. Section 2-04.100 is hereby added to Chapter 2-04 (City Council) of Title 2 (Administration and Personnel) of the Laguna Hills Municipal Code to read as follows:

2-04.100 Council Districts.

A. Council District Boundaries. Beginning with the November 2026 general municipal election, the City Council shall consist of five members elected by-districts for terms of four years each. Descriptions of the boundaries for each of the five Council Districts and their numbering are as shown on Exhibit "A" attached to the ordinance codifying this section along with a map entitled "City of Laguna Hills Council Districts Map," a copy of which shall be on file in the City Clerk's office.

B. Transition to Council Districts.

1. Nothing herein shall affect the terms of office of the five members of the City Council in office at the time the ordinance codifying this section establishing district elections takes effect, who shall continue in office until their respective terms expire and until their successors

are elected and qualified. Vacancy and recall proceedings, if any, of such City Council members serving the remainder of an at-large elected term, and an appointment or election of a successor to such City Council Member to complete that term, shall be considered or conducted at-large in accordance with applicable law.

2. Council Members shall be elected in Council Districts ___, ___ and ___ at the general municipal election in November 2026 and at the general municipal election every four years thereafter. Council Members shall be elected in Council Districts ___ and ___ at the general municipal election in November 2028 and at the general municipal election every four years thereafter.

C. Future Redistricting.

1. Future adjustments to the boundaries of the Districts established herein shall be made in accordance with federal and state law applicable to general law cities, including, but not limited to, the provision of California Elections Code §§ 21600 et seq., as it may be amended from time to time, requiring the adjustments of the boundaries of any or all of the Districts following each decennial federal census.

2. Pursuant to Elections Code § 21606, the term of office of any Council Member who has been elected and whose term of office has not expired shall not be affected by any change in the boundaries of the District from which he or she was elected, whether or not that Council Member is a resident within the boundaries of the District as adjusted. At the first election for Council following adjustment of the boundaries of the District, a person meeting the requirements of Government Code § 34882 shall be elected to the City Council for each District under the readjusted District plan that has the same District number as a District whose incumbent's term on the Council is due to expire.

D. Annexations. At the time of any annexation of territory to the City, the City Council shall designate, by resolution adopted by a vote of at least a majority of the City Council, the contiguous District or Districts to which the annexed territory shall be a part and shall amend the District boundaries if necessary in accordance with Elections Code § 21603, as it may be amended.

SECTION 3. Publication; Effective Date. The City Clerk shall certify to the adoption of this Ordinance and cause the same to be posted at the duly designated posting places within the City and published once within fifteen days after passage and adoption as may be required by law; or, in the alternative, the City Clerk may cause to be published a summary of this Ordinance and a certified copy of the text of this Ordinance shall be posted in the Office of the City Clerk five days prior to the date of adoption of this Ordinance; and, within fifteen days after adoption, the City Clerk shall cause to be

published, the aforementioned summary and shall post a certified copy of this Ordinance, together with the vote for and against the same, in the Office of the City Clerk. This Ordinance shall take effect 30 days after its adoption.

SECTION 4. Severability. If any section, subsection, subdivision, sentence, clause, phrase, word, or portion of this Ordinance is, for any reason, held to be invalid or unconstitutional by the decision of any court of competent jurisdiction, such decision shall not affect the validity of the remaining portions of this Ordinance. The City Council hereby declares that it would have adopted this Ordinance and each section, subsection, subdivision, sentence, clause, phrase, word, or portion thereof, irrespective of the fact that any one or more sections, subsections, subdivisions, sentences, clauses, phrases, words or portions thereof be declared invalid or unconstitutional.

PASSED, APPROVED, AND ADOPTED this X day of X 2025.

_____
JOSHUA SWEENEY, MAYOR

ATTEST:

_____
JENNIFER LEE, CITY CLERK

STATE OF CALIFORNIA)
COUNTY OF ORANGE) ss
CITY OF LAGUNA HILLS)

I, Jennifer Lee, City Clerk of the City of Laguna Hills, California, DO HEREBY CERTIFY that the foregoing Ordinance No. 2025-X was duly introduced and placed upon its first reading at a Regular Meeting of the City Council on the X day of X 2025, and that thereafter, said Ordinance was duly adopted and passed at a Regular Meeting of the City Council held on the X day of X 2025, by the following vote, to wit:

AYES:

NOES:

ABSENT:

ABSTAIN:

(SEAL)

_____
JENNIFER LEE, CITY CLERK

STATE OF CALIFORNIA)
COUNTY OF ORANGE) ss
CITY OF LAGUNA HILLS)

AFFIDAVIT OF POSTING
AND PUBLICATION

JENNIFER LEE, being first duly sworn, deposes and says:

That she is the duly appointed and qualified City Clerk of the City of Laguna Hills;

That in compliance with State Laws of the State of California, ORDINANCE NO. 2025-X, being:

> AN ORDINANCE OF THE CITY COUNCIL OF THE CITY OF LAGUNA HILLS, CALIFORNIA, ADDING SECTIONS 2-04.090 AND 2-04.100 TO CHAPTER 2-04 (CITY COUNCIL) OF TITLE 2 (ADMINISTRATION AND PERSONNEL) OF THE LAGUNA HILLS MUNICIPAL CODE IMPLEMENTING BY-DISTRICT ELECTIONS OF COUNCIL MEMBERS FROM FIVE COUNCIL DISTRICTS

on the X day of X 2025, and on the X day of X 2025, was published in summary in the Saddleback Valley News; and was, in compliance with City Resolution No. 2025-09-23-1, by the X day of X 2025, and the X day of X 2025, caused to be posted in three places in the City of Laguna Hills, to wit:

Laguna Hills City Hall
Laguna Hills Community Center
Knotty Pine Park

_____
JENNIFER LEE, CITY CLERK
Laguna Hills, California

EXHIBIT "A"

CITY OF LAGUNA HILLS COUNCIL DISTRICT MAP

Implementation of By-District Elections of Council Members from Five Single-Member Districts, Establishing Boundary Lines Therefor

The City of Laguna Hills Council District Map is Attached, and a copy shall be kept on file in the Office of the City Clerk

[Insert Map No.____]

City of Laguna Hills
Elections Code Section 21130f Report

12/9/2025

Elections Code Section 21130(f) language:

f)… the districting body shall issue a report that explains the basis on which the districting body made its decisions in achieving compliance with the requirements and criteria described in this section, including, as to each neighborhood, community of interest, city, or census designated place that was split into two or more districts, the reason for that split.

Report:

National Demographics Corporation (NDC), on behalf of the City of Laguna Hills, has analyzed the City's adopted map and prepared the following analysis of the map's compliance with the criteria of Elections Code Section 21130:

21130(a): Population Equality
The ideal population in a 5-district map for Laguna Hills is 6,280. In the adopted map, the largest district has a population of 6,590 (4.94% over the ideal) and the smallest district has a population of 6,005 (-4.38% under the target population). At a total difference of 9.32% between the largest and smallest districts, the districts in the adopted map are within the "presumed constitutional" 10% range of state and federal law.

To achieve population equality, it was necessary to split Census Blocks. In particular, the 1,737-person block that includes the El Toro Mall site and three large apartment communities north of Los Alisos Rd needed to be split in order to balance populations on either side of the "neck" that wraps around Laguna Woods. In addition, many Census blocks fail to follow homeowner association (HOA) and planning area boundaries. Care was taken using Census data, city records, and data from local associations to divide relevant Census Blocks.

21130(b): Voting Rights Act reports
The City fully complied with the reporting requirements of Section 21130(b). That report is posted to the City's districting project website.

21130(c)(1): Contiguity
All of the districts are contiguous.

21130(c)(2): Minimize divisions of each "local neighborhood or local communities of interest"
Public comment and review of the city's geography identified the importance of the homeowners' associations (HOAs) as neighborhoods. None are divided. In addition, certain areas of special concern were identified as communities of interest throughout the process. North Laguna Hills – the area north of the "neck" that wraps around Laguna Woods – is kept together in District 1. Nellie Gail Ranch and Moulton Ranch are kept whole in District 5.

District 1 is mostly the North Laguna Hills community north of the "neck," including most of the commercial district and redevelopment area around the former El Toro Mall site. There is a block split of the 1,737-person block north of Los Alisos Rd that contains three large apartment complexes. This was done to balance population.

District 2 takes in the neighborhoods along I-5 in the central part of the city, including most of the Mathis Ranch and The Missions planning areas. This area is mostly comprised of single-family homes between the El Toro Mall site, La Paz Road, and Paseo de Valencia. It splits one publicly-identified community of interest in the Castle Park area (Community of Interest Map 1), because of population balancing needs. It does so along major roads (La Paz Rd. and Paseo de Valencia).

District 3 links several higher density communities around Laguna Hills High School and the Laguna Hills Community Center. This includes the Westside Annexation, Aliso Meadows, Lomas Lagunas, and several condominium, townhome, and apartment complexes within walking distance of the High School and Community Center. This district has a substantially higher proportion of residents who rent rather than own.

District 4 contains the lower density communities between Nellie Gail Ranch and the Districts 2 and 3. It includes most of the Aliso Hills planning area other than the high-density communities in District 3. It is mostly composed of single-family, owner-occupied homes. It contains the southern part of the publicly-identified Castle Park community split from District 2 to achieve balanced populations.

District 5 is comprised of Nellie Gail Ranch and Moulton Ranch.

21130(c)(3) does not apply to a city

21130(c)(4): Follow easily identifiable boundaries
The map principally uses Homeowner Associations and major roads between districts. Where it does not, it uses the property lines between multifamily housing projects (as in the District 1 boundary with District 3).

21130(c)(5): Compactness
The map is reasonably compact. District 1, which may appear less than compact, is dictated by the need for contiguity, and the remaining districts are drawn to minimize division of neighborhoods, including Homeowners' Associations.

21130(d): No purpose of favoring or discriminating against an incumbent, political candidate, or political party
The map does not favor or discriminate against any incumbent, political candidate, or political party. Multiple incumbents live in District 5, which would require dividing a neighborhood, Nellie Gail Ranch, to be split.

21130(e): Do not prioritize any criterion over the criteria listed in Section (c) of the statute
The adopted map does not prioritize any criterion over the criteria listed in Section (c) of the statute.

City of Laguna Hills
City Council / Planning Agency
Staff Report

Date: December 9, 2025
To: Mayor and Council Members
From: Jennifer Lee, City Clerk
Issue: City Council Representatives to Other Boards, Committees, and Agencies

Recommendation: That the City Council take the following actions:

1. Review the City of Laguna Hills City Council Representatives to Other Boards, Committees, and Agencies List, provide directions to staff regarding any necessary changes for appointments to the list, and by motion, approve the City Council Representatives to Other Committees/Agencies List, as revised by the City Council; and

2. Approve and direct the City Clerk to prepare and post an updated FPPC Disclosure Form 806 to reflect all paid city representative appointments to outside agency boards, committees, and/or commissions in accordance with state law.

Background:

Following the City Council's reorganization, it is customary for the Council to review the list of City Council Representatives to Other Boards, Committees, and Agencies. This list outlines the individuals designated to represent the City in the upcoming year(s) and is included as Attachment 1 to this report. Detailed descriptions of positions with specific requirements are provided below.

Orange County Fire Authority Board of Directors
City Council Resolution No. 2023-01-10-4 officially designated and appointed Joshua Sweeney as the City's representative to the Orange County Fire Authority Board of

Directors. Should the City Council wish to select a new representative, it will need to direct staff to prepare a resolution for consideration at a future meeting to formally designate and approve the updated appointment.

OC Public Libraries Library Advisory Board

The OC Public Libraries Library Advisory Board members serve 2-year terms that coincide with the individual cities' appointments and elections. Council Member Wheeler was appointed to his second term on the Library Advisory Board on January 9, 2024, and his term expires this year. The City Council has the option to reappoint Council Member Wheeler to serve a portion of the two-year term or appoint another Council Member to serve on the Library Advisory Board for the next 2-year term.

Orange County Mosquito and Vector Control District (OCMVCD) Board of Trustees

The current representative to the Orange County Mosquito and Vector Control District is Council Member Pezold. Council Member Pezold was appointed to the Orange County Mosquito and Vector Control District on January 9, 2024, for a two-year term, which is active until January 1, 2026. The Distrcit Manager for the OCMVCD, Lora Young has submitted a letter (Attachment 3) requesting Council Member Pezold's continued service on the Disrtict's Board of Trustees.

League of California Cities Annual Business Meeting Voting Delegate

Per Cal Cities bylaws, the City Council must designate a Voting Delegate and, if desired, up to two Voting Delegate Alternates to attend the annual business meeting in person to cast their vote. The 2026 Annual Conference is scheduled for September 23 - 25, 2026, in Long Beach. This designation can be made now or at a future meeting no later than the first meeting in September.

Southern California Association of Governments (SCAG) Annual General Assembly Meeting

The SCAG General Assembly is a forum where policy matters can be identified and addressed. Each member city appoints one City Council Member, who is not a Regional Council representative, as the City's official representative and one alternate for the General Assembly meeting and must communicate the names of their official representatives and alternates to SCAG within 45 days before the annual meeting of the General Assembly. The 2026 SCAG Regional Conference & General Assembly is scheduled for May 7-8, 2026 in Palm Desert. This designation can be made now or at a future meeting no later than the first meeting in March.

California Joint Powers Insurance Authority (CJPIA) Annual Board of Directors Meeting

The CJPIA Annual Board of Directors Meeting is where the President and Vice President

of the Authority and other members of the Executive Committee area elected, reports of the affairs of the Authority are considered, and any other business may be transacted that is within the powers of the Board of Directors. In order to vote at the Annual Board of Directors Meeting, the City Council must designate a Primary Voting Delegate and at least one Voting Delegate Alternate. A Voting Delegate form must be completed and submitted to the Authority in advance of each year's meeting indicating the authorized voting delegates. The 2026 Annual Meeting is scheduled for July 22, 2026, at the CJPIA Campus in La Palma, CA. A $100 stipend is provided to the voting delegate or alternate of each member agency attending the meeting.

Form 806

The Fair Political Practices Commission has mandated that Form 806 be used to report additional compensation that officials receive when appointing themselves to positions on committees, boards, or commissions of a public agency, special district, and joint powers agency or authority. Each agency must post on its website a single Form 806 which lists all the paid appointment positions. When there is a change in compensation, or a new appointment, Form 806 must be updated to reflect the change. Included as Attachment 2 to this report is a copy of the currently posted Form 806. An updated Form 806 will be posted to the City's website indicating tonight's decision designating a new representative to TCA's Board of Directors, as well as any other applicable changes made by the City Council.

Fiscal Impact:

The City does not offer additional compensation to City Council Members for their participation in City Council subcommittees or for representing the City on external agency boards or committees.

Attachments:

1. City Council Representatives to Other Boards, Committees, and Agencies
2. Form 806 - Public Agency Appointments
3. OCMVCD November 25, 2025 Letter

CITY OF LAGUNA HILLS

City Council Representatives to Other Boards, Committees and Agencies

City Council Standing and Ad Hoc Committees

Committee	Representative	Appointed	Representative	Appointed
Audit Committee	Joshua Sweeney	01/10/2023	Don Caskey	12/14/2021
Events, Communication, and Beautification Committee	Erica Pezold	06/28/2022	Jared Mathis	01/14/2025
Economic Development Committee	Dave Wheeler	06/28/2022	Don Caskey	06/28/2022
3/5 Memorial Ad Hoc Committee (through project completion)	Don Caskey	03/22/2022	Jared Mathis	02/11/2025
Community Garden Ad Hoc Committee (through project completion)	Joshua Sweeney	05/14/2024	Don Caskey	05/14/2024
MGP DA Ad Hoc Committee	Don Caskey	04/22/2025	Jared Mathis	04/22/2025

Joint Governmental Committees

Agency	Representative/Delegate	Appointed	Alternate (if applicable)	Appointed
Orange County Fire Authority (OCFA) Board of Directors[1]*	Joshua Sweeney	01/10/2023 Res 2023-01-10-4		
OC Public Libraries Library Advisory Board (2-year term)	Dave Wheeler Term expires 12/8/2026	01/14/2025	Joshua Sweeney Term expires 1/12/2027	01/14/2025
Orange County Mosquito & Vector Control District (OCMVCD) Board of Trustees (2-year term)*	Erica Pezold Term expires 1/1/2026	01/09/2024		
South OC Watershed Management Area (SOCWMA) Executive Committee	Don Caskey	01/10/2023	Joshua Sweeney	01/10/2023
Transportation Corridor Agency (TCA) San Joaquin Hills Transportation Corridor Agency (SJHTCA) Board of Directors*	Erica Pezold	01/14/2025	Jared Mathis	01/14/2025

[1] OCFA requires appointment by Resolution; * Requires annual filing of FPPC Form 700 Statement of Economic Interest

Membership Organizations

Organization	Representative/Delegate	Appointed/Elected	Alternate (if applicable)	Appointed
Association of California Cities – Orange County (ACC-OC)	Mayor		Mayor Pro Tem	
League of Cal Cities Annual Business Meeting Voting Delegate	Mayor	02/11/2025	Mayor Pro Tem	02/11/2025
Southern California Association of Governments (SCAG) Annual General Assembly Meeting	Don Caskey	02/11/2025	Dave Wheeler	02/11/2025
California Joint Powers Insurance Authority (CJPIA) Annual Board of Directors Meeting	Mayor	05/09/2023	Mayor Pro Tem	05/09/2023

City Council Standing and Ad Hoc Committees

Audit Committee

The City's Audit Committee was established by City Council Action on March 14, 1995, and is regulated by City Council Policy No. 105. The committee is an advisory committee to the City Council for the purpose of providing a direct line of communication between the auditor and the City Council and consists of the City Manager (or designee) and two City Council Members. The Audit Committee meets twice a year and City Council Members receive no additional compensation for serving on the Audit Committee.

Events, Communication, and Beautification Committee

The City's Events, Communication, and Beautification Committee was established by City Council Action on June 28, 2022, and meets monthly on the 2nd Monday of every month. The committee is an advisory committee to the City Council for the purpose of making recommendations on projects designed to maintain and enhance the appearance of public areas within the City, conduct research on communications programs, and develop and implement community events and consists of 2 City Council Members. City Council Members receive no additional compensation for serving on the Events, Communication, and Beautification Committee.

Economic Development Committee

The City's Economic Development Committee was established by City Council Action on June 28, 2022, and meets as needed based on development application submittals. The committee is an advisory committee to the City Council for the purpose of promoting and supporting local businesses and encouraging a strong economy within the City and consists of 2 City Council Members. City Council Members receive no additional compensation for serving on the Economic Development Committee.

Ad Hoc Committees

Ad-Hoc Committees are established for a specified limited timeframe to act in an advisory role to the City Council in order to achieve specific single-subject project goals and must be comprised solely of members of the legislative body that are less than a quorum of the legislative body. The City currently has three Ad-Hoc Committees.

The **3/5 Memorial Ad Hoc Committee** is an advisory committee to the City Council for the purpose of developing a monument theme and narrative description for a permanent monument memorializing the 3/5 Dark Horse Marine Battalion. The committee was established by City Council Action on March 22, 2022 for a duration through project completion.

The **Community Garden Ad Hoc Committee** is an advisory committee to the City Council for the purpose of exploring and developing the concept of a community garden including assessing feasible locations, engaging with the community and drafting a plan that includes budget, design and management strategies. The committee was established by City Council Action on May 14, 2024, for a duration through project completion.

The **MGP DA Ad Hoc Committee** is an advisory committee to the City Council for the purpose of facilitating the proposed major modifications to the Village at Laguna Hills Development Agreement. The Committee was established by City Council Action on April 22, 2025, for a duration through project completion.

Joint Governmental Committees

Orange County Fire Authority (OCFA) Board of Directors

The OCFA Board of Directors consists of 23 members representing partner cities and 2 members representing the county unincorporated area. Appointments of Directors to represent their respective cities are made by Resolution and hold office until the selection of a successor by the appointing body. The Board of Directors meets every other month - usually on the 4th Thursday of the month at 6:00 p.m. and sets policy according to its adopted Rules of Procedures. The Board established an Executive Committee and a standing Budget and Finance Committee to address finance and budget policy issues. The Chair of the Board, on an annual or as needed basis, makes appointments to the Committees. City Council Members receive compensation of $100 per meeting per day, with a max of $300 per month for voting member attendance.

OC Public Libraries Library Advisory Board

The OC Public Libraries Library Advisory Board was created by County Board Resolution 96-903 on December 12, 1996, and consists of 26 members, comprised of 24 city council members appointed by the member cities and 2 County Supervisor members appointed by the Board of Supervisors. The Advisory Board meets 3 times a year and acts in advisory capacity reviewing the OC Public Libraries' budget, operations and policy decisions and makes recommendations to the Board of Supervisors. City Council Members serve 2-year terms and receive no additional compensation for serving on the OC Public Libraries Library Advisory Board.

Orange County Mosquito and Vector Control District (OCMVCD) Board of Trustees

The Orange County Mosquito and Vector Control District is governed by a Board of Trustees established pursuant to Health & Safety Code section 2020 et seq. Trustees are appointed by the City Council of each member city, or by the Board of Supervisors (County Trustee). Pursuant to Orange County Mosquito and Vector Control District Operations Code section 3.01.020, "...Persons appointed shall have experience, training and education in fields that will assist in the governance of the District as provided in Health & Safety Code section 2022." The Board of Trustees meets on the 3rd Thursday of each odd-numbered month at 3:00 p.m. City Council Members serve 2- or 4-year terms (at the appointing authority's discretion) commencing at noon on the 1st Monday in January and receive no additional compensation for serving on the OCMVCD Board of Trustees, but are eligible for up to $100 in reimbursement per month for expenses incurred while on official business.

South OC Watershed Management Area (SOCWMA) Executive Committee

The SOCWMA adopted Cooperative Agreement and decision-making framework is governed by the Executive Committee of the South Orange County IRWM Group. Each of the parties appoints an elected or executive level official from its organization to serve as its member and alternate on the SOCWMA Executive Committee. The Executive Committee meets periodically and the duties and powers include identifying and prioritizing water resource issues, approving cost-share budgets for administration and activities of the SOCWMA, and allocating non-grant funds available for SOCWMA projects based on capital improvement plan priorities. City Council Member receive no additional compensation for serving on the SOCWMA Executive Committee.

Transportation Corridor Agency (TCA) San Joaquin Hills Transportation Corridor Agency (SJHTCA) Board of Directors

The San Joaquin Hills Transportation Corridor Agency manages the 73 Toll Road, which stretches 15 miles from Newport Beach to San Juan Capistrano in southwest Orange County. SJHTCA member agencies are the cities of Aliso Viejo, Costa Mesa, Dana Point, Irvine, Laguna Hills, Laguna Niguel, Laguna Woods, Mission Viejo, Newport Beach, San Juan Capistrano and Santa Ana, along with the County of Orange's 3rd and 5th Districts. The San Joaquin Hills and Foothill/Eastern Transportation Corridor Agencies Board Meetings are generally held concurrently as one joint meeting on the 2nd Thursday of each month at 9:30 a.m. Board members and Alternates earn a stipend of $120 per meeting, for up to 18 meetings per agency per quarter. They may also be eligible for reimbursement of mileage costs at the current IRS rate.

Membership Organizations

Association of California Cites – Orange County (ACC-OC)

The ACC-OC membership base consists of the Cities of Orange County, local government special districts, businesses, non-profits and higher education institutions. The Association operates as a 501c3 and is governed by a Board a Directors elected by Mayors of all member cities. The Board is comprised of an executive committee, representatives from all 5 Supervisory districts, and three large city representatives. The ACC-OC is organized into several Policy Committees: Energy, Environment and Water Committee, Homelessness Task Force, Coalition for Residential Recovery Reform, Local Government and Finance Committee, Economic Development Committee and Legislative & Regulatory Committee. The ACC-OC Board of Directors Executive Committee meets on the 3rd Wednesday of each month at noon and the policy committees have various meeting schedules. City Council Members receive no additional compensation for serving on the ACC-OC Board of Director or Policy Committees.

League of Cal Cities Annual Business Meeting Voting Delegate

Part of the League of Cal Cities Annual Conference is the Annual Business Meeting to consider and take action on resolutions that establish League policy. In order to vote at the Annual Business Meeting, the City Council must designate a Voting Delegate and if desired, up to two Voting Delegate Alternates. The Voting Delegate must attend the conference in person to cast their vote. A Voting Delegate form must be completed and signed by the Mayor or City Clerk and submitted to the League in advance of each year's meeting indicating the authorized voting delegates. The 2025 Annual Conference is scheduled for October 8-10, 2025 in Long Beach. City Council Members receive no additional compensation for attending the League of Cal Cities Annual Business Meeting, but are eligible for travel reimbursements from the City.

Southern California Association of General Governments (SCAG) Annual General Assembly Meeting

The SCAG General Assembly is a forum where policy matters can be identified and addressed. Any city or county representative may propose a subject for study by the Association, provided that the representative has notified the President of the proposal 45 days in advance of the General Assembly meeting. Each member city appoints one City Council Member, who is not a Regional Council representative, as the City's official representative and one alternate for the General Assembly meeting and must communicate the names of their official representatives and alternates to SCAG within 45 days before the annual meeting of the General Assembly. The 2025 SCAG Regional Conference & General Assembly is scheduled for May 1-2, 2025 in Palm Desert. City Council Members receive no additional compensation for attending the SCAG General Assembly, but may be eligible for travel reimbursements from the City.

California Joint Powers Insurance Authority (CJPIA) Annual Board of Directors Meeting

The CJPIA Annual Board of Directors Meeting is where the President and Vice President of the Authority and other members of the Executive Committee are elected, reports of the affairs of the Authority are considered, and any other business may be transacted that is within the powers of the Board of Directors. In order to vote at the Annual Board of Directors Meeting, the City Council must designate a Primary Voting Delegate and at least one Voting Delegate Alternate. A Voting Delegate form must be completed and submitted to the Authority in advance of each year's meeting indicating the authorized voting delegates. The 2025 Annual Meeting is scheduled for July 23, 2025, at the CJPIA Campus in La Palma, CA. A $100 stipend is provided to the voting delegate or alternate of each member agency attending the meeting.

Agency Report of:
Public Official Appointments

A Public Document

California Form 806

For Official Use Only

1. Agency Name

City of Laguna Hills

Division, Department, or Region *(If Applicable)*

Designated Agency Contact *(Name, Title)*

Jennifer Lee, City Clerk

Area Code/Phone Number	E-mail
(949) 707-2635	jlee@lagunahillsca.gov

Page 1 of 1

Date Posted: 1/15/2025 *(Month, Day, Year)*

2. Appointments

Agency Boards and Commissions	Name of Appointed Person	Appt Date and Length of Term	Per Meeting/Annual Salary/Stipend
Transportation Corridor Agency (San Joaquin Hills Transportation Corridor Agency Board of Directors)	Name: Erica Pezold (Last, First) Alternate, if any: Jared Mathis (Last, First)	Appt Date: Length of Term: undefined	Per Meeting: $ 120 Estimated Annual: ☐ $0-$1,000 ☐ $2,001-$3,000 ☐ $1,001-$2,000 ■ $6,000 Other
Orange County Mosquito and Vector Control District Board of Trustees	Name: Erica Pezold (Last, First) Alternate, if any: None (Last, First)	Appt Date: Length of Term: 2 years	Per Meeting: $ 100 Estimated Annual: ☐ $0-$1,000 ☐ $2,001-$3,000 ■ $1,001-$2,000 ☐ Other
Orange County Fire Authority Board of Directors	Name: Joshua Sweeney (Last, First) Alternate, if any: None (Last, First)	Appt Date: Length of Term: undefined	Per Meeting: $ 100 Estimated Annual: ☐ $0-$1,000 ■ $2,001-$3,000 ☐ $1,001-$2,000 ☐ Other
	Name: (Last, First) Alternate, if any: (Last, First)	Appt Date: Length of Term:	Per Meeting: $ Estimated Annual: ☐ $0-$1,000 ☐ $2,001-$3,000 ☐ $1,001-$2,000 ☐ Other

3. Verification

I have read and understand FPPC Regulation 18702.5. I have verified that the appointment and information identified above is true to the best of my information and belief.

Signature of Agency Head or Designee	Print Name	Title	(Month, Day, Year)
Signed by: Jennifer Lee 2468BDE0C10E4B9...	Jennifer Lee	City Clerk	01/15/2025

Comment:

Print Clear

2025 BOARD OFFICERS
PRESIDENT
Cecilia Hupp
VICE-PRESIDENT
Robert Ruesch
SECRETARY
Crystal Miles
DISTRICT MANAGER
Lora B. Young
CLERK OF THE BOARD
Tawnia E. Pett

13001 Garden Grove Boulevard
Garden Grove, CA 92843-2102
(714) 971-2421
FAX: (714) 971-3940
ocvcd@ocvector.org
www.ocvector.org
ocvectorcontrol
ocvector

2025 BOARD OF TRUSTEES

ALISO VIEJO
Garrett Dwyer
ANAHEIM
Carlos Leon
BREA
Cecilia Hupp
BUENA PARK
Lamiya Hoque
COSTA MESA
William Turpit
CYPRESS
Leo Madrano
DANA POINT
John Gabbard
FOUNTAIN VALLEY
Kim Constantine
FULLERTON
Shana Charles
GARDEN GROVE
Ariana Arestegui
HUNTINGTON BEACH
Gracey Van Der Mark
IRVINE
Tammy Kim
LA HABRA
James Gomez
LA PALMA
Debbie S. Baker
LAGUNA BEACH
Mark Orgill
LAGUNA HILLS
Erica Pezold
LAGUNA NIGUEL
Gene Johns
LAGUNA WOODS
Pearl Lee
LAKE FOREST
Robert Pequeno
LOS ALAMITOS
Tanya Doby
MISSION VIEJO
Robert Ruesch
NEWPORT BEACH
Erik Weigand
ORANGE
Sean Chavarria
PLACENTIA
Chad Wanke
RANCHO SANTA MARGARITA
April Josephson
SAN CLEMENTE
Steve Knoblock
SAN JUAN CAPISTRANO
John Taylor
SANTA ANA
Nelida Mendoza
SEAL BEACH
Nathan Steele
STANTON
Gary Taylor
TUSTIN
Rebecca Gomez
VILLA PARK
Crystal Miles
WESTMINSTER
Carlos Manzo
YORBA LINDA
Peggy Huang
COUNTY OF ORANGE
Lisa Fernandez

November 25, 2025

Honorable Mayor Sweeney
City of Laguna Hills
24035 El Toro Road
Laguna Hills, CA 92653

Dear Mayor Sweeney:

I am writing to you today as the District Manager of the Orange County Mosquito and Vector Control District. The District's Board of Trustees is composed of thirty-five members - one representing each of Orange County's thirty-four cities and one representing the County at large.

Erica Pezold currently serves as the representative for Laguna Hills. Trustee Pezold's experience and insight, since she was first appointed to serve in 2020, has helped guide the District's policies and practices. Trustee Pezold has served in a leadership role as a past chair of the Policy and Personnel Committee and is currently a member of the Joint Committee exploring the District's facility rebuild project. As the District moves forward with planning the facilities redevelopment project in 2026, Trustee Pezold's institutional knowledge will help the project continue moving forward.

While Trustee Pezold may be ending her service as a member of the Laguna Hills City Council at the end of 2026, her service to the public can continue as a member of the District's Board of Trustees. The California Health and Safety Code that governs the duties and responsibilities of vector control agencies in California, permits and encourages members-at-large to sit on a Board of Trustees. Cities have the discretion of appointing a member of the city council, or a member of the public that resides within the appointing agency's jurisdiction. The city also has the distinction of determining the length of the term, either for two or four years.

Regardless of who the city selects to serve on the Board of Trustees, we look forward to working collaboratively on the many issues currently before the Orange County Vector Control District Board of Trustees.

Regards,

Lora Young
District Manager

City of Laguna Hills
City Council / Planning Agency
Staff Report

Date: December 9, 2025
To: Mayor and Council Members
From: Kayle McDonald, Deputy City Clerk
Issue: Committee Assignment Report

Recommendation: That the City Council receive reports from the City Council Members on the City Council Committee Assignments listed on the staff report.

Background:

The following are recent meetings and events attended by the City Council for their City Council Committee Assignments.

Orange County Mosquito and Vector Control District (OCMVCD)
Board of Trustees
Council Member Pezold
November 20, Regular Meeting

Orange County Fire Authority (OCFA)
Board of Directors
Mayor Sweeney
November 20, Regular Meeting

Southern California Association of Governments (SCAG)
Joint Policy Committee
Mayor Pro Tempore Caskey
December 4, Special Meeting

Fiscal Impact:

The City does not provide any additional compensation to City Council Members for serving on outside agency board or committees.

Attachments:
None